

WASHINGTON MYSTICS GAME NOTES








WASHINGTON MYSTICS (9-6) vs. PHOENIX MERCURY (5-8)

Washington, D.C. • Tuesday, June 14, 2022 • 7:00 PM ET

Game 16 • Home Game 9 • TV: ESPN



Last Game's Starters

9 G	 Natascha Cloud	HT: 5-9 WT: 160 FROM: St. Joe's	PPG: 10.6 APG: 6.9 RPG: 3.8
<u>Season:</u> <ul style="list-style-type: none"> Has totaled five or more assists in all games played this season Has recorded 5+ assists in 17 consecutive games - longest active streak in WNBA Totaled 15+ points in four games Missed two games due to health & safety protocols 			
22 G	 Alysha Clark	HT: 5-11 WT: 167 FROM: Middle Tennessee	PPG: 8.9 APG: 2.3 RPG: 4.1
<u>Season:</u> <ul style="list-style-type: none"> Scored a season-high 18 points on 6/8 vs. CHI Appeared in eight games this season Has totaled four or more rebounds in five games 			
7 G	 Ariel Atkins	HT: 5-8 WT: 167 FROM: Texas	PPG: 15.5 APG: 2.5 RPG: 3.4
<u>Season:</u> <ul style="list-style-type: none"> Has scored in double-figures in 13 games Has made 28 three-pointers on the season Scored a season-high 28 points (9-16 FG) on 5/31 at IND Attempted a season-high nine free-throws on 6/12 vs. PHX 			
2 F	 Myisha Hines-Allen	HT: 6-2 WT: 200 FROM: Louisville	PPG: 7.7 APG: 2.3 RPG: 4.8
<u>Season:</u> <ul style="list-style-type: none"> Scored a season-high 18 points on 6/12 vs. PHX Has started in 10 games this season Reached 500 career rebounds on 6/5 Recorded first double-double on 6/12 			
0 F/C	 Shakira Austin	HT: 6-5 WT: 167 FROM: Ole Miss	PPG: 8.7 APG: 0.7 RPG: 6.1
<u>Season:</u> <ul style="list-style-type: none"> Started 10 times this season Scored in double-figures in five games Ranks second in the WNBA in FG% Totaled 11 5+ reb games Totaled two 10+ reb games 			

REGULAR SEASON SCHEDULE			
Date	Opponent	Time/Result	Record/TV
5/6	Indiana	W, 84-70	1-0
5/8	at Minnesota	W, 78-66	2-0
5/10	Las Vegas	W, 89-76	3-0
5/13	Dallas	L, 94-86	3-1
5/17	at Dallas	W, 84-68	4-1
5/20	at Atlanta	W, 78-73	5-1
5/22	Chicago	L, 82-73	5-2
5/24	Atlanta	W, 70-50	6-2
5/28	at Connecticut	L, 79-71	6-3
5/31	at Indiana	W, 87-75	7-3
6/3	New York	L, 73-65	7-4
6/5	at Chicago	L, 91-82	7-5
6/8	Chicago	W, 84-82	8-5
6/10	at Minnesota	W, 76-59	9-5
6/12	Phoenix	L, 99-90 OT	9-6
6/14	Phoenix	7:00 p.m.	ESPN*
6/16	at New York	7:00 p.m.	
6/19	Connecticut	2:00 p.m.	CBS*
6/21	at Los Angeles	10:30 p.m.	
6/23	at Seattle	10:00 p.m.	CBSSN
6/25	at Las Vegas	10:00 p.m.	NBA TV
6/28	Atlanta	7:00 p.m.	ESPN2*
7/3	at Connecticut	1:00 p.m.	ESPN*
7/6	at Atlanta	8:00 p.m.	CBSSN
7/12	at Los Angeles	10:30 p.m.	
7/14	at Phoenix	10:00 p.m.	
7/17	Minnesota	3:00 p.m.	FACEBOOK
7/21	New York	11:30 a.m.	NBA TV
7/28	at Dallas	8:00 p.m.	CBSSN
7/30	Seattle	12:00 p.m.	ESPN*
7/31	Seattle	3:00 p.m.	AMAZON
8/2	Las Vegas	7:00 p.m.	FACEBOOK
8/5	at Chicago	8:00 p.m.	NBA TV
8/7	Los Angeles	3:00 p.m.	ESPN3
8/12	at Indiana	7:00 p.m.	FACEBOOK
8/14	Indiana	3:00 p.m.	ESPN3

All Times Eastern

All games streamed on MSN other than those denoted by *
All non-national televised home games to be simulcast on NBCSN

REGULAR SEASON RECORDS

	RECORD	HOME	ROAD	OT
OVERALL	9-6	4-4	5-2	
WEST	4-2	1-2	3-0	
EAST	5-4	3-2	2-2	
STREAK	Lost 1	Lost 1	Won 1	
COMM. CUP	5-4	3-2	2-2	

OFF THE BENCH

13	MIN/G:	16.2
	PPG:	2.7
21	MIN/G:	15.6
	PPG:	6.6
25	MIN/G:	16.6
	PPG:	6.5
32	MIN/G:	21.8
	PPG:	6.6

ROSTER/INJURY UPDATE

Elena Delle Donne - Lower Back Tightness - PROBABLE

UPCOMING MILESTONES

- Ariel Atkins (194) needs 8 steals to have the fifth-most steals in Mystics history
- Elena Delle Donne needs two three-pointers to reach 300 career 3PM
- Elizabeth Williams (362) is nine blocks shy of passing Erika de Souza (370) for 15th in all-time blocks
- Alysha Clark (1962) needs 38 points to secure 2000 career points

WASHINGTON MYSTICS GAME NOTES

2022 ROSTER

ALPHABETICAL

No.	NAME	POS	H	DOB	EXP	SCHOOL/COUNTRY	PRONUNCIATION
7	Ariel Atkins	G	5-8	07/30/96	4	Texas	AIR-ee-ul
0	Shakira Austin	C	6-5	07/25/00	R	Ole Miss	
25	Kennedy Burke	F	6-1	02/14/97	3	UCLA	
22	Alysha Clark	F	5-11	07/07/87	9	Middle Tennessee	
9	Natasha Cloud	G	5-9	02/22/92	6	St. Joe's	
11	Elena Delle Donne	F	6-5	09/05/89	8	Delaware	DELL-eh-DONN
21	Tianna Hawkins	F	6-3	03/02/91	8	Maryland	
2	Myisha Hines-Allen	F	6-1	05/30/96	4	Louisville	My-ee-shah
13	Rui Machida	G	5-4	03/08/93	R	Japan	ROO-ee / maa-CHEE-da
32	Shatori Walker-Kimbrough	G	5-9	05/18/95	5	Maryland	
1	Elizabeth Williams	C/F	6-3	06/23/93	7	Duke	



COACHING STAFF

HEAD COACH Mike Thibault (St. Martin's)
 ASSOCIATE HEAD COACH Eric Thibault (Missouri)
 ASSISTANT COACHES Shelley Patterson (Washington St.), LaToya Sanders (North Carolina)
 HEAD ATHLETIC TRAINER..... Christina Kennedy (Cortland University, BS / Seaton Hall MS)
 HEAD OF ATHLETE REHABILITATION Kala Flagg (Howard)

Pronunciation

Thibault tee-bow
 Kala..... kaa-luh

NUMERICAL

0.....Austin	13..... Machida
1.....Williams	21.....Hawkins
2..... Hines-Allen	22..... Clark
7..... Atkins	25..... Burke
9..... Cloud	32... Walker-Kimbrough
11... Delle Donne	

WASHINGTON MYSTICS GAME NOTES



TONIGHT'S OPPONENT

2022 Regular Season Matchups

DATE	LOCATION	TIME/RESULT	MYSTICS LEADERS			MERCURY LEADERS		
			PTS	REB	AST	PTS	REB	AST
6/12	Washington, D.C.	L, 99-90 OT	Hines-Allen (18)	Hines-Allen (10)	Cloud (7)	Diggins-Smith (27)	Turner (10)	Taurasi (7)
6/14	Washington, D.C.	7:00 p.m.	-	-	-	-	-	-
7/14	Phoenix, AZ	10:00 p.m.	-	-	-	-	-	-

ALL-TIME SERIES

	RECORD	STREAK	LAST WIN	LAST LOSS
OVERALL	16-35	LOST SIX	JUL. 30, 2019 (99-93)	JUNE 12, 2022 (99-90 OT)
HOME	9-17	LOST THREE	JUL. 30, 2019 (99-93)	JUNE 12, 2022 (99-90 OT)
AWAY	7-18	LOST THREE	AUG. 7, 2018 (103-98)	AUG. 19, 2021 (77-64)

ALL-TIME SERIES FACTS

MYSTICS

21, June 21, 2005 (77-56)

107, July 1, 2010

52, July 7, 2001

LARGEST MARGIN OF VICTORY

MOST POINTS

LOW POINTS

MERCURY

29, Aug. 4, 1998 (88-59)

104, July 1, 2010

54, July 9, 2002

HOW THEY MATCH UP

MYSTICS	MERCURY
80.1.....PPG.....	82.2
75.9.....OPP. PPG.....	86.5
.441.....FG%.....	.438
.434.....OPP. FG%.....	.457
.326.....3PG FG%.....	.323
.776.....FT%.....	.815
34.7.....RPG.....	31.1
20.6.....APG.....	18.8
7.9.....STL.....	6.7
14.2.....TO.....	14.5

WNBA RANKINGS

MYSTICS	MERCURY
7.....PTS.....	5
5.....FGM.....	7
5.....FGA.....	9
5.....FG%.....	6
8.....3PM.....	5
6.....3PA.....	3
8.....3PT%.....	9
9.....FTM.....	5
8.....FTA.....	5
10.....FT%.....	4
5.....OREB.....	12
7.....DREB.....	T-8
7.....REB.....	11
4.....AST.....	9
3.....TO.....	4
5.....STL.....	T-9
9.....BLK.....	7
5.....BLKA.....	T-7
2.....PF.....	10
8.....PFD.....	5
4.....PTS OFF TO.....	5
6.....2ND PTS.....	12
11.....FBPS.....	9
5.....PITP.....	8

SERIES NOTES

- The Mystics have been swept by the Mercury in back-to-back seasons (2020-21) for the first time since 2013-14.
- Washington has won one road game against the Mercury since 2011. Washington snapped an eight game away losing streak, the longest in series history, on May 30, 2018.
- Washington's overtime game on 6/12/22 marked the first overtime game in the series since 8/3/2003 -- only the second overtime game in series history.

PREVIOUS MEETING

June 12, 2022
Mystics 90, Mercury 99 OT

AP-- Skylar Diggins-Smith had 27 points — including a four-point play late in regulation — Shey Peddy scored seven of her 12 points in overtime and the Phoenix Mercury beat the Washington Mystics 99-90 on Sunday. The Mercury (5-8) have won three in a row following a seven-game losing streak. Diana Taurasi had 20 points and seven assists and Diamond DeShields scored 13 points on 6-of-8 shooting before fouling out with more than 6 minutes left in regulation for Phoenix. Tina Charles added 12 points and eight rebounds and Brianna Turner had nine points and 10 rebounds. Taurasi hit a 3-pointer and a jumper before Diggins-Smith was fouled as she hit a step-back 3-pointer from the left wing and hit the and-1 free throw to cap a 10-2 run that gave the Mercury an 85-83 lead with 31.1 seconds left in regulation. Alysha Clark hit two free throws about 8 seconds later that eventually forced overtime. Taurasi, who turned 40 on Saturday, picked up her sixth when she was called for an offensive foul about a minute into overtime with Phoenix trailing by two. Diggins-Smith hit Peddy for a 3-pointer that gave the Mercury the lead for good, stole a pass and went the other way for an and-1 layup and, after a missed shot by Washington, grabbed a rebound and hit a pull-up jumper from the free-throw line before Peddy hit two foul shots to give Phoenix a 95-87 lead with 1:23 to play. Peddy capped the scoring when she made two more free throws with 34.1 remaining. Myisha Hines-Allen led the Mystics (9-6) with 18 points and 10 rebounds. Ariel Atkins added 15 points — on just 3-of-16 shooting. Clark and Shakira Austin scored 12 points apiece. Phoenix snapped a five-game road losing streak.



WASHINGTON MYSTICS GAME NOTES

MYSTICS 2022 AVERAGES

Through June 12 (9-6)

WASHINGTON MYSTICS

2022 REGULAR SEASON STATISTICS

PLAYER	G	GS	MIN	-FIELD GOALS-			-3-POINT FG--			-FREE THROWS-			--REBOUNDS--			AST	PF	DQ	STL	TO	BLK	PTS	AVG
				FG	FGA	PCT	FG	FGA	PCT	FT	FTA	PCT	OFF	DEF	TOT								
Delle Donne	9	9	237	54	114	.474	14	36	.389	20	24	.833	13	42	55	19	12	0	5	7	10	142	15.8
Atkins	15	15	454	80	183	.437	28	75	.373	44	54	.815	18	33	51	37	42	2	20	19	2	232	15.5
Cloud	13	13	407	47	128	.367	16	57	.281	28	31	.903	7	43	50	90	17	0	14	38	2	138	10.6
Clark	8	8	181	28	51	.549	6	22	.273	9	10	.900	9	24	33	18	15	0	5	9	1	71	8.9
Austin	15	11	318	54	92	.587	0	0	---	22	31	.710	26	66	92	10	33	0	10	20	14	130	8.7
Hines-Allen	15	10	296	46	112	.411	11	32	.344	12	22	.545	21	51	72	35	25	0	11	27	3	115	7.7
Williams	10	0	169	28	61	.459	0	0	---	10	20	.500	17	29	46	6	15	0	6	8	12	66	6.6
Hawkins	12	0	187	30	67	.448	7	30	.233	12	13	.923	7	27	34	14	29	0	9	24	1	79	6.6
Walker-Kimbrough	14	3	305	32	90	.356	7	29	.241	21	21	1.000	4	26	30	22	20	0	16	18	2	92	6.6
Burke	11	4	182	28	62	.452	10	27	.370	6	11	.545	7	20	27	7	15	0	15	5	3	72	6.5
Benzan	3	0	27	5	9	.556	5	7	.714	3	4	.750	1	1	2	1	7	0	0	2	1	18	6.0
Machida	15	2	242	16	47	.340	5	20	.250	3	4	.750	3	23	26	49	12	0	6	19	0	40	2.7
Jones	3	0	19	3	7	.429	1	2	.500	0	0	---	1	1	2	1	4	0	1	0	0	7	2.3
MYSTICS	15	-	3025	451	1023	.441	110	337	.326	190	245	.776	134	386	520	309	246	2	118	213	51	1202	80.1
OPPONENTS	15	-	3025	422	973	.434	111	334	.332	183	235	.779	112	387	499	279	266	2	104	247	57	1138	75.9

	-- SINGLE-GAME HIGHS --							----- AVERAGE PER GAME -----							--CAREER HIGHS		(C=SET, T=TIED THIS SEASON)-					
PLAYER	MIN	REB	AST	ST	TO	BL	PTS	MIN	REB	AST	STL	TO	BLK	PTS	FG	FGA	FT	FTA	REB	AST	PTS	
Delle Donne	33	9	4	3	2	3	21	26.4	6.1	2.1	0.56	0.8	1.11	15.8	14	27	19	19	16	7	45	
Atkins	35	8	5	3	3	1	28	30.3	3.4	2.5	1.33	1.3	0.13	15.5	10	22	9	10	9	7	32	
Cloud	39	6	10	3	6	1	19	31.3	3.8	6.9	1.08	2.9	0.15	10.6	9	18	9C	10C	9	12	26	
Clark	29	7	4	3	3	1	18	22.6	4.1	2.3	0.63	1.1	0.13	8.9	9	14	8	8	10	7	23	
Austin	35	13	3	3	4	2	20	21.2	6.1	0.7	0.67	1.3	0.93	8.7	9C	11C	4C	5C	13C	3C	20C	
Hines-Allen	35	10	8	3	6	2	18	19.7	4.8	2.3	0.73	1.8	0.20	7.7	13	23	9	10	17	8T	35	
Williams	25	15	3	2	2	6	12	16.9	4.6	0.6	0.60	0.8	1.20	6.6	11	16	9	12	16	6	22	
Hawkins	24	6	3	2	5	1	21	15.6	2.8	1.2	0.75	2.0	0.08	6.6	11	17	7	8	12	5	24	
Walker-Kimbrough	35	5	4	3	3	1	11	21.8	2.1	1.6	1.14	1.3	0.14	6.6	7	18	8	8	8	5	24	
Burke	29	6	1	3	3	1	13	16.6	2.5	0.6	1.36	0.5	0.27	6.5	7	13	7	9	6T	4	23	
Benzan	15	2	1	0	1	1	12	8.9	0.7	0.3	0.00	0.7	0.33	6.0	3C	5C	3C	4C	2C	1C	12C	
Machida	31	4	9	2	4	0	9	16.2	1.7	3.3	0.40	1.3	0.00	2.7	4C	8C	2C	2C	4C	9C	9C	
Jones	16	1	1	1	0	0	5	6.2	0.7	0.3	0.33	0.0	0.00	2.3	2T	7	2	2	5	1T	5T	
MYSTICS	225	44	24	11	21	9	90	201.7	34.7	20.6	7.87	14.2	3.40	80.1	45	89	42	55	52	33	118	
OPPONENTS	225	42	29	11	25	8	99	201.7	33.3	18.6	6.93	16.5	3.80	75.9	41	97	40	51	52	31	110	

COMMISSIONERS CUP



The WNBA Commissioner's Cup presented by Coinbase returns for its second season in 2022. The in-season tournament pits each team against their five conference rivals during the first half of the regular season as they compete for a spot in the Championship Game. The team from each conference with the top record in Cup games will compete for a prize pool of half a million dollars in the Commissioner's Cup Championship Game on Tuesday, July 26.

For Washington, the first home and away game of the 2022 season against Atlanta, Chicago, Connecticut, Indiana and New York count towards the Cup Standings, which will take place between May 6 and July 7. The Seattle Storm took home the inaugural Commissioner's Cup in 2021, defeating the Connecticut Sun 79-57.

WASHINGTON MYSTICS GAME NOTES

WHAT TO WATCH FOR IN 2022

Team

- Washington looks to make the playoffs for the ninth time under Head Coach Mike Thibault's tutelage. Since Thibault has been at the helm (2013), the Mystics have not reached the postseason only twice (2016, 2021).
- Head Coach Mike Thibault (366) looks to reach 375 career wins. Thibault is the winningest coach in WNBA history and has totaled 159 wins with the franchise.
- The 2022 WNBA season marks the 25th Anniversary for the Washington Mystics. Chartered in 1997, the Mystics are one of the first WNBA expansion franchises to be established and the longest tenured continuously operating women's professional sports team in Washington, D.C.
- Washington will appear on national TV (ABC, CBSSN, ESPN2, ESPN3, NBATV) 18 times this season.
- Washington has nine afternoon games this season, with five of the nine games having a 3:00 p.m. tip-time.
- Washington looks to total at least 20 wins. Since 2018, Washington, Connecticut, Las Vegas and Seattle are the only teams to have multiple 20-plus win seasons.
- The Mystics look to attempt 20+ three-pointers per game for the sixth-consecutive season. Last season, Washington attempted a franchise-high 27.4 three-pointers per game.
- Washington will look to build upon their three-pointers made per game (9.0) and three-point field goal percentage (.328) which both rank second in franchise history only behind the 2019 season.
- The Mystics will look to dish out 18+ assists per game for the fourth-consecutive season. Washington is one-of-five teams in the league who have compiled three-straight 18+ assist per game seasons.
- Washington looks to average 80 or more points per game for the sixth time over the last seven seasons.

Elena Delle Donne

- Elena Delle Donne looks to finish top-five in points for the sixth time since the 2015 season. Delle Donne ranked second in points (19.5) during the 2019 season.
- Delle Donne looks to shoot at least .500 percent from the field and .400 percent from three-point range (min. 3 PTA per game) for the second time in her career after doing so during the 2019 campaign.
- For the fourth time in her career, Delle Donne will look to total at least 500 points and 200 rebounds in a single season.
- Delle Donne (1,881) needs 25 points to become the sixth player in franchise history to score 2,000 points.

Natasha Cloud

- Natasha Cloud looks to build upon her career-best and franchise record 6.4 assists per game recorded last season.
- Cloud looks to total 150 or more assists for the third consecutive season. Cloud's 189 assists in 2019 were the most recorded in a single season in franchise history and her 881 career assists rank as the most in franchise history.
- Cloud looks to average 5.0 assists per game for the third-consecutive season. Cloud could become the only player in franchise history to average five-plus assists in three or more seasons (min. 20 GP).

Ariel Atkins

- Ariel Atkins looks to continue to improve her scoring average for the third consecutive season, after averaging a career-best 16.2 points per game.
- Atkins (1,711) could become the sixth player in franchise history to eclipse 2,000 career points with the franchise.
- Atkins (194) looks to record her 200th career steal this season, becoming only the seventh player in franchise history to do so.
- Atkins looks to notch 40+ steals for a fourth-straight season. Atkins is the only player in the league to tally 40+ steals in three-consecutive seasons (2019-21).

Myisha Hines-Allen

- Myisha Hines-Allen looks to average at least 12.0 points and 7.0 rebounds per game for the third consecutive season. Hines-Allen is one-of-eight players in the WNBA to average 12+ points and 7+ rebounds since 2019.
- Hines-Allen (874) looking to eclipse 1,000 points for her career.
- Hines-Allen (520) recorded her 500th career rebound, becoming the 19th player in franchise history to do so. [6/5 at CHI]

Alysha Clark

- Alysha Clark (1,986) looks to record her 2000th career point.
- Clark (961) needs 39 rebounds to record her 1000th career rebound.
- Clark to build upon career-highs in field goal percentage (.558) and three-point percentage (.522) recorded during the 2020 season. Clark has finished with a FG% of .500-or-better four times in her nine-year career.

Tianna Hawkins

- Tianna Hawkins will look to climb the Mystics' all-time points scored leader board. Hawkins currently ranks 20th in franchise history with 1,207 points in a Mystics uniform.
- Hawkins will look to build on her .466 career field goal percentage with Washington which ranks as the sixth highest in franchise history.
- Hawkins (638) surpassed Kia Vaughn (614, 2013-16) for the 11th-most rebounds in Mystics history [on 5/17 at DAL].

WASHINGTON MYSTICS GAME NOTES

2022 NOTES

Sharing the Ball

- Washington is averaging 20.6 assists per game, fourth most in the WNBA. The Mystics hold an assist percentage of 68.5% (fourth) and an assist ratio of 18.4, third best in the WNBA.
- The Mystics' 20.6 assists are the most the team has averaged since 2019 (21.9) and is currently the second most in franchise history.
- The Mystics have recorded 20+ assists 10 times this season, tied for the most 20+ assists games by a team this season.
- Since the 2018 season, Washington has total 70 games of 20+ assists, the fifth most in that time span.

20+ Assist Games - 2022	
Mystics	10
Sky	10
Sun	8
Fever	8
Storm	8
Aces	7

9's Dishing Dimes

- Natasha Cloud recorded seven assists on 6/12 vs. PHX, the 17th consecutive game dating back to 9/10/2021 she has dished five or more assists in a game, the longest active streak in the WNBA and the longest streak in franchise history. Cloud is one of five players in the WNBA to hold a 15+ game streak.
- Cloud is averaging a career-best 6.9 assists per game, second most in the WNBA.

5+ Assist Game Streaks (Active)	
Natasha Cloud	17
Alyssa Thomas	7
Kelsey Plum	6
Sue Bird	6
Courtney Vandersloot	6

Players to Total 70+ AST Through 1-10 Games of Season

C. Vandersloot	2014, 2018-2022
N. Cloud	2022
C. Pondexter	2017
S. Bird	2003, 2017
T. Penicheiro	1999-2000, 2002

Players That Have Totaled 550+ AST Since 2018

Player	Ast Total	Games
Courtney Vandersloot	1146	130
Chelsea Gray	755	135
Natasha Cloud	578	101
Jasmine Thomas	551	122

Triple A

- Ariel Atkins has connected on 28 three-point makes this season, eighth most in the WNBA. Atkins is currently averaging 1.9 three-pointers on .373 shooting from long distance. On 5/22 vs. Chicago, Atkins passed Alana Beard for second in franchise three-point makes. Atkins is the youngest player in Mystics history to reach 200 three-point makes.

Mystics 3PM Leaders	
Ivory Latta	308
Ariel Atkins	235
Alana Beard	220

Youngest Players To Reach 220+ 3PM	
D. Taurasi	24y, 55d
M. Moore	24y, 349d
L. Jackson	25y, 35d
K. Mitchell	25y, 203d
S. Bird	25y, 221d
A. Atkins	25y, 296d

Longest Mystics 3PM Game Streaks

Ivory Latta	66
Ariel Atkins	19
Ariel Atkins	17

4000 For EDD

- On 5/24 vs. Atlanta, Elena Delle Donne scored her 4000th career point, becoming the 40th player in the WNBA to reach 4000 points. Delle Donne is the second quickest to 4000 career points.

Fastest to 4000 Points - WNBA

Diana Taurasi	197
Elena Delle Donne	199
Angel McCoughtry	206
Cappie Pondexter	208

She's Back

- Elena Delle Donne has started the season averaging 15.8 points, 6.1 rebounds and 2.1 assists on .474 shooting from the field and .389 shooting from three-point range. She joins Nneka Ogumike (LAS) and Jonquel Jones (CON) as the only players to start the season averaging at least 15 points and five rebounds on .470 or better shooting from the field and .370 shooting from three-point range [min. 1 3PA].
- Delle Donne recorded her 69th 15+ point game with the Mystics on 6/3 vs. NYL, the fifth most games in franchise

Player Seasons Averaging 15+ PTS, 5+ REB, 45.0+ FG% and 37.0+ 3P%

Player	Seasons	Years
Elena Delle Donne	5	2016-19, 2022
Lauren Jackson	4	2004, 2006-07, 2009
Four Tied	2	

*Min 30 3PA

HEAD COACH MIKE THIBAULT

Mike Thibault was named the head coach/general manager of the team on December 18, 2012. Under his tutelage, Washington has made the playoffs all but twice (2016, 2021). The winningest coach in WNBA history, Thibault has led Washington to the playoffs to seven total postseason appearances and in four of the last five seasons.

2013*	17-17	(.500)
2014*	16-18	(.471)
2015*	18-16	(.529)
2016	13-20	(.394)
2017*	18-16	(.529)
2018*	22-12	(.647)
2019*	26-8	(.765)
2020*	9-13	(.409)
2021	12-19	(.387)
2022	9-6	(.600)
TOTAL	160-147	(.521)
CAREER	366-281	(.566)

* denotes playoff appearance

WASHINGTON MYSTICS GAME NOTES

2022 NOTES

Rookie Moves

- Austin has recorded five-plus rebounds in 11 games, one of three rookies to have totaled at least 10 or more games of five-plus rebounds. Austin's 11 games are tied for the most by a Mystics rookie since 2010
- On 6/10 Austin totaled 13 rebounds, becoming just the fourth Mystics rookie since the 2000 WNBA season to amass multiple 10+ rebound games.
- Austin currently ranks second in the WNBA in field goal percentage (58.7%), trailing only Sylvia Fowles. Austin is the only rookie to have totaled 75+ points and 50+ rebounds on 50.0% or better shooting.

Top FG% By a Mystics Rookie [min. 75 minutes played]

Crystal Langhorne	62.4%	2008
Shakira Austin	58.7%	2022
Zane Tamane	53.8%	2006
Alessandra Santos de Oliveira	51.6%	1998

- On 5/17 at Dallas, Austin recorded 20 points and eight rebounds on .818 shooting. Austin is just the second rookie in franchise history to record 20/5 on .750 or better shooting [Temeka Johnson; 6/18/05].

Last Four Rookies to Record 20 PTS & 8 REB on 80.0+% FG%

Shakira Austin	05/17/2022
Chiney Ogwumike	08/01/2014
Tina Charles	06/18/2010
Sylvia Fowles	08/29/2008

D-FENCE

- Washington is holding opponents to 75.9 points per game, the fewest in the league. This marks the fewest opponent points per game since the 2015 season, when Washington held their opposition to 71.2 points.
- Opponents are shooting 43.4% from the field against Washington, the lowest opponent FG% since 2019 when Mystics opponents shot 43.0%.
- Washington currently ranks fourth in defensive rating (96.5)
- The Mystics are averaging 16.4 personal fouls per game, the second fewest in the league. Washington opponents are averaging 15.7 free-throw attempts per game (third fewest in the WNBA).

Mystics Op. PPG Since 2010

2015	71.2
2010	73.3
2022	75.9

Mystics DEF RTG Since 2018

2022	96.5
2021	104.4
2020	102.2
2019	98.1
2018	103.5

10+ Point Wins 75, 2022

Washington	7
Las Vegas	7
Connecticut	5

All Hustle

- The Mystics have forced their opponent into 20+ turnovers twice this season. Washington is forcing opponents into 16.5 turnovers per game, third most in the WNBA.
- On 5/28 at CON, the Mystics scored 35 points off Sun turnovers, the fourth game this season the team has recorded 20+ points off turnovers. The Mystics are averaging 17.7 points off opponent turnovers (fourth in WNBA).
- Ariel Atkins is averaging 4.7 points off turnovers, third best in the WNBA. Last season (2021), Atkins led the league in points off turnovers (4.2).

ROO-ee

- Rui Machida is averaging a rookie-best 3.3 assists per game. This marks the most assists by a Mystics rookie since Natasha Cloud (3.4; 2015).
- On 6/5 at CHI, Machida totaled a season-best nine assists off the bench, the most assists by a rookie in a reserve role since Natisha Hiedeman (2019).

Top Four Mystics Rookie Ast/G

Player	Ast	Season
Temeka Johnson	5.2	2005
Andrea Nagy	4.6	1999
Natasha Cloud	3.4	2015
Rui Machida	3.3	2022

Top-Five

- Washington currently ranks top-five in both offensive (101.5) and defensive (95.5) rating. The Mystics have never finished a season ranking top five in both categories.
- The Mystics are holding opponents to 7.9 fast break points, the second fewest in the league. This marks the second consecutive season the team has held an opponent to eight or fewer fast break points per game (7.3; 2021)
- Washington ranks top-four in opponent points off turnovers (14.6; second), opponent second chance points (9.5; fourth), opponent fast break points (7.9; second) and opponent points in the paint (30.3; second). The Mystics join Las Vegas and Atlanta as the only teams to rank top five in all four categories.

All About Ariel

- Atkins has totaled 12 10+ point games this season, the most by a Mystics player. Atkins is tied for first in double-digit scoring games amongst guards.

10+ PT Games By Guards, 2022

Kelsey Plum	13
Ariel Atkins	13
Kelsey Mitchell	13
Three Tied	12

75 or Less

- The Mystics have held their opponent to 75 or fewer points in eight games this season (the most in the league), posting a 7-1 record in those games.

Opponent 75 Pts or Less Games, 2022

Washington	8
Seattle	7
Atlanta	7
Connecticut	6
Chicago	5

11 Deep

- Washington's bench is averaging 22.8 points per game (third most) on 43.5% shooting (fourth). The Mystics' bench ranks second in rebounds (11.4), first in assists (5.9) and third in steals (2.9).
- On 6/12 vs. PHX, the Mystics' bench recorded 24 points, the ninth game this season they have totaled 20+ points.

WASHINGTON MYSTICS GAME NOTES



#7 ARIEL ATKINS

GUARD

AGE: 25

HT: 5-8

WT: 167

FROM: TEXAS

5th WNBA Season/5th with team

2022 SEASON HIGHLIGHTS

- Reached her 1500 career point on 5/8 at MIN
- Has scored in double figures in 13 games
- Moved into second in franchise 3PM

2021 SEASON HIGHLIGHTS

- Nine 20+ point game
- Totaled 3+ three-pointers in a game 11 times
- Recorded first career 30+ point game on 6/17 vs. ATL
- Scored 15+ points in 10 consecutive games (5/21-6/19)
- Named to the All-Defensive Second Team

FUN FACTS

- From Dallas, Texas
- Member of the 2018 WNBA All-Rookie Team
- Four-time All-Defensive Second Team selection
- Won a gold medal at the 2020 Tokyo Olympics
- Was named a 2021 WNBA All-Star

LAST 5 GAMES																					
MATCH UP	W/L	MIN	PTS	FGM	FGA	FG%	3PM	3PA	3P%	FTM	FTA	FT%	OR	DR	REB	AST	TOV	STL	BLK	PF	+/-
6/3 VS. NYL	L	31	15	5	10	50.0	2	4	50.0	3	4	75.0	1	2	3	1	1	2	0	6	-9
6/5 AT CHI	L	19	7	3	12	25.0	1	5	20.0	0	0	---	0	1	1	1	1	0	0	2	-10
6/8 VS. CHI	W	34	19	8	12	66.7	0	2	0.0	3	4	75.0	3	4	7	5	1	1	0	3	7
6/10 AT MIN	W	32	12	5	12	41.7	1	4	25.0	1	2	50.0	2	1	3	1	1	2	1	2	20
6/12 VS. PHX	L	32	15	3	16	18.8	1	8	12.5	8	9	88.9	0	4	4	3	1	0	0	6	-4
SEASON AVERAGES		30.3	15.5	5.3	12.2	43.7	1.9	5.0	37.3	2.9	3.6	81.5	1.2	2.2	3.4	2.5	1.3	1.3	0.1	2.8	6.5

CAREER HIGHS

Minutes.....	42, Sept. 6, 2020 vs. Dallas	Defensive Rebounds	6, Aug. 21, 2020 at Dallas
Field Goals.....	10, June 17, 2021 vs. Atlanta (two times)	Rebounds.....	9, Aug. 21, 2020 at Dallas
Field Goal Attempts	21, September 4, 2021 at Minnesota	Assists.....	7, June 24, 2021 at Los Angeles
Three-Point Field Goals	5, Sept. 17, 2021 at New York (seven times)	Steals	5, Sept. 12, 2020 at New York (four times)
Three-Point Attempts	13, Sept. 17, 2021, at New York	Turnovers.....	4, June 29, 2021 vs. Connecticut (seven times)
Free Throws.....	9, June 17, 2021 vs. Atlanta	Blocked Shots	3, July 7, 2019 at Los Angeles (two times)
Free Throw Attempts.....	10, June 17, 2021 vs. Atlanta	Points	32, June 17, 2021 vs. Atlanta
Offensive Rebounds	5, July 13, 2018 vs. Chicago		



#0 SHAKIRA AUSTIN

CENTER

AGE: 21

HT: 6-5

WT: 190

FROM: OLE MISS

Rookie Season

2022 SEASON

- Recorded first career double-double on 5/8 at MIN
- Has scored in double figures five times
- Started nine times this season

FUN FACTS

- Was an AP Honorable Mention All-America ... USBC Honorable Mention All-America ... WCBA Honorable Mention All-America ... First-Team All SEC ... Eighth Rebel to earn consecutive First-Team All-SEC honors... Gillom Trophy Award Winner
- At Ole Miss started in all 32 games, finishing the season averaging 15.2 points, 9.0 rebounds, 2.1 blocks, 1.2 steals per game while shooting at a .463 clip from the field

LAST 5 GAMES																					
MATCH UP	W/L	MIN	PTS	FGM	FGA	FG%	3PM	3PA	3P%	FTM	FTA	FT%	OR	DR	REB	AST	TOV	STL	BLK	PF	+/-
6/3 VS. NYL	L	20	6	2	4	50.0	0	0	---	2	3	66.7	0	4	4	0	0	1	1	1	-4
6/5 AT CHI	L	19	6	2	2	100	0	0	---	2	2	100	1	6	7	1	1	1	0	3	2
6/8 VS. CHI	W	22	14	5	6	83.3	0	0	---	4	4	100	2	4	6	0	0	1	2	4	9
6/10 AT MIN	W	20	6	3	7	42.9	0	0	---	0	0	---	4	9	13	0	3	0	0	3	20
6/12 VS. PHX	L	32	12	5	11	45.5	0	0	---	2	5	40.0	1	5	6	0	2	0	1	1	-1
SEASON AVERAGES		21.2	8.7	3.6	6.1	58.7	0.0	0.0	0.0	1.5	2.1	71.0	1.7	4.4	6.1	0.7	1.3	0.7	0.9	2.2	7.7

CAREER HIGHS

Minutes.....	35, May 8, 2022, at Minnesota	Defensive Rebounds	9, June 10, 2022, at Minnesota
Field Goals.....	9, May 17, 2022, at Dallas	Rebounds.....	13, June 10, 2022, at Minnesota
Field Goal Attempts	11, June 12, 2022 vs. Phoenix (two times)	Assists.....	3, May 22, 2022, vs. Chicago
Three-Point Field Goals		Steals	3, May 20, 2022, at Atlanta
Three-Point Attempts		Turnovers.....	4, May 28, 2022, at Connecticut
Free Throws.....	4, June 8, 2022, vs. Chicago	Blocked Shots	2, June 8, 2022, vs. Chicago (three times)
Free Throw Attempts.....	5, June 12, 2022 vs. Phoenix	Points	20, May 17, 2022, at Dallas
Offensive Rebounds	4, June 10, 2022, at Minnesota (two times)		

WASHINGTON MYSTICS GAME NOTES



#25 KENNEDY BURKE

GUARD

AGE: 25

HT: 6-1

WT: 182

FROM: UCLA

Fourth WNBA season/First with team

2022 SEASON

- Made Mystics debut on 5/17 at Dallas
- Has started in four game this season

2021 SEASON

- Appeared in 23 games with Seattle averaging 2.9 points
- Scored a season-high seven points on 8/29 vs. CHI

FUN FACTS

- Sister Kody played basketball for NC State and was draftee by the Mystics with the 32 overall pick in the 2014 WNBA Draft

		LAST 5 GAMES																
MATCH UP	W/L	MIN	PTS	FGM	FGA	FG%	3PM	3PA	3P%	FTM	FTA	FT%	OR	DR	REB	AST	TOV	STL
6/3 VS. NYL	L	22	5	2	7	28.6	1	3	33.3	0	0	---	1	4	5	1	3	1
6/5 AT CHI	L	21	8	3	5	60.0	2	2	100	0	0	---	1	4	5	0	1	2
6/8 VS. CHI	W	11	0	0	3	0.0	0	2	0.0	0	0	---	0	0	0	0	1	2
6/10 AT MIN	W	5	0	0	1	0.0	0	0	---	0	0	---	0	1	1	1	0	0
6/12 VS. PHX	L	7	2	1	3	33.3	0	2	0.0	0	0	---	0	1	1	0	0	0
SEASON AVERAGES		16.6	6.5	2.5	5.6	45.2	0.9	2.5	37.0	0.5	1.0	54.5	0.6	1.8	2.5	0.6	0.5	1.4

CAREER HIGHS

Minutes.....34, August 22, 2019, Indiana at Los Angeles
 Field Goals.....7, August 20, 2020, Indiana vs. Seattle (two times)
 Field Goal Attempts.....13, August 20, 2020, Indiana vs. Seattle
 Three-Point Field Goals.....4, June 9, 2019, Indiana vs. Phoenix
 Three-Point Attempts.....6, May 28, 2022, Washington at Connecticut
 Free Throws.....7, August 29, 2019, Indiana vs. Los Angeles
 Free Throw Attempts.....9, August 20, 2020, Indiana vs. Seattle
 Offensive Rebounds.....4, July 31, 2020, Indiana vs. Dallas (two times)

Defensive Rebounds.....5, August 25, 2019, Indiana at Seattle
 Rebounds.....6, July 31, 2020, Indiana vs. Dallas
 Assists.....4, August 2, 2020, Indiana vs. Atlanta (three times)
 Steals.....3, May 28, 2022, Washington at Connecticut (five times)
 Turnovers.....5, August 22, 2020, Indiana vs. Chicago
 Blocked Shots.....4, August 22, 2018, Indiana at Los Angeles
 Points.....23, August 20, 2020, Indiana vs. Seattle



#22 ALYSHA CLARK

GUARD

AGE: 34

HT: 5-11

WT: 167

FROM: MIDDLE TENNESSEE

[@Alysha_Clark](https://twitter.com/Alysha_Clark)

10th WNBA Season/1st with team

2022 SEASON HIGHLIGHTS

- Made Mystics debut on 5/13 vs. Dallas

2021 SEASON HIGHLIGHTS

- Missed the 2021 season due to a foot injury

FUN FACTS

- Two-time WNBA champion (2018, 2020)
- Unanimous selection to 2020 WNBA All-Defensive First Team
- Has a dog named Sly
- An aspiring chef

		LAST 5 GAMES																
MATCH UP	W/L	MIN	PTS	FGM	FGA	FG%	3PM	3PA	3P%	FTM	FTA	FT%	OR	DR	REB	AST	TOV	STL
6/3 VS. NYL																		
6/5 AT CHI	L	17	7	3	6	50.0	1	3	33.3	0	0	---	2	1	3	1	2	0
6/8 VS. CHI	W	28	18	7	9	77.8	0	1	0.0	4	4	100	2	1	3	2	0	1
6/10 AT MIN	W	23	8	3	6	50.0	2	5	40.0	0	0	---	0	4	4	4	0	0
6/12 VS. PHX	L	29	12	4	9	44.4	2	5	40.0	2	2	100	3	4	7	4	0	3
SEASON AVERAGES		22.6	8.9	3.5	6.4	54.9	0.8	2.8	27.3	1.1	1.3	90.0	1.1	3.0	4.1	2.3	1.1	0.6

CAREER HIGHS

Minutes.....38, July 10, 2018, Seattle vs. Los Angeles
 Field Goals.....9, September 1, 2017, Seattle at Washington (two times)
 Field Goal Attempts.....14, July 23, 2019, Seattle at Las Vegas
 Three-Point Field Goals.....4, September 13, 2020, Seattle vs. Las Vegas (two times)
 Three-Point Attempts.....7, June 23, 2019, Seattle vs. Indiana (three times)
 Free Throws.....8, June 7, 2018, Seattle at Los Angeles
 Free Throw Attempts.....8, June 7, 2018, Seattle at Los Angeles (three times)
 Offensive Rebounds.....6, June 10, 2018, Seattle vs. Atlanta

Defensive Rebounds.....9, August 8, 2017, Seattle at Connecticut
 Rebounds.....10, June 10, 2019, Seattle at Las Angeles (two times)
 Assists.....7, September 4, 2016, Seattle at Atlanta
 Steals.....5, June 7, 2018, Seattle at Los Angeles
 Turnovers.....5, July 3, 2019, Seattle vs. New York
 Blocked Shots.....4, June 9, 2018, Seattle at Chicago
 Points.....23, June 5, 2016, Seattle vs. New York

WASHINGTON MYSTICS GAME NOTES



#9 NATASHA CLOUD

GUARD

AGE: 30

HT: 5-9

WT: 160

@T_Cloud4

FROM: ST. JOE'S

7th WNBA Season/7th with team

2021 SEASON HIGHLIGHTS

- Seven or more assists in 14 games
- Totaled 10+ assists four times (6/5, 6/17, 7/10, 8/15, 8/31)
- Scored her 1000th career point on 6/8 vs. MIN
- Career-high six steals on 6/8 vs. MIN
- Totaled 10 points, 11 assists and nine rebounds on 9/17 - only 10/10/9 game in franchise history
- Two double-doubles

FUN FACTS

- Daughter of Sharon and Emil Cloud
- Majored in communication studies
- Named to the 2019 All-Defensive second team

		LAST 5 GAMES																			
MATCH UP	W/L	MIN	PTS	FGM	FGA	FG%	3PM	3PA	3P%	FTM	FTA	FT%	OR	DR	REB	AST	TOV	STL	BLK	PF	+/-
6/3 VS. NYL	L	32	17	6	16	37.5	1	8	12.5	4	5	80.0	0	5	5	8	6	0	0	1	-4
6/5 AT CHI	L	22	2	1	6	16.7	0	1	0.0	0	0	---	3	1	4	6	4	3	0	0	-13
6/8 VS. CHI	W	34	11	4	11	36.4	1	3	33.3	2	2	100	1	4	5	5	1	0	0	0	2
6/10 AT MIN	W	33	8	3	11	27.3	2	8	25.0	0	0	---	0	2	2	8	2	0	0	2	18
6/12 VS. PHX	L	39	9	3	8	37.5	1	5	20.0	2	2	100	1	5	6	7	5	1	0	1	-7
SEASON AVERAGES		31.3	10.6	3.6	9.8	36.7	1.2	4.4	28.1	2.2	2.4	90.3	0.5	3.3	3.8	6.9	2.9	1.1	0.2	1.3	5.0

CAREER HIGHS

Minutes.....39, July 19, 2019, Washington at Indiana
 Field Goals.....9, July 7, 2019 Washington at New York
 Field Goal Attempts.....18, July 7, 2018, Washington vs. Minnesota
 Three-Point Field Goals.....5, June 24, 2016, Washington vs. Phoenix
 Three-Point Attempts.....11, July 13, 2019, Washington vs. Las Vegas
 Free Throws.....9, May 20, 2022, Washington at Atlanta
 Free Throw Attempts.....10, May 20, 2022, Washington at Atlanta
 Offensive Rebounds.....2, May 15, 2021, Washington vs. Chicago (four times)

Defensive Rebounds.....9, June 17, 2021, Washington vs. Atlanta
 Rebounds.....9, June 17, 2021, Washington vs. Atlanta
 Assists.....12, August 31, 2021, Washington vs. Connecticut
 Steals.....6, June 8, 2021, Washington vs. Minnesota
 Turnovers.....8, August 11, 2019, Washington at Minnesota
 Blocked Shots.....2, May 25, 2019, Washington at Connecticut
 Points.....26, July 7, 2019, Washington at New York



#11 ELENA DELLE DONNE

FORWARD

AGE: 32

HT: 6-5

WT: 187

@De1leDonne

FROM: DELAWARE

9th WNBA Season/5th with team

2022 SEASON HIGHLIGHTS

- Recorded 4000th career point on 5/24
- Has missed three games this season (back-rest)

2021 SEASON HIGHLIGHTS

- Made first appearance of the 2021 season on 8/22 vs. SEA

FUN FACTS

- Has two dogs, Rue and Rasta
- Selected 2nd overall in the 2013 WNBA Draft by Chicago
- An avid golfer
- The only WNBA player to qualify for and join the 50/40/90 club
- Two-time MVP

LAST 5 GAMES																					
MATCH UP	W/L	MIN	PTS	FGM	FGA	FG%	3PM	3PA	3P%	FTM	FTA	FT%	OR	DR	REB	AST	TOV	STL	BLK	PF	+/-
6/3 VS. NYL	L	30	15	7	13	53.8	1	1	100	0	0	---	4	4	8	1	1	0	0	1	0
6/5 AT CHI							NWT - REST - BACK														
6/8 VS. CHI	W	7	2	1	6	16.7	0	0	---	0	0	---	1	0	1	2	0	0	0	0	-6
6/10 AT MIN							NWT - REST - BACK														
6/12 VS. PHX							INACTIVE - BACK														
SEASON AVERAGES		26.4	15.8	6.0	12.7	47.4	1.6	4.0	38.9	2.2	2.7	83.3	1.4	4.7	6.1	2.1	0.8	0.6	1.1	1.3	4.7

CAREER HIGHS

Minutes.....44, June 24, 2015, Chicago vs. Atlanta
 Field Goals.....14, July 30, 2019, Washington vs. Phoenix (two times)
 Field Goal Attempts.....27, July 1, 2016, Chicago vs. Washington
 Three-Point Field Goals.....6, September 1, 2017, Washington vs. Seattle
 Three-Point Attempts.....10, May 27, 2016, Chicago vs. San Antonio (three times)
 Free Throws.....19, June 24, 2015, Chicago vs. Atlanta
 Free Throw Attempts.....19, June 24, 2015, Chicago vs. Atlanta
 Offensive Rebounds.....6, June 6, 2014, Chicago vs. Los Angeles

Defensive Rebounds.....14, July 31, 2018, Washington at Atlanta (two times)
 Rebounds.....16, July 31, 2018, Washington at Atlanta (two times)
 Assists.....7, May 20, 2018, Washington vs. Indiana
 Steals.....4, June 15, 2018, Washington vs. Los Angeles (three times)
 Turnovers.....5, June 24, 2015, Chicago vs. Atlanta
 Blocked Shots.....6, June 24, 2015, Chicago vs. Atlanta
 Points.....45, June 24, 2015, Chicago vs. Atlanta

WASHINGTON MYSTICS GAME NOTES



#21 TIANNA HAWKINS

FORWARD

AGE: 31

HT: 6-3

WT: 186

FROM: MARYLAND

[@t_hawk21](#)

9th WNBA Season/7th with team

2021 SEASON HIGHLIGHTS

- Appeared in 28 games with a career-most 8 starts for the Atlanta Dream
- Reached 100 career steals with one against Los Angeles (8/17)

FUN FACTS

- Won the inaugural season of Athletes Unlimited
- A member of the 2019 Mystics Championship team

MATCH UP	W/L	MIN	PTS	FGM	FGA	FG%	3PM	3PA	3P%	FTM	FTA	FT%	OR	DR	REB	AST	TOV	STL	BLK	PF	+/-
6/3 VS. NYL																					
6/5 AT CHI	L	22	21	8	13	61.5	1	4	25.0	4	4	100	2	2	4	1	3	1	0	3	-8
6/8 VS. CHI	W	20	8	3	8	37.5	2	5	40.0	0	0	---	1	5	6	0	5	2	0	3	13
6/10 AT MIN	W	19	3	1	5	20.0	1	4	25.0	0	0	---	0	2	2	1	3	1	0	4	1
6/12 VS. PHX	L	10	3	1	5	20.0	0	1	0.0	1	2	50.0	2	1	3	1	0	1	0	2	-5
SEASON AVERAGES		15.6	6.6	2.5	5.6	44.8	0.6	2.5	23.3	1.0	1.1	92.3	0.6	2.3	2.8	1.2	2.0	0.8	0.1	2.4	2.8

LAST 5 GAMES

DNP - COACH'S DECISION

CAREER HIGHS

Minutes.....35, May 29, 2018 at Seattle
 Field Goals.....11, July 10, 2019 vs. Phoenix
 Field Goal Attempts.....17, July 10, 2019 vs. Phoenix
 Three-Point Field Goals.....4, Sept. 8, 2019 vs. Chicago
 Three-Point Attempts.....7, Aug. 15, 2020 vs. Las Vegas (four times)
 Free Throws.....7, July 14, 2017 at Indiana
 Free Throw Attempts.....8, July 14, 2017 at Indiana
 Offensive Rebounds.....4, Aug. 15, 2020 vs. Las Vegas (five times)

Defensive Rebounds.....9, May 30, 2018 at Phoenix (two times)
 Rebounds.....12, May 30, 2018 at Phoenix
 Assists.....5, Aug. 25, 2019 vs. New York
 Steals.....4, June 29, 2017 vs. New York
 Turnovers.....5, June 8, 2022 vs. Chicago (three times)
 Blocked Shots.....3, June 13, 2018 at Connecticut
 Points.....24, Sept. 8, 2019 vs. Chicago



#2 MYISHA HINES-ALLEN

FORWARD

AGE: 26

HT: 6-1

WT: 200

FROM: LOUISVILLE

[@Mooks_22](#)

5th WNBA Season/5th with team

2022 SEASON HIGHLIGHTS

- Scored a season-high 18 points on 6/12 vs. PHX
- One double-double on the season

2021 SEASON HIGHLIGHTS

- Missed the first three games of the season due to overseas commitments (5/15-5/21)
- Three double-doubles (three-consecutive dble-dble (5/25-6/5))

FUN FACTS

- Has five siblings (three sisters and two brothers), younger brother, Josh, plays in the NFL

MATCH UP	W/L	MIN	PTS	FGM	FGA	FG%	3PM	3PA	3P%	FTM	FTA	FT%	OR	DR	REB	AST	TOV	STL	BLK	PF	+/-
6/3 VS. NYL	L	18	4	2	6	33.3	0	2	0.0	0	2	0.0	2	1	3	2	1	0	0	1	-1
6/5 AT CHI	L	22	13	6	15	40.0	1	4	25.0	0	0	---	0	3	3	2	0	2	0	2	-8
6/8 VS. CHI	W	12	8	4	10	40.0	0	3	0.0	0	0	---	2	1	3	2	2	0	0	1	-5
6/10 AT MIN	W	21	17	6	8	75.0	3	4	75.0	2	2	100	1	5	6	2	0	0	0	3	16
6/12 VS. PHX	L	35	18	7	12	58.3	2	4	50.0	2	4	50.0	2	8	10	3	6	2	0	2	-4
SEASON AVERAGES		19.7	7.7	3.1	7.5	41.1	0.7	2.1	34.4	0.8	1.5	54.5	1.4	3.4	4.8	2.3	1.8	0.7	0.2	1.7	-2.9

LAST 5 GAMES

CAREER HIGHS

Minutes.....43, August 21, 2020 at Dallas
 Field Goals.....13, Sept. 10, 2020 at Los Angeles (two times)
 Field Goal Attempts.....23, August 21, 2020 at Dallas
 Three-Point Field Goals.....3, Sept. 12, 2020 at New York (four times)
 Three-Point Attempts.....5, August 30, 2020 vs. Connecticut (three times)
 Free Throws.....9, June 5, 2021, vs. Las Vegas
 Free Throw Attempts.....10, June 5, 2021, vs. Las Vegas
 Offensive Rebounds.....7, May 27, 2018 vs. Minnesota

Defensive Rebounds.....13, August 22, 2021 vs. Seattle
 Rebounds.....17, August 22, 2021 vs. Seattle
 Assists.....8, May 10, 2022, vs. Las Vegas
 Steals.....4, August 31, 2021 vs. Connecticut
 Turnovers.....6, Aug. 13, 2020 vs. Los Angeles
 Blocked Shots.....2, May 10, 2022, vs. Las Vegas (eight times)
 Points.....35, August 21, 2020 at Dallas

WASHINGTON MYSTICS GAME NOTES



#13 RUI MACHIDA

GUARD

AGE: 28

HT: 5-4

WT: 124

FROM: JAPAN

Rookie Season

2022 SEASON

- Started two games this season

FUN FACTS

- Has played for the Fujitsu Red Wave of the Japanese Basketball League since the 2011 season... During the 2021 season, she averaged 10.2 points, 8.2 assists and 4.3 rebounds in 26 games
- Holds the Olympic record for assists in a single game when she totaled 18 assists in Japan's 87-71 win over France on August 6, 2021

MATCH UP	W/L	MIN	PTS	FGM	FGA	FG%	3PM	3PA	3P%	FTM	FTA	FT%	OR	DR	REB	AST	TOV	STL	BLK	PF	+/-
6/3 VS. NYL	L	11	0	0	3	0.0	0	1	0.0	0	0	---	0	4	4	1	0	1	0	0	-3
6/5 AT CHI	L	21	5	2	4	50.0	1	3	33.3	0	0	---	0	2	2	9	1	0	0	1	1
6/8 VS. CHI	W	14	2	0	0	---	0	0	---	2	2	100	0	0	0	3	3	0	0	0	-5
6/10 AT MIN	W	10	2	1	4	25.0	0	2	0.0	0	0	---	0	1	1	1	0	0	0	1	-3
6/12 VS. PHX	L	12	3	1	2	50.0	0	1	0.0	1	2	50.0	1	0	1	2	0	0	0	1	-8
SEASON AVERAGES		16.2	2.7	1.1	3.1	34.0	0.3	1.3	25.0	0.2	0.3	75.0	0.2	1.5	1.7	3.3	1.3	0.4	0.0	0.8	-0.6

CAREER HIGHS

Minutes.....	31, May 13, 2022 vs. Dallas	Defensive Rebounds	4, June 3, 2022 vs. New York (three times)
Field Goals.....	4, May 10, 2022 vs. Las Vegas	Rebounds.....	4, June 3, 2022 vs. New York (three times)
Field Goal Attempts	8, May 13, 2022 vs. Dallas (two times)	Assists.....	9, June 5, 2022, at Chicago
Three-Point Field Goals	2, May 13, 2022 vs. Dallas	Steals.....	2, May 31, 2022, at Indiana
Three-Point Attempts.....	3, June 5, 2022 at Chicago (three times)	Turnovers.....	4, May 8, 2022, at Minnesota
Free Throws.....	2, June 8, 2022, vs. Chicago	Blocked Shots	1, May 24, 2022, vs. Atlanta
Free Throw Attempts.....	2, June 12, 2022, vs. Phoenix (two times)	Points	9, May 10, 2022 vs. Las Vegas
Offensive Rebounds	1, June 12, 2022, vs. Phoenix (two times)		



#32 SHATORI WALKER-KIMBOROUGH

GUARD/FORWARD

AGE: 27

HT: 5-9

WT: 140

FROM: MARYLAND

6th WNBA Season/5th with team

[@_shatori](#)

2021 SEASON HIGHLIGHTS

- Appeared in 16 games (13 starts) for Washington after signing with the team on July 1, 2021
- Averaged 7.4 points on 51.3 percent shooting, 1.4 rebounds and 1.0 assist in 21.6 minutes per game

FUN FACTS

- Was a member of the 2019 Mystics Championship Team
- Named to the All-WNBA Rookie Team in 2017

MATCH UP	W/L	MIN	PTS	FGM	FGA	FG%	3PM	3PA	3P%	FTM	FTA	FT%	OR	DR	REB	AST	TOV	STL	BLK	PF	+/-
6/3 VS. NYL	L	25	2	1	3	33.3	0	2	0.0	0	0	---	0	3	3	2	0	0	0	2	7
6/5 AT CHI	L	21	7	3	4	75.0	1	1	100	0	0	---	0	1	1	1	2	0	0	0	7
6/8 VS. CHI																					
6/10 AT MIN	W	17	9	3	6	50.0	1	3	33.3	2	2	100	0	1	1	0	0	1	0	1	7
6/12 VS. PHX	L	16	9	3	4	75.0	2	3	66.7	1	1	100	0	0	0	2	3	0	0	1	4
SEASON AVERAGES		21.8	6.6	2.3	6.4	35.6	0.5	2.1	24.1	1.5	1.5	100	0.3	1.9	2.1	1.6	1.3	1.1	0.1	1.4	4.4

CAREER HIGHS

Minutes.....	38, Sept. 3, 2020, Phoenix vs. Indiana	Defensive Rebounds	5, May 10, 2022, Washington vs. Las Vegas (four times)
Field Goals.....	7, Sept. 12, 2021, Washington at Chicago (four times)	Rebounds.....	8, May 25, 2019, Washington at Connecticut
Field Goal Attempts	18, Sept. 11, 2020, Phoenix vs. Seattle	Assists.....	5, September 4, 2021, Washington at Minnesota
Three-Point Field Goals	5, August 14, 2020, Phoenix vs. Atlanta	Steals.....	6, September 12, 2021, Washington at Chicago
Three-Point Attempts.....	7, August 14, 2020, Phoenix vs. Atlanta (two times)	Turnovers.....	5, June 18, 2019, Washington at Los Angeles
Free Throws.....	8, Sept. 11, 2020, Phoenix vs. Seattle	Blocked Shots	3, Sept. 5, 2020, Phoenix vs. New York
Free Throw Attempts.....	8, Sept. 11, 2020, Phoenix vs. Seattle (three times)	Points	24, Sept. 11, 2020, Phoenix vs. Seattle
Offensive Rebounds	3, May 25, 2019, Washington at Connecticut		

WASHINGTON MYSTICS GAME NOTES



#1 ELIZABETH WILLIAMS

@E_Williams_1

CENTER/FORWARD AGE: 28

HT: 6-3

WT: 200

FROM: DUKE

8th WNBA Season/1st with team

2022 SEASON HIGHLIGHTS

- Recorded one double-double on the season
- Totaled six blocks on 5/31 at IND, tying a franchise-high

FUN FACTS

- WNBA Most Improved Player (2016)
- WNBA All-Defensive Team (2020)

2021 SEASON HIGHLIGHTS

- Started in all 32 of the Dream's games.
- Her 41 total blocks led the team and ranked 6th among all players in the league this season.

MATCH UP	W/L	MIN	PTS	FGM	FGA	FG%	LAST 5 GAMES					FT%	OR	DR	REB	AST	TOV	STL	BLK	PF	+/-
							3PM	3PA	3P%	FTM	FTA										
6/3 VS. NYL	L	13	6	3	8	37.5	0	0	---	0	0	---	3	1	4	0	2	1	1	2	-3
6/5 AT CHI	L	16	6	3	8	37.5	0	0	---	0	0	---	2	3	5	0	0	0	0	1	-3
6/8 VS. CHI	W	18	2	0	3	0.0	0	0	---	2	4	50.0	1	2	3	0	0	0	1	1	-9
6/10 AT MIN	W	20	11	5	9	55.6	0	0	---	1	3	33.3	2	4	6	0	0	2	0	2	-3
6/12 VS. PHX	L	13	7	2	5	40.0	0	0	---	3	7	42.9	4	0	4	1	1	1	0	1	-8
SEASON AVERAGES		16.9	6.6	2.8	6.1	45.9	0.0	0.0	0.0	1.0	2.0	50.0	1.7	2.9	4.6	0.6	0.8	0.6	1.2	1.5	-4.1

CAREER HIGHS

Minutes.....45, June 22, 2016, Atlanta vs. New York
 Field Goals.....11, August 7, 2018, Atlanta vs. Las Vegas
 Field Goal Attempts16, July 18, 2016, Atlanta vs. Dallas (four times)
 Three-Point Field Goals
 Three-Point Attempts.....1, May 19, 2017, Atlanta at Chicago (two times)
 Free Throws.....9, July 31, 2020, Atlanta vs. New York
 Free Throw Attempts.....12, July 31, 2020, Atlanta vs. New York
 Offensive Rebounds8, August 8, 2017, Atlanta vs. Minnesota

Defensive Rebounds13, May 31, 2022, Washington at Indiana (two times)
 Rebounds.....16, September 11, 2016, Atlanta at Phoenix
 Assists.....6, August 19, 2020, Atlanta vs. Washington (two times)
 Steals4, July 9, 2017, Atlanta vs. Dallas
 Turnovers.....6, August 4, 2020, Atlanta vs. Phoenix
 Blocked Shots8, September 5, 2019, Atlanta vs. Las Vegas
 Points22, August 7, 2018, Atlanta vs. Las Vegas

WASHINGTON MYSTICS GAME NOTES

MYSTICS/OPPONENTS TEAM REGULAR SEASON HIGHS & LOWS

MYSTICS		CATEGORY	OPPONENT	
HIGHS	LOWS		HIGHS	LOWS
89, (vs. LVA, 5/10)	70, 2-times (last: vs. NYL, 6/3)	POINTS, GAME	94, (vs. DAL, 5/13)	50, (vs. ATL, 5/24)
31, 3-times (last: at DAL, 5/17)-3Q	10, 2-times (last: at ATL, 5/20)	POINTS, QUARTER	31, (at CHI, 6/5)	4, (at MIN, 5/8)-2Q
53, (vs. LVA, 5/10)-2H	31, (at MIN, 5/8)-2H	POINTS, HALF	53, (vs. DAL, 5/13)-2H	23, (at MIN, 5/8)-1H
5, (vs. PHO, 6/12)	5, (vs. PHO, 6/12)	POINTS, OT	14, (vs. PHO, 6/12)	14, (vs. PHO, 6/12)
50, (vs. IND, 5/6)	28, (vs. NYL, 6/3)	POINTS, FIRST HALF	49, (vs. LVA, 5/10)	23, (at MIN, 5/8)
53, (vs. LVA, 5/10)	31, 2-times (last: vs. CHI, 5/22)	POINTS, SECOND HALF	55, (at CHI, 6/5)	25, (vs. ATL, 5/24)
34, 2-times (last: at CHI, 6/5)	25, (at ATL, 5/20)	FG MADE	36, 2-times (vs. PHO, 6/12)	19, (at MIN, 6/10)
75, 2-times (vs. PHO, 6/12)	55, (at ATL, 5/20)	FG ATTEMPTED	74, (at IND, 5/31)	56, (vs. ATL, 5/24)
.525, (vs. DAL, 5/13)	.400, 3-times (last: vs. PHO, 6/12)	FG%	.554, (at CHI, 6/5)	.328, (at MIN, 6/10)
13, (vs. DAL, 5/13)	3, 2-times (last: vs. CHI, 6/8)	3-POINT FG MADE	13, (vs. DAL, 5/13)	4, (vs. ATL, 5/24)
30, (at MIN, 6/10)	16, (vs. CHI, 6/8)	3-POINT FG ATTEMPTED	34, (vs. NYL, 6/3)	15, (at MIN, 5/8)
.520, (vs. DAL, 5/13)	.167, (at ATL, 5/20)	3-POINT FG% (MIN. 10)	.467, (at CON, 5/28)	.190, (vs. ATL, 5/24)
25, (at ATL, 5/20)	6, 2-times (last: at MIN, 6/10)	FT MADE	19, (vs. DAL, 5/13)	5, (vs. IND, 5/6)
34, (vs. PHO, 6/12)	6, (at CHI, 6/5)	FT ATTEMPTED	23, (vs. DAL, 5/13)	8, (vs. ATL, 5/24)
1.000, 2-times (last: at CHI, 6/5)	.638, (at CON, 5/28)	FT%	.944, (vs. NYL, 6/3)	.625, (vs. IND, 5/6)
14, (vs. PHO, 6/12)	6, 3-times (last: (vs. ATL, 5/24)	OFFENSIVE REBOUNDS	12, (vs. IND, 5/6)	4, 3-times (last: vs. PHO, 6/12)
31, (at IND, 5/31)	12, (at CON, 5/28)	DEFENSIVE REBOUNDS	32, (vs. CHI, 5/22)	18, (at ATL, 5/20)
44, (at IND, 5/31)	19, (at CON, 5/28)	TOTAL REBOUNDS	42, (vs. IND, 5/6)	26, (at ATL, 5/20)
24, (at IND, 5/31)	16, (vs. NYL, 6/3)	ASSISTS	29, (at CHI, 6/5)	12, (vs. ATL, 5/24)
11, 2-times (last: at CON, 5/28)	4, (vs. IND, 5/6)	STEALS	11, (at CHI, 6/5)	2, (at MIN, 6/10)
9, (at IND, 5/31)	1, 4-times (last: vs. PHO, 6/12)	BLOCKS	8, (at MIN, 5/8)	1, 3-times (last: at MIN, 6/10)
21, 2-times (last: at CON, 5/28)	7, (at IND, 5/31)	PERSONAL FOULS	28, (vs. PHO, 6/12)	13, 2-times (last: at MIN, 6/10)
20, (vs. PHO, 6/12)	7, (vs. IND, 5/6)	TURNOVERS	23, 2-times (last: at CON, 5/28)	11, (vs. DAL, 5/13)
35, (at CON, 5/28)	13, (vs. DAL, 5/13)	POINTS OFF TURNOVERS	26, (vs. DAL, 5/13)	4, (vs. ATL, 5/24)
46, (at CHI, 6/5)	26, (vs. ATL, 5/24)	POINTS IN PAINT	50, (at CHI, 6/5)	16, (at MIN, 6/10)
18, (vs. PHO, 6/12)	6, 2-times (last: at CON, 5/28)	SECOND CHANCE POINTS	19, (vs. IND, 5/6)	4, (at IND, 5/31)
14, (at DAL, 5/17)	2, 2-times (last: vs. CHI, 6/8)	FAST BREAK POINTS	19, (at DAL, 5/17)	2, 2-times (last: vs. NYL, 6/3)
+27, (at MIN, 5/8)	-17, 2-times (last: at CHI, 6/5)	LARGEST LEAD/DEFICIT	+17, 2-times (last: at CHI, 6/5)	-27, (at MIN, 5/8)
+24, (at MIN, 5/8)	-13, (vs. LVA, 5/10)	LARGEST LEAD/DEFICIT AT HALF	+13, (vs. LVA, 5/10)	-24, (at MIN, 5/8)
+20, (vs. ATL, 5/24)	-9, 3-times (last: vs. PHO, 6/12)	LARGEST VICTORY/DEFEAT	+9, 3-times (last: vs. PHO, 6/12)	-20, (vs. ATL, 5/24)

WASHINGTON MYSTICS GAME NOTES

MYSTICS/OPPONENTS INDIVIDUAL REGULAR SEASON HIGHS & LOWS

MYSTICS	CATEGORY	OPPONENT
28, Ariel Atkins at IND, 5/31/22	POINTS, GAME	27, 2-times (last: Diggins-Smith vs. PHO, 6/12/22)
12, 2-times (Myisha Hines-Allen, 6/10/22)	POINTS, QUARTER	19, Arike Ogunbowale vs. DAL, 5/13/22
21, Ariel Atkins at IND, 5/31/22	POINTS, HALF	19, 2-times (Rhyne Howard at ATL, 5/20/22)
3, Myisha Hines-Allen vs. PHO, 6/12/22	POINTS, OT	7, Shey Peddy vs. PHO, 6/12/22
9, 2-times (last: Ariel Atkins at IND, 5/31/22)	FG MADE	9, 2-times (last: Kelsey Mitchell at IND, 5/31/22)
17, 2-times (last: Elena Delle Donne at IND, 5/31/22)	FG ATTEMPTED	20, 2-times (last: Natasha Howard vs. NYL, 6/3/22)
.818, Shakira Austin at DAL, 5/17/22	FG % (MIN. 10 FGA)	.643, Kelsey Mitchell at IND, 5/31/22
4, 6-times (last: Atkins at IND, 5/31/22)	3-POINT FG MADE	6, Arike Ogunbowale vs. DAL, 5/13/22
9, Ariel Atkins vs. CHI, 5/22/22	3-POINT FG ATTEMPTED	12, Arike Ogunbowale vs. DAL, 5/13/22
.800, Ariel Atkins vs. DAL, 5/13/22	3-POINT FG% (MIN. 5 3PA)	.500, 5-times (last: Ionescu vs. NYL, 6/3/22)
9, Natasha Cloud at ATL, 5/20/22	FT MADE	9, Skylar Diggins-Smith vs. PHO, 6/12/22
10, Natasha Cloud at ATL, 5/20/22	FT ATTEMPTED	11, 3-times (last: Diggins-Smith vs. PHO, 6/12/22)
1.000, 3-times (last: Ariel Atkins at IND, 5/31/22)	FT% (MIN. 5 FTA)	1.000, 4-times (last: Ionescu vs. NYL, 6/3/22)
4, 5-times (last: Williams vs. PHO, 6/12/22)	OFFENSIVE REBOUNDS	5, Isabelle Harrison vs. DAL, 5/13/22
13, Elizabeth Williams at IND, 5/31/22	DEFENSIVE REBOUNDS	12, 3-times (last: Shepard at MIN, 6/10/22)
15, Elizabeth Williams at IND, 5/31/22	TOTAL REBOUNDS	15, Jessica Shepard at MIN, 6/10/22
10, Natasha Cloud vs. CHI, 5/22/22	ASSISTS	10, 2-times (last: Candace Parker vs. CHI, 5/22/22)
3, 10-times (last: Clark vs. PHO, 6/12/22)	STEALS	5, Emma Meesseman at CHI, 6/5/22
6, Elizabeth Williams at IND, 5/31/22	BLOCKS	4, A'ja Wilson vs. LVA, 5/10/22
6, 2-times (last: Myisha Hines-Allen, 6/12/22)	TURNOVERS	7, 2-times (last: Thomas at CON, 5/28/22)
39, Natasha Cloud vs. PHO, 6/12/22	MINUTES	43, Brianna Turner vs. PHO, 6/12/22

WASHINGTON MYSTICS GAME NOTES

LAST TIME...

INDIVIDUAL

MYSTICS		OPPONENTS
30-39 points:	31, Tina Charles (9/12/21 at Chicago)	31, Jonquel Jones (8/31/21 vs. Connecticut)
40+ points:		47, Lauren Jackson (7/24/07 vs. Seattle)
15-19 rebounds:	15, Elizabeth Williams (5/31/22 at Indiana)	15, Jessica Shepard (6/10/22 at Minnesota)
20+ rebounds:	20, Krystal Thomas (8/4/17 at San Antonio)	22, Jonquel Jones (8/29/17 vs. Connecticut)
10+ offensive rebounds:		10, Sylvia Fowles (7/10/13 at Chicago)
15+ defensive rebounds:	15, Krystal Thomas (8/4/17 at San Antonio)	16, Jonquel Jones (8/29/17 vs. Connecticut)
5+ blocks:	6, Elizabeth Williams (5/31/22 at Indiana)	5, Breanna Stewart (8/22/21 vs. Seattle)
10+ blocks:		
10+ assists:	10, Natasha Cloud (5/22/22 vs. Chicago)	10, Candace Parker (5/22/22 vs. Chicago)
15+ assists:		15, Courtney Vandersloot (7/10/21 at Chicago)
10+ field goals made:	10, Tina Charles (9/12/21 at Chicago)	10, Aerial Powers (9/19/21 vs. Minnesota)
15+ field goal made:		15, Brittney Griner (8/7/18 at Phoenix)
25+ field goal attempted:	28, Tina Charles (9/10/21 vs. Atlanta)	25, Brittney Griner (8/7/18 at Phoenix)
6+ three-pointers made:	6, Leilani Mitchell (6/24/21 at Los Angeles)	6, Arike Ogunbowale (5/13/22 vs. Dallas)
8+ three pointers made:		8, Leilani Mitchell (7/30/19 vs. Phoenix)
15+ free throws made:	16, Monique Currie (7/25/14 vs. Tulsa)	15, Katie Douglas (7/28/09 at Indiana)
15+ free throws attempted:	15, Tayler Hill (5/18/16 vs. Dallas)	17, Liz Cambage (7/19/18 at Dallas)
10+ turnovers:	11, Crystal Langhorne (6/26/11 vs. Tulsa)	
Triple-double:		Candace Parker (5/22/22 vs. Chicago)
Four-point play:	Ariel Atkins (7/30/20 vs. Seattle)	Skylar Diggins-Smith (6/12/22 vs. Phoenix)
20/20 game (points/rebounds):	Chamique Holdsclaw, 22/24 (5/23/03 at Charlotte)	
Win/lose at buzzer:	Natasha Cloud (8/18/18 vs. Los Angeles)	

TEAM

MYSTICS	THIS SEASON	OPPONENTS	THIS SEASON
Scored 100+ points:	101, 5/21/21 vs. New York	105, 9/7/21 at Seattle	
Shot 60 percent or better from field:	.608 (45/74), 9/7/16 vs. Chicago	.603 (41/68), 7/11/18 vs. Atlanta	
Shot 90 percent from free-throw line:	.909, 5/22/22 vs. Chicago	.909, 6/8/22 vs. Chicago	2
Had 2 25+ scorers:	Leilani Mitchell, 26 & Tina Charles, 25, 6/24/21 at Los Angeles	Betnijah Laney, 27 & Chennedy Carter, 26, 9/13/20 at Atlanta	
All starters score in double figures:	5/8/22 at Minnesota	5/13/22 vs. Dallas	1
Had a 20+ scoring run:			
Bench outscored starters:	6/5/22 at Chicago	6/24/21 at Los Angeles	
30+ assists:	30, 8/25/19 vs. New York	31, 7/11/18 vs. Atlanta	
50+ rebounds:	52, 6/1/14 vs. Los Angeles (3OT)	52, 6/29/21 vs. Connecticut	
Played in OT:	6/12/22 vs. Phoenix		
Played in double OT:	6/14/16 at Connecticut (W, 109-106)		
Played in triple OT:	6/14/16 at Connecticut (W, 109-106)		
Had five-game winning streak:	9, 8/25/19 – 7/30/20		
Had 10-game winning streak:			
Had five-game losing streak:	5, 8/21/20 – 9/2/20		
Had 10-game losing streak:	13, 8/21/12 – 9/22/12		
Won five in a row at home:	10, 7/21/19 -		
Lost five in a row at home:	5, 5/14/16 – 6/11/16		
Won five in a row on road:			
Lost five in a row on road:	5, 8/15/21 – 9/7/21		
Won by 20-29 points:	20, 70-50, 5/24/22 vs. Atlanta		
Won by 30+ points:	39, 107-68, 8/18/19 vs. Indiana		
Lost by 20-29 points:	23, 101-78, 6/13/21, at Atlanta		
Lost by 30+ points:	34, 105-71, 9/7/21 at Seattle		

WASHINGTON MYSTICS GAME NOTES

2021 STARTING LINEUP COMBINATIONS

(Most recent lineup bold and highlighted)

PG	SG	SF	PF	C	W-L	PCT.
Cloud	Atkins	Walker-Kimbrough	Hines-Allen	Delle Donne	1-0	1.000
Cloud	Atkins	Walker-Kimbrough	Hines-Allen	Austin	1-0	1.000
Machida	Atkins	Walker-Kimbrough	Hines-Allen	Delle Donne	1-0	1.000
Machida	Atkins	Clark	Hines-Allen	Delle Donne	0-1	.000
Cloud	Atkins	Clark	Hines-Allen	Delle Donne	1-0	1.000
Cloud	Atkins	Clark	Hines-Allen	Austin	2-2	.500
Cloud	Atkins	Burke	Delle Donne	Austin	1-2	.333
Cloud	Atkins	Clark	Delle Donne	Austin	2-0	1.000
Cloud	Atkins	Burke	Hines-Allen	Austin	0-1	.000

RECORD WHEN IN STARTING LINEUP

PLAYER	RECORD	PCT.	PLAYER	RECORD	PCT.
Atkins	9-6	.600	Hines-Allen	6-4	.600
Austin	6-5	.545	Machida	1-1	.500
Benzan			Walker-Kimbrough	3-0	1.000
Burke	1-3	.250	Williams		
Clark	5-3	.625			
Cloud	8-5	.615			
Delle Donne	6-3	.667			
Hawkins					

RECORD BY DAY/MONTH

DAY	HOME	AWAY	OVR (PCT.)
Tuesday	2-0	2-0	4-0 (1.000)
Wednesday	1-0		1-0 (1.000)
Thursday			
Friday	1-2	2-0	3-2 (.600)
Saturday		0-1	0-1 (.000)
Sunday	0-2	1-1	1-3 (.250)

MONTH	HOME	AWAY	OVR (PCT.)
May	3-2	4-1	7-3 (.700)
June	1-2	1-1	2-3 (.400)
July			
August			
September			

WIN-LOSS MARGIN

MARGIN	1	2	3	4	5	6	7	8	9	10	11	12	13	14	15	16	17	18	19	20+
Games Won By		1			1							2	1	1		1	1			1
Games Lost By				1				2	3											

WASHINGTON MYSTICS GAME NOTES

OFFENSIVE LEADERS

PLAYER	10+ PTS	20+ PTS	30+ PTS	40+ PTS	10+ REB	15+ REB	10+ AST	DOUBLE-DOUBLE	TRIPLE-DOUBLE	HIGH PTS	HIGH REBS	HIGH ASTS
Ariel Atkins	13	3								6	2	1
Shakira Austin	6	1			2			1		1	7	
Katie Benzan	1											
Kennedy Burke	3									1		
Alysha Clark	3											
Natasha Cloud	7									1		12
Elena Delle Donne	8	2								4	3	
Tianna Hawkins	4	1								1		1
Myisha Hines-Allen	5				1			1		2	3	
Stephanie Jones												
Rui Machida												2
Shatori Walker-Kimbrough	3											
Elizabeth Williams	3				1			1			1	

() With the Mystics

WASHINGTON MYSTICS GAME NOTES

MISCELLANEOUS STATS

10+ POINT GAMES

Ariel Atkins.....	13
Shakira Austin	6
Katie Benzan	1
Kennedy Burke.....	3
Alysha Clark.....	3
Natasha Cloud.....	7
Elena Delle Donne.....	8
Tianna Hawkins.....	4
Myisha Hines-Allen	5
Shatori Walker-Kimbrough	3
Elizabeth Williams.....	3
.....	
MYSTICS	57
OPPONENTS.....	57

20+ POINT GAMES

Atkins	3
Austin	1
Delle Donne	2
Hawkins.....	1
.....	
MYSTICS	7
OPPONENTS.....	6

30+ POINT GAMES

.....	
MYSTICS	
OPPONENTS.....	

DOUBLE-DOUBLES

Austin	1
Hines-Allen.....	1
Williams	1
.....	
MYSTICS	3
OPPONENTS.....	7

TRIPLE-DOUBLES

.....	
MYSTICS	
OPPONENTS.....	1

10+ ASSIST GAMES

Cloud.....	1
.....	
MYSTICS	1
OPPONENTS.....	2

10+ REBOUND GAMES

Austin	2
Hines-Allen.....	1
Williams	1
.....	
MYSTICS	4
OPPONENTS.....	11

10+ TURNOVER GAMES

.....	
MYSTICS	
OPPONENTS.....	

20+ POINT/ 10+ ASSIST GAMES

MYSTICS	
OPPONENTS.....	

20+ POINT/ 15+ REBOUND GAMES

.....	
MYSTICS	
OPPONENTS.....	

30+ POINT/ 10+ ASSIST GAMES

.....	
MYSTICS	
OPPONENTS.....	

30+ POINT/ 15+ REBOUND GAMES

.....	
MYSTICS	
OPPONENTS.....	

FOUL OUTS

Atkins	2
.....	
MYSTICS	2
OPPONENTS.....	2

TECHNICAL FOULS

Austin	1
Cloud	2
Hines-Allen.....	1
Thibault	1
Walker-Kimbrough.....	1
.....	
MYSTICS	6
OPPONENTS.....	4

EJECTIONS

Hines-Allen.....	1
.....	
MYSTICS	1
OPPONENTS.....	

4-POINT PLAY

.....	
MYSTICS	
OPPONENTS.....	1

WASHINGTON MYSTICS GAME NOTES

MYSTICS RECORDS WHEN...

BY DAY

On Monday	0-0
On Tuesday	4-0
On Wednesday	1-0
On Thursday	0-0
On Friday	3-2
On Saturday	0-1
On Sunday	1-3

BY QUARTER NUMBERS

Leading after 1Q	6-2
Trailing after 1Q	3-4
Tied after 1Q	0-0
Leading at half	6-3
Trailing at half	2-3
Tied at half	1-0
Leading after three quarters	8-1
Trailing after three quarters	1-5
Tied after three quarters	0-0

BY REBOUNDS

Out-rebounding its opponents	7-5
Out-rebounded by the opponents	2-1
Tied in rebounds (game)	0-0

GAMES IN OVERTIME

Home	0-0
Road	0-0

POINTS IN THE PAINT

Scored more pts. in the paint	8-4
Outscored in points in the paint	1-2
Tied in points in the paint	0-0

FIELD GOAL ATTEMPTS

Attempting more field goals than the opponent	5-5
Attempting fewer field goals than the opponent	4-1
Attempting the same number of field goals	0-0

3-POINT FIELD GOAL ATTEMPTS

Attempting more three-point field goals than the opponent	5-3
Attempting fewer three-point field goals than the opponent	4-3
Attempting the same number of three-pointers	0-0

FREE-THROW ATTEMPTS

Attempting more free throws than the opponent	5-1
Attempting fewer free throws than the opponent	4-5
Attempting the same number of free throws	0-0

BY POINTS SCORED

Scoring 59 points or less	0-0
Scoring 60-69 points	0-0
Scoring 70-79 points	4-3
Scoring 80-89 points	5-2
Scoring 90-99 points	0-1
Scoring 100+ points	0-0
Record	9-6

BY SHOOTING PERCENTAGES

Shooting 50% or better (FG)	1-1
Shooting less than 50% (FG)	8-5
Shooting 40% or better (3FG)	1-3
Shooting less than 40% (3FG)	8-3
Shooting 80% or better (FT)	6-2
Shooting less than 80% (FT)	3-4

MORE REBOUNDING NUMBERS

Recording 15 or more offensive rebounds	0-0
Recording between 10 and 14 off. rebs	2-3
Recording nine or fewer off. rebs	7-3

BY TURNOVERS

Recording fewer TOs than the opponent	7-2
Recording more TOs than the opponent	2-3
Tied in turnovers	0-1

SECOND CHANCE POINTS

Scoring more second chance points	7-2
Outscored in second chance points	2-3
Tied in second chance points	0-1

BY OPPONENTS POINTS SCORED

Opp. Scores 59 points or less	2-0
Opp. Scoring 60-69 points	2-0
Opp. Scoring 70-79 points	4-2
Opp. Scoring 80-89 points	1-1
Opp. Scoring 90-99 points	0-3
Opp. Scoring 100+ points	0-0
Record	9-6

BY OPPONENT SHOOTING PERCENTAGES

Opp. shoots 50% or better (FG)	0-3
Opp. shoots less than 50% (FG)	9-3
Opp. shoots 40% or better (3FG)	1-3
Opp. shoots less than 40% (3FG)	8-3
Opp. shoots 80% or better (FT)	2-4
Opp. shoots less than 80% (FT)	7-2

BY ASSISTS

Out-assisting its opponent	8-3
Out-assisted by its opponent	1-2
Same number of assists as opponent	0-1
Record 25 or more assists	0-0

FAST BREAK POINTS

Leading in fast-break points	4-3
Outscored in fast-break points	5-3
Tied in fast-break points	0-0

POINTS OFF TURNOVERS

Scoring more points off turnovers than the opponent	7-3
Scoring less points off turnovers than the opponent	2-3
Scoring the same points off turnovers	0-0

BENCH SCORING

When the Mystics bench outscore opponents bench	3-4
When the opponents bench outscore the Mystics bench	6-2
When the Mystics bench and opponents bench are tied in points	0-0

MULTIPLE PLAYER STATS

When three or more players score 15-or-more points	2-1
When two or more players record 10-or-more rebounds	0-0

PRE/POST OLYMPIC BREAK

Pre-All-Star:	Home: 4-4	Away: 5-2	Overall: 9-6
Post-Olympics:	Home: 0-0	Away: 0-0	Overall: 0-0

PLAYER TID-BITS

When Elena Delle Donne leads the Mystics in scoring	3-1
When Natasha Cloud leads the Mystics in scoring	0-1
When Ariel Atkins leads the Mystics in scoring	4-2
When Myisha Hines-Allen leads the Mystics in scoring	1-1
When all five starters score in double-figures	1-0
When Natasha Cloud leads the Mystics in assists	8-4

When Myisha Hines-Allen leads the team in rebounds	1-2
When Myisha Hines-Allen records a double-double	0-1
When Elena Delle Donne leads the team in rebounds	1-2
When Elena Delle Donne records a double-double	0-0
When Shakira Austin leads the team in rebounds	5-2
When Shakira Austin records a double-double	1-0

REGULAR SEASON BY CONFERENCE / DIVISION

vs. EAST (5-4)	vs. WEST: (4-2)
vs. Atlanta	2-0
vs. Chicago	1-2
vs. Connecticut ..	0-1
vs. Indiana	2-0
vs. New York	0-1
vs. Dallas	1-1
vs. Las Vegas	1-0
vs. Los Angeles ..	0-0
vs. Minnesota	2-0
vs. Phoenix	0-1
vs. Seattle	0-0

WASHINGTON MYSTICS GAME NOTES

MISCELLANEOUS SCORING BREAKDOWN

DATE	OPP	W/L	GM	Washington Mystics (Highs Highlighted)						Opponents (Lows Highlighted)					
				Bench Pts	Largest Deficit	In The Paint	Second Chance	Fast Break	Pts off Turnovers	Bench Pts	Largest Deficit	In The Paint	Second Chance	Fast Break	Pts off Turnovers
6-May Indiana	H	W	1	12	4	42	9	4	20	18	21	38	19	6	6
8-May Minnesota	A	W	2	5	2	32	16	11	20	25	27	28	13	7	19
10-May Las Vegas	H	W	3	27	15	36	9	8	19	13	17	28	6	2	8
13-May Dallas	H	L	4	25	17	32	9	5	13	9	15	26	8	16	26
17-May Dallas	A	W	5	47	13	42	10	14	16	3	21	28	8	19	14
20-May Atlanta	A	W	6	25	10	28	8	6	14	10	8	30	6	4	20
22-May Chicago	H	L	7	11	14	30	16	5	16	29	8	40	10	4	15
24-May Atlanta	H	W	8	19	2	26	6	2	20	23	24	22	9	4	4
28-May Connecticut	A	L	9	27	9	36	6	10	35	20	7	30	15	7	10
31-May Indiana	A	W	10	16	11	40	8	13	15	17	15	34	4	6	12
3-Jun New York	H	L	11	12	8	40	9	4	11	15	5	24	12	2	16
5-Jun Chicago	A	L	12	47	17	46	9	8	17	35	2	50	9	12	19
8-Jun Chicago	H	W	13	20	4	42	17	2	17	30	17	32	14	15	19
10-Jun Minnesota	A	W	14	25	0	36	12	5	18	26	19	16	6	8	11
12-Jun Phoenix	H	L	15	24	9	34	18	5	15	18	7	30	7	7	21
14-Jun Phoenix	H		16												
16-Jun New York	A		17												
19-Jun Connecticut	H		18												
21-Jun Los Angeles	A		19												
23-Jun Seattle	A		20												
25-Jun Las Vegas	A		21												
28-Jun Atlanta	H		22												
3-Jul Connecticut	A		23												
6-Jul Atlanta	A		24												
12-Jul Los Angeles	A		25												
14-Jul Phoenix	A		26												
17-Jul Minnesota	H		27												
21-Jul New York	H		28												
28-Jul Dallas	A		29												
30-Jul Seattle	H		30												
31-Jul Seattle	H		31												
2-Aug Las Vegas	H		32												
5-Aug Chicago	A		33												
7-Aug Los Angeles	H		34												
12-Aug Indiana	A		35												
14-Aug Indiana	H		36												
				Bench Pts	Largest Deficit	In The Paint	Second Chance	Fast Break	Pts off Turnovers	Bench Pts	Largest Deficit	In The Paint	Second Chance	Fast Break	Pts off Turnovers
TOTALS				342	-	542	162	102	266	291	-	456	146	119	220
AVERAGE				22.8	-	36.1	10.8	6.8	17.7	19.4	-	30.4	9.7	7.9	14.7

WASHINGTON MYSTICS GAME NOTES

2022 QUARTER BY QUARTER BREAKDOWN																						
					MYSTICS (Highs Highlighted)								OPPONENTS (Lows Highlighted)									
DATE	OPP		W/L	GM	1ST	2ND	1ST	3RD	4TH	HALF	OT	OT	TOTAL	1ST	2ND	HALF	3RD	4TH	HALF	OT	OT	TOTAL
6-May	Indiana	H	W	1	31	19	50	14	20	34			84	16	15	31	21	18	39			70
8-May	Minnesota	A	W	2	24	23	47	21	10	31			78	19	4	23	22	21	43			66
10-May	Las Vegas	H	W	3	13	23	36	24	29	53			89	26	23	49	7	20	27			76
13-May	Dallas	H	L	4	29	15	44	11	31	42			86	19	22	41	25	28	53			94
17-May	Dallas	A	W	5	14	23	37	31	16	47			84	19	15	34	13	21	34			68
20-May	Atlanta	A	W	6	27	17	44	10	24	34			78	25	19	44	14	15	29			73
22-May	Chicago	H	L	7	18	24	42	13	18	31			73	22	16	38	23	21	44			82
24-May	Atlanta	H	W	8	21	13	34	20	16	36			70	13	12	25	8	17	25			50
28-May	Connecticut	A	L	9	23	14	37	17	17	34			71	21	20	41	16	22	38			79
31-May	Indiana	A	W	10	22	16	38	24	25	49			87	23	23	46	13	16	29			75
3-Jun	New York	H	L	11	13	15	28	19	23	42			70	16	14	30	21	23	44			74
5-Jun	Chicago	A	L	12	18	16	34	22	26	48			82	24	12	36	31	24	55			91
8-Jun	Chicago	H	W	13	27	18	45	24	15	39			84	23	17	40	17	25	42			82
10-Jun	Minnesota	A	W	14	22	17	39	15	22	37			76	15	13	28	17	14	31			59
12-Jun	Phoenix	H	L	15	16	23	39	22	24	46	5		90	23	15	38	22	25	47	14		99
14-Jun	Phoenix	H		16																		
16-Jun	New York	A		17																		
19-Jun	Connecticut	H		18																		
21-Jun	Los Angeles	A		19																		
23-Jun	Seattle	A		20																		
25-Jun	Las Vegas	A		21																		
28-Jun	Atlanta	H		22																		
3-Jul	Connecticut	A		23																		
6-Jul	Atlanta	A		24																		
12-Jul	Los Angeles	A		25																		
14-Jul	Phoenix	A		26																		
17-Jul	Minnesota	H		27																		
21-Jul	New York	H		28																		
28-Jul	Dallas	A		29																		
30-Jul	Seattle	H		30																		
31-Jul	Seattle	H		31																		
2-Aug	Las Vegas	H		32																		
5-Aug	Chicago	A		33																		
7-Aug	Los Angeles	H		34																		
12-Aug	Indiana	A		35																		
14-Aug	Indiana	H		36																		
																					</	

WASHINGTON MYSTICS GAME NOTES

GAMES MISSED

PLAYER	DNP-CD	Inactive/DNP-Injury/Illness	NWT-Personal	NWT-Injury/Illness	SUSPENSION
Shakira Austin					
Katie Benzan					
Kennedy Burke			4		
Alysha Clark		5		2	
Natasha Cloud		2			
Elena Delle Donne		6			
Tianna Hawkins	2		1		
Myisha Hines-Allen					
Stephanie Jones					
Rui Machida					
Shatori Walker-Kimbrough	1				
Elizabeth Williams			5		
TOTAL	3	13	10	2	

PLAYER	REASON	GAMES MISSED
Kennedy Burke	Overseas Commitment	4 (5/6/22-5/12/22)
Alysha Clark	Injury/Illness – Right foot NWT – Health and Safety Protocols Injury/Illness – Conditioning	4 (5/6/22-5/10/22, 5/22/22) 2 (5/28/22, 5/31/22) 1 (6/3/22)
Natasha Cloud	Health and Safety Protocols	2 (5/10/22-5/12/22)
Elena Delle Donne	Injury/Illness – Back NWT - Rest	4 (5/8/22, 5/20/22, 5/28/22, 6/12/22) 2 (6/5/22, 6/10/22)
Tianna Hawkins	DNP – Coach's Decision NWT – Personal	2 (5/31/22-6/3/22) 1 (5/8/22)
Shatori Walker-Kimbrough	DNP – Coach's Decision	1 (6/8/22)
Elizabeth Williams	Overseas Commitment	5 (5/6/22-5/17/22)

WASHINGTON MYSTICS GAME NOTES

2022 TRANSACTIONS

DATE	TRANSACTION
May 6, 2022.....	Signed forward Stephanie Jones to a hardship contract after being granted an exception from the WNBA; claimed guard/forward Kennedy Burke off waivers from Seattle; waived guard Katie Benzan
May 8, 2022.....	Signed guard Katie Benzan to a hardship contract
May 13, 2022.....	Released forward Stephanie Jones
May 16, 2022.....	Released guard Katie Benzan