DALLAS WINGS

2026 GAME NOTES

#WingsUp

2026 SCHEDULE

APRIL			
Preseason			
Thurs.	*30*	*at Indiana*	*W, 95-80*
MAY			
Preseason			
Sun.	*3*	*Las Vegas*	*W, 101-84*
Sat.	9	at Indiana	W, 107-104
Tues.	12	Atlanta	L, 77-72
Thurs.	14	Minnesota	L, 90-86
Mon.	18	Washington	W, 92-69
Wed.	20	at Chicago	W, 99-89
Fri.	22	at Atlanta	L, 86-69
Sun.	24	at New York	W, 91-76
Thurs.	28	Las Vegas	W, 95-87
JUNE			
Mon.	1	Seattle	W, 79-56
Fri.	5	at Los Angeles	W, 104-96
Tues.	9	at Minnesota	L, 100-76
Thurs.	11	Phoenix	W, 85-70
Sat.	13	at Portland	L, 84-83
Mon.	15	Las Vegas	W, 96-66
Wed.	17	at Golden State	L, 91-80
Sat.	20	Chicago	W, 93-92
Mon.	22	at Seattle	W, 112-110 OT
Thurs.	25	at Las Vegas	L, 99-84
Sun.	28	Minnesota	L, 85-77
JULY			
Thurs.	2	at Connecticut	W, 86-83
Sun.	5	at Toronto	W, 89-76
Tues.	7	at New York	W, 88-77
Fri.	10	at Toronto	W, 108-95
Sun.	12	Chicago	W, 96-91
Sun.	19	Los Angeles	W, 90-82
Mon.	20	New York	L, 99-98 OT
Wed.	22	at Portland	W, 101-97
Wed.	29	Atlanta	L, 82-81
Fri.	31	at Washington	L, 81-75
AUGUST			
Sun.	2	Connecticut	W, 83-63
Wed.	5	at Washington	L, 96-92
Fri.	7	Golden State	L, 94-76
Sun.	9	at Minnesota	L, 103-90
Wed.	12	Toronto	W, 94-88
Fri.	14	at Indiana	L, 98-87
Mon.	17	at Golden State	L, 78-70
Thurs.	20	Indiana	W, 91-85
Sun.	23	Seattle	W, 92-70
Tues.	25	Portland	W, 96-78
Sun.	30	Connecticut	W, 97-71
SEPTEMBER			
Thurs.	17	Los Angeles	W, 97-77
Sat.	19	Phoenix	12 p.m.
Mon.	21	at Phoenix	9 p.m.
Wed.	23	at Seattle	9 p.m.

All times central

2026 Record Breakdown

	Record	Home	Away
Overall	25-16	15-6	10-10
Eastern	14-7	7-3	7-4
Western	11-9	8-3	3-6
Overtime	1-0	0-0	1-0
Comm. Cup	4-3	3-0	1-3

Dallas Wings (25-16) vs. Phoenix Mercury (15-26)

Saturday, September 19 • 12:00 p.m. CT
College Park Center • Arlington, TX
CBS
PXP: Jordan Kent • Analyst: Isis Young • Sideline: Hailey Sutton

LAST GAME'S STARTERS

#5 Paige Bueckers
G • 6-0 • Connecticut • Second Season

2026 Averages	Notables	Last Time Out
20.4 pts 4.1 reb 5.8 ast 0.9 stl	Won gold at 2026 FIBA World Cup with Team USA; Named Western Conferece Player of the Week on 7/14; Went for a season-high 34 points at TOR 7/10; Named 2026 WNBA All-Star starter; Hit 1,000 career-points on 6/22 at SEA, tying Elena Delle Donne for 4th fastest in WNBA history to hit the mark; Tied Wings single game assist record with 14 assists at LAS on 6/5; 2025 WNBA Rookie of the Year; All-WNBA Second Team, WNBA All-Rookie Team, WNBA All-Star, AP Rookie of the Year, AP All-WNBA Second Team (2025)	19 pts, 6 reb, 3 ast, 2 stl 25 minutes vs. Los Angeles (9/17/26)

#24 Arike Ogunbowale
G • 5-8 • Notre Dame • Eighth Season

2026 Averages	Notables	Last Time Out
15.1 pts 3.1 reb 3.2 ast 1.0 stl	Went for season-high 32 points on 8/20 vs. IND; Re-signed with Dallas on April 11, 2026; Originally drafted No. 5 overall by Dallas in 2019; Franchise all-time leader in points, FGM, 3PM and FTM; 4x WNBA All-Star, 2x All-Star Game MVP, All-WNBA First-Team (2020), All-WNBA Second-Team (2021, 2024), WNBA All-Rookie Team (2019); Won 2026 Unrivaled Championship with Mist Basketball Club alongside A. Smith and L. Yueru	11 points, 3 reb, 4 ast, 2 stl 27 minutes vs. Los Angeles (9/17/26)

#34 Awak Kuier
F • 6-6 • Finland • Fourth Season

2026 Averages	Notables	Last Time Out
5.9 pts 3.8 reb 1.0 ast 1.7 blk	Leads the WNBA with two games with 6+ blocks this season... Set Wings single game block record with seven on 8/20 vs. IND...Became Wings all-time blocks leader on 8/17 at GSV... Leads the Wings with 1.4 bpg...Recorded her first double-double with 10 points an 12 rebounds at NYL on 7/7...Made her first start since September 5, 2023 on 6/15 vs. Las Vegas... Notched a career-high 16 points on 5/22 at Atlanta... .Originally drafted No. 2 overall by the Wings in 2021...	7 pts, 5 reb, 1 ast, 6 blk 22 minutes vs. Los Angeles (9/17/26)

#20 Maddy Siegrist
F • 6-2 • Villanova • Fourth Season

2026 Averages	Notables	Last Time Out
6.4 pts 2.7 reb 0.9 ast	Grabbed a career-high four steals on 6/5 at LAS; Made her first start of 2026 and played in her 100th career game on 5/28 vs. LVA; Competed at Unrivaled during 2026 season with Laces Basketball Club; Averaged career-highs in scoring, rebounds, steals and blocks in 2025; third overall pick in the 2023 WNBA Draft; 2x BIG EAST Player of the Year at Villanova (2022, 2023)	12 pts, 2 reb, 1 ast, 1 stl, 1 blk 23 minutes vs. Los Angeles (9/17/26)

#32 Jessica Shepard
F • 6-4 • Notre Dame • Sixth Season

2026 Averages	Notables	Last Time Out
14.4 pts 11.1 reb 5.1 ast 0.7 stl	Set a new career-high with 26 pts on 8/20 vs. IND...Named 2026 WNBA All-Star starter (first All-Star nod of her career); 2x WNBA Western Conference Player of the Week (6/2, 6/23); Recorded third career-triple-double and fourth triple-double in Wings history on May 28 vs. Las Vegas with 22 points, 20 rebounds and 10 assists- becoming the only player in WNBA history to record that stat line; Has tallied five of the ten triple-doubles in the WNBA this season (5/20, 5/28, 6/25 7/22, 9/17)	13 pts, 11 reb, 12 ast, 1 stl 27 minutes vs. Los Angeles (9/17/26)

Status Report - September 18, 2026

Azzi Fudd- OUT (right knee)
Odyssey Sims- QUESTIONABLE (right knee)
Alanna Smith- OUT (lower left leg)

Dallas Wings PR

Pam Flenke, SVP and Chief Communications Officer • pflenke@dallaswings.com
Caroline O'Keefe, Communications Director • cokeefe@dallaswings.com
Jason Riedmiller, Communications Coordinator • jriedmiller@dallaswings.com

Numerical Roster

#	Name	Pos.	Ht.	D.O.B.	Exp.	From
1	Odyssey Sims	G	5-8	8-13-1992	12 yrs	Baylor/USA
5	Paige Bueckers	G	6-0	10-20-2001	1 yr	Connecticut/USA
7	Alysha Clark	F	5-11	7-7-1987	13 yrs	Middle Tennessee/USA
8	Alanna Smith	F	6-4	9-10-1996	7 yrs	Stanford/Australia
10	Aziaha James	G	5-10	11-19-2002	1 yr	North Carolina State/USA
13	Christyn Williams*	G	5-11	5-20-2000	1 yr	Connecticut/USA
20	Maddy Siegrist	F	6-2	5-22-2000	3 yrs	Villanova/USA
24	Arike Ogunbowale	G	5-8	3-2-1997	7 yrs	Notre Dame/USA
28	Li Yueru	C	6-7	3-28-1999	3 yrs	China
30	Haley Jones	F-G	6-1	5-23-2001	3 yrs	Stanford/USA
32	Jessica Shepard	F	6-4	9-11-1996	5 yrs	Notre Dame/USA
34	Awak Kuier	F	6-6	8-19-2001	3 yrs	Finland
33	Kitija Laksa	G	6-1	5-21-1996	1 yr	South Florida
35	Azzi Fudd	G	5-11	11-11-2002	R	Connecticut/USA

*development player

Alphabetical Roster

#	Name	Pos.	Ht.	D.O.B.	Exp.	From
5	Paige Bueckers	G	6-0	10-20-2001	1 yr	Connecticut/USA
7	Alysha Clark	F	5-11	7-7-1987	13 yrs	Middle Tennessee/USA
35	Azzi Fudd	G	5-11	11-11-2002	R	Connecticut/USA
10	Aziaha James	G	5-10	11-19-2002	1 yr	North Carolina State/USA
30	Haley Jones	F-G	6-1	5-23-2001	3 yrs	Stanford/USA
34	Awak Kuier	F	6-6	8-19-2001	3 yrs	Finland
33	Kitija Laksa	G	6-1	5-21-1996	1 yr	South Florida
24	Arike Ogunbowale	G	5-8	3-2-1997	7 yrs	Notre Dame/USA
32	Jessica Shepard	F	6-4	9-11-1996	5 yrs	Notre Dame/USA
20	Maddy Siegrist	F	6-2	5-22-2000	3 yrs	Villanova/USA
1	Odyssey Sims	G	5-8	8-13-1992	12 yrs	Baylor/USA
8	Alanna Smith	F	6-4	9-10-1996	7 yrs	Stanford/Australia
13	Christyn Williams*	G	5-11	5-20-2000	1 yr	Connecticut/USA
28	Li Yueru	C	6-7	3-28-1999	3 yrs	China

*development player

Coaches & Staff

Head Coach: Jose Fernandez
Assistant Coach: Camille Smith
Assistant Coach: David Adkins
Assistant Coach: Empress Davenport
Assistant Coach: Mike Neighbors
Director of Player Development: LaMont Russell
Assistant Player Development Coach and Strategist: Justin Keller
Video Coordinator: Anthony Brammer
Basketball Operations Manager: Kiara Madison
Basketball Operations Coordinator: Anecia Coleman

Director of Sports Medicine and Player Health: Allison Russell
Head Athletic Trainer- Natalie Trotter
Associate Head Athletic Trainer: Aiyana Williams
Strength and Conditioning Coach: Preston Smith
Team Physician: Dr. Ankit Patel
Team Chiropractor: Neal Griffen, DC
Team Psychologist: Dr. Trent Petrie
Team Nutritionist: Brittney Bearden
Massage Therapist: Erika Glassey

Pronunciation Guide

Paige Bueckers		BECK-ers
Alysha Clark	uh-LEE-sha	
Azzi Fudd	ay-zee (sounds like letter A then letter Z)	
Aziaha James	uh-ZEYE(rhymes with eye)-uh	
Awak Kuier	uh-WOK (rhymes with rock)	KOO-ear
Kitija Laksa	KI-tee-yah	LAHK-sah
Arike Ogunbowale	ar-EE-kay	OH-goon-buh-WALL-ay
Maddy Siegrist		SEE-grist
Alanna Smith	uh-LAN-uh (like Atlanta)	
Li Yueru	LEE	yuh-roo

How The Wings Were Built

Draft	Trade	Free Agency
Arike Ogunbowale 2019 (Round 1, 5th Pick Overall) Awak Kuier 2021 (Round 1, 2nd PIck Overall) Maddy Siegrist 2023 (Round 1, 3rd Pick Overall) Paige Bueckers 2025 (Round 1, 1st Pick Overall) Aziaha James 2025 (Round 1, 12th Pick Overall) Azzi Fudd 2026 (Round 1, 1st Pick Overall)	Li Yueru (2025, from Seattle)	Alysha Clark (2026) Haley Jones (2026) Kitija Laksa (2026) Alanna Smith (2026) Jessica Shepard (2026) Odyssey Sims (2026) Christyn Williams (2026)

2026 Broadcast Schedule

Day	Date	Home/Away	Opponent	Location	Time (CT)	Network
Thursday	*April 30*	*Away*	*Indiana*	*Indianapolis, IN*	*6:00 PM*	*ION*
Sunday	*May 3*	*Home*	*Las Vegas*	*Austin, TX*	*6:00 PM*	*ION*
Saturday	May 9	Away	Indiana	Indianapolis, IN	12:00 PM	ABC
Tuesday	May 12	Home	Atlanta	Arlington, TX	7:00 PM	KFAA
Thursday	May 14	Home	Minnesota	Arlington, TX	7:00 PM	Prime
Monday	May 18	Home	Washington	Arlington, TX	7:00 PM	Peacock/KFAA
Wednesday	May 20	Away	Chicago	Chicago, IL	8:00 PM	USA/KFAA
Friday	May 22	Away	Atlanta	Atlanta, GA	6:30 PM	ION
Sunday	May 24	Away	New York	Brooklyn, NY	2:30 PM	NBC
Thursday	May 28	Home	Las Vegas	Arlington, TX	7:00 PM	Prime
Monday	June 1	Home	Seattle	Arlington, TX	7:00 PM	USA/KFAA
Friday	June 5	Away	Los Angeles	Los Angeles, CA	9:00 PM	ION
Tuesday	June 9	Away	Minnesota	Minneapolis, MN	7:00 PM	KFAA
Thursday	June 11	Home	Phoenix	Arlington, TX	8:00 PM	Prime
Saturday	June 13	Away	Portland	Portland, OR	7:30 PM	KFAA
Monday	June 15	Home	Las Vegas	Arlington, TX	7:00 PM	USA/KFAA
Wednesday	June 17	Away	Golden State	San Francisco, CA	9:00 PM	KFAA
Saturday	June 20	Home	Chicago	Arlington, TX	7:00 PM	CBS
Monday	June 22	Away	Seattle	Seattle, WA	9:00 PM	KFAA
Thursday	June 25	Away	Las Vegas	Las Vegas, NV	9:00 PM	NBA TV/KFAA
Sunday	June 28	Home	Minnesota	Arlington, TX	1:00 PM	CBS
Thursday	July 2	Away	Connecticut	Hartford, CT	7:00 PM	Prime/KFAA
Sunday	July 5	Away	Toronto	Toronto, ON	2:00 PM	KFAA
Tuesday	July 7	Away	New York	Brooklyn, NY	7:00 PM	ESPN
Friday	July 10	Away	Toronto	Montreal, QC	6:30 PM	ION
Sunday	July 12	Home	Chicago	Dallas, TX	6:00 PM	ESPN
Sunday	July 19	Home	Los Angeles	Arlington, TX	12:00 PM	ABC
Monday	July 20	Home	New York	Arlington, TX	7:00 PM	KFAA
Wednesday	July 22	Away	Portland	Portland, OR	9:00 PM	USA/KFAA
Wednesday	July 29	Home	Atlanta	Arlington, TX	7:00 PM	USA/KFAA
Friday	July 31	Away	Washington	Washington, DC	6:30 PM	ION
Sunday	August 2	Home	Connecticut	Arlington, TX	6:00 PM	ESPN
Wednesday	August 5	Away	Washington	Washington, DC	6:30 PM	KFAA
Friday	August 7	Home	Golden State	Dallas, TX	8:30 PM	ION
Sunday	August 9	Away	Minnesota	Minneapolis, MN	2:30 PM	NBC
Wednesday	August 12	Home	Toronto	Arlington, TX	7:00 PM	USA/KFAA
Friday	August 14	Away	Indiana	Indianapolis, IN	6:30 PM	ION
Monday	August 17	Away	Golden State	San Francisco, CA	9:00 PM	Peacock/KFAA
Thursday	August 20	Home	Indiana	Dallas, TX	7:00 PM	Prime/WFAA
Sunday	August 23	Home	Seattle	Arlington, TX	3:00 PM	NBA TV/KFAA
Tuesday	August 25	Home	Portland	Arlington, TX	7:00 PM	NBA TV/KFAA
Sunday	August 30	Home	Connecticut	Arlington, TX	7:00 PM	KFAA
Thursday	September 17	Home	Los Angeles	Arlington, TX	7:00 PM	USA/KFAA
Saturday	September 19	Home	Phoenix	Arlington, TX	12:00 PM	CBS
Monday	September 21	Away	Phoenix	Phoenix, AZ	9:00 PM	USA/KFAA
Wednesday	September 23	Away	Seattle	Seattle, WA	9:00 PM	USA/KFAA

Dallas Wings To Play At American Airlines Center For 2027 Season

Arlington, TX (Aug. 3, 2026) – The Dallas Wings will play the team's home games for the 2027 season at American Airlines Center in Dallas, the team announced today. The Wings, who relocated to North Texas prior to the 2016 WNBA season, have played the last 11 seasons at College Park Center in Arlington.

The Wings played two regular-season games at AAC in 2025, including a record-setting showing on June 27 against the Indiana Fever. Dallas and Indiana played in front of a sold-out crowd of 20,409 at AAC, marking a franchise single-game record, the largest WNBA crowd in Texas ever and just the eighth regular-season game in WNBA history to feature more than 20,000 fans in attendance. Dallas has three scheduled games at AAC during the 2026 season, including a rematch with the Fever on Aug. 20, along with this Friday's showdown with the Golden State Valkyries.

Dallas Wings Clinch 2026 Playoff Berth

Arlington, TX (Aug. 25, 2026) – With tonight's 96-78 win over the Portland Fire, the Dallas Wings have clinched a WNBA Playoff berth and a top eight finish in the 2026 WNBA standings. Dallas is headed to the postseason for the first time since 2023 and sixth since 2016, when the team relocated to North Texas. Mathematically the Wings can finish anywhere between second and eighth. The First Round is a best-of-three series (1–1–1 format) where the higher seed hosts Games 1 and 3 (if necessary).

The Wings improve to 23-16 on the year, marking a team record for wins in a season. The Wings are also on the cusp of securing their highest winning percentage in team history, needing two more regular-season victories to accomplish the feat.

Dallas Wings Head Coach Jose Fernandez, who was hired in October 2025, becomes the 38th first-year WNBA head coach in league history to secure a playoff bid and third in the last two seasons, with Atlanta's Karl Smesko and Golden State's Natalie Nakase also achieving the accomplishment in 2025.



Paige Bueckers

for Most Valuable Player, All-WNBA

Paige Bueckers has delivered one of the most complete individual seasons in the WNBA, ranking among the league leaders across nearly every major statistical category. She is averaging 20.5 points per game (6th in the WNBA) and 5.9 assists per game (8th), making her one of just two players in the league averaging at least 20 points and five assists per game. Bueckers has paired her scoring and playmaking with remarkable efficiency, shooting 50.6% from the field, 39.7% from three-point range, and 87.3% from the free-throw line while posting a 2.8 assist-to-turnover ratio, sixth-best in the league. She ranks among the WNBA leaders with 23 games of 20 or more points (4th), three 30-point performances (7th), and three points-assists double-doubles (7th). Her impact has been especially evident in clutch situations, as her 210 fourth-quarter points rank third in the league, while her 21.5 efficiency rating ranks ninth overall and second among guards.

She followed up her standout rookie campaign with one of the most impressive seasons in franchise and league history, cementing herself as one of the WNBA's premier young stars. A WNBA All-Star starter, Western Conference Player of the Week (July 2-12) and Associated Press Player of the Week (July 13), Bueckers has combined elite scoring efficiency, playmaking and consistency to lead the Dallas Wings while rewriting both team and league record books.

Bueckers has already set the Wings' single-season assist record with 225 assists and counting, while also establishing a new franchise mark with 33 games of at least 15 points. She tied the Wings' single-game assist record with a career-high 14 assists on June 5 at Los Angeles and is within reach of additional single-season franchise records, including points and field goals made.

On the league level, Bueckers has reached milestones at a historic pace. She became the fastest player in WNBA history to record 1,000 points and 250 assists, accomplishing the feat in just 52 games, and tied Elena Delle Donne as the fourth-fastest player ever to reach 1,000 career points. She also became the fastest player in league history to reach 250 assists while committing fewer than 100 turnovers, highlighting her rare combination of production and efficiency.

Her offensive impact has been unmatched. Bueckers is the only player in the WNBA this season shooting at least 50% from the field, 39% from three-point range and 87% from the free throw line. She leads the league with five games of at least 25 points, five rebounds and five assists, and has a WNBA-best nine games with at least 20 points while posting 50/40/90 shooting splits. She also tied the WNBA record for most three-pointers made without a miss by going a perfect 6-for-6 from beyond the arc against Seattle on August 23.

Among the game's all-time great starts to a career, Bueckers continues to climb the record books. Through her first 50 career games, her 19.1 points per game ranked fourth in WNBA history alongside Wings teammate Arike Ogunbowale, trailing only Cynthia Cooper, Seimone Augustus and Ogunbowale. She reached 400 field goals in just 55 games, second only to Augustus in league history, and became the fastest player ever to record both 400 field goals and 300 assists. She later became the second-fastest player to 500 career field goals and the fourth-fastest player to reach 400 assists and 100 made three-pointers.

Bueckers has also firmly established herself as one of the most accomplished players in Wings history. She became just the fourth player in franchise history to score at least 700 points in a season (Ogunbowale, Sabally and Cambage) and the only player ever to do so in her second season. Additionally this season, she set the franchise records as the fastest player to reach 200, 300 and 400 assists, as well as 300, 400 and 500 field goals made.

***stats through August 30, 2026**

Jessica Shepard

for Most Improved Player, All-WNBA

Few players in the WNBA have made a bigger leap in 2026 than Jessica Shepard. After averaging 8.0 points, 7.3 rebounds and 2.6 assists per game in 2025, Shepard has transformed herself into one of the league's most complete and productive players, emerging as a legitimate candidate for both WNBA Most Improved Player and All-WNBA honors.

Statistically, Shepard has elevated every major area of her game. She is averaging 14.4 points per game (up from 8.0), 11.1 rebounds per game (up from 7.3), and 4.9 assists per game (up from 2.6). Her efficiency rating has skyrocketed from 14.0 to 24.0, ranking second in the entire WNBA, while her scoring rank has improved from 54th to 28th, her rebounding rank from ninth to second, and her assists rank from 36th to among the league's top 15. Shepard's all-around impact is further reflected by her 1.9 assist-to-turnover ratio, the best among starting forwards in the league.

Her ability to impact games across every statistical category places her in rare company. Shepard is one of only two players averaging a double-double this season and is on pace to become just the second player in WNBA history to average a points-rebounds double-double while also averaging at least four assists per game, joining only Candace Parker (2015). Additionally, among the handful of players who have averaged a double-double over the last decade, none have paired that production with Shepard's playmaking output of nearly five assists per contest.

The double-doubles and triple-doubles tell the story of her consistency and versatility. Shepard ranks second in the league with 22 double-doubles, more than doubling her total from last season, and leads the WNBA with four triple-doubles. Her four triple-doubles this season give her five for her career, the second-most in WNBA history. She is also tied for first all-time in WNBA history with three career 20-point triple-doubles, highlighting her ability to dominate games as both a scorer and facilitator.

Several historic performances have strengthened her All-WNBA résumé. In a win over Las Vegas on May 28, Shepard recorded 22 points, a career-high 20 rebounds and 10 assists, becoming the first player in WNBA history to post at least 22 points, 20 rebounds and 10 assists in a single game. She later set another career high with 26 points against Indiana, including 22 points in the first half while shooting 10-of-11 from the field, becoming the first player in Wings history to record at least 10 made field goals while shooting 90 percent or better in a half.

Beyond the box score, Shepard's impact has translated into recognition across the league. She earned her first career WNBA All-Star selection as a starter and has been named WNBA Western Conference Player of the Week twice, becoming just the second player in Wings history to earn the honor multiple times in a single season.

Shepard's historic season has also rewritten the Wings record book. She owns the franchise's single-season records for rebounds (420 and counting), double-doubles (22 and counting), and triple-doubles (four). She is the only player in franchise history with 400 rebounds in a season, one of only two players to record a 20-rebound game, and the fastest player in franchise history to reach 400 rebounds. She also surpassed 500 career assists, becoming the third-fastest player in WNBA history to reach 1,000 points, 1,000 rebounds and 500 assists.

***stats through August 30, 2026**

Azzi Fudd

for Rookie of the Year, All-Defensive, All-Rookie

Azzi Fudd's rookie campaign with the Dallas Wings was defined by historic milestones, elite two-way production, and record-setting performances that make a compelling case for Rookie of the Year, All-Rookie Team, and All-Defensive Team honors.

Offensively, Fudd ranks among the league's top first-year players, averaging 13.1 points per game, the fourth-highest mark among rookies. She has established herself as one of the most dangerous perimeter threats in the rookie class, shooting 39.7% from three-point range, third among rookies, while knocking down 62 three-pointers, also third among all rookies. Her scoring production has translated into game-changing performances, recording five 20-point games, the third-most by a rookie in Wings history. She also owns the franchise rookie record with 62 made three-pointers and set the Wings rookie single-game record with six made threes in a game, a mark that ranks fourth in WNBA rookie history.

While her offensive numbers alone place her among the top rookies in the league, it is Fudd's defensive impact that separates her from the field. She leads all rookies in both steals per game (1.73) and blocks per game (0.83). Her steals average ranks fourth among all WNBA players, while her blocks average ranks second among all guards in the league. That combination of perimeter disruption and rim protection is virtually unprecedented for a rookie guard.

Fudd's defensive numbers are not simply impressive among her peers; they are historically significant. Her 1.733 steals per game are the highest by a rookie in Wings history and rank 19th among all rookies in WNBA history. She became the fastest guard in WNBA history to reach 20 career blocks and the fastest player since 2002 to record at least 25 three-pointers and 25 steals. She also tied the Wings rookie single-game record with five steals and became the only rookie guard in franchise history to record at least four blocks in a regular-season game.

The historical milestones continue to strengthen her Rookie of the Year candidacy. Through just 23 games, Fudd surpassed 300 points, 40 steals, and 20 blocks, becoming the fastest guard in WNBA history and the third-fastest player ever to reach those marks. She later became the fastest player since 2002 to record at least 50 steals and 50 made three-pointers, accomplishing the feat in only 30 games.

Beyond regular-season production, Fudd showcased her elite shooting ability on one of the league's biggest stages by becoming the first rookie in WNBA history to win the WNBA 3-Point Contest. Her championship-round score of 30 points was the second-highest final-round score in contest history, and she became the first player in Wings franchise history to capture the event's title.

***stats through August 30, 2026**

Awak Kuier

for All-Defensive Team

Awak Kuier has been one of the WNBA's most impactful defensive players this season and deserves serious consideration for an All-Defensive Team selection. Ranking fourth in the league in blocks per game (1.5), Kuier has anchored the Wings' interior defense with elite rim protection and consistent shot-altering presence. Her dominance was particularly evident in August, when she led the WNBA with 2.5 blocks per game, and she recorded five games with at least three blocks on the season. Her signature defensive performance came on August 20 against Indiana, when she posted a franchise-record seven blocks, one of only three seven-block games in the WNBA this season and a mark that ranks among the top shot-blocking performances in league history.

Kuier's impact extends beyond this season's numbers. She became just the second player in franchise history to reach 100 career blocks and later surpassed that mark to become the Wings' all-time leader in blocks. She now holds the franchise records for single-game blocks (7), single-season blocks (57), and career blocks (122), further cementing her place as one of the league's premier defensive anchors. With top-tier production, historic shot-blocking performances, and a season-long ability to protect the rim at an elite level, Kuier has built a strong résumé worthy of WNBA All-Defensive Team honors.

***stats through August 30, 2026**

Jose Fernandez

for Coach of the Year

Jose Fernandez has engineered one of the most impressive turnarounds in WNBA history in his first season with the Dallas Wings, transforming a last-place team into a playoff contender while setting new franchise standards across the board. Under his leadership, the Wings have already secured the most wins in team history (24), are on pace for the highest winning percentage in franchise history, and have clinched the organization's first playoff appearance since 2023. Dallas is also on track to become the first team since 2015 to go from last place to the playoffs with a winning record, highlighting the dramatic impact Fernandez has made in just one season.

Beyond the win-loss record, the Wings have played some of the most efficient basketball in franchise history, setting team bests in points per game, assists per game, field goal percentage, assist-to-turnover ratio, and fewest turnovers per game. With Dallas on pace for the largest single-season turnaround in WNBA history and the biggest win improvement ever by a first-year head coach, Fernandez has built a résumé that firmly places him among the leading candidates for WNBA Coach of the Year.

***stats through August 30, 2026**

Notable Storylines

- ***Triple-Double No. 5…*** Jessica Shepard recorded her fifth triple-double of the season in Thursday's win over the Sparks, tallying 13 points, 11 rebounds and a career-high tying 12 assists. Shepard has accounted for half of the WNBA's total triple-doubles this season (10) and sits third all-time in league history for most triple-doubles in a single season.
- ***Home Court Advantage…*** With Thursday's win over the Sparks, the Wings improved to 15-6 at home, becoming one of just two teams in the league with 15 home victories this season. The win also set a new franchise record for home wins in a single season, surpassing the previous mark of 14, which was achieved by the Detroit Shock in 2006 and 2008.
- ***Getting on the Glass…*** The Wings won the rebounding battle 46-27 against the Sparks on Thursday evening, setting the team's highest rebounding advantage (+19) over an opponent in a regular season game since the 2023 season. Dallas grabbed a season-high 36 defensive rebounds, marking just the ninth time in Wings history that the team has recorded at least 36 defensive boards in a regular season game.
- ***Dimes and Rejections…*** Dallas recorded a season-high 31 assists in Thursday night's win with five players dishing three of more assists for the fourth time this season. The Wings also notched a season-high 11 blocks led by six from Awak Kuier – her second game this season of six or more rejections – most in the WNBA.
- ***Milestone Watch…*** Paige Bueckers eclipsed 300 made field goals on the season on Thursday night in the win over the Sparks, making her one of just six players in WNBA history to hit the mark in a single season. She also joined A'ja Wilson and Kelsey Mitchell as the only three players to record at least 300 field goals in 2026 thus far. Bueckers enters Saturday's game three points shy of 800 points this season and now needs just 53 points to set a new Wings single season scoring record.
- ***FIBA World Cup Recap…*** Team USA won its fifth straight FIBA Women's Basketball World Cup on September 13 in Berlin, Germany with a 97-79 victory over France. Dallas Wings guard Paige Bueckers made her first USA appearance at a major international competition (World Cup or Olympic Games), securing a Gold Medal in her debut. Wings Head Coach Jose Fernandez also served as a Scout Coach for Team USA. The Americans went a perfect 6-0 for their 12th World Cup crown. Over six games with USA, Bueckers averaged 7.3 points on .552 shooting, including .429 from three, to go along with 1.8 rebounds, 2.3 assists, 1.0 steals and 0.8 blocks per game. Her blocks and three-point shooting ranked second on the team.
- ***Closing Out Strong…*** The Wings held the Connecticut Sun to just 24 points in the second half of their meeting on August 30. It marks the fewest points scored by any team in a second half this season and the fourth time the Wings have held an opponent to 24 points or fewer in the second half since in team history.
- ***Playoffs Bound…*** With the 96-78 win over the Portland Fire on August 25, the Dallas Wings clinched a WNBA Playoff berth and a top eight finish in the 2026 WNBA standings. Dallas is headed to the postseason for the first time since 2023 and sixth since 2016, when the team relocated to North Texas. The Wings improved to 23-16 on the year, marking a team record for wins in a season.
- ***Welcome Kitija…*** On August 25, the Dallas Wings signed guard Kitija Laksa to a rest-of-season contract. With Wings rookie guard Azzi Fudd sidelined for the remainder of the season, Dallas was granted a Season-Ending Injury Exception from the WNBA, allowing the signing of Laksa. The 6-1 guard from Latvia played the 2025 WNBA season with the Phoenix Mercury where she averaged 5.9 points and 1.2 rebounds over 33 games. Laksa attended the University of South Florida (2015-19) where she played for current Dallas Wings Head Coach Jose Fernandez.
- ***Heating Up from Beyond the Arc…*** The Wings have found their rhythm from beyond the arc as of late, knocking down at least 11 three-pointers in back-to-back victories over Seattle on August 23 and Portland on August 25. It marks the second time Dallas has achieved the feat this season (July 20 vs. New York and July 22 vs. Portland) and just the third occurrence in Wings history (2022).
- ***Dallas on Defense…*** The Wings grabbed a season-high 11 steals in the win over the Fire on August 25, with four players (Kuier-3, Shepard, Ogunbowale, Bueckers-2) grabbing two or more steals for the second time this season. Dallas also matched its season high with eight blocks and held its opponent below 40 percent shooting for the 11th time this season, improving to 8-3 in those games.
- ***Hot Start for the Wings…*** The Dallas Wings got off to a hot start in their 92-70 win over the Storm on August 23. Bueckers had one of the best opening quarters in Dallas Wings history, tallying 18 points to match the team record for points in a first quarter. The Wings totaled 34 points as a team, including six made triples, both the most for a Dallas first quarter since the 2024 season. Dallas is 13-5 on the year when outscoring opponents in the first quarter of play.
- ***Have a Day Paige…*** Paige Bueckers had a historic afternoon with a game-high 32 points, including a flawless 6-6 from three to tie the WNBA record for most threes made without a miss on Sunday against Seattle. Bueckers' 30-point outing was the fifth of her career – third most in Wings history. Of her 32 points, 23 came in the first half including 18 in the first quarter alone, as Bueckers single handedly outscored Seattle in the first quarter (18-17). Bueckers matches Tamika Catchings (2002), Maya Moore (2011), Kristi Toliver (2012) and Stefanie Dolson (2024) as the lone players in WNBA history to make six threes without a miss.
- ***Player Milestones…*** Multiple Wings players hit statistical milestones in the win on Sunday afternoon, led by guard Paige Bueckers who eclipsed 400 assists and 100 three-point field goals made in her WNBA career, becoming the fastest player in franchise history to hit those marks (72 games). Center Li Yueru eclipsed 500 points in her WNBA career, while forward Jessica Shepard grabbed her 400th rebound in a Wings uniform, doing so in a record 36 games.
- ***Kuier's Block Party…*** Wings forward Awak Kuier made Wings history, finishing with a career-high seven blocks to set a Wings franchise record for blocks in the win over Indiana on August 20, breaking the previous standard of five, initially set in 2018 and matched by Kuier in 2021. Her seven-block outing was one of only three performances of seven or more blocks league-wide this season.
- ***Shepard Sets a New Standard…*** Jessica Shepard recorded a career-high 26 points in the win over the Fever on Thursday. She tallied 22 of her 26 points in the first half, tying her previous career high after 18 minutes of play. Shepard became the first player in Wings history to tally at least 10 field goals while shooting at least 90% from the field in a single half, as she finished the first half shooting 10/11 from the floor.
- ***Arike Takes Over…*** Arike Ogunbowale led the Wings in the 91-85 win over Indiana on August 20, notching a season-high 32 points. With the performance, the veteran guard eclipsed 5,000 points in her WNBA career, becoming the third fastest player to reach 5,000 points and 1,000 assists in WNBA history (261 games). Ogunbowale poured in 25 of her team-high 32 points in the second half, setting a season high for points in a half.
- ***Playmaker Paige…*** With eight assists on August 20 against Indiana, Paige Bueckers passed Skylar Diggins (199) for most assists in a single season in Wings history. The sophomore guard also eclipsed 700 points on the season in the win, joining Arike Ogunbowale, Liz Cambage and Satou Sabally as the only four players in Wings history to hit the 700-point mark in a single season.
- ***Big-time Matchup…*** The Wings and Fever's August 14 showdown became the most-watched WNBA game in ION history, averaging 1.62 million viewers and reaching a peak audience of 2.2 million. Their first matchup in the May 9 season opener aired nationally on ABC and averaged 2.5 million viewers, becoming the second most-watched WNBA regular season game ever across ESPN networks.
- ***Awak at the Top…*** With three blocks on August 17 in San Francisco, Awak Kuier notched her fifth game this season with three or more blocks and became the Wings' all-time leader in blocks with 106 and counting.
- ***Welcome Back Christyn…*** The Dallas Wings signed guard Christyn Williams to a Development Player contract on August 14, bringing her back from the Upshot League's Greensboro Groove, where she averaged 9.6 points, 3.0 rebounds and 1.9 assists over 14 games this season. Williams previously signed a hardship contract with Dallas last August and appeared in four games. She also played four seasons at UConn alongside current Wings teammates Paige Bueckers (two seasons) and Azzi Fudd (one season).
- ***20-piece Arike…*** Arike Ogunbowale scored 20 points on August 14 in Indiana, marking her 15th 20-point game of the season. It also marked the 140th 20-point game of her WNBA career, the ninth-most in league history.
- ***History Made…*** Paige Bueckers eclipsed 500 field goals made in her WNBA career on August 12 against the Tempo, becoming the fastest player in franchise history and second fastest player in WNBA history to achieve the mark (68 games), trailing only Seimone Augustus (60 games).
- ***Taking Care of the Ball…*** The Wings recorded their 10th game this season with fewer than 10 turnovers in the win over Toronto on August 12, good for second across the league for most games with single digit mistakes.
- ***20-Win Mark…*** Dallas earned their 20th win of the 2026 regular season with the 94-88 victory over Toronto on August 12, marking just the second time in team history and first since 2023 the team has earned 20+ wins in a regular season.

Wings-Mercury Series

Wings-Mercury Series

All-Time (1998-2026) 35-50
Home.....20-22
Away 15-28
2026 1-0
Home 1-0
Away 0-0

2026 Schedule

6/11 at DAL.....W, 85-70
9/19 at DAL.....12 p.m. CT
9/21 at PHX.....9 p.m. CT

Series Records - Regular Season

Largest Wings Winning Margin	29- 2x last July 10, 2018 (101-72 W)
Largest Wings Losing Margin	42- May 27, 2017 (107-65 L)
Most Points Scored	117- June 18, 2016 (117-111 W)
Most Points Allowed	124- July 22, 2010 (123-91 L)
Fewest Points Scored	51- August 16, 2005 (58-51 L)
Fewest Points Allowed	54- June 20, 2019 (69-54 W)

Wings Individual Records

Points	40, Arike Ogunbowale, 5/25/24
Rebounds	22, Glory Johnson, 7/5/16
Assists	13, Arike Ogunbowale, 7/10/24

Mercury Individual Records

Points	38, DeWanna Bonner, 6/18/16
Rebounds	16, 2x last by Brittney Griner, 6/8/21
Assists	15, Alyssa Thomas, 7/7/25

Player Career Highs vs. Phoenix Mercury

Player	G	FGM	FGA	FG%	3PM	3PA	3P%	FTM	FTA	FT%	PTS
Paige Bueckers	5	14 June 11, 2026 DAL vs. PHX	20 June 11, 2026 DAL vs. PHX	72.73 July 3, 2025 DAL vs. PHX	5 June 11, 2025 DAL at PHX	7 June 11, 2025 DAL at PHX	71.43 June 11, 2025 DAL at PHX	5 July 3, 2025 DAL vs. PHX	6 July 3, 2025 DAL vs. PHX	100.00 July 7, 2025 DAL at PHX	35 June 11, 2025 DAL at PHX
Alysha Clark	46	7 Sep 3, 2019 SEA at PHX	9 (5 times)	100.00 (2 times)	3 (4 times)	6 (2 times)	100.00 (7 times)	6 May 23, 2018 SEA at PHX	6 May 23, 2018 SEA at PHX	100.00 (11 times)	17 Sep 3, 2019 SEA at PHX
Azzi Fudd	1	7 June 11, 2026 DAL vs. PHX	13 June 11, 2026 DAL vs. PHX	53.84 June 11, 2026 DAL vs. PHX	1 June 11, 2026 DAL vs. PHX	5 June 11, 2026 DAL vs. PHX	20.00 June 11, 2026 DAL vs. PHX	2 June 11, 2026 DAL vs. PHX	2 June 11, 2026 DAL vs. PHX	100.00 June 11, 2026 DAL vs. PHX	17 June 11, 2026 DAL vs. PHX
Aziaha James	5	10 July 3, 2025 DAL vs. PHX	20 July 3, 2025 DAL vs. PHX	52.94 Sep 11, 2025 DAL vs. PHX	5 July 3, 2025 DAL vs. PHX	9 July 3, 2025 DAL vs. PHX	55.56 July 3, 2025 DAL vs. PHX	3 July 3, 2025 DAL vs. PHX	4 July 3, 2025 DAL vs. PHX	75.00 July 3, 2025 DAL vs. PHX	28 July 3, 2025 DAL vs. PHX
Haley Jones	8	3 Sep 11, 2025 DAL vs. PHX	7 Sep 11, 2025 DAL vs. PHX	42.86 Sep 11, 2025 DAL vs. PHX	0 (8 times)	2 (2 times)	0.00 (5 times)	1 (2 times)	2 (3 times)	50.00 (2 times)	6 Sep 11, 2025 DAL vs. PHX
Awak Kuier	10	3 June 25, 2022 DAL vs. PHX	6 June 25, 2022 DAL vs. PHX	66.67 May 19, 2022 DAL at PHX	0 (9 times)	2 Aug 12, 2022 DAL at PHX	0.00 (5 times)	3 Aug 27, 2023 DAL at PHX	4 Aug 27, 2023 DAL at PHX	100.00 Aug 12, 2022 DAL at PHX	6 June 25, 2022 DAL vs. PHX
Kitija Laksa	-	-	-	-	-	-	-	-	-	-	-
Arike Ogunbowale	22	13 Aug 16, 2020 DAL at PHX	27 June 9, 2024 DAL vs. PHX	68.42 Aug 16, 2020 DAL at PHX	7 May 25, 2024 DAL at PHX	13 June 25, 2022 DAL vs. PHX	85.71 Aug 16, 2020 DAL at PHX	11 (2 times)	16 Aug 10, 2019 DAL at PHX	100.00 (12 times)	40 May 25, 2024 DAL at PHX
Jessica Shepard	14	7 June 11, 2026 DAL vs. PHX	9 May 25, 2023 MIN at PHX	100.00 (2 times)	1 July 6, 2019 MIN vs. PHX	2 July 3, 2021 MIN at PHX	100.00 June 6, 2019 MIN vs. PHX	7 Aug 10, 2022 MIN at PHX	8 Aug 10, 2022 MIN at PHX	100.00 (5 times)	17 June 11, 2026 DAL vs. PHX
Maddy Siegrist	9	10 May 25, 2024 DAL at PHX	16 May 25, 2024 DAL at PHX	66.67 June 7, 2023 DAL vs. PHX	1 (2 times)	4 (2 times)	25.00 (2 times)	2 (2 times)	2 (4 times)	100.00 (3 times)	22 May 25, 2024 DAL at PHX
Odyssey Sims	36	12 Aug 24, 2017 LAS at PHX	21 Jun 6, 2014 TUL vs. PHX	100.00 Aug 21, 2020 MIN at PHX	5 Jul 10, 2024 DAL at PHX	8 Jul 5, 2016 DAL vs. PHX	83.33 Jul 10, 2024 DAL at PHX	9 Jun 1, 2025 LAS vs. PHX	10 Jun 1, 2025 LAS vs. PHX	100.00 (14 times)	32 Jun 1, 2025 LAS vs. PHX
Alanna Smith	12	8 May 30, 2025 MIN at PHX	15 May 30, 2025 MIN at PHX	83.33 June 3, 2025 MIN vs. PHX	3 (3 times)	6 May 30, 2025 MIN at PHX	100.00 July 30, 2023 CHI vs. PHX	3 (2 times)	4 (2 times)	100.00 July 30, 2023 CHI vs. PHX	19 May 30, 2025 MIN at PHX
Christyn Williams	1	1 Sep 11, 2025 DAL vs. PHX	2 Sep 11, 2025 DAL vs. PHX	50.00 Sep 11, 2025 DAL vs. PHX	0 Sep 11, 2025 DAL vs. PHX	0 Sep 11, 2025 DAL vs. PHX	-	0 Sep 11, 2025 DAL vs. PHX	0 Sep 11, 2025 DAL vs. PHX	-	2 Sep 11, 2025 DAL vs. PHX
Li Yueru	12	7 Sep 17, 2024 LAS vs. PHX	11 Sep 17, 2024 LAS vs. PHX	63.64 Sep 17, 2024 LAS vs. PHX	1 Sep 17, 2024 LAS vs. PHX	2 (2 times)	50.00 Sep 17, 2024 LAS vs. PHX	10 July 3, 2025 DAL vs. PHX	12 July 3, 2025 DAL vs. PHX	100.00 (4 times)	19 Sep 17, 2024 LAS vs. PHX

Last Time They Met: DAL 85, PHX 70 (6/11/26)

Game Leaders	PTS	REB	AST
Dallas	Bueckers (31)	Shepard (10)	Shepard (7)
Phoenix	Held (17)	Thomas (9)	Thomas (10)

Arlington, TX (June 11, 2026) - Tonight the Dallas Wings got back into the win column with an 85-70 win over the Phoenix Mercury in front of a sold out crowd at College Park Center. With the win, Dallas moves to 8-4 on the season and 3-1 in Commissioner's Cup play, while Phoenix drops to 4-10 and 2-3 in Commissioner's Cup action.

Paige Bueckers led the Wings in the win, notching a season-high 31 points, along with six rebounds, five assists and one steal, while shooting 70% (14/20) in 32 minutes of action. The outing marks her third 30-point game of her career and first since setting the rookie scoring record of 44 points against the Los Angeles Sparks last season.Bueckers eclipsed 900 career points in the game, tying Elena Delle Donne for sixth fastest in WNBA history to achieve the feat (48 games). She also joins A'ja Wilson, Napheesa Collier and Breanna Stewart as the only players in WNBA history to record at least 31 points, six rebounds, five assists and 14 field goals while shooting 70% or better in a regular season game.

Jessica Shepard finished the game with her seventh double-double of the season and 26th of her career. She tallied 17 points, 10 rebounds, a team-high seven assists and two steals in 32 minutes, going an efficient 7/8 from the field. There have been six instances across the WNBA this season of a player recording at least 15 points, 10 rebounds, and seven assists, with Shepard accounting for three of those six.Azzi Fudd rounded out the Wings' double-digit scorers, tallying 17 points, three rebounds, a career-high four assists, one steal and a career-high tying three blocks. The outing marked her sixth double-digit performance of the season. She joins Seattle's Flau'jae Johnson as the only two rookies with multiple 3+ block performances this season.

The Wings shot 52.1% (37/71) from the field, while holding the Mercury to just 39.1% (25/64) from the floor on the night. Dallas recorded a season-high 50 points in the paint, outscoring the Phoenix, 50-22, in paint points. The Wings also held the advantage in second chance points (13-8) and fast break points (15-13) in the game.Dallas outrebounded Phoenix, 37-31, moving to 6-0 on the year when outrebounding their opponents. The game saw zero lead changes and one tie. Lexi Held led the Mercury with 17 points, four rebounds, one assist and one steal in 23 minutes off the bench, while Kahleah Copper added 13 points, two rebounds, and three assists.

First Quarter: Dallas 24, Phoenix 20
Dallas featured a starting lineup of Paige Bueckers, Azzi Fudd, Arike Ogunbowale, Maddy Siegrist and Jessica Shepard in their 11th game of the regular season. The Wings were without the services of Odyssey Sims for the second straight game with a left ankle injury. Dallas began the game on a 11-4 run, forcing Phoenix into a timeout with 5:24 to play in the first quarter. Bueckers had four points, while Fudd dished out three assists in the opening minutes of the contest. A 16-10 push from the Mercury closed the Wings' lead to one, 21-20, but a Bueckers three with 35 seconds left in the quarter extended the advantage to four, 24-20, heading into the second. Bueckers led all first quarter scorers with 11 points, while Fudd finished the opening quarter with six points and three assists.

Second Quarter: Dallas 21, Phoenix 16
Awak Kuier opened the scoring for the Wings to start the second in her first game back after missing three contests with a wrist injury. Phoenix outscored Dallas, 8-4, after that bucket from Kuier to close in on Dallas's lead, 30-28, with 5:52 left in the first half. A 6-0 run from the Wings out of the media timeout gave them a 36-28 lead with 3:45 to go in the quarter. Aziaha James, Fudd and Bueckers each notched a bucket on that run. Dallas closed the half on a 9-8 push giving them a 45-36 lead heading into the locker room.Bueckers led all scorers at the break with 24 points, three rebounds, two assists and one steal. Her 11 field goals in the half marked tied a career-best in a single half and her 24 first-half points and 13 second-quarter points both marked new season-highs. The Wings shot 55.6% from the field in the first half while holding the Mercury to 37.5%.

Third Quarter: Dallas 25, Phoenix 16
The Wings began the second half on a 10-4 run to take a 15-point lead, 55-40, and prompt the Mercury into a timeout with 6:13 to go in the third. Shepard notched six of Dallas's 10 points to start the second half. The Wings enjoyed a lead as large as 22 in the third (66-44) but took an 18-point advantage into the fourth, 70-52. Shepard led the Dallas in the quarter coming out of the locker room, notching eight points, four rebounds and two assists. Bueckers added seven points and three assists in the third.

Fourth Quarter: Dallas 15, Phoenix 18
Aziaha James converted an and-one opportunity at 9:03 in the final stanza and then dove on the floor for a loose ball to find Shepard streaking down the court for the wide-open layup. The basket kept the Dallas lead at 19, 75-56, with 7:04 remaining in the game. Phoenix cut the lead to 10 points, 80-70, behind a 9-0 run from 3:42 to 1:28 remaining in the quarter, before Li Yueru converted an and-one opportunity for her first points of the game. JJ Quinerly hit her first bucket of the season to push the Dallas lead back to 15, 85-70, to end the game.

WOMEN'S NATIONAL BASKETBALL ASSOCIATION

OFFICIAL SCORER'S REPORT

FINAL BOX

Thursday, June 11, 2026 College Park Center, Arlington, TX
Officials: #16 Isaac Barnett, #31 Amy Bonner, #6 Charles Watson

Game Duration: 1:49
Attendance: 6251 (Sellout)

VISITOR: Phoenix Mercury (4-10)

	POS	MIN	FG	FGA	3P	3PA	FT	FTA	OR	DR	TOT	A	PF	ST	TO	BS	+/-	PTS
1 Noemie Brochant	F	22:12	2	8	0	1	0	0	1	1	2	1	3	2	0	0	-22	4
25 Alyssa Thomas	F	31:57	3	8	0	0	0	2	1	8	9	10	2	2	6	0	-14	6
4 Natasha Mack	C	21:43	3	6	0	0	2	2	3	0	3	2	2	0	1	0	-16	8
2 Kahleah Copper	G	28:52	3	10	2	5	5	6	0	2	2	3	2	0	4	0	-12	13
8 Monique Akoa Makani	G	23:46	1	5	0	0	4	4	0	0	0	1	1	1	2	1	-7	6
24 DeWanna Bonner		28:51	4	8	0	2	1	2	2	5	7	1	2	3	1	0	-1	9
29 Jovana Nogic		16:26	3	8	1	5	0	0	0	2	2	1	0	1	1	0	-3	7
10 Lexi Held		23:28	6	10	3	5	2	2	0	4	4	1	3	1	1	0	1	17
20 Quionche Carter		02:45	0	1	0	0	0	0	0	1	1	1	0	0	0	0	-1	0
11 Valeriane Ayayi		DNP - Coach's Decision																
31 Kyara Linskens		DNP - Coach's Decision																
		200:00	25	64	6	18	14	18	7	23	30	21	15	10	16	1	-15	70
			39.1%		33.3%		77.8%		TM REB: 6				TOT TO: 16 (23 PTS)					

HOME: DALLAS WINGS (8-4)

	POS	MIN	FG	FGA	3P	3PA	FT	FTA	OR	DR	TOT	A	PF	ST	TO	BS	+/-	PTS
24 Arike Ogunbowale	F	29:07	1	9	0	3	0	0	1	5	6	1	2	2	4	0	16	2
20 Maddy Siegrist	F	14:02	0	3	0	0	0	0	0	2	2	0	0	0	2	0	5	0
32 Jessica Shepard	C	32:04	7	8	0	0	3	4	3	7	10	7	0	2	0	0	20	17
35 Azzi Fudd	G	34:16	7	13	1	5	2	2	0	3	3	4	3	1	2	3	21	17
5 Paige Bueckers	G	32:09	14	20	3	5	0	0	1	5	6	5	3	1	2	0	18	31
8 Alanna Smith		16:18	1	2	0	0	0	0	2	3	5	1	2	0	2	0	3	2
34 Awak Kuier		15:18	2	3	0	1	0	0	0	3	3	1	1	0	2	1	2	4
10 Aziaha James		16:53	3	9	0	3	1	1	0	1	1	4	4	3	1	0	-6	7
7 Alysha Clark		05:00	0	1	0	1	0	0	0	0	0	1	2	0	0	0	-4	0
11 JJ Quinerly		02:35	1	1	0	0	0	0	0	0	0	0	0	0	0	0	0	2
28 Li Yueru		02:18	1	2	0	0	1	1	0	1	1	0	0	0	1	0	0	3
		200:00	37	71	4	18	7	8	7	30	37	24	17	9	16	4	15	85
			52.1%		22.2%		87.5%		TM REB: 5				TOT TO: 18 (10 PTS)					

SCORE BY PERIOD	1	2	3	4	FINAL
Mercury	20	16	16	18	70
WINGS	24	21	25	15	85

Inactive: Mercury - Suarez, Whitcomb (Injury/Illness - Left Knee), Williams
Inactive: Wings - Sims (Injury/Illness - Left Ankle), Verona
Points in the Paint: Mercury 22 (11/31), WINGS 50 (25/40)
2nd Chance Points: Mercury 8 (3/7), WINGS 13 (5/7)
Fast Break Points: Mercury 13 (3/5), WINGS 15 (7/12)

Biggest Lead: Mercury 0, WINGS 22
Lead Changes: 0
Times Tied: 1

Last Time Out: DAL 97, LAS 77 (9/17/26)

Game Leaders	PTS	REB	AST
Dallas	Bueckers (19)	Shepard (11)	Shepard (12)
Los Angeles	Ogwumike (18)	Ogwumike (7)	Four players (4)

Arlington, TX (Sept. 17, 2026) – The Dallas Wings used a second-half surge to score a 97-77 win over the Los Angeles Sparks on Thursday night at a sold-out College Park Center. The Wings outscored the Sparks 53-33 over the final 20 minutes in the win. Jessica Shepard recorded her WNBA-leading fifth triple-double of the season with 13 points, 11 rebounds and 12 assists, while Paige Bueckers led Dallas in scoring for the 23rd time this season with a game-high 19 points. The Wings improve to 25-16 on the year with the 3-0 series sweep of the Sparks, who fall to 15-26 overall. Dallas earns the sweep over LA for the first time since 2021.

Shepard and Bueckers were two of six Wings to score in double figures, including Kitija Laksa who tallied 10 points off 4-8 shooting in her Dallas debut. Arike Ogunbowale added 11 points and Maddy Siegrist scored 12, while Aziaha James added 10 off the bench.Dallas had a season-high 31 assists with Haley Jones adding a season-high four dimes in four minutes off the bench. The Wings also had a season-high 11 blocks led by six from Awak Kuier – her second game this season of six or more rejections – most in the WNBA.

The Wings shot .507 from the field, .333 from three, and .786 from the free-throw line, while the Sparks shot .372 overall, .280 from deep and .632 from the charity stripe. Dallas held the advantage in rebounds (46-27), points in the paint (48-38) and fast break points (20-11), while LA led in second chance points (15-11). Nneka Ogwumike led the Sparks with 18 points off 8-12 shooting.

First Quarter: Dallas 25, Los Angeles 25
The Wings utilized a starting lineup of Paige Bueckers, Arike Ogunbowale, Awak Kuier, Maddy Siegrist and Jessica Shepard for the first time. Dallas scored the first five points of the game, with a Bueckers mid-range jumper followed by a Siegrist triple. The first went on to be a back-and-forth battle with eight lead changes and six ties. Bueckers went a perfect 5-5 from the field for 10 points – the fifth time this season she has scored in double figures in the opening quarter and second time in her career she has done so while shooting 100-percent from the field. Aziaha James came off the bench to score five points. Dallas shot .579 from the field while limiting Los Angeles to a .476 clip. Rae Burrell led the Sparks with six points.

Second Quarter: Dallas 19, Los Angeles 19
Both offenses slowed in the second, with Dallas shooting .353 to the Sparks' .348 clip. Bueckers, James and Alysha Clark scored five points apiece but Shepard was kept off the scoreboard for the entire first half. Bueckers' 15 points at the half led all scorers. The Wings committed six turnovers in the quarter while the Sparks were credited with just one miscue in the frame. Dallas went into the half in a tie for just the second time this season.

Third Quarter: Dallas 25, Los Angeles 14
After LA struck first Dallas used a 7-2 run to take a five-point lead, 56-51, with just over five minutes left in the third. The Sparks got back within two, 58-56, with under three minutes to go before the Wings closed the quarter on an 11-2 run as their lead swelled to double-figures, 69-58. Kuier had three blocks in the third and made the three-pointer which gave the Wings a nine-point lead late in the quarter.

Fourth Quarter: Dallas 28, Los Angeles 19
The Wings' offense surged in the fourth, making eight of their first nine shots from the field to lead by 24, 89-65, with 4:33 to go. Dallas rested its starters for much of the fourth, as all available players on the Wings roster saw action in the frame. The Wings assisted on 10 of 12 field goals made in the fourth, with Haley Jones tallying four dimes and Bueckers adding two. Shepard scored nine of her 13 in the fourth to tally her sixth career triple-double.

WOMEN'S NATIONAL BASKETBALL ASSOCIATION

OFFICIAL SCORER'S REPORT

FINAL BOX

Thursday, September 17, 2026 College Park Center, Arlington, TX
Officials: #5 Tiara Cruse, #7 Angelica Suffren, #24 Gerda Gatling

Game Duration: 1:56
Attendance: 6251 (Sellout)

VISITOR: Los Angeles Sparks (15-26)

	POS	MIN	FG	FGA	3P	3PA	FT	FTA	OR	DR	TOT	A	PF	ST	TO	BS	+/-	PTS
12 Rae Burrell	F	24:15	5	14	1	4	1	1	1	0	1	4	1	0	2	0	-16	12
30 Nneka Ogwumike	F	28:30	8	12	2	3	0	0	1	6	7	4	2	1	1	0	-11	18
5 Dearica Hamby	C	20:51	5	9	0	1	4	8	1	3	4	1	0	2	0	1	-19	14
7 Ariel Atkins	G	22:45	1	3	0	1	2	2	0	3	3	1	2	2	1	0	-15	4
17 Erica Wheeler	G	11:45	1	2	1	2	0	0	0	0	0	4	0	1	1	0	2	3
1 Monique Akoa Makani		25:49	0	6	0	3	0	0	0	2	2	2	2	1	3	1	-15	0
22 Cameron Brink		23:43	4	16	0	3	1	2	3	2	5	1	2	2	2	4	-13	9
4 Tonie Morgan		19:41	2	8	0	3	3	4	0	0	0	4	1	3	2	0	-12	7
13 Aaliyah Nye		13:51	2	5	2	4	0	0	1	2	3	1	0	0	1	0	1	6
0 Shyanne Sellers		08:50	1	3	1	1	1	2	0	2	2	0	2	1	0	0	-2	4
32 Emma Cannon		DNP - Coach's Decision																
2 Chance Gray		DNP - Coach's Decision																
6 Jihyun Park		DNP - Coach's Decision																
		200:00	29	78	7	25	12	19	7	20	27	22	12	13	13	6	-20	77
			37.2%		28%		63.2%		TM REB: 12			TOT TO: 14 (7 PTS)						

HOME: DALLAS WINGS (25-16)

	POS	MIN	FG	FGA	3P	3PA	FT	FTA	OR	DR	TOT	A	PF	ST	TO	BS	+/-	PTS
20 Maddy Siegrist	F	23:20	5	10	2	5	0	0	1	1	2	1	3	1	0	1	4	12
34 Awak Kuier	F	22:17	2	3	1	1	2	3	0	5	5	1	3	0	3	6	14	7
32 Jessica Shepard	C	27:49	6	11	0	0	1	2	2	9	11	12	2	1	3	0	18	13
24 Arike Ogunbowale	G	27:19	4	11	1	7	2	2	1	2	3	4	0	2	2	0	5	11
5 Paige Bueckers	G	25:37	8	13	1	5	2	2	0	6	6	3	2	2	4	0	6	19
33 Kitija Laksa		15:00	4	8	2	4	0	0	2	2	4	0	2	0	1	1	5	10
1 Odyssey Sims		08:43	1	2	0	1	0	0	1	0	1	3	0	0	2	0	7	2
10 Aziaha James		17:03	3	6	2	5	2	2	0	1	1	1	2	2	2	0	22	10
7 Alysha Clark		10:16	3	3	1	1	2	3	0	2	2	1	2	1	0	1	16	9
28 Li Yueru		12:11	2	5	0	1	0	0	1	5	6	0	0	0	0	1	2	4
13 Christyn Williams		05:52	0	2	0	0	0	0	0	1	1	1	0	0	0	1	5	0
30 Haley Jones		04:33	0	1	0	0	0	0	2	2	4	4	0	0	1	0	-4	0
		200:00	38	75	10	30	11	14	10	36	46	31	16	9	18	11	20	97
			50.7%		33.3%		78.6%		TM REB: 11			TOT TO: 20 (22 PTS)						

SCORE BY PERIOD	1	2	3	4	FINAL
Sparks	25	19	14	19	77
WINGS	25	19	25	28	97

Inactive: Sparks - Mwenentanda
Inactive: Wings - Smith (Injury/Illness - Left Leg)
Points in the Paint: Sparks 38 (19/47), WINGS 48 (24/35)
2nd Chance Points: Sparks 15 (6/9), WINGS 11 (5/9)
Fast Break Points: Sparks 11 (4/10), WINGS 20 (9/12)

Biggest Lead: Sparks 6, WINGS 25
Lead Changes: 12
Times Tied: 12

Technical fouls - Individual
Sparks (1): Roberts 9:27 4th
WINGS (0): NONE

2026 Wings Situational Stats

Leading after 1 quarter	15-5	Wings Shooting < 40%	1-6
Trailing after 1 quarter	8-10	Wings Shooting > 40%	24-9
Tied after 1 quarter	1-1	Wings Shooting > 50%	10-1
Leading at halftime	14-5	Wings Shooting > 60%	0-0
Trailing at halftime	8-11	Scoring 70+ points	25-15
Tied at halftime	2-0	Scoring <70 points	0-1
Leading after 3 quarters	18-6	Opponent scored 70+ points	21-16
Trailing after 3 quarters	4-9	Opponent scored <70 points	4-0
Tied after 3 quarters	2-1	Outrebounding opponent	18-5
On Sunday	7-2	Outshot opponent	19-6
On Monday	4-2	Outscores opponent in the paint	14-5
On Tuesday	2-2	Outscores the opponent in 2nd chance points	18-6
On Wednesday	3-3	Outscored the opponent in fast break points	19-8
On Thursday	5-2	Commits fewer turnovers than the opponent	13-6
On Friday	2-4	Bench outscored opponent bench	16-7
On Saturday	2-1	Against Western Conference	11-9
In day games	5-2	Against Eastern Conference	14-7
In night games	20-14	In overtime	1-1

2026 Team Leaders (AVG)

MIN	PTS	FGM	FGA	3PM	3PA	FTM	FTA	REB	AST	STL	BLK
Bueckers (32.9)	Bueckers (20.4)	Bueckers (7.8)	Bueckers (15.3)	Fudd (2.1)	Ogunbowale (5.3)	Ogunbowale (3.5)	Ogunbowale (4.0)	Shepard (11.1)	Bueckers (5.8)	Fudd (1.7)	Kuier (1.7)

2026 Team Leaders (Totals)

MIN	PTS	FGM	FGA	3PM	3PA	FTM	FTA	REB	AST	STL	BLK
Bueckers (1281)	Bueckers (797)	Bueckers (304)	Bueckers (598)	Ogunbowale (72)	Ogunbowale (219)	Ogunbowale (144)	Ogunbowale (162)	Shepard (431)	Bueckers (228)	Fudd (52)	Kuier (63)

2026 Double Digit Games

Player	Pts.	Reb.	Ast.	Dble-Dbls
Bueckers	37	-	3	3
Clark	1	-	-	-
Fudd	21	-	-	-
James	8	-	-	-
Jones	-	-	-	-
Kuier	9	2	-	2
Laksa	1	-	-	-
Ogunbowale	28	-	-	-
Shepard	32	25	5	23
Siegrist	8	-	-	-
Sims	5	-	-	-
Smith	8	2	-	2
Willams	-	-	-	-
Yueru	1	1	-	1

2026 Game Leaders

Led Dallas In...(Includes Ties)	Pts.	Reb.	Ast.	Stl.	Blk.
Bueckers	23	1	19	10	6
Clark	-	-	-	1	1
Fudd	2	-	-	13	11
James	1	-	1	9	5
Jones	-	-	-	-	-
Kuier	1	3	-	5	20
Laksa	-	-	-	-	-
Ogunbowale	12	-	5	11	-
Shepard	5	35	13	3	1
Siegrist	-	1	-	3	5
Sims	-	-	3	6	-
Smith	-	4	-	6	9
Williams	-	-	-	-	-
Yueru	-	1	-	2	4

Wings Game-By-Game Lines

TEAM	FG	FGA	FG%	3P	3PA	3P%	FT	FTA	FT%	OR	DR	TOT	A	PF	ST	TO	BLK	PTS
WINGS	39	66	59.1	12	32	52.2	17	24	70.8	3	24	27	26	28	9	17	2	107
FEVER	40	77	51.9	7	24	29.2	17	21	81.0	7	21	28	23	25	4	14	2	104
WINGS	28	73	38.4	4	26	15.4	12	14	85.7	7	27	34	15	17	3	10	4	72
DREAM	26	69	37.7	9	33	27.3	16	17	94.1	11	33	44	13	18	5	9	3	77
WINGS	31	67	46.3	5	17	29.4	19	22	86.4	9	17	26	22	18	9	13	3	86
LYNX	35	58	60.3	6	13	46.2	14	18	77.8	6	25	31	20	19	6	17	7	90
WINGS	33	70	47.1	11	24	45.8	15	17	88.2	11	20	31	30	20	10	9	1	92
MYSTICS	24	49	49.0	5	12	41.7	16	20	80.0	2	22	24	16	17	3	19	1	69
WINGS	36	72	50.0	9	21	42.9	18	23	78.3	9	27	36	28	20	5	9	1	99
SKY	32	67	47.8	5	21	23.8	20	24	83.3	6	24	30	20	23	4	10	5	89
WINGS	28	74	37.8	7	28	25.0	6	12	50.0	10	16	26	21	18	9	15	8	69
DREAM	34	62	54.8	6	15	40.0	12	13	92.3	5	30	35	22	12	6	18	4	86
WINGS	30	65	46.2	15	35	42.9	16	19	84.2	6	28	34	22	16	6	11	5	91
LIBERTY	28	72	38.9	8	26	30.8	12	14	85.7	10	24	34	21	18	4	11	0	76
WINGS	33	67	49.3	10	22	45.5	19	22	86.4	8	31	39	23	16	1	10	5	95
ACES	36	82	43.9	8	20	40.0	7	12	58.3	8	25	33	21	15	5	5	3	87
WINGS	29	81	35.8	5	25	20.0	16	24	66.7	18	30	48	19	15	7	11	1	79
STORM	20	61	32.8	4	19	21.1	12	17	70.6	6	30	36	11	22	6	17	7	56
WINGS	41	77	53.2	10	25	40.0	12	18	66.7	13	20	33	30	18	10	12	2	104
SPARKS	36	67	53.7	9	28	32.1	15	21	71.4	8	22	30	25	16	5	17	2	96
WINGS	29	77	37.7	8	28	28.6	10	10	100.0	8	23	31	19	18	9	13	3	76
LYNX	38	71	53.5	7	14	50.0	17	18	94.4	6	35	41	21	11	9	12	3	100
WINGS	37	71	52.1	4	18	22.2	7	8	87.5	7	30	37	24	17	9	18	4	85
MERCURY	25	64	39.1	6	18	33.3	14	18	77.8	7	23	30	21	15	10	16	1	70
WINGS	29	74	39.2	7	28	25.0	18	26	69.2	12	29	41	18	15	7	10	4	83
FIRE	30	68	44.1	14	31	45.2	10	13	76.9	5	27	32	26	24	5	13	5	84
WINGS	35	71	49.3	10	28	35.7	16	21	76.2	8	33	41	28	14	10	8	3	96
ACES	27	68	39.7	5	21	23.8	7	9	77.8	7	24	31	24	18	5	14	3	66
WINGS	30	64	46.9	9	22	40.9	11	16	68.8	2	23	25	19	20	10	8	3	80
VALKYRIES	29	63	46.0	12	25	48.0	21	27	77.8	9	32	41	20	14	4	13	3	91
WINGS	33	73	45.2	10	25	40.0	17	21	81.0	9	26	35	17	23	7	14	7	93
SKY	33	70	47.1	7	23	30.4	19	29	65.5	13	30	43	22	24	9	15	3	92
WINGS	48	89	53.9	9	24	37.5	7	9	77.8	9	25	34	30	14	9	9	2	112
STORM	39	77	50.6	13	29	44.8	19	21	90.5	5	29	34	28	12	5	13	6	110
WINGS	34	70	48.6	2	21	9.5	14	16	87.5	3	21	24	18	25	7	13	2	84
ACES	32	60	53.3	8	18	44.4	27	33	81.8	7	28	35	20	20	5	16	2	99
WINGS	28	74	37.8	7	23	30.4	14	15	93.3	11	27	38	13	15	7	16	3	77
LYNX	31	72	43.1	9	23	39.1	14	17	82.4	9	27	36	19	15	9	10	5	85

Wings Game-By-Game Lines

TEAM	FG	FGA	FG%	3P	3PA	3P%	FT	FTA	FT%	OR	DR	TOT	A	PF	ST	TO	BLK	PTS
WINGS	33	88	48.5	9	26	34.6	11	16	68.8	5	26	31	18	25	4	15	3	86
SUN	29	64	45.3	3	9	33.3	22	35	62.9	11	23	34	16	23	7	14	4	83
WINGS	33	75	44.0	10	28	35.7	13	14	92.9	16	26	42	16	22	7	11	6	89
TEMPO	28	72	38.9	10	29	34.5	10	14	71.4	13	22	35	16	14	5	14	3	76
WINGS	35	76	46.1	6	23	26.1	12	12	100.0	10	28	38	29	17	3	9	5	88
LIBERTY	26	65	40.0	5	26	19.2	20	22	90.9	7	27	34	16	18	3	14	4	77
WINGS	39	74	52.7	11	25	44.0	19	21	90.5	11	21	32	22	17	5	7	1	108
TEMPO	35	64	54.7	14	30	46.7	11	14	78.6	4	20	24	24	19	3	14	2	95
WINGS	36	75	48.0	9	25	36.0	15	19	78.9	7	26	33	23	13	4	5	3	96
SKY	36	75	48.0	7	22	31.8	12	13	92.3	6	30	36	16	16	3	7	1	91
WINGS	34	69	49.3	7	19	36.8	15	19	78.9	10	24	34	21	21	8	17	2	90
SPARKS	33	68	48.5	6	21	28.6	10	11	90.9	5	25	30	23	23	9	13	6	82
WINGS	36	76	47.4	11	21	52.4	15	19	78.9	7	27	34	27	26	1	8	7	98
LIBERTY	35	84	41.7	9	32	28.1	20	23	87.0	17	31	48	17	17	3	8	6	99
WINGS	35	72	48.6	12	30	40.0	19	24	79.2	9	26	35	28	18	7	13	2	101
FIRE	37	65	56.9	10	26	38.5	13	17	76.5	3	19	22	24	21	6	11	2	97
WINGS	34	69	49.3	4	14	28.6	9	14	64.3	8	24	32	19	19	9	18	5	81
DREAM	31	70	44.3	1	16	6.2	19	25	76.0	12	25	37	22	20	11	16	4	82
WINGS	28	70	40.0	8	33	24.2	11	13	84.6	6	26	32	19	23	3	7	7	75
MYSTICS	26	71	36.6	2	17	11.8	27	31	87.1	13	29	42	17	15	1	8	4	81
WINGS	33	69	47.6	7	18	38.9	10	12	83.3	7	31	38	22	15	10	14	4	83
SUN	23	67	34.3	9	23	39.1	8	13	61.5	9	22	31	14	18	6	17	3	63
WINGS	34	68	50.0	9	23	39.1	15	21	71.4	7	25	32	23	26	6	10	6	92
MYSTICS	33	66	50.0	8	22	36.4	22	26	84.6	8	26	34	19	21	6	12	3	96
WINGS	21	62	33.9	7	25	28.0	27	38	71.1	15	24	39	8	15	7	13	3	76
VALKYRIES	33	71	46.5	12	34	35.3	16	18	88.9	9	29	38	27	24	8	8	5	94
WINGS	37	68	54.4	6	20	30.0	10	11	90.9	8	26	34	24	8	5	19	0	90
LYNX	40	72	55.6	18	39	46.2	5	9	55/6	6	18	24	29	12	12	11	3	103
WINGS	31	70	44.3	9	26	34.6	23	26	88.5	7	23	30	24	21	9	9	5	94
TEMPO	32	76	42.1	8	30	26.7	16	18	88.9	14	23	37	19	23	6	16	4	88
WINGS	31	72	43.1	7	29	24.1	18	20	90.0	11	20	31	18	19	3	12	6	87
FEVER	39	74	52.7	9	24	37.5	11	13	84.6	9	25	34	14	21	4	9	2	98
WINGS	26	58	44.8	5	22	22.7	13	15	86.7	4	29	33	15	16	7	18	4	70
VALKYRIES	27	72	37.5	12	36	33.3	12	14	85.7	10	20	30	17	14	7	11	1	78
WINGS	34	72	47.2	5	18	27.8	18	27	66.7	7	25	32	22	19	5	9	8	91
FEVER	27	66	40.9	7	23	30.4	24	26	92.3	5	23	28	17	23	6	9	3	85
WINGS	33	66	50.0	11	23	47.8	15	17	88.2	6	34	40	23	11	6	15	4	92
STORM	25	74	33.8	12	39	30.8	8	9	88.9	12	22	34	12	17	9	15	3	70
WINGS	38	69	55.1	11	24	45.8	9	13	69.2	10	28	38	26	16	11	12	8	96
FIRE	27	72	37.5	10	36	27.8	14	17	82.4	14	19	33	20	16	8	12	3	78
WINGS	33	63	52.4	8	16	50.0	23	30	76.7	6	35	41	20	20	5	11	5	97
SUN	24	73	32.9	7	27	25.9	16	22	72.7	12	17	29	16	23	6	7	3	71
WINGS	38	75	50.7	10	30	33.3	11	14	78.6	10	36	46	31	16	9	20	11	97
SPARKS	29	78	37.2	7	25	28.0	12	19	63.2	7	20	27	22	12	13	14	6	77

Wings Game-By-Game Lines

TEAM	FG	FGA	FG%	3P	3PA	3P%	FT	FTA	FT%	OR	DR	TOT	A	PF	ST	TO	BLK	PTS
WINGS																		
MERCURY																		
WINGS																		
MERCURY																		
WINGS																		
STORM																		

2026 League Standings (as of games through 9/17/26)

Rank	W	L	Win %	GB	Conf	Home	Road	Strk	L-10
1. Minnesota Lynx	31	9	0.775	--	20-3	14-6	17-3	L2	7-3
2. Golden State Valkyries	29	11	0.725	2	12-7	15-5	14-6	W4	8-2
3. Las Vegas Aces	28	13	0.683	3.5	14-6	13-7	15-6	W4	6-4
4. Atlanta Dream	27	14	0.659	4.5	12-5	14-7	13-7	W2	8-2
5. Indiana Fever	26	14	0.650	5	13-5	14-6	12-8	W2	7-3
6. New York Liberty	25	16	0.610	6.5	12-5	13-7	12-9	W1	6-4
7. Dallas Wings	25	16	0.610	6.5	11-9	15-6	10-10	W5	6-4
8. New York Liberty	24	16	0.600	7	12-5	14-6	10-10	W1	7-3
9. Portland Fire	16	25	0.390	15.5	6-14	8-13	8-12	L2	4-6
10. Phoenix Mercury	15	26	0.366	16.5	9-11	6-14	9-12	W2	3-7
11. Chicago Sky	15	26	0.366	16.5	3-14	10-11	5-15	L4	3-7
12. Los Angeles Sparks	15	26	0.366	16.5	8-12	7-13	8-13	L1	3-7
13. Toronto Tempo	11	29	0.275	20	5-11	7-13	4-16	L4	1-9
14. Connecticut Sun	10	31	0.244	21.5	3-15	7-13	3-18	L4	2-8
15. Seattle Storm	8	33	0.195	23.5	1-19	6-15	2-18	L2	2-8

2026 Wings/Opponents Individual Highs

Wings Highs

Points in a Game
Paige Bueckers 34 at Toronto (7/10)

Minutes
Azzi Fudd 42:43 vs. New York (7/20)

Field Goals Made
Paige Bueckers 14 vs. Phoenix (6/11)

Field Goals Attempted
Arike Ogunbowale 24 vs. New York (7/20)

3-Point Field Goals Made
Azzi Fudd 6 at New York (5/24)
Arike Ogunbowale 6 at Los Angeles (6/5)
Paige Bueckers 6 vs. Seattle (8/23)

3-Point Field Goals Attempted
Arike Ogunbowale 13 at New York (5/24)

Free Throws Made
Arike Ogunbowale 13 vs. Toronto (8/12)

Free Throws Attempted
Arike Ogunbowale 14 vs. Toronto (8/12)

Rebounds
Jessica Shepard 20 vs. Las Vegas (5/28)

Assists
Paige Bueckers 14 at Los Angeles (6/5)

Steals
Azzi Fudd 5 at Golden State (6/17)

Turnovers
Paige Bueckers 7 at Golden State (8/17)

Blocked Shots
Awak Kuier 7 vs. Indiana (8/20)

Opponent Highs

Points in a Game
Kayla McBride 43 at Minnesota (8/9)

Minutes
Breanna Stewart 42:17 vs. New York (7/20)

Field Goals Made
Kayla McBride 16 at Minnesota (8/9)

Field Goals Attempted
Sabrina Ionescu 25 vs. New York (7/20)

3-Point Field Goals Made
Kayla McBride 10 at Minnesota (8/9)

3-Point Field Goals Attempted
Kayla McBride 14 at Minnesota (8/9)

Free Throws Made
Kelsey Mitchell 15 vs. Indiana (8/20)

Free Throws Attempted
Kelsey Mitchell 15 vs. Indiana (8/20)

Rebounds
Angel Reese 16 vs. Atlanta (5/12)

Assists
Olivia Miles 13 at Minnesota (8/9)

Steals
Rhyne Howard 4 at Atlanta (5/22)
Awa Fam 4 vs. Seattle (6/1)
Angel Reese 4 vs. Atlanta (7/29)
Gabby Williams 4 at Golden State (8/17)

Turnovers
Natasha Howard 7 vs. Minnesota (5/14)

Blocked Shots
Jordan Horston 4 vs. Seattle (6/1)

2026 Starting Lineups/Records

G	W	L	W/L%	Starting Lineup
5	4	1	.800	P. Bueckers, A. Fudd, A. Ogunbowale, M. Siegrist, J. Shepard
1	0	1	.000	A. James, A. Fudd, A. Ogunbowale, M. Siegrist, J. Shepard
1	0	1	.000	O. Sims, A. Fudd, A. Ogunbowale, A. Kuier, J. Shepard
15	9	6	.600	P. Bueckers, A. Fudd, A. Ogunbowale, A. Kuier, J. Shepard
2	1	1	.500	P. Bueckers, A. Fudd, A. Ogunbowale, J. Shepard, A. Smith
1	0	1	0.00	P. Bueckers, A. James, A. Ogunbowale, J. Shepard, A. Smith
8	4	4	.500	O. Sims, P. Bueckers, A. Ogunbowale, J. Shepard, A. Smith
2	1	1	.500	O. Sims, P. Bueckers, A. Ogunbowale, A. Kuier, A. Smith
1	0	1	0.00	P. Bueckers, A. Ogunbowale, A. Clark, J. Shepard, A. Smith
4	4	0	1.00	P. Bueckers, A. Ogunbowale, A. Kuier, J. Shepard, A. Smith
1	1	0	1.00	P. Bueckers, A. Ogunbowale, M. Siegrist, A. Kuier, J. Shepard

2026 Wings Highs/Lows

Dallas High	Dallas Low	Category	Opponent High	Opponent Low
112 (at SEA 6/22-OT)	69 (at ATL 5/22)	**Points**	110 (at SEA 6/22-OT)	56 (vs. SEA 6/1)
34 (vs. SEA 8/23)	9 (at ATL 5/22)	**1Q Points**	33 (at TOR 7/10)	9 (vs. WAS 5/18)
33 (at IND 5/9)	7 (at GSV 6/17)	**2Q Points**	30 (at PDX 6/13)	11 (at NYL 7/7)
60 (two games)	29 (vs. MIN 6/28)	**1st Half**	58 (at MIN 6/9)	25 (vs. SEA 6/1)
36 (at PDX 7/22)	18 (two games)	**3Q Points**	33 (vs. CHI 7/12)	8 (vs. CON 8/2)
36 (vs. CHI 6/20)	11 (two games)	**4Q Points**	35 (at IND 8/14)	12 (two games)
62 (at CHI 5/20)	33 (at WAS 8/5)	**2nd Half**	63 (at IND 8/14)	24 (vs. CON 8/30)
48 (at SEA 6/22-OT)	21 (vs. GSV 8/7)	**Field Goals**	40 (two games)	20 (vs. SEA 6/1)
89 (at SEA 6/22-OT)	58 (at GSV 8/17)	**Field Goal Attempts**	84 (vs. NYL 7/20- OT)	49 (vs. WAS 5/18)
59.1% (at IND 5/9)	33.9% vs. GSV 8/7)	**Field Goal %**	60.3% (vs. MIN 5/14)	32.8% (vs. SEA 6/1)
15 (at NYL 5/24)	2 (at LVA 6/25)	**3 Pointers Made**	18 (at MIN 8/9)	1 (vs. ATL 7/29)
35 (at NYL 5/24)	14 (vs. ATL 7/29)	**3 Pointers Attempted**	39 (two games)	9 (at CON 7/2)
52.4% (vs. NYL 7/20- OT)	9.5% (at LVA 6/25)	**3 Point FG%**	50.0% (at MIN 6/9)	6.2% (vs. ATL 7/29)
27 vs. GSV 8/7)	6 (at ATL 5/22)	**Free Throws**	27 (two games)	5 (at MIN 8/9)
38 vs. GSV 8/7)	8 (vs. PHX 6/11)	**Free Throw Attempts**	35 (at CON 7/2)	9 (three games)
100.0% (two games)	50% (at ATL 5/22)	**Free Throw %**	94.1% (vs. ATL 5/12)	55.6% (at MIN 8/9)
18 (vs. SEA 6/1)	2 (at GSV 6/17)	**Offensive Rebounds**	17 (vs. NYL 7/20- OT)	2 (vs. WAS 5/18)
36 (vs. LAS 9/17)	16 (at ATL 5/22)	**Defensive Rebounds**	35 (at MIN 6/9)	18 (at MIN 8/9)
48 (vs. SEA 6/1)	24 (at LVA 6/25)	**Total Rebounds**	48 (vs. NYL 7/20- OT)	22 (at PDX 7/22)
43 (vs. WAS 5/18)	1 (vs. ATL 7/29)	**Bench Points**	43 (at GSV 6/17)	4 (two games)
31 (vs. LAS 9/17)	8 (vs. GSV 8/7)	**Assists**	29 (at MIN 8/9)	11 (vs. SEA 6/1)
28 (at IND 5/9)	8 (at MIN 8/9)	**Fouls**	25 (at IND 5/9)	11 (at MIN 6/9)
11 (vs. PDX 8/25)	1 (two games)	**Steals**	13 (vs. LAS 9/17)	1 (at WAS 7/31)
20 (vs. LAS 9/17)	5 (vs. CHI 7/12)	**Turnovers**	19 (vs. WAS 5/18)	5 (vs. LVA 5/28)
11 (vs. LAS 9/17)	0 (at MIN 8/9)	**Blocks**	7 (two games)	0 (at NYL 5/24)
30 (vs. LVA 6/15)	1 (vs. CHI 6/20)	**Margin of Victory**	24 (at MIN 6/9)	1 (three games)

2026 Wings/Opponents Average Stats

TEAM	FG	FGA	FG%	3P	3PA	3P%	FT	FTA	FT%	OR	DR	TOT	A	TO	ST	BLK	PF	PTS
WINGS	33.2	71.0	46.8	8.2	24.0	34.2	14.5	18.3	79.1	8.5	26.0	34.6	22.0	12.2	6.8	4.1	18.3	89.2
OPPONENTS	31.0	69.2	44.8	8.1	24.4	33.4	15.0	18.8	80.0	8.4	25.0	33.4	19.8	12.7	6.1	3.4	18.2	85.1

2026 Wings/Opponents Cume Stats

TEAM	FG	FGA	FG%	3P	3PA	3P%	FT	FTA	FT%	OR	DR	TOT	A	TO	ST	BLK	PF	PTS
WINGS	1363	2911	46.8	336	982	34.2	595	752	79.1	350	1067	1417	902	500	278	168	750	3657
OPPONENTS	1270	2836	44.8	334	999	33.4	617	771	80.0	343	1026	1369	811	522	251	140	748	3491

2026 Team League Rankings (Average)- including games through 9/17/26

	PPG	FGM	3PM	OREB	DREB	REB	AST	BLK	STL	FTM	FTA	PF
Wings	#6 (89.2)	#3 (33.2)	#11 (8.2)	#7 (8.5)	#3 (26.0)	#4 (34.6)	#1 (22.0)	#7 (4.1)	#13 (6.8)	#13 (14.5)	#12 (18.3)	#3 (18.3)

PLAYER CAREER MILESTONES

POINTS	MILESTONE	NEED	DATE
Bueckers	1500	11	-
Clark	2500	-	6/29/24
Fudd	400	7	-
James	500	-	8/30/26
Jones	600	62	-
Kuier	500	50	-
Laksa	200	-	9/17/26
Ogunbowale	5000	-	8/20/26
Shepard	1000	-	6/9/26
Siegrist	1000	24	-
Sims	3500	-	9/9/25
Smith	1500	-	8/17/26
Williams	100	82	-
Yueru	600	91	-

REBOUNDS	MILESTONE	NEED	DATE
Bueckers	300	-	9/17/26
Clark	1500	-	9/17/26
Fudd	100	48	-
James	200	4	-
Jones	300	4	-
Kuier	400	38	-
Laksa	100	56	-
Ogunbowale	900	51	-
Shepard	1000	-	6/22/26
Siegrist	400	35	-
Sims	800	-	8/12/26
Smith	1000	40	-
Williams	100	94	-
Yueru	300	-	8/8/25

ASSISTS	MILESTONE	NEED	DATE
Bueckers	500	78	-
Clark	600	-	8/17/25
Fudd	100	47	-
James	100	-	8/12/26
Jones	300	51	-
Kuier	100	4	-
Laksa	100	79	-
Ogunbowale	1000	-	8/17/26
Shepard	600	63	-
Siegrist	100	12	-
Sims	1000	-	7/3/24
Smith	400	-	8/14/26
Williams	100	96	-
Yueru	100	35	-

GAMES	MILESTONE	NEED	DATE
Bueckers	100	25	-
Clark	400	-	7/9/25
Fudd	100	70	-
James	100	26	-
Jones	100	-	8/15/25
Kuier	100	-	6/22/26
Laksa	100	66	-
Ogunbowale	300	35	-
Shepard	200	36	-
Siegrist	100	-	5/28/26
Sims	300	-	6/1/25
Smith	200	-	7/5/26
Williams	100	94	-
Yueru	100	-	7/5/26

3PM	MILESTONE	NEED	DATE
Bueckers	100	-	8/23/26
Clark	400	-	8/25/26
Fudd	100	38	-
James	100	53	-
Jones	100	76	-
Kuier	100	66	-
Laksa	100	60	-
Ogunbowale	600	-	7/31/26
Shepard	100	91	-
Siegrist	100	29	-
Sims	200	-	7/13/24
Smith	200	30	-
Williams	100	99	-
Yueru	100	68	-

FGM	MILESTONE	NEED	DATE
Bueckers	500	-	8/12/26
Clark	1000	-	6/22/25
Fudd	200	44	-
James	200	13	-
Jones	300	89	-
Kuier	200	34	-
Laksa	100	30	-
Ogunbowale	1500	-	7/30/25
Shepard	600	37	-
Siegrist	400	9	-
Sims	1500	183	-
Smith	600	13	-
Williams	100	94	-
Yueru	200	33	-

STL	MILESTONE	NEED	DATE
Bueckers	100	9	-
Clark	300	-	6/24/25
Fudd	100	48	-
James	100	46	-
Jones	100	47	
Kuier	100	55	-
Laksa	100	88	-
Ogunbowale	400	20	-
Shepard	100	21	-
Siegrist	100	47	-
Sims	300	-	8/28/24
Smith	200	-	8/14/26
Williams	100	100	-
Yueru	100	73	-

BLK	MILESTONE	NEED	DATE
Bueckers	100	67	-
Clark	100	6	-
Fudd	100	75	-
James	100	84	-
Jones	100	55	-
Kuier	100	-	8/12/26
Laksa	100	93	-
Ogunbowale	100	72	-
Shepard	100	74	-
Siegrist	100	53	-
Sims	100	59	-
Smith	200	-	8/10/25
Williams	100	100	-
Yueru	100	71	-

Wings Single-Game Records

GAME RECORDS

SCORING

Most points, game
117 at Phoenix, June 18, 2016 (3 ot)

Largest margin of victory, game
40 at Minnesota, July 12, 2023 (107-67)

Largest margin of defeat, game
46 at Seattle, August 7, 2010 (65-111)

BY HALF
Most points, first half
66 at Los Angeles, August 14, 2022

Largest lead at halftime
37 at Los Angeles,8/14/2022 (66-29)

Largest deficit at halftime overcome to win game
19 at Indiana, June 9, 2004
(trailed 32-51; won 83-79)

Most points, second half
72 vs. Phoenix, July 8, 2007

OVERTIME
Most points, overtime period
18 at Connecticut, June 22, 2003

Largest margin of victory, overtime game
11 vs. New York, September 14, 2004
(82-71)

FIELD GOAL PERCENTAGE
Highest field-goal percentage, game
.656 at Los Angeles, August 14, 2022
(42/64)

Lowest field-goal percentage, game
.243 at Washington, June 30, 2013 (17/70)
at Atlanta, May 7, 2022 (17/70)

FIELD GOALS
Most field goals, game
48 at Seattle, June 22, 2026

FIELD GOAL ATTEMPTS
Most field-goal attempts, game
97 vs. Chicago, July 16, 2017 (2 ot)

THREE-POINT FIELD GOALS
Most three-point field goals, game
17 vs. Minnesota, June 19, 2021

THREE-POINT FIELD GOAL ATTEMPTS
Most three-point field goal attempts, game
42 at Las Vegas, June 5, 2022

FREE THROW PERCENTAGE
Highest free-throw percentage, game
1.000 Many times. Most recent: at Atlanta, September 10, 2023 (23/23)

FREE THROWS MADE
Most free throws made per game, season
21.9 2017 (749/34)

Most free throws made, game
41 at Phoenix, June 18, 2016 (3 ot)

Most free throw attempts, game
54 vs. Indiana, June 18, 2000
REBOUNDS
Most rebounds, game
62 vs. Connecticut, July 19, 2013

Most offensive rebounds, game
30 at San Antonio, June 14, 2015

DEFENSIVE REBOUNDS
Most defensive rebounds, game
42 vs. Phoenix, July 8, 2007

ASSISTS
Most assists, game
33 at Los Angeles, August 14, 2022

PERSONAL FOULS
Most personal fouls, game
34 at Orlando, August 18, 1999
at Indiana, May 20, 2006
vs. Minnesota, June 20, 2008 (ot)
Fewest personal fouls, game
6 at Chicago, August 17, 2021

DISQUALIFICATIONS
Most disqualifications, game
3 vs. Atlanta, May 27, 2016

STEALS
Most steals, game
20 vs. Indiana, June 18, 2000

BLOCKED SHOTS
Most blocked shots, game
12 at Minnesota, May 23, 2010
at Atlanta, May 26, 2018
vs. Chicago, May 15, 2024

TURNOVERS
Most turnovers, game
29 at San Antonio, June 11, 2010
Fewest turnovers, game
2 at New York, July 19, 2023

TEAM DEFENSE

POINTS
Fewest points allowed, game
40 vs. Indiana, August 25, 2005

Fewest points allowed, first half
13 vs. Washington, July 21, 2007

Fewest points allowed, second half
16 vs. Connecticut, July 8, 2003

Fewest points allowed, overtime period
2 vs. Los Angeles, June 17, 2003

FIELD GOAL PERCENTAGE
Lowest opponents' field goal percentage, game
.238 vs. Seattle, June 9, 2015 (15/63)

TURNOVERS
Most opponents' turnovers, game
32 at Washington, May 26, 2012

TEAM MISCELLANEOUS

GAME WON AND LOST
Most consecutive games won
8 June 5-27, 2003
August 13, 2006-June 15, 2007
June 6-28, 2015

Most consecutive games won, one season
8 June 5-27, 2003
June 6-28, 2015

Most consecutive game lost
20 June 21-August 25, 2011

Most consecutive game lost, one season
20 June 21-August 25, 2011

Most consecutive home games won
13 July 20, 2005-June 25, 2006

Most consecutive home games lost
11 June 21-August 23, 2011
Most consecutive road games won
6 June 2-22, 2007
July 12-August 3, 2007

Most consecutive road games lost
22 July 17, 2010-August 25, 2011

OVERTIME GAMES
Most overtime periods, game
3 at Phoenix, June 18, 2016

INDIVIDUAL

Most points, single game
53 Liz Cambage, vs. New York
July 17, 2018

Most consecutive games, 20 or more points
12 Arike Ogunbowale,
September 10, 2023-June 13, 2024

Most consecutive games, 10 or more points
65 Arike Ogunbowale,
July 30, 2019-September 5, 2021

Highest field goal percentage, game
(Minimum 8 field goals made)
1.000 Courtney Paris, vs. San Antonio,
July 17, 2014 (9/9)
Maddy Siegrist, at Connecticut,
May 31, 2024 (8/8)

Most field goals, none missed, game
9 Courtney Paris, vs. San Antonio,
July 17, 2014

Most field goal attempts, none made, game
11 Plenette Pierson, at Phoenix,
July 2, 2015

Most points by a rookie, single game
44 **Paige Bueckers, at Los Angeles**
August 20, 2025

Most field goals, game
17 Riquna Williams, at San Antonio,
September 8, 2013
Elizabeth Cambage, vs. New York,
July 17, 2018
Paige Bueckers, at Los Angeles,
August 20, 2025

FIELD GOAL ATTEMPTS
Most field goal attempts, game
30 Deanna Nolan, at San Antonio,
August 29, 2009 (ot)
Arike Ogunbowale, at Los Angeles,
May 26, 2024

THREE-POINT FIELD-GOAL PERCENTAGE
Most three-point field goals, none missed, game
5 Shanna Crossley, at New York,
August 19, 2010

Most three-point field goals, game
9 Arike Ogunbowale, vs. Indiana,
September 1, 2024

Most consecutive games, three-point field goals made
24 Marina Mabrey,
August 14, 2020-June 13, 2021
Arike Ogunbowale,
June 17-May 15, 2022
Arike Ogunbowale,
June 23-September 15, 2024 (current)

THREE-POINT FIELD GOAL ATTEMPTS
Most three-point field goal attempts, game
16 Arike Ogunbowale, at Chicago,
June 20, 2024
Arike Ogunbowale, vs. Indiana,
September 1, 2024

FREE THROW PERCENTAGE
Most free throws made, none missed, game
12 Tiffany Jackson, vs. Seattle,
June 21, 2011
Skylar Diggins, vs. Indiana, July 8, 2014
Odyssey Sims, vs. Indiana,
August 30, 2015
Arike Ogunbowale, vs. Washington,
August 21, 2020 (ot)

Most free throw attempts, none made, game
8 Cheryl Ford, at Charlotte,
August 6, 2005 (2 ot)

FREE THROWS MADE
Most free throws made, game
18 Riquna Williams, at Atlanta,
July 7, 2015

FREE THROW ATTEMPTS
Most free throw attempts, game
21 Swin Cash, vs. Miami,
June 28, 2002 (ot)
REBOUNDS
Most rebounds, game
22 Cheryl Ford, at San Antonio,
May 22, 2004

Most consecutive games, 10+ rebounds
9 Cheryl Ford, August 13, 2003-June 6, 2004

OFFENSIVE REBOUNDS
Most offensive rebounds, game
12 Cheryl Ford, at San Antonio,
May 22, 2004
Glory Johnson, vs. Phoenix,
June 16, 2013 (ot)

DEFENSIVE REBOUNDS
Most defensive rebounds, game
18 Cindy Brown, at Utah, August 10, 1998

ASSISTS
Most assists, game
14 Ivory Latta, vs. Los Angeles,
August 30, 2012
14 Arike Ogunbowale vs. New York
July 28, 2025
14 Paige Bueckers at Los Angeles
June 5, 2026

PERSONAL FOULS
Most personal fouls, game
6 Many times

DISQUALIFICATIONS
Fewest minutes, disqualified, game
9 Odyssey Sims, vs. Chicago, August 6, 2023

STEALS
Most steals, game
7 Alexis Hornbuckle, vs. Houston, May 17, 2008
6 Claudia Maria das Neves, vs.

BLOCKED SHOTS
Most blocked shots, game
7 **Awak Kuier, vs. Indiana**
August 20, 2026

TURNOVERS
Most turnovers, game
10 Tiffany Jackson, at Atlanta,
September 4, 2011
Arike Ogunbowale, at Minnesota,
June 2, 2024

Jose Fernandez

Head Coach

Jose Fernandez enters his first season as the Head Coach of the Dallas Wings.

A veteran leader, Fernandez brings nearly 35 years of coaching experience to Dallas, with the last 25 years spent as head coach of the University of South Florida women's basketball team. Fernandez helped build the Bulls into one of the most consistently successful programs in the nation.

A proven winner and established leader in player development, Fernandez earned nearly 500 career wins at USF while guiding more than 100 players into professional basketball careers worldwide. Under Fernandez, South Florida has had seven WNBA Draft selections, including current active players Courtney Williams of the Minnesota Lynx and Kitja Laksa of the Phoenix Mercury. In total, nearly 30 of Fernandez's former players are actively playing professionally in 2025-26.

Fenandez was hired as USF's Head Coach on Nov. 14, 2000, and would become the program's all-time winningest coach. Fernandez led the Bulls to 19 or more wins in 14 consecutive seasons and 19 post-season berths, including 10 NCAA Tournament appearances. Over the previous four seasons, he guided USF to two AAC Regular Season Championships and two AAC Tournament Championships.

Fernandez has recruited and coached 58 all-conference players, two Associated Press Honorable Mention All-Americans, three members of the USF Athletics Hall of Fame, two conference Players of the Year, one AAC Defensive Player of the Year, five conference Freshmen of the Year, two AAC Newcomers of the Year, two AAC Sixth Players of the Year, and four conference Most Improved Players.

Highly respected in the industry, the Miami native was a finalist for the 2021 WBCA Division I National Coach of the Year, a two-time American Athletic Conference Coach of the Year and is the current President of the Women's Basketball Coaches Association (WBCA).

Fernandez has also been active in international basketball. He has won two gold medals with USA Basketball's U18 and U19 National Teams, serving as an assistant coach. At USF, Fernandez has recruited and coached players from over 22 different countries.

Prior to his time at South Florida, Fernandez served as a men's basketball assistant coach at Miami-Dade College (1991-92) and Miami Sunset High School (1992-94), before becoming an assistant at Barry University (1994-96). After coaching girls' basketball at Lourdes Academy from 1996-99, Fernandez served as the top assistant for Barry's women's team from 1999-00.

Jose and his wife Tonya are proud parents to five daughters, Sydnie, Alex, Taylor, Brianna, and Brooke, and have eight rescue dogs.

ODYSSEY SIMS

POSITION: Guard
HEIGHT: 5-8
EXPERIENCE: 12 yrs
COLLEGE: Baylor
BIRTH DATE: 7/13/1992

1

	2026 HIGHS	CAREER HIGHS
PTS	20 at IND (5/9/26)	39 at SAN (7/22/14)
FGM	8 at IND (5/9/26)	15 at SAN (7/22/14)
FGA	13 at MIN (8/9/26)	27 (2x) last at LAS (8/17/21)
3FGM	3 at IND (8/14/26)	5 (3x) last at PHX (7/10/24)
3FGA	6 (2x) last at IND (8/14/26)	12 at MIN (8/16/14)
FTM	5 vs. CON (8/2/26)	15 at NYL (8/15/15)
FTA	5 vs. CON (8/2/26)	16 at NYL (8/15/15)
OR	1 (3x) last at GSV (8/17/26)	3 (7x) last at LVA (7/7/24)
DR	3 (2x) last vs. TOR (8/12/26)	7 (2x) last vs. CHI (6/10/18)
TR	2 (3x) last vs. CON (8/2/26)	7 (7x) last at ATL (8/28/20)
AST	6 vs. LAS (7/19/26)	13 at LVA (7/4/21)
STLS	2 (5x) last vs. TOR (8/12/26)	5 (3x) last vs. ATL (7/5/24)
BLKS	2 at CON (7/2/26)	2 (4x) last at CON (7/2/26)
MIN	31 at MIN (8/9/26)	46:55 at PHX (6/18/16)

*game started

DATE	OPP	MIN	PTS	FGM	FGA	FG%	3PM	3PA	3P%	FTM	FTA	FT%	OR	DR	TR	AST	STL	BLK	TOV	PF
5/9*	@IND	26	20	8	11	72.7	2	3	66.7	2	3	66.7	0	2	2	2	2	0	4	5
5/12*	ATL	23	7	3	8	37.5	1	3	33.3	0	0	0.0	0	1	1	4	0	0	1	2
5/14*	MIN	25	11	4	8	50.0	1	2	50.0	2	2	100	0	1	1	3	2	0	1	0
5/18*	WAS	16	0	0	3	0.0	0	1	0.0	0	0	0.0	0	0	0	4	0	0	4	4
5/20*	@CHI	19	4	2	6	33.3	0	1	0.0	0	0	0.0	0	0	0	3	1	0	0	0
5/22*	@ATL	21	14	5	6	83.3	1	2	50.0	3	3	100	0	1	1	5	2	0	1	2
5/24*	@NYL	8	0	0	0	0.0	0	0	0.0	0	0	0.0	0	0	0	2	0	0	0	0
5/28	LVA	6	2	0	0	0.0	0	0	0.0	2	2	100	0	1	1	0	0	0	2	0
6/1	SEA	21	2	1	5	20.0	0	0	0.0	0	2	0.0	0	2	2	4	1	0	1	0
6/5	@LAS	5	0	0	1	0.0	0	0	0.0	0	0	0.0	0	1	1	0	0	0	1	0
6/9	@MIN	OUT/NWT- LEFT ANKLE																		
6/11	PHX	OUT- LEFT ANKLE																		
6/13	@PDX	OUT/NWT- LEFT ANKLE																		
6/15	LVA	OUT- LEFT ANKLE																		
6/17	@GSV	OUT/NWT- LEFT ANKLE																		
6/20	CHI	OUT- LEFT ANKLE																		
6/22	@SEA	OUT/NWT- LEFT ANKLE																		
6/25	@LVA	OUT/NWT- LEFT ANKLE																		
6/28	MIN	OUT- LEFT ANKLE																		
7/2	@CON	12	2	1	4	25.0	0	0	0.0	0	0	0.0	0	1	1	4	0	2	2	0
7/5	@TOR	8	2	1	2	50.0	0	0	0.0	0	0	0.0	0	0	0	0	0	0	0	4
7/7	@NYL	12	8	2	5	40.0	0	1	0.0	4	4	100	0	1	1	0	0	0	0	1
7/10	@TOR	12	8	3	9	33.3	2	6	33.3	0	0	0.0	0	1	1	0	0	0	0	1
7/12	CHI	6	3	1	2	50.0	1	2	50.0	0	0	0.0	0	0	0	1	0	0	1	2
7/19	LAS	17	7	3	8	37.5	0	2	0.0	1	1	100	0	0	0	6	1	0	1	1
7/20*	NYL	21	5	2	4	50.0	1	1	100	0	0	0.0	0	2	2	1	0	0	1	1
7/22	@PDX	4	2	0	2	0.0	0	1	0.0	2	2	100	0	0	0	1	1	0	1	1
7/29	ATL	3	0	0	1	0.0	0	1	0.0	0	0	0.0	0	0	0	0	0	0	0	1
7/31	@WAS	7	0	0	3	0.0	0	1	0.0	0	0	0.0	1	0	1	0	0	0	0	1
8/2	CON	20	9	2	5	40.0	0	1	0.0	5	5	100	0	2	2	2	2	0	1	1
8/5	@WAS	10	0	0	0	0.0	0	0	0.0	0	0	0.0	0	1	1	3	0	0	0	2
8/7	GSV	25	3	0	4	0.0	0	1	0.0	3	4	75.0	0	2	2	4	0	0	0	2
8/9*	@MIN	31	17	7	13	53.8	1	4	25.0	2	2	100	0	3	3	4	0	0	3	0
8/12*	TOR	30	9	3	10	30.0	2	4	50.0	1	2	50.0	0	3	3	2	2	0	2	3
8/14*	@IND	23	11	3	7	42.9	3	6	50.0	2	2	100	1	1	2	2	0	0	2	2
8/17	@GSV	12	0	0	3	0.0	0	2	0.0	0	0	0.0	1	0	1	2	0	0	0	0
8/20	IND	16	2	0	3	0.0	0	1	0.0	2	2	100	0	0	0	3	2	0	2	1
8/23	SEA	4	0	0	2	0.0	0	1	0.0	0	0	0.0	0	0	0	0	0	0	0	1
8/25	PDX	5	0	0	1	0.0	0	0	0.0	0	0	0.0	0	0	0	0	0	0	0	0
8/30	CON	3	0	0	0	0.0	0	0	0.0	0	0	0.0	0	0	0	0	0	0	0	0
9/17	LAS	9	2	1	2	50.0	0	1	0.0	0	0	0.0	1	0	1	3	0	0	2	0
9/19	PHX																			
9/21	@PHX																			
9/23	@SEA																			

ACQUIRED:
Signed a one-year deal with the Dallas Wings on April 16. Originally drafted No. 2 overall in the 2014 WNBA Draft by the Tulsa Shock.

CAREER HIGHLIGHTS:
WNBA All-Star (2019)... All-WNBA Second Team (2019)... WNBA All-Rookie Team (2014)

2025 SEASON WITH LOS ANGELES AND INDIANA:
Appeared in 12 regular season games with Los Angeles, starting in 11... Averaged 9.8 points, 2.9 rebounds and 3.5 assists per game... Appeared in 12 regular season games for Indiana, starting in 10... Averaged 10.3 points, 1.8 rebounds, 4.0 assists and 0.6 steals per game... Led the Fever in assists (4.4) and steals (1.4) per game during postseason action and finished second on the team in scoring (14.4)...

2024 SEASON WITH DALLAS AND LOS ANGELES:
Appeared in nine regular season games for Dallas, starting in seven... Averaged 17.2 points, 2.9 rebounds, 5.6 assists and 1.7 steals per game.... Appeared in 15 regular season games for Los Angeles, starting in 10... Averaged 9.8 points, 1.7 rebounds, 5.1 assists and 0.9 steals per game....

2023 SEASON WITH DALLAS:
Appeared in 28 regular season games for the Wings... Averaged 1.9 points, 1.3 rebounds and 2.2 assists per game during the regular season.... Notched a season-high eight points and eight assists against New York on June 11...

2022 SEASON WITH MINNESOTA AND CONNECTICUT:
Played two games with the Minnesota Lynx before a mutual separation with the team... Signed a 7-day hardship contract with the Connecticut Sun on August 3rd, before ultimately signing a rest of season contract on August 10th... Appeared in five regular season contests for Connecticut... Finished the 2022 regular season with 48 points, 13 rebounds, 20 assists, eight steals and two blocks... Tallied a season-high 13 points off the bench in the loss to Chicago on 8/7... Appeared in all 12 playoff contests for the Sun... Finished the postseason with 43 points, 18 rebounds, 15 assists and five steals

PAIGE BUECKERS

POSITION: Guard
HEIGHT: 6-0
EXPERIENCE: 1 yr
COLLEGE: Connecticut
BIRTH DATE: 10/20/2001

5

	2026 HIGHS	CAREER HIGHS
PTS	34 at TOR (7/10/26)	44 at LAS (8/20/25)
FGM	14 vs. PHX (6/11/26)	17 at LAS (8/20/25)
FGA	23 at SEA (6/22/26)	24 vs LVA (7/16/25)
3FGM	6 vs. SEA (8/23/26)	6 vs. SEA (8/23/26)
3FGA	7 (2x) last at PDX (7/22/26)	7 (3x) last at MIN (6/9/26)
FTM	10 vs. MIN (5/14/26)	10 vs. MIN (5/14/26)
FTA	11 vs. MIN (5/14/26)	11 vs. MIN (5/14/26)
OR	3 vs. LAS (7/19/26)	3 (3x) last vs. LAS (7/19/26)
DR	8 vs. SEA (6/1/26)	8 vs. SEA (6/1/26)
TR	9 vs. SEA (6/1/26)	9 (2x) last vs. SEA (6/1/26)
AST	14 at LAS (6/5/26)	14 at LAS (6/5/26)
STLS	3 (2x) last at MIN (8/9/26)	4 (2x) last vs GSV (7/25/25)
BLKS	2 (3x) last at WAS (8/5/26)	3 at CHI (5/29/25)
MIN	38 (3x) last at TOR (7/10/26)	39:39 at WAS (6/22/25)

*game started

DATE	OPP	MIN	PTS	FGM	FGA	FG%	3PM	3PA	3P%	FTM	FTA	FT%	OR	DR	TR	AST	STL	BLK	TOV	PF
5/9*	@IND	32	20	8	10	80.0	1	3	33.3	3	6	50.0	0	3	3	4	1	0	1	2
5/12*	ATL	32	15	5	12	41.7	2	4	50.0	3	3	100	0	2	2	3	0	1	0	2
5/14*	MIN	31	27	7	13	53.8	3	4	75.0	10	11	90.9	0	3	3	8	0	0	3	2
5/18*	WAS	33	18	7	12	58.3	4	5	80.0	0	0	0.0	0	3	3	7	0	0	1	3
5/20*	@CHI	33	24	11	19	57.9	1	3	33.3	1	1	100	0	3	3	4	0	0	3	3
5/22*	@ATL	31	7	3	13	23.1	1	6	16.7	0	2	0.0	0	1	1	7	2	0	3	4
5/24*	@NYL	36	24	7	13	53.8	2	4	50.0	8	8	100	2	4	6	2	0	0	1	4
5/28*	LVA	38	20	8	18	44.4	2	6	33.3	2	3	66.7	1	2	3	6	0	2	3	2
6/1*	SEA	24	10	4	12	33.3	1	5	20.0	1	2	50.0	1	8	9	7	1	0	2	1
6/5*	@LAS	36	18	7	14	50.0	1	4	25.0	3	4	75.0	1	2	3	14	1	0	1	4
6/9*	@MIN	30	23	9	16	56.3	3	7	42.9	2	2	100	0	1	1	2	0	1	5	2
6/11*	PHX	32	31	14	20	70.0	3	5	60.0	0	0	0.0	1	5	6	5	1	0	2	3
6/13	@PDX	OUT- RIGHT ANKLE																		
6/15*	LVA	24	10	4	11	36.4	2	5	40.0	0	0	0.0	0	5	5	7	1	0	0	2
6/17*	@GSV	36	15	5	13	38.5	1	5	20.0	4	4	100	0	3	3	8	1	1	2	4
6/20*	CHI	36	19	7	16	43.8	1	5	20.0	4	4	100	1	6	7	8	2	1	2	1
6/22*	@SEA	38	27	12	23	52.2	3	6	50.0	0	0	0.0	1	4	5	5	1	0	2	1
6/25*	@LVA	37	25	11	19	57.9	0	3	0.0	3	3	100	0	2	2	6	3	0	1	3
6/28*	MIN	36	25	10	17	58.8	2	4	50.0	3	3	100	0	3	3	4	1	1	4	3
7/2*	@CON	37	25	9	14	64.3	2	5	40.0	5	6	83.3	1	6	7	7	0	0	4	5
7/5*	@TOR	31	22	9	16	56.3	1	3	33.3	3	3	100	1	2	3	7	0	0	2	3
7/7*	@NYL	33	15	5	15	33.3	1	5	20.0	4	4	100	1	6	7	6	0	2	1	1
7/10*	@TOR	38	34	13	22	59.1	2	5	40.0	6	6	100	1	5	6	6	2	0	1	2
7/12*	CHI	36	22	7	15	46.7	1	3	33.3	7	8	87.5	0	6	6	11	0	1	1	4
7/19*	LAS	32	25	10	18	55.6	2	4	50.0	3	3	100	3	1	4	5	0	0	4	2
7/20	NYL	OUT- REST																		
7/22*	@PDX	37	21	7	17	41.2	4	7	57.1	3	5	60.0	1	3	4	5	0	0	3	2
7/29*	ATL	37	16	6	11	54.5	1	5	20.0	3	5	60.0	1	3	4	6	1	1	5	4
7/31*	@WAS	34	23	9	18	50.0	2	5	40.0	3	3	100	1	4	5	2	0	1	0	0
8/2*	CON	25	6	3	9	33.3	0	1	0.0	0	0	0.0	1	2	3	4	0	0	1	1
8/5*	@WAS	37	17	6	15	40.0	3	6	50.0	2	2	100	0	5	5	4	0	2	0	4
8/7*	GSV	29	17	6	12	50.0	2	4	50.0	3	4	75.0	0	1	1	1	1	0	2	1
8/9*	@MIN	31	23	10	15	66.7	1	3	33.3	2	2	100	1	3	4	8	3	0	6	2
8/12*	TOR	34	22	7	18	38.9	1	5	20.0	7	7	100	0	3	3	8	3	0	1	4
8/14*	@IND	37	29	11	21	52.4	2	6	33.3	5	5	100	2	4	6	6	2	0	2	2
8/17*	@GSV	33	21	8	18	44.4	1	5	20.0	4	4	100	1	1	2	3	1	0	7	4
8/20*	IND	35	13	5	16	31.3	0	2	0.0	3	4	75.0	0	6	6	8	0	0	0	4
8/23*	SEA	26	32	12	16	75.0	6	6	100	2	2	100	1	3	4	4	1	0	3	1
8/25*	PDX	33	22	8	15	53.3	3	7	42.9	3	3	100	1	3	4	11	2	1	1	3
8/30*	CON	25	15	6	13	46.2	1	3	33.3	2	2	100	1	1	2	6	1	0	1	1
9/17*	LAS	26	19	8	13	61.5	1	5	20.0	2	2	100	0	6	6	3	2	0	4	2
9/19	PHX																			
9/21	@PHX																			
9/23	@SEA																			

ACQUIRED:
Selected No. 1 overall by the Dallas Wings in the 2025 WNBA Draft.

2025 SEASON WITH DALLAS:
Kia WNBA Rookie of the Year... All-WNBA Second Team... WNBA All-Rookie Team... WNBA All-Star.. Associated Press Rookie of the Year... Associated Press All-Rookie Team... AP All-WNBA Second Team... Averaged 19.2 points, 3.9 rebounds, 5.4 assists and 1.6 steals over 36 games, while shooting .477 from the field and .331 from three... Only player in the WNBA to finish in the top nine in scoring (5th), assists (9th) and steals (6th) among all players.... Her 20.3 efficiency rating was tops among all guards in the WNBA, ranked seventh overall, and she was the only rookie to finish in the top 19... Tallied the third-most points (692) and assists (194) by a rookie in WNBA history, while posting the highest single-game scoring performance ever by a rookie with her 44-point outing at the Los Angeles Sparks on August 20... Her 30-game double-digit scoring streak to start her career was the third-longest in WNBA history behind A'ja Wilson (33 games, 2018) and Candace Parker (32 games, 2008), while her 17 20-point games finished tied for fifth all-time... Set Wings franchise rookie records for points, points per game, assists, assists per game and points-assists double-doubles (2).... Became just the 10th rookie in league history to start a WNBA All-Star Game.... Set a league record for most All-Star Game fan votes ever received by a rookie with over 805,000 and received the second-most votes among all guards.

COLLEGE/OTHER:
Competed at Unrivaled during the 2026 season with Breeze Basketball Club... Played four seasons at the University of Connecticut from 2020-2025, missing the 2022-23 season due to an ACL tear in her left knee... 2025 National Champion... Wade Trophy winner (2025)... Honda Sports Award winner (2025)...AP Player of the Year (2021)... Naismith College Player of the Year (2021)... USBWA National Player of the Year (2021)... John R. Wooden Award winner (2021)... 3x Unanimous first-team All-American (2021, 2024, 2025)

ALYSHA CLARK

POSITION: Forward
HEIGHT: 5-11
EXPERIENCE: 13 yrs
COLLEGE: Middle Tennessee
BIRTH DATE: 7/7/1987

7

	2026 HIGHS	CAREER HIGHS
PTS	10 at TOR (7/10/26)	23 vs. NYL (6/5/16)
FGM	4 at TOR (7/10/26)	9 (2x) last at WAS (9/1/17)
FGA	4 at TOR (7/10/26)	14 at LVA (7/23/19)
3FGM	2 at TOR (7/10/26)	4 (7x) last at LAS (6/17/25)
3FGA	2 at TOR (7/10/26)	7 (5x) last vs. MIN (5/28/23)
FTM	3 (3x) last vs. IND (8/20/26)	8 at LAS (6/7/18)
FTA	4 (3x) last vs. IND (8/20/26)	8 (3x) last at LAS (6/7/18)
OR	2 (2x) last vs. IND (8/20/26)	6 vs. ATL (6/10/18)
DR	4 (3x) last vs. CON (8/30/26)	8 (5x) last at LAS (7/12/23)
TR	5 (2x) last vs. CON (8/30/26)	10 (2x) last vs. LAS (6/21/19)
AST	2 (4x) last at SEA (8/23/26)	7 at ATL (9/4/16)
STLS	1 (4x) last vs. LAS (9/17/26)	5 at LAS (6/7/18)
BLKS	1 (4x) last vs. LAS (9/17/26)	4 (2x) last at CHI (6/9/19)
MIN	25 at IND (8/14/26)	40:50 at LVA (6/25/22)

*game started

DATE	OPP	MIN	PTS	FGM	FGA	FG%	3PM	3PA	3P%	FTM	FTA	FT%	OR	DR	TR	AST	STL	BLK	TOV	PF
5/9	@IND	4	3	1	1	100	1	1	100	0	0	0.0	0	1	1	0	0	0	1	2
5/12	ATL	14	2	1	2	50.0	0	1	0.0	0	0	0.0	0	4	4	0	0	0	0	2
5/14	MIN	3	0	0	0	0.0	0	0	0.0	0	0	0.0	0	0	0	0	1	0	0	0
5/18	WAS	7	3	1	2	50.0	1	2	50.0	0	0	0.0	1	0	1	0	0	0	0	0
5/20	@CHI	DNP- COACH'S DECISION																		
5/22	@ATL	4	0	0	1	0.0	0	1	0.0	0	0	0.0	0	0	0	0	0	1	1	0
5/24	@NYL	DNP- COACH'S DECISION																		
5/28	LVA	18	6	1	2	50.0	1	2	50.0	3	4	75.0	0	0	0	1	0	0	1	4
6/1	SEA	18	6	1	3	33.3	1	3	33.3	3	4	75.0	2	3	5	1	1	0	0	4
6/5	@LAS	2	0	0	0	0.0	0	0	0.0	0	0	0.0	0	0	0	0	0	0	0	1
6/9	@MIN	14	0	0	5	0.0	0	4	0.0	0	0	0.0	0	1	1	0	1	0	1	1
6/11	PHX	5	0	0	1	0.0	0	1	0.0	0	0	0.0	0	0	0	1	0	0	0	2
6/13	@PDX	16	1	0	1	0.0	0	1	0.0	1	2	50.0	1	0	1	2	0	0	1	3
6/15	LVA	5	0	0	2	0.0	0	1	0.0	0	0	0.0	0	1	1	0	0	0	0	1
6/17	@GSV	DNP- COACH'S DECISION																		
6/20	CHI	OUT- LEFT LEG																		
6/22	@SEA	OUT- LEFT LEG																		
6/25	@LVA	8	0	0	1	0.0	0	1	0.0	0	0	0.0	0	1	1	0	0	0	1	2
6/28	MIN	DNP- COACH'S DECISION																		
7/2	@CON	DNP- COACH'S DECISION																		
7/5	@TOR	6	3	1	2	50.0	1	2	50.0	0	0	0.0	0	1	1	0	1	1	1	0
7/7	@NYL	DNP- COACH'S DECISION																		
7/10	@TOR	17	10	4	4	100	2	2	100	0	0	0.0	0	0	0	2	0	0	0	4
7/12	CHI	6	2	1	2	50.0	0	0	0.0	0	0	0.0	0	0	0	0	0	0	0	2
7/19	LAS	7	0	0	1	0.0	0	0	0.0	0	0	0.0	0	2	2	1	0	0	2	3
7/20	NYL	7	0	0	1	0.0	0	0	0.0	0	0	0.0	0	2	2	1	0	0	2	3
7/22	@PDX	DNP- COACH'S DECISION																		
7/29	ATL	DNP- COACH'S DECISION																		
7/31	@WAS	7	0	0	0	0.0	0	0	0.0	0	0	0.0	1	3	4	0	0	0	0	1
8/2	CON	17	1	0	1	0.0	0	1	0.0	1	2	50.0	0	3	3	1	1	0	1	3
8/5	@WAS	OUT- BACK																		
8/7	GSV	OUT- BACK																		
8/9	@MIN	OUT- BACK																		
8/12	TOR	16	6	2	3	66.7	1	1	100	1	1	100	0	0	0	0	0	0	0	2
8/14	@IND	25	4	1	3	33.3	0	2	0.0	2	2	100	1	1	2	1	0	1	0	4
8/17*	@GSV	21	3	1	2	50.0	1	1	100	0	0	0.0	0	4	4	2	0	0	3	2
8/20	IND	15	5	1	2	50.0	0	1	0.0	3	4	75.0	2	2	4	2	0	0	0	1
8/23	SEA	23	0	0	2	0.0	0	1	0.0	0	0	0.0	0	3	3	2	0	1	2	1
8/25	PDX	9	3	1	3	33.3	1	2	50.0	0	0	0.0	1	1	2	0	0	0	0	3
8/30	CON	19	8	3	3	100	2	2	100	0	2	0.0	1	4	5	1	0	0	0	3
9/17	LAS	10	9	3	3	100	1	1	100	2	3	66.7	0	2	2	1	1	1	0	2
9/19	PHX																			
9/21	@PHX																			
9/23	@SEA																			

ACQUIRED:
Signed with the Wings as a free agent on April 14, 2026.

CAREER HIGHLIGHTS:
3x WNBA Champion (Seattle 2018, 2020 and Las Vegas 2023)... WNBA Sixth Player of the Year (2023)...WNBA All-Defensive First Team (2020)... WNBA All-Defensive Second Team (2019)

2025 SEASON WITH SEATTLE AND WASHINGTON:
Appeared in 27 regular season games for the Storm, starting in 7... Averaged 3.5 points, 2.4 rebounds and 1.0 assists per game in Seattle.... Traded to the Mystics on August 5... Appeared in 15 regular season contests for the Mystics, starting in 8... Averaged 4.5 points, 3.5 rebounds and 1.5 assists per game in WW1 3ashington.

2024 SEASON WITH LAS VEGAS:
Appeared in 40 regular season games for the Aces... Averaged 6.0 points, 3.6 rebounds and 1.8 assists per game.

2023 SEASON WITH LAS VEGAS:
Won her 3rd WNBA Championship.. Named the WNBA and Associated Press Sixth Player of the Year... Scored a season-high 16 points on Sept. 2 vs. Seattle on 4 of 9 from the field, 4 of 6 from 3-point and 4 of 4 from the line... Scored in double figures 10 times

2022 SEASON WITH WASHINGTON:
Finished 1st in the WNBA in 2-point field goal percentage (.629)... Scored in double-figures on 9 occasions, including a season-high 20 points at Las Vegas on June 25

ALANNA SMITH

POSITION: Forward
HEIGHT: 5-11
EXPERIENCE: 13 yrs
COLLEGE: Middle Tennessee
BIRTH DATE: 7/7/1987

8

	2026 HIGHS	CAREER HIGHS
PTS	21 at WAS (8/5/26)	26 at WAS (6/24/25)
FGM	9 at WAS (8/5/26)	10 vs. WAS (8/8/25)
FGA	17 at WAS (8/5/26)	17 (2x) last at WAS (8/5/26)
3FGM	2 (4x) last vs. TOR (8/12/26)	5 at DAL (6/27/24)
3FGA	7 at WAS (8/5/26)	9 vs. WAS (8/8/25)
FTM	5 vs. GSV (8/7/26)	6 at WAS (6/24/25)
FTA	6 vs. GSV (8/7/26)	7 (2x) last vs. WAS (6/24/25)
OR	4 vs. GSV (8/7/26)	7 vs. LVA (6/17/25)
DR	8 (2x) last vs. TOR (8/12/26)	13 at SEA (7/22/23)
TR	11 (2x) last vs. TOR (8/12/26)	17 at SEA (7/22/23)
AST	5 vs. MIN (5/14/26)	7 (2x) last at NYL (8/10/25)
STLS	2 (7x) last at GSV (8/17/26)	6 at CHI (7/12/25)
BLKS	3 at WAS (8/5/26)	6 (2x) last at WAS (6/24/25)
MIN	35 at IND (8/14/26)	42:43 vs. SEA (5/17/24)

*game started

DATE	OPP	MIN	PTS	FGM	FGA	FG%	3PM	3PA	3P%	FTM	FTA	FT%	OR	DR	TR	AST	STL	BLK	TOV	PF
5/9*	@IND	20	6	2	6	33.3	0	1	0.0	2	2	100	1	2	3	2	2	1	2	4
5/12*	ATL	27	2	1	8	12.5	0	6	0.0	0	0	0.0	2	4	6	3	0	1	3	2
5/14*	MIN	27	6	3	6	50.0	0	1	0.0	0	1	0.0	2	2	4	5	2	1	2	3
5/18*	WAS	7	3	1	3	33.3	1	1	100	0	0	0.0	1	0	1	1	2	0	2	4
5/20*	@CHI	16	7	3	6	50.0	1	3	33.3	0	0	0.0	2	4	6	0	1	1	0	5
5/22*	@ATL	10	2	1	3	33.3	0	2	0.0	0	0	0.0	2	0	2	0	0	0	0	2
5/24*	@NYL	15	0	0	1	0.0	0	1	0.0	0	0	0.0	0	2	2	3	1	0	0	3
5/28	LVA	OUT- ILLNESS																		
6/1	SEA	22	5	2	6	33.3	0	3	0.0	1	2	50.0	0	4	4	3	0	0	4	4
6/5	@LAS	16	4	2	4	50.0	0	2	0.0	0	0	0.0	0	2	2	0	0	1	2	0
6/9	@MIN	9	0	0	2	0.0	0	1	0.0	0	0	0.0	1	1	2	1	2	0	1	1
6/11	PHX	16	2	1	2	50.0	0	0	0.0	0	0	0.0	2	3	5	1	0	0	2	2
6/13	@PDX	11	4	1	3	33.3	0	1	0.0	2	2	100	0	3	3	0	0	0	1	2
6/15	LVA	9	4	2	3	66.7	0	1	0.0	0	0	0.0	0	1	1	0	0	0	0	1
6/17	@GSV	16	5	2	4	50.0	1	3	33.3	0	0	0.0	0	3	3	0	0	1	0	1
6/20	CHI	5	3	1	1	100	1	1	100	0	0	0.0	0	0	0	0	2	0	1	2
6/22	@SEA	OUT/NWT- FACE																		
6/25	@LVA	OUT/NWT- CONCUSSION																		
6/28	MIN	OUT- CONCUSSION																		
7/2	@CON	14	11	4	6	66.7	2	3	66.7	1	3	33.3	1	2	3	0	0	0	0	2
7/5	@TOR	14	2	0	2	0.0	0	2	0.0	2	2	100	3	1	4	1	1	1	0	2
7/7	@NYL	16	8	3	8	37.5	1	3	33.3	1	1	100	1	4	5	1	0	0	1	2
7/10	@TOR	8	0	0	1	0.0	0	0	0.0	0	0	0.0	0	0	0	0	0	0	1	1
7/12	CHI	6	2	1	3	33.3	0	0	0.0	0	1	0.0	0	1	1	0	0	0	0	0
7/19	LAS	OUT- RIGHT LEG																		
7/20	NYL	OUT- RIGHT LEG																		
7/22	@PDX	OUT- RIGHT LEG																		
7/29	ATL	DNP- COACH'S DECISION																		
7/31	@WAS	18	11	4	6	66.7	1	3	33.3	2	2	100	1	4	5	0	0	0	0	6
8/2*	CON	14	3	1	6	16.7	1	2	50.0	0	0	0.0	0	3	3	1	0	2	2	3
8/5*	@WAS	32	21	9	17	52.9	2	7	28.6	1	5	20.0	3	8	11	1	2	3	3	5
8/7*	GSV	27	11	2	6	33.3	2	5	40.0	5	6	83.3	4	2	6	0	1	0	1	1
8/9*	@MIN	27	11	5	13	38.5	1	4	25.0	0	0	0.0	3	5	8	0	1	0	1	2
8/12*	TOR	33	13	5	7	71.4	2	4	50.0	1	2	50.0	3	8	11	4	1	1	1	1
8/14*	@IND	35	8	4	11	36.4	0	4	0.0	0	0	0.0	2	5	7	2	1	1	2	3
8/17*	@GSV	30	13	6	9	66.7	1	3	33.3	0	0	0.0	0	5	5	2	2	0	2	1
8/20*	IND	10	0	0	0	0.0	0	0	0.0	0	0	0.0	1	1	2	0	0	0	1	5
8/23*	SEA	22	9	3	3	100	0	0	0.0	3	3	100	0	4	4	0	1	1	1	0
8/25*	PDX	24	10	4	4	100	1	1	100	1	1	100	0	5	5	2	1	0	2	2
8/30*	CON	17	7	2	4	50.0	0	1	0.0	3	4	75.0	1	1	2	0	0	0	0	4
9/17	LAS	OUT- LOWER LEFT LEG																		
9/19	PHX																			
9/21	@PHX																			
9/23	@SEA																			

ACQUIRED:
Signed a mult-year agreement with the Wings as a free agent on April 12, 2026.

CAREER HIGHLIGHTS:
WNBA Co-Defensive Player of the Year (2025)... WNBA All-Defensive First Team (2025)... WNBA All-Defensive Second Team (2024)...WNBA Commissioner's Cup Champion (2024)...

2025 SEASON WITH MINNESOTA:
Appeared and started in 42 regular-season games for the Lynx and averaged 9.6 points on 48.5-percent shooting, along with 5.1 rebounds, 2.9 assists, 1.9 blocks, and 1.3 steals in 26.3 minutes per contest... voted the 2025 WNBA Co-Defensive Player of the Year and named to the WNBA All-Defensive First Team following breakout season... finished third in the league in both blocks per game and total blocks (80) in 2025, setting career highs in both categories... her 80 blocks established a Lynx single-season franchise record as she became just the eighth player in league history to record 80 or more blocks in a season... 2025 featured several standout performances, including a career-best six steals on July 12 against Chicago and a six-block game on June 24 against Washington, tying her career high and Minnesota franchise high for most blocks in a regular-season game... closed the regular season as the only player in the WNBA to record at least 400 points, 200 rebounds, 100 assists, 80 blocks, and 50 three-point field goals.

OVERSEAS/INTERNATIONAL/OTHER:
Joined Mist Basketball Club at Unrivaled alongside Wings teammates Arike Ogunbowale and Li Yueru, winning the 2026 Unrivaled championship... longtime member of the Australian National Team, most recently helping the Opals to a perfect 5–0 record at the 2026 FIBA World Cup Qualifiers in Istanbul...

AZIAHA JAMES

POSITION: Guard
HEIGHT: 5-10
EXPERIENCE: 1 yr
COLLEGE: NC State
BIRTH DATE: 11/19/2002

10

	2026 HIGHS	CAREER HIGHS
PTS	19 at MIN (8/9/26)	28 vs PHX (7/3/25)
FGM	7 (3x) last at MIN (8/9/26)	10 vs PHX (7/3/25)
FGA	18 at PDX (6/13/26)	20 vs PHX (7/3/25)
3FGM	3 at IND (5/9/26)	5 vs PHX (7/3/25)
3FGA	7 at PDX (6/13/26)	9 vs PHX (7/3/25)
FTM	7 vs. GSV (8/7/26)	7 (3x) last vs. GSV (8/7/26)
FTA	11 vs. GSV (8/7/26)	11 vs. GSV (8/7/26)
OR	2 (5x) last vs. GSV (8/7/26)	5 at NYL (8/5/25)
DR	5 at PDX (6/13/26)	7 at LVA (8/17/25)
TR	6 at PDX (6/13/26)	9 vs. PHX (9/11/25)
AST	6 at SEA (6/22/26)	6 (3x) last at SEA (6/22/26)
STLS	3 (3x) last vs. CON (8/30/26)	4 at CHI (7/9/25)
BLKS	2 vs. NYL (7/20/26)	2 (2x) last vs. NYL (7/20/26)
MIN	34 at PDX (6/13/26)	38:26 vs PHX (7/3/25)

*game started

DATE	OPP	MIN	PTS	FGM	FGA	FG%	3PM	3PA	3P%	FTM	FTA	FT%	OR	DR	TR	AST	STL	BLK	TOV	PF
5/9	@IND	16	10	3	5	60.0	3	3	100	1	1	100	0	2	2	2	0	1	2	2
5/12	ATL	15	6	2	10	20.0	0	5	0.0	2	2	100	1	1	2	0	2	1	0	4
5/14	MIN	11	4	1	3	33.3	0	0	0.0	2	2	100	1	1	2	0	2	0	1	1
5/18	WAS	7	8	2	6	33.3	1	2	50.0	3	3	100	0	2	2	0	1	0	0	2
5/20	@CHI	8	4	2	5	40.0	0	0	0.0	0	0	0.0	2	2	4	0	1	0	1	2
5/22	@ATL	18	6	2	6	33.3	1	4	25.0	1	2	50.0	0	4	4	5	3	1	1	3
5/24	@NYL	4	2	1	2	50.0	0	0	0.0	0	0	0.0	1	0	1	0	0	0	0	0
5/28	LVA	6	2	1	3	33.3	0	1	0.0	0	0	0.0	0	1	1	1	0	0	0	1
6/1	SEA	18	18	7	14	50.0	1	2	50.0	3	4	75.0	2	1	3	1	0	0	0	3
6/5	@LAS	10	3	1	4	25.0	0	2	0.0	1	3	33.3	0	1	1	3	1	0	0	4
6/9	@MIN	16	9	4	13	30.8	1	2	50.0	0	0	0.0	1	4	5	0	0	0	0	1
6/11	PHX	17	7	3	9	33.3	0	3	0.0	1	1	100	0	1	1	4	3	0	1	4
6/13*	@PDX	34	17	6	18	33.3	1	7	14.3	4	6	66.7	1	5	6	4	2	0	1	1
6/15	LVA	12	10	4	5	80.0	0	0	0.0	2	3	66.7	2	2	4	1	2	0	0	0
6/17	@GSV	6	2	1	3	33.3	0	2	0.0	0	0	0.0	0	2	2	0	2	0	1	0
6/20	CHI	6	4	2	3	66.7	0	0	0.0	0	0	0.0	1	2	3	1	0	0	1	0
6/22	@SEA	24	18	7	11	63.6	1	1	100	3	5	60.0	1	5	6	6	2	0	0	4
6/25	@LVA	13	8	3	5	60.0	0	2	0.0	2	2	100	0	1	1	3	1	1	3	2
6/28	MIN	11	2	0	4	0.0	0	1	0.0	2	2	100	0	1	1	0	0	0	1	1
7/2	@CON	12	4	2	4	50.0	0	1	0.0	0	0	0.0	0	3	3	0	0	0	0	3
7/5	@TOR	10	3	1	4	25.0	0	0	0.0	1	1	100	1	3	4	0	0	0	1	0
7/7	@NYL	9	5	2	5	40.0	1	2	50.0	0	0	0.0	0	0	0	0	0	0	1	1
7/10	@TOR	4	0	0	1	0.0	0	0	0.0	0	0	0.0	2	0	2	1	0	0	0	1
7/12	CHI	6	0	0	3	0.0	0	1	0.0	0	0	0.0	0	0	0	0	0	0	0	0
7/19	LAS	7	5	2	4	50.0	0	1	0.0	1	2	50.0	0	1	1	0	0	0	1	1
7/20	NYL	8	4	1	3	33.3	0	0	0.0	2	2	100	1	1	2	1	0	2	1	2
7/22	@PDX	7	1	0	2	0.0	0	1	0.0	1	2	50.0	0	2	2	1	2	1	0	0
7/29	ATL	3	0	0	1	0.0	0	0	0.0	0	0	0.0	0	1	1	0	0	0	0	0
7/31	@WAS	3	1	0	1	0.0	0	1	0.0	1	2	50.0	0	1	1	1	0	0	1	2
8/2	CON	12	6	2	7	28.6	0	1	0.0	2	2	100	0	2	2	2	1	0	2	1
8/5	@WAS	5	3	1	1	100	1	1	100	0	0	0.0	0	0	0	0	0	0	0	1
8/7*	GSV	27	13	3	12	25.0	0	5	0.0	7	11	63.6	2	2	4	1	0	1	1	1
8/9*	@MIN	15	19	7	10	70.0	1	1	100	4	5	80.0	1	5	6	2	0	0	2	1
8/12	TOR	12	2	1	5	20.0	0	2	0.0	0	0	0.0	0	3	3	1	0	1	0	4
8/14	@IND	OUT/NWT- LOWER LEFT LEG																		
8/17	@GSV	OUT/NWT- LOWER LEFT LEG																		
8/20	IND	OUT- LOWER LEFT LEG																		
8/23	SEA	OUT- LOWER LEFT LEG																		
8/25	PDX	OUT- LOWER LEFT LEG																		
8/30	CON	13	9	4	7	57.1	1	1	100	0	0	0.0	1	1	2	2	3	0	1	1
9/17	LAS	17	10	3	6	50.0	2	5	40.0	2	2	100	0	1	1	1	2	0	2	2
9/19	PHX																			
9/21	@PHX																			
9/23	@SEA																			

ACQUIRED:
Drafted No. 12 overall by the Dallas Wings in the 2025 WNBA Draft

2025 SEASON WITH DALLAS:
Appeared in 38 regular season games for the Wings, starting in eight... Averaged 7.5 points, 2.9 rebounds, 1.6 assists and 0.6 steals per game during her rookie season... Recorded a career-high 28 points, going a career-best 5/9 from three-point territory on July 3 against Phoenix... Became the fifth rookie in WNBA history to total 25+ points, 5+ assists, 5+ rebounds, and 5+ 3-pointers made in a game and the first rookie in franchise history to reach those markers on July 3 against Phoenix... Logged three 20+ point outings and 12 10+ point scoring games in 2025... Made first career start against Golden State on June 17.

COLLEGE/OTHER:
Competed at Unrivaled during the 2026 season in the Development Pool... one of two NC State players to be drafted in the first round in the same draft in school history… led the Wolfpack in scoring in her final two seasons (2023-24, 2024-25), posted a career-best 17.9 points per game with 4.9 rebounds and 2.6 assists in her senior year (24-25) … two-time All-ACC First Team honoree … tabbed as an All-America Honorable Mention by the Associated Press, Women's Basketball Coaches Association and U.S. Basketball Writers Association (24-25) … 19th member of NC State's 1,500-point club, with 1,589, 477 rebounds, 289 assists and 132 steals …entered the 2024-25 season on the Naismith Player of the Year Watch List … made both the Naismith Player of the Year and Ann Meyers Drysdale Player of the Year Midseason Watch Lists … finished her career scoring 184 points in tournament games, the second most in program history ... finished her career with a 103-27 record (.792) at NC State.

CHRISTYN WILLIAMS

POSITION: Guard
HEIGHT: 5-11
EXPERIENCE: 1 yr
COLLEGE: Connecticut
BIRTH DATE: 5/20/2000

13

	2026 HIGHS	CAREER HIGHS
PTS	1 vs. CON (8/30/26)	9 at MIN (9/1/25)
FGM	-	2 (2x) last at LAS (9/7/25)
FGA	2 (2x) last vs. LAS (9/17/26)	7 at MIN (9/1/25)
3FGM	-	1 at MIN (9/1/25)
3FGA	1 vs. CON (8/30/26)	2 at MIN (9/1/25)
FTM	1 vs. CON (8/30/26)	4 at MIN (9/1/25)
FTA	2 vs. CON (8/30/26)	6 at MIN (9/1/25)
OR	-	2 at MIN (9/1/25)
DR	1 (2x) last vs. LAS (9/17/26)	2 at LAS (9/7/25)
TR	1 (2x) last vs. LAS (9/17/26)	2 (2x) last at LAS (9/7/25)
AST	1 vs. LAS (9/17/26)	2 at MIN (9/1/25)
STLS	-	-
BLKS	1 vs. LAS (9/17/26)	1 vs. LAS (9/17/26)
MIN	6 vs. LAS (9/17/26)	18 at MIN (9/1/25)

*game started

DATE	OPP	MIN	PTS	FGM	FGA	FG%	3PM	3PA	3P%	FTM	FTA	FT%	OR	DR	TR	AST	STL	BLK	TOV	PF
8/17	@GSV	OUT- COACH'S DECISION																		
8/20	IND	OUT- COACH'S DECISION																		
8/23	SEA	OUT- COACH'S DECISION																		
8/25	PDX	OUT- COACH'S DECISION																		
8/30	CON	5	1	0	2	0.0	0	1	0.0	1	2	50.0	0	1	1	0	0	0	0	0
9/17	LAS	6	0	0	2	0.0	0	0	0.0	0	0	0.0	0	1	1	1	0	1	0	0
9/19	PHX																			
9/21	@PHX																			
9/23	@SEA																			

ACQUIRED:
Signed a developmental contract with the Dallas Wings on August 14.

2025 SEASON WITH DALLAS:
Signed a hardship contract with the Wings last August, appearing in four games and averaging 4.3 points, 1.0 rebounds and 0.8 assists. Tallied a career-high nine points at Minnesota on September 1.

COLLEGE — Connecticut — CAREER HONORS
2022 Ann Meyers Drysdale National Shooting Guard of the Year...2022 NCAA Tournament Bridgeport All-Region..2022 BIG EAST Tournament Most Outstanding Player..2022 All-BIG EAST First Team...2021 NCAA Tournament River Walk All-Region...2021 BIG EAST All-Tournament Team...2021 All-BIG EAST First Team...2020 American Athletic Conference All-Tournament Team...2020 American Athletic Conference First Team...2019 American Athletic Conference All-Tournament Team...2019 American Athletic Conference Freshman of the Year...2019 American Athletic Conference All-Freshman Team

IN THE UCONN RECORD BOOKS
No. 15 in career points (1,850)

HIGH SCHOOL — Ranked the No. 1 recruit in the Class of 2018 according to ESPN ... 2018 Gatorade National Player of the Year ... 2018 Naismith Player of the Year ... 2018 WBCA High School Player of the Year ... three-time Gatorade Arkansas Player of the Year in 2016, '17, '18 ... 2018 McDonald's All-American

PERSONAL — Daughter of Cheryl and Sherman Williams … has five older siblings: Timothy, Andrew, Shelly, Amanda and Timia … brother, Timothy, played baseball at Crowder College … began playing basketball at 3 years old

MADDY SIEGRIST

POSITION: Forward
HEIGHT: 6-2
EXPERIENCE: 3 yrs
COLLEGE: Villanova
BIRTH DATE: 05/22/2000

20

	2026 HIGHS	CAREER HIGHS
PTS	17 vs. MIN (5/14/26)	23 (2x) last at ATL 8/29/25
FGM	7 (2x) last at LAS (6/5/26)	11 at LVA 8/17/25
FGA	11 vs. MIN (5/14/26)	17 at MIN 6/17/24
3FGM	3 vs. NYL (7/26/20)	3 (2x) last vs. NYL (7/20/26)
3FGA	6 at PDX (7/22/26)	6 at PDX (7/22/26)
FTM	6 vs. MIN (6/28/26)	6 vs. MIN (6/28/26)
FTA	7 vs. MIN (6/28/26)	7 vs. MIN (6/28/26)
OR	6 vs. SEA (6/1/26)	7 at PHO 5/25/24
DR	5 (3x) last at PDX (7/22/26)	7 vs MIN 6/8/25
TR	9 vs. SEA (6/1/26)	11 vs MIN 6/8/25
AST	3 vs. TOR (8/12/26)	4 at PHO 5/25/24
STLS	4 at LAS (6/5/26)	4 at LAS (6/5/26)
BLKS	2 vs. TOR (8/12/26)	3 (2x) last at LAS 8/20/25
MIN	26 at PDX (7/22/26)	47:35 vs. PHO 6/9/24

*game started

DATE	OPP	MIN	PTS	FGM	FGA	FG%	3PM	3PA	3P%	FTM	FTA	FT%	OR	DR	TR	AST	STL	BLK	TOV	PF
5/9	@IND	18	7	3	7	42.9	1	3	33.3	0	0	0.0	0	3	3	1	0	0	0	3
5/12	ATL	8	2	1	3	33.3	0	1	0.0	0	0	0.0	0	3	3	0	0	0	0	1
5/14	MIN	16	17	7	11	63.6	0	3	0.0	3	3	100	0	4	4	1	0	1	0	1
5/18	WAS	20	10	4	9	44.4	2	4	50.0	0	0	0.0	0	0	0	2	0	0	0	3
5/20	@CHI	7	0	0	1	0.0	0	1	0.0	0	0	0.0	0	1	1	0	1	0	0	0
5/22	@ATL	17	5	2	8	25.0	1	1	100	0	0	0.0	2	0	2	1	0	1	0	1
5/24	@NYL	6	2	1	1	100	0	0	0.0	0	0	0.0	0	1	1	0	1	1	1	1
5/28*	LVA	17	8	3	7	42.9	2	3	66.7	0	0	0.0	2	5	7	1	0	0	0	2
6/1*	SEA	22	9	3	10	30.0	1	2	50.0	2	2	100	6	3	9	2	1	0	0	1
6/5*	@LAS	24	16	7	10	70.0	2	2	100	0	0	0.0	2	2	4	0	4	1	1	3
6/9*	@MIN	22	4	2	6	33.3	0	1	0.0	0	0	0.0	2	5	7	2	1	1	1	0
6/11*	PHX	14	0	0	3	0.0	0	0	0.0	0	0	0.0	0	2	2	0	0	0	2	0
6/13*	@PDX	14	5	2	4	50.0	1	3	33.3	0	0	0.0	1	1	2	2	0	0	0	1
6/15	LVA	9	5	2	2	100	1	1	100	0	0	0.0	0	1	1	0	0	0	0	2
6/17	@GSV	7	1	0	0	0.0	0	0	0.0	1	2	50.0	0	2	2	0	0	0	0	3
6/20	CHI	12	9	3	6	50.0	2	3	66.7	1	2	50.0	1	2	3	0	0	0	0	3
6/22	@SEA	13	7	3	5	60.0	1	2	50.0	0	0	0.0	0	0	0	1	0	0	0	1
6/25	@LVA	12	2	1	3	33.3	0	2	0.0	0	0	0.0	0	1	1	0	0	1	0	3
6/28	MIN	24	12	3	4	75.0	0	1	0.0	6	7	85.7	3	2	5	2	0	0	1	2
7/2	@CON	13	7	3	6	50.0	1	3	33.3	0	0	0.0	0	3	3	0	2	1	0	3
7/5	@TOR	8	2	0	1	0.0	0	0	0.0	2	2	100	0	0	0	0	0	0	1	0
7/7	@NYL	DNP- COACH'S DECISION																		
7/10	@TOR	3	0	0	1	0.0	0	1	0.0	0	0	0.0	0	0	0	0	0	0	0	0
7/12	CHI	9	5	2	2	100	1	1	100	0	0	0.0	0	0	0	1	0	0	0	1
7/19	LAS	12	3	1	2	50.0	1	2	50.0	0	0	0.0	0	2	2	0	1	0	0	1
7/20	NYL	11	13	5	7	71.4	3	3	100	0	0	0.0	1	2	3	0	0	0	0	0
7/22	@PDX	26	14	5	10	50.0	2	6	33.3	2	2	100	0	5	5	2	1	0	0	2
7/29	ATL	DNP- COACH'S DECISION																		
7/31	@WAS	9	4	2	6	33.3	0	3	0.0	0	0	0.0	2	0	2	2	0	1	0	1
8/2	CON	17	4	2	4	50.0	0	2	0.0	0	0	0.0	0	2	2	2	0	0	2	2
8/5	@WAS	DNP- COACH'S DECISION																		
8/7	GSV	15	5	1	4	25.0	0	1	0.0	3	4	75.0	3	4	7	0	1	0	0	3
8/9	@MIN	6	5	2	3	66.7	1	1	100	0	0	0.0	0	0	0	0	0	0	0	1
8/12	TOR	13	7	3	6	50.0	1	2	50.0	0	0	0.0	2	2	4	3	1	2	0	3
8/14	@IND	13	5	2	5	40.0	1	2	50.0	0	0	0.0	1	0	1	2	0	1	0	1
8/17	@GSV	16	7	3	5	60.0	1	2	50.0	0	0	0.0	0	3	3	0	0	1	0	3
8/20	IND	16	2	1	5	20.0	0	1	0.0	0	0	0.0	0	2	2	0	0	0	0	1
8/23	SEA	21	9	4	8	50.0	0	2	0.0	1	1	100	1	3	4	3	1	0	0	1
8/25	PDX	20	9	3	7	42.9	1	3	33.3	2	2	100	3	1	4	2	0	2	1	3
8/30	CON	16	11	5	7	71.4	1	2	50.0	0	0	0.0	0	2	2	1	0	0	0	3
9/17*	LAS	23	12	5	10	50.0	2	5	40.0	0	0	0.0	1	1	2	1	1	1	0	3
9/19	PHX																			
9/21	@PHX																			
9/23	@SEA																			

ACQUIRED:
Drafted No. 3 overall by the Dallas Wings in the 2023 WNBA Draft.

2025 SEASON WITH DALLAS:
Appeared in 26 regular season games for the Wings, starting in 15... Averaged a career-best 12.7 points, 4.3 rebounds and 0.7 steals and 0.6 blocks per game. Also dished out 0.8 assists per game.... Missed 18 games from 6/13-8/1 with a right knee injury... Logged a career-high 23 points on two occasions- August 17 against Las Vegas and August 29 against Atlanta... Grabbed a career-high 11 rebounds and recorded her first career double-double with 15 points on June 8 against Minnesota... Tallied a career-high three steals on August 24 against Golden State... Notched a career-high three three-point fields goals on four occasions- August 12 against Indiana, August 20 against Los Angeles, August 29 against Atlanta and September 4 against Golden State... Added 11 points and a game-high eight rebounds in first start of season against Chicago on May 31.

2024 SEASON WITH DALLAS:
Breakout second season in the WNBA … bumped scoring average from 3.7 as a rookie to 9.4 for a 5.7 increase – third highest among all WNBA players between 2023 and 2024 … scoring ranking jumped 44 spots from 89 to 45 - second highest improvement in ranking in the WNBA between 2023 and 2024 … started 13 of 27 games played … missed 13 games in the middle of the season due to a broken finger … set single-game career highs in every statistical category, including points (22 on 5/25 at PHX), rebounds (9 on 5/25 at PHX), assists (4 on 5/25 at PHX) and blocks (3 on 5/15 vs. CHI) … made her first career start on 05/18 against the Chicago Sky, scoring 6 points

2023 SEASON WITH DALLAS:
Siegrist finished with nine points against Minnesota (8/24) ... was efficient in Washington (8/20), scoring 11 points on 5-7 (71.4%) shooting ... recorded double-digit scoring for the third time this season with 10 points on 5-6 (83.3%) shooting versus Chicago (8/4) ... recorded seven points and two rebounds in Seattle (8/2) ... totaled 10 points off the bench versus Washington (7/28)... totaled a career-high 14 points and eight rebounds against Phoenix (6/7)... went 2-2 from three in Chicago (5/28).

INTERNATIONAL – 2024 USA 3×3 Women's AmeriCup Team selection.

ARIKE OGUNBOWALE

POSITION: Guard
HEIGHT: 5-8
EXPERIENCE: 7 yrs
COLLEGE: Notre Dame
BIRTH DATE: 03/02/1997

24

	2026 HIGHS	CAREER HIGHS
PTS	32 vs. IND (8/20/26)	41 vs. SEA (6/17/23)
FGM	12 vs. IND (8/20/26)	14 at CHI (5/29/25)
FGA	24 vs. NYL (7/20/26)	30 at LAS (5/26/24)
3FGM	6 at LAS (6/5/26)	9 vs. IND 9/1/24
3FGA	13 at NYL (5/24/26)	16 (2x) last vs. IND (9/1/24)
FTM	13 vs. TOR (8/12/26)	13 vs. TOR (8/12/26)
FTA	14 vs. TOR (8/12/26)	16 at PHX (8/10/19)
OR	4 vs. SEA (6/1/26)	4 (2x) last vs. SEA (6/1/26)
DR	6 at PDX (6/13/26)	7 (2x) last at PHO (5/25/24)
TR	6 (5x) last at IND (8/14/26)	8 (2x) last vs IND (9/1/24)
AST	7 (2x) last at TOR (7/10/26)	14 vs NYL (7/28/25)
STLS	4 vs. ATL (7/29/26)	6 (2x) last at CON (5/27/25)
BLKS	1 (2x) last vs. WAS (7/31/26)	2 (2x) last vs MIN (6/8/25)
MIN	38 (2x) last vs. NYL (7/20/26)	50:00 vs. PHO (6/9/24)

*game started

DATE	OPP	MIN	PTS	FGM	FGA	FG%	3PM	3PA	3P%	FTM	FTA	FT%	OR	DR	TR	AST	STL	BLK	TOV	PF
5/9*	@IND	29	22	8	15	53.3	3	7	42.9	3	3	100	0	1	1	5	0	0	3	5
5/12*	ATL	36	20	7	15	46.7	0	4	0.0	6	7	85.7	0	4	4	1	1	0	2	2
5/14*	MIN	30	6	2	11	18.2	1	4	25.0	1	1	100	3	1	4	1	0	0	1	3
5/18*	WAS	33	16	4	10	40.0	2	5	40.0	6	6	100	0	0	0	3	3	0	0	0
5/20*	@CHI	32	23	7	16	43.8	4	6	66.7	5	5	100	0	2	2	5	0	0	1	2
5/22*	@ATL	25	2	1	11	9.1	0	5	0.0	0	0	0.0	0	0	0	1	0	1	2	2
5/24*	@NYL	38	19	5	20	25.0	5	13	38.5	4	6	66.7	0	4	4	5	1	0	3	2
5/28*	LVA	18	1	0	4	0.0	0	1	0.0	1	1	100	0	0	0	2	0	0	1	2
6/1*	SEA	18	9	2	13	15.4	0	5	0.0	5	6	83.3	4	1	5	0	1	0	1	0
6/5*	@LAS	34	30	10	21	47.6	6	11	54.5	4	5	80.0	3	3	6	6	0	0	3	3
6/9*	@MIN	28	16	4	8	50.0	2	4	50.0	6	6	100	1	2	3	6	3	0	0	3
6/11*	PHX	29	2	1	9	11.1	0	3	0.0	0	0	0.0	1	5	6	1	2	0	4	2
6/13*	@PDX	35	22	7	16	43.8	2	7	28.6	6	8	75.0	0	6	6	2	0	0	2	2
6/15*	LVA	30	22	6	16	37.5	5	11	45.5	5	6	83.3	1	3	4	7	2	0	0	2
6/17*	@GSV	28	21	7	11	63.6	3	3	100	4	4	100	0	2	2	3	1	0	0	2
6/20*	CHI	32	12	4	11	36.4	3	5	60.0	1	2	50.0	1	2	3	1	1	0	1	2
6/22*	@SEA	20	4	1	5	20.0	0	3	0.0	2	2	100	0	2	2	4	0	0	1	1
6/25*	@LVA	29	4	1	10	10.0	0	5	0.0	2	2	100	0	1	1	2	0	0	1	4
6/28*	MIN	26	5	1	9	11.1	1	3	33.3	2	2	100	1	3	4	0	1	0	2	1
7/2*	@CON	26	9	3	10	30.0	3	9	33.3	0	0	0.0	0	2	2	1	1	0	1	3
7/5*	@TOR	27	10	4	13	30.8	1	7	14.3	1	1	100	3	3	6	2	0	0	0	2
7/7*	@NYL	32	8	3	8	37.5	0	4	0.0	2	2	100	1	0	1	1	1	0	1	4
7/10*	@TOR	30	20	6	11	54.5	1	3	33.3	7	7	100	1	2	3	7	0	0	0	2
7/12*	CHI	30	17	6	14	42.9	2	6	33.3	3	4	75.0	1	2	3	1	1	0	1	0
7/19*	LAS	31	20	7	13	53.8	1	4	25.0	5	6	83.3	1	1	2	1	2	0	2	3
7/20*	NYL	38	29	9	24	37.5	3	5	60.0	8	8	100	1	4	5	6	1	0	1	4
7/22*	@PDX	35	24	8	12	66.7	3	5	60.0	5	6	83.3	1	2	3	6	0	0	2	3
7/29*	ATL	38	24	9	16	56.3	1	1	100	5	5	100	2	4	6	5	4	0	3	5
7/31*	@WAS	31	20	7	13	53.8	3	8	37.5	3	4	75.0	0	2	2	2	2	1	3	1
8/2*	CON	23	15	7	9	77.8	1	3	33.3	0	0	0.0	0	5	5	5	1	0	1	0
8/5*	@WAS	33	15	4	10	40.0	2	4	50.0	5	6	83.3	1	2	3	5	0	0	2	4
8/7*	GSV	27	5	2	10	20.0	1	6	16.7	0	0	0.0	2	2	4	1	2	0	3	2
8/9*	@MIN	28	5	2	4	50.0	1	2	50.0	0	0	0.0	0	0	0	4	1	0	4	1
8/12*	TOR	35	21	4	12	33.3	0	5	0.0	13	14	92.9	0	2	2	5	1	0	5	3
8/14*	@IND	30	20	7	16	43.8	0	5	0.0	6	7	85.7	3	3	6	1	0	0	2	4
8/17*	@GSV	37	17	5	13	38.5	1	7	14.3	6	6	100	0	4	4	3	2	0	1	3
8/20*	IND	35	32	12	22	54.5	2	6	33.3	6	7	85.7	1	1	2	3	1	0	3	4
8/23*	SEA	22	7	2	7	28.6	2	5	40.0	1	2	50.0	0	2	2	6	1	0	0	0
8/25*	PDX	33	17	7	14	50.0	3	7	42.9	0	0	0.0	0	2	2	4	2	0	1	3
8/30*	CON	23	18	6	12	50.0	3	5	60.0	3	3	100	0	4	4	3	0	0	0	0
9/17*	LAS	27	11	4	11	36.4	1	7	14.3	2	2	100	1	2	3	4	2	0	2	0
9/19	PHX																			
9/21	@PHX																			
9/23	@SEA																			

ACQUIRED:
Originally drafted No. 5 overall by the Wings in the 2019 WNBA Draft. Re-signed with the team as a free agent on April 12.

CAREER HONORS:
4x WNBA All-Star... 2x WNBA All-Star Game MVP... All-WNBA First-Team (2020)... ALL-WNBA Second-Team (2021, 2024)... WNBA All-Rookie Team (2019)... WNBA Scoring Champion (2021)... WNBA steals leader (2024)

2025 SEASON WITH DALLAS:
Averaged 15.5 points, 2.5 rebounds, 4.1 assists and 1.3 steals over 29 regular season games in 2025... Missed three games from 7/3-7/9 with a left thumb injury and 8/12 through the end of the season with a right knee injury... Matched the franchise record for assists in a game with 14 against NYL on 7/28, also tallying 15 points and 10 assists in the first half alone, becoming just the third player in league history to record a points-assists double-double in a single half, first to do so in franchise history, and marking the fifth points-assists double-double of her career and became the first player to ever record a game with 20+ points, 14+ assists and no more than one turnover.... Surpassed D. Nolan for first in franchise history for career FGM on 7/22... Tied the highest single-game point total in the WNBA this season with 37 points against Chicago (5/29).Knocked down a season-best six 3-pointers, tying her with ... Kelsey Plum for No. 18 on the WNBA's all-time career 3-pointers made list (512) and marked the 23rd 30+ pt game of her career, tying Tina Charles for No. 8 all-time on 5/29 against Chicago... Surpassed A'ja Wilson for the second-most points through 200 career games, tallying 4,083 points, sitting only behind Breanna Stewart (4,121 points in 200 games) against the Sun (5/27).... Tied Diana Taurasi as the fastest player in league history to reach 500 career 3-point field goals made … hit the milestone in 198 games, coming against Minnesota on 5/21 … also the first player in franchise history to reach the 500 made-3s milestone.

LI YUERU

POSITION: Center
HEIGHT: 6-7
EXPERIENCE: 3 years
COUNTRY: China
BIRTH DATE: 03/28/1999

28

	2026 HIGHS	CAREER HIGHS
PTS	10 (2x) last vs. CHI (7/12/26)	20 at IND 8/12/25
FGM	4 (2x) last vs. CHI (7/12/26)	8 at IND 7/13/25
FGA	6 (2x) last vs. CHI (7/12/26)	14 at IND 8/12/25
3FGM	2 at SEA (6/22/26)	4 at CHI 7/9/25
3FGA	4 at SEA (6/22/26)	7 at CHI 7/9/25
FTM	4 at CHI (5/20/26)	10 vs PHX 7/3/25
FTA	6 at CHI (5/20/26)	12 vs PHX 7/3/25
OR	4 at CHI (5/20/26)	8 vs PHX 9/17/24
DR	8 vs. CHI (7/12/26)	9 vs ATL 6/24/25
TR	10 vs. CHI (7/12/26)	15 vs ATL 6/24/25
AST	3 at CHI (5/20/26)	4 vs PHX 5/17/25
STLS	2 vs. CON (8/2/26)	2 (3x) last vs CON (8/2/26)
BLKS	2 (2x) last vs. CON (8/30/26)	2 (4x) last vs CON (8/30/26)
MIN	27 at MIN (8/9/26)	34:04 vs ATL 6/24/25

*game started

DATE	OPP	MIN	PTS	FGM	FGA	FG%	3PM	3PA	3P%	FTM	FTA	FT%	OR	DR	TR	AST	STL	BLK	TOV	PF
5/9	@IND	4	3	0	1	0.0	0	0	0.0	3	4	75.0	0	1	1	0	0	0	0	0
5/12	ATL	DNP- COACH'S DECISION																		
5/14	MIN	DNP- COACH'S DECISION																		
5/18	WAS	5	1	0	3	0.0	0	1	0.0	1	2	50.0	3	0	3	0	0	0	0	0
5/20	@CHI	20	7	1	4	25.0	1	3	33.3	4	6	66.7	4	5	9	3	1	0	1	3
5/22	@ATL	5	0	0	0	0.0	0	0	0.0	0	0	0.0	0	0	0	0	0	0	0	0
5/24	@NYL	3	0	0	1	0.0	0	1	0.0	0	0	0.0	0	1	1	0	0	0	0	0
5/28	LVA	DNP- COACH'S DECISION																		
6/1	SEA	9	2	1	2	50.0	0	1	0.0	0	0	0.0	1	1	2	0	0	0	0	1
6/5	@LAS	OUT- LEFT ANKLE																		
6/9	@MIN	6	2	0	1	0.0	0	1	0.0	2	2	100	0	2	2	0	0	0	1	3
6/11	PHX	2	3	1	2	50.0	0	0	0.0	1	1	100	0	1	1	0	0	0	1	0
6/13	@PDX	DNP- COACH'S DECISION																		
6/15	LVA	4	0	0	3	0.0	0	2	0.0	0	0	0.0	1	3	4	1	0	0	0	0
6/17	@GSV	DNP- COACH'S DECISION																		
6/20	CHI	15	5	1	2	50.0	0	1	0.0	3	4	75.0	2	4	6	1	0	0	1	4
6/22	@SEA	18	10	4	6	66.7	2	4	50.0	0	0	0.0	3	0	3	2	0	0	0	2
6/25	@LVA	7	5	2	4	50.0	0	2	0.0	1	1	100	0	1	1	1	0	0	0	1
6/28	MIN	5	0	0	2	0.0	0	1	0.0	0	0	0.0	1	3	4	0	0	0	1	1
7/2	@CON	10	5	1	1	100	1	1	100	2	2	100	0	2	2	0	0	0	0	0
7/5	@TOR	4	0	0	0	0.0	0	0	0.0	0	0	0.0	0	0	0	0	0	0	2	2
7/7	@NYL	DNP- COACH'S DECISION																		
7/10	@TOR	DNP- COACH'S DECISION																		
7/12	CHI	23	10	4	6	66.7	1	3	33.3	1	1	100	2	8	10	0	1	1	0	1
7/19	LAS	13	4	1	1	100	0	0	0.0	2	3	66.7	1	3	4	0	0	2	1	2
7/20	NYL	16	7	3	4	75.0	1	2	50.0	0	2	0.0	0	0	0	1	0	0	1	5
7/22	@PDX	5	4	1	2	50.0	0	0	0.0	2	3	66.7	0	2	2	0	0	0	0	0
7/29	ATL	24	1	0	3	0.0	0	3	0.0	1	2	50.0	0	2	2	1	0	2	3	4
7/31	@WAS	15	0	0	2	0.0	0	1	0.0	0	0	0.0	0	3	3	2	0	0	0	4
8/2	CON	9	6	2	4	50.0	1	2	50.0	1	2	50.0	1	0	1	0	2	0	1	0
8/5	@WAS	7	0	0	3	0.0	0	1	0.0	0	0	0.0	0	0	0	0	0	0	0	2
8/7	GSV	8	7	2	3	66.7	0	0	0.0	3	3	100	2	1	3	0	0	0	1	2
8/9	@MIN	27	4	1	3	33.3	0	1	0.0	2	2	100	2	4	6	0	0	0	0	0
8/12	TOR	DNP- COACH'S DECISION																		
8/14	@IND	4	0	0	2	0.0	0	0	0.0	0	0	0.0	0	0	0	0	0	0	0	0
8/17	@GSV	DNP- COACH'S DECISION																		
8/20	IND	DNP- COACH'S DECISION																		
8/23	SEA	12	6	1	3	33.3	1	2	50.0	3	4	75.0	2	2	4	0	0	1	2	3
8/25	PDX	2	2	1	1	100	0	0	0.0	0	0	0.0	0	0	0	0	0	0	0	0
8/30	CON	13	3	0	1	0.0	0	0	0.0	3	4	75.0	0	2	2	1	0	2	3	2
9/17	LAS	12	4	2	5	40.0	0	1	0.0	0	0	0.0	1	5	6	0	0	1	0	0
9/19	PHX																			
9/21	@PHX																			
9/23	@SEA																			

ACQUIRED:
Acquired in a trade with the Seattle Storm on June 14, 2025. Signed a reserved qualifying offer with the Wings on April 8.

2025 WITH DALLAS AND SEATTLE:
Announced to miss remainder of the 2025 season due to ACL sprain on Aug. 19 ... posted career best of 20 points against IND on 8/12 ... scored in double figures in three consecutive games for the first time in her career (7/16, 7/13, 7/9) ... posted her third career double-double, with a season-high 12 points and 11 rebounds against PHX (7/3) ... earned a career-high in minutes against ATL (6/24) and tallied her second career double-double with 10 points and a career-best 15 boards .... acquired from the Seattle Storm in exchange for a 2026 Second Round pick and 2027 Third Round pick … shot 50-percent from three and nearly 92-percent from the free-throw line in nine games with Seattle … traded from the Los Angeles Sparks to Seattle this past February.

2025 WITH LOS ANGELES:
Traded from Chicago to Los Angeles prior to the season ... appeared in 38 games and averaged 5.1 points and 3.7 rebounds … Her 89.8-percent free-throw percentage ranked third in the WNBA.

2023 - Missed season due to injury.

2022 WITH CHICAGO:
Made her debut in the 2022 season with the Chicago Sky following a pair of trades … averaged 1.8 points and 1.5 rebounds over 16 games with the Sky.

2019 - Selected 35th overall by the Atlanta Dream in the 2019 WNBA Draft

International - Professional career began in China, playing for the Guangdong Dolphins of the Women's Chinese Basketball League in 2015 … has represented China since 2017… earned two gold medals (Asian Games), two silver medals (FIBA Asia Cup, World Cup) and a bronze medal (FIBA Asia Cup) on the international stage … most recently led China with team highs of 17.7 points and 11.0 rebounds per game at the 2024 Paris Olympics … recorded the most points by a woman in Chinese Olympic basketball history since 1998 with 31 points against Spain on July 28, 2024.

HALEY JONES

POSITION: Forward-Guard
HEIGHT: 6-1
EXPERIENCE: 3 years
COUNTRY: Stanford
BIRTH DATE: 05/23/2001

30

	2026 HIGHS	CAREER HIGHS
PTS	10 vs. NYL (5/14/25)	23 vs. LVA (8/22/23)
FGM	3 (2x) last vs. NYL (5/14/25)	8 vs. LVA (8/22/23)
FGA	6 vs. NYL (5/14/25)	13 vs. LVA (8/22/23)
3FGM	-	2 (5x) last vs. GSV (8/24/25)
3FGA	1 (3x) last at IND (5/20/26)	4 vs. NYL (6/13/23)
FTM	4 vs. NYL (5/14/25)	6 (2x) last vs. IND (6/21/24)
FTA	6 vs. NYL (5/14/25)	7 (2x) last vs. WAS (8/10/25)
OR	2 vs. LAS (9/17/26)	3 vs. CON (8/27/25)
DR	5 vs. NYL (5/12/25)	10 vs. SEA (8/22/25)
TR	5 vs. NYL (5/14/25)	10 vs. SEA (8/22/25)
AST	4 vs. LAS (9/17/26)	9 vs. CON (6/15/23)
STLS	1 (2x) last vs. CON (5/18/26)	3 (3x) last vs. GSV (9/4/25)
BLKS	-	3 (2x) last vs. GSV (9/4/25)
MIN	15 vs. NYL (5/14/25)	38 vs. NYL (6/13/23)

*game started

DATE	OPP	MIN	PTS	FGM	FGA	FG%	3PM	3PA	3P%	FTM	FTA	FT%	OR	DR	TR	AST	STL	BLK	TOV	PF
WITH PORTLAND FIRE																				
5/9	CHI	7	4	2	3	66.7	0	0	0.0	0	0	0.0	0	0	0	0	0	0	0	2
5/12	NYL	11	6	3	4	75.0	0	1	0.0	0	0	0.0	0	5	5	1	0	0	1	2
5/14	NYL	15	10	3	6	50.0	0	1	0.0	4	6	66.7	1	2	3	2	1	0	2	2
5/18	CON	12	0	0	0	0.0	0	0	0.0	0	0	0.0	0	0	0	1	1	0	3	1
5/20	@IND	13	6	2	4	50.0	0	1	0.0	2	2	100	1	2	3	1	0	0	0	2
WITH DALLAS WINGS																				
6/22	@SEA	OUT- COACH'S DECISION																		
6/25	@LVA	OUT- COACH'S DECISION																		
6/28	MIN	DNP- COACH'S DECISION																		
7/2	@CON	OUT- COACH'S DECISION																		
7/5	@TOR	OUT- COACH'S DECISION																		
7/7	@NYL	DNP- COACH'S DECISION																		
7/10	@TOR	OUT- COACH'S DECISION																		
7/12	CHI	OUT- COACH'S DECISION																		
7/19	LAS	OUT- COACH'S DECISION																		
7/20	NYL	DNP- COACH'S DECISION																		
7/22	@PDX	OUT- COACH'S DECISION																		
7/29	ATL	OUT- COACH'S DECISION																		
7/31	@WAS	OUT- COACH'S DECISION																		
8/2	CON	OUT- COACH'S DECISION																		
8/5	@WAS	DNP- COACH'S DECISION																		
8/7	GSV	OUT- COACH'S DECISION																		
8/9	@MIN	2	0	0	0	0.0	0	0	0.0	0	0	0.0	0	0	0	0	0	0	0	0
8/12	TOR	OUT- COACH'S DECISION																		
8/14	@IND	1	2	1	1	100	0	0	0.0	0	0	0.0	0	1	1	0	0	0	0	0
8/17	@GSV	DNP- COACH'S DECISION																		
8/20	IND	OUT- COACH'S DECISION																		
8/23	SEA	OUT- COACH'S DECISION																		
8/25	PDX	OUT- COACH'S DECISION																		
8/30	CON	7	2	1	3	33.3	0	0	0.0	0	0	0.0	0	0	0	0	0	0	0	0
9/17	LAS	5	0	0	1	0.0	0	0	0.0	0	0	0.0	2	2	4	4	0	0	1	0
9/19	PHX																			
9/21	@PHX																			
9/23	@SEA																			

ACQUIRED:
Signed a development contract with the Wings on June 21.

2026 WITH PORTLAND:
Selected in the expansion draft by Portland Fire in April 2026. Appeared in five games for the Fire, averaging 5.2 points, 2.2 rebounds and 1.0 assists. She was waived by Portland alongside current Wings guard Sug Sutton on May 21.

2025 WITH PHOENIX AND DALLAS:
Appeared in four contests for the Mercury on a hardship contract from June 1-June 7. Averaged 2.2 points, 2.0 rebounds and 1.0 assist per game. Joined the Wings on a hardship contract in June 2025, prior to signing a rest-of-season contract with the team on July 9. She appeared in 24 games for Dallas, starting in 16, and averaged career bests of 8.1 points, 3.8 rebounds, 2.5 assists and 0.8 steals per contest.

2024 WITH ATLANTA:
Appeard in 40 regular season contests for the Dream, starting in 24. Averaged 3.8 points, 2.2 rebounds and 2.1 assists per game.

2023 WITH ATLANTA:
Selected sixth overall by the Dream in the 2023 WNBA Draft out of Stanford. Averaged 3.7 points, 2.4 rebounds, 2.3 assist and 0.4 steals per game during her rookie season.

JESSICA SHEPARD

POSITION: Forward
HEIGHT: 6-4
EXPERIENCE: 5 years
COLLEGE: Notre Dame
BIRTH DATE: 09/11/1996

32

	2026 HIGHS	CAREER HIGHS
PTS	26 vs. IND (8/20/26)	26 vs. IND (8/20/26)
FGM	11 (3x) last vs. IND (8/20/26)	11 (3x) last vs. IND (8/20/26)
FGA	16 (2x) last vs. IND (8/20/26)	16 (2x) last vs. IND (8/20/26)
3FGM	1 vs. IND (8/20/26)	2 vs. WAS (5/8/22)
3FGA	1 (8x) last vs. IND (8/20/26)	4 (2x) last vs. WAS (5/8/22)
FTM	9 vs. CON (8/30/26)	9 (2x) last vs. CON (8/30/26)
FTA	11 vs. CON (8/30/26)	12 vs. NYL (8/16/25)
OR	6 (4x) last at PDX (7/22/26)	7 at NYL (8/19/25)
DR	16 vs. LVA (5/28/26)	16 vs. LVA (5/28/26)
TR	20 vs. LVA (5/28/26)	20 vs. LVA (5/28/26)
AST	12 (2x) last vs. LAS (9/17/26)	12 (2x) last vs. LAS (9/17/26)
STLS	2 (5x) last vs. PDX (8/25/26)	3 vs. NYL (8/4/23)
BLKS	2 at WAS (7/31/26)	2 (2x) last at WAS (7/31/26)
MIN	40 (2x) last vs. ATL (7/29/26)	40:00 (4x) last vs. ATL (7/29/26)

*game started

DATE	OPP	MIN	PTS	FGM	FGA	FG%	3PM	3PA	3P%	FTM	FTA	FT%	OR	DR	TR	AST	STL	BLK	TOV	PF
5/9*	@IND	32	13	5	8	62.5	0	0	0.0	3	5	60.0	1	8	9	9	2	0	2	5
5/12*	ATL	31	12	6	11	54.5	0	0	0.0	0	0	0.0	3	5	8	3	0	0	2	2
5/14*	MIN	31	7	3	8	37.5	0	1	0.0	1	2	50.0	2	4	6	4	1	0	0	3
5/18*	WAS	27	12	4	7	57.1	0	0	0.0	4	5	80.0	4	12	16	6	0	0	0	1
5/20*	@CHI	31	18	6	7	85.7	0	1	0.0	6	9	66.7	1	9	10	12	0	0	1	3
5/22*	@ATL	31	10	5	11	45.5	0	1	0.0	0	0	0.0	6	5	11	2	0	0	3	3
5/24*	@NYL	33	10	5	9	55.6	0	1	0.0	0	1	0.0	2	9	11	6	0	0	1	3
5/28*	LVA	38	22	8	13	61.5	0	1	0.0	6	6	100	4	16	20	10	0	0	2	3
6/1*	SEA	23	9	4	9	44.4	0	0	0.0	1	2	50.0	2	6	8	1	1	0	0	0
6/5*	@LAS	38	22	9	13	69.2	0	0	0.0	4	6	66.7	6	9	15	5	2	0	4	0
6/9*	@MIN	29	12	6	10	60.0	0	1	0.0	0	0	0.0	3	6	9	4	0	0	1	4
6/11*	PHX	32	17	7	8	87.5	0	0	0.0	3	4	75.0	3	7	10	7	2	0	0	0
6/13*	@PDX	35	13	5	10	50.0	0	0	0.0	3	5	60.0	4	10	14	2	1	0	3	1
6/15*	LVA	31	15	4	6	66.7	0	0	0.0	7	10	70.0	2	13	15	9	2	0	3	1
6/17*	@GSV	33	14	7	13	53.8	0	0	0.0	0	0	0.0	2	8	10	4	0	0	0	3
6/20*	CHI	34	21	7	14	50.0	0	1	0.0	7	8	87.5	2	6	8	3	1	0	4	1
6/22*	@SEA	36	14	7	13	53.8	0	0	0.0	0	0	0.0	4	5	9	8	1	0	1	2
6/25*	@LVA	35	22	8	11	72.7	0	0	0.0	6	8	75.0	2	12	14	4	1	0	2	3
6/28*	MIN	35	8	4	6	66.7	0	0	0.0	0	0	0.0	5	11	16	3	0	0	3	4
7/2*	@CON	30	14	6	10	60.0	0	0	0.0	2	4	50.0	1	5	6	1	1	0	2	3
7/5*	@TOR	32	14	5	11	45.5	0	1	0.0	4	4	100	6	9	15	3	1	0	3	3
7/7*	@NYL	37	22	11	16	68.8	0	0	0.0	0	0	0.0	3	9	12	11	0	0	4	3
7/10*	@TOR	40	20	7	9	77.8	0	0	0.0	6	8	75.0	6	11	17	3	1	0	4	2
7/12*	CHI	34	19	9	13	69.2	0	0	0.0	1	2	50.0	4	6	10	5	0	0	1	1
7/19*	LAS	38	11	4	9	44.4	0	0	0.0	3	4	75.0	2	12	14	6	1	0	4	1
7/20*	NYL	38	13	4	7	57.1	0	0	0.0	5	6	83.3	4	12	16	6	0	0	2	4
7/22*	@PDX	35	18	7	11	63.6	0	0	0.0	4	4	100	6	9	15	10	1	0	3	3
7/29*	ATL	40	16	8	18	44.4	0	0	0.0	0	2	0.0	4	10	14	5	1	0	2	2
7/31*	@WAS	33	8	3	8	37.5	0	1	0.0	2	2	100	0	6	6	8	1	2	0	4
8/2*	CON	23	15	7	12	58.3	0	0	0.0	1	1	100	2	7	9	2	1	0	2	1
8/5*	@WAS	37	22	11	13	84.6	0	0	0.0	0	1	0.0	3	8	11	7	1	0	1	2
8/7*	GSV	26	6	2	7	28.6	0	1	0.0	2	4	50.0	2	9	11	1	0	0	1	0
8/9*	@MIN	5	0	0	0	0.0	0	0	0.0	0	0	0.0	0	0	0	1	0	0	0	1
8/12	TOR	OUT- RIGHT ANKLE																		
8/14	@IND	OUT- RIGHT ANKLE																		
8/17*	@GSV	26	4	1	4	25.0	0	0	0.0	2	4	50.0	0	7	7	2	1	0	1	1
8/20*	IND	35	26	11	16	68.8	1	1	100	3	8	37.5	2	6	8	1	1	1	2	2
8/23*	SEA	27	11	5	11	45.5	0	0	0.0	1	1	100	1	10	11	4	0	0	1	1
8/25*	PDX	34	21	10	15	66.7	0	0	0.0	1	3	33.3	2	7	9	6	2	0	3	0
8/30*	CON	25	17	4	6	66.7	0	0	0.0	9	11	81.8	2	8	10	4	1	0	5	2
9/17*	LAS	28	13	6	11	54.5	0	0	0.0	1	2	50.0	2	9	11	12	1	0	3	2
9/19	PHX																			
9/21	@PHX																			
9/23	@SEA																			

ACQUIRED:
Signed with the WIngs as a free-agent on April 12 to a multi-year agreement.

2025 WITH MINNESOTA:
Appeared in 40 regular season games for the Lynx, starting in 12... averaged 8.0 points, 7.3 rebounds, 2.6 assists and 0.5 steals per game... finished in double-digits on 13 occasions... recorded the fastest triple-double in WNBA history (21:57), finishing with 22 points, 11 rebounds and a career-high 10 assists on August 22 at Indiana... also became just the third played in league history to post 20+ points, 10+ rebounds, 10+ assists and zero turnovers in a game....

2023 WITH MINNESOTA:
Appeared in 21 regular season games for the Lynx, starting in 17.... averaged 8.1 points, 7.1 rebounds, 3.2 assists and 0.6 steals per game... notched a season-high 17 points on August 8 vs. Chicago...grabbed a season-high 15 rebounds on May 28 vs. Las Vegas... finished in double-digits on seven occasions... grabbed 10+ rebounds on six occasions...

OVERSEAS CAREER:.
Played in Italy with Schio during 2025-26 WNBA offseason... over 20 games in Italy Serie A1, she averaged 16.8 points, 9.0 rebounds, 2.0 assists and 1.1 steals while shooting 67% from three... in 15 EuroLeague games, she finished second overall in scoring at 17.0 points per game and first among all played in rebounding (9.5), double-doubles (6) and efficiency... when playing in Greece in 2024-25, she had a clean sweep of All-Greek A1 Player of the Year, Defensive Player of the Year, First Team and All-Defensive Team

COLLEGE CAREER:
Played two seasons at the University of Nebraska (2015-2017) before transferring to Notre Dame (2017-2019)... Played alongside WIngs teammate Arike Ogunbowale for two seasons at Notre Dame... 2018 NCAA National Champion... Third-team All-American- AP (2019)... 2x First-team All-ACC (2018, 2019)... First-team All-Big Ten (2016)... Second-team All-Big Ten (2017)... Big Ten Freshman of the Year (2016)... Big Ten All-Freshman Team (2016)

KITIJA LAKSA

POSITION: Guard
HEIGHT: 6-1
EXPERIENCE: 1 year
COLLEGE: South Florida
BIRTH DATE: 05/21/1996

33



	2026 HIGHS	CAREER HIGHS
PTS	10 vs. LAS (9/17/26)	18 vs. CHI (5/27/25)
FGM	4 vs. LAS (9/17/26)	6 (2x) last vs. NYL (6/27/25)
FGA	8 vs. LAS (9/17/26)	11 at NYL (6/19/25)
3FGM	2 vs. LAS (9/17/26)	4 vs. DAL (6/11/25)
3FGA	4 vs. LAS (9/17/26)	8 vs. LAS (5/21/25)
FTM	-	7 at LAS (6/1/25)
FTA	-	7 at LAS (6/1/25)
OR	2 vs. LAS (9/17/26)	3 at SEA (5/23/25)
DR	2 vs. LAS (9/17/26)	3 vs. LAS (5/21/25)
TR	4 vs. LAS (9/17/26)	4 (3x) last vs. LAS (9/17/26)
AST	-	4 vs. LAS (5/21/25)
STLS	-	2 vs. LAS (5/21/25)
BLKS	1 vs. LAS (9/17/26)	1 (7x) last vs. LAS (9/17/26)
MIN	15 vs. LAS (9/17/26)	30 vs. SEA (6/7/25)

*game started

DATE	OPP	MIN	PTS	FGM	FGA	FG%	3PM	3PA	3P%	FTM	FTA	FT%	OR	DR	TR	AST	STL	BLK	TOV	PF
WITH DALLAS WINGS																				
8/30	CON	OUT- PERSONAL REASONS																		
9/17	LAS	15	10	4	8	50.0	2	4	50.0	0	0	0.0	2	2	4	0	0	1	1	2
9/19	PHX																			
9/21	@PHX																			
9/23	@SEA																			

ACQUIRED:
Signed a rest of season contract with the Wings on August 25, 2026. Was selected by the Toronto Tempo in April's expansion draft before being waived by the Tempo prior to the start of the regular season. She was the No. 11 overall pick in the 2020 WNBA Draft by the Seattle Storm, but did not play in the WNBA until 2025, electing to remain in Europe where she competed in Latvia and Italy.

2025 WITH PHOENIX:
Averaged 5.9 points and 1.2 rebounds over 33 games for the Mercury during the 2025 regular season.

OVERSEAS CAREER:.
A member of the Latvian National Team since 2013, Laksa helped lead Turkish club Fenerbahçe to EuroLeague and Turkish Cup titles in 2024. Since then, she has played for Beretta Famila Schio in Italy, helping win the Italian League Championship in 2025. She was an All-Europe First Team honoree in 2025, while also garnering All-Europe Shooting Guard of the Year accolades in the same year. Over 22 games with Schio in 2025, Laksa averaged 11.9 points per game off .531 shooting, including .392 from three.

COLLEGE CAREER:
Attended the University of South Florida (2015-19) where she played for current Dallas Wings Head Coach Jose Fernandez. While at USF, Laksa finished sixth on the Bulls' all-time scoring list (1,764 points), third in career points per game (17.8), first in free throw percentage (89.6%) and second in three-point percentage (39.1%).

AWAK KUIER

POSITION: Forward
HEIGHT: 6-6
EXPERIENCE: 3 yrs
FROM: Finland
BIRTH DATE: 8/19/2001

34

	2026 HIGHS	CAREER HIGHS
PTS	16 at ATL (5/22/26)	16 at ATL (5/22/26)
FGM	6 (2x) last vs. TOR (8/12/26)	6 (3x) last vs. TOR (8/12/26)
FGA	9 (2x) last vs. TOR (8/12/26)	10 at WAS (8/26/21)
3FGM	3 at NYL (7/7/26)	3 at NYL (7/7/26)
3FGA	6 vs. IND (8/20/26)	6 vs. IND (8/20/26)
FTM	4 (2x) last vs. LVA (5/28/26)	6 vs. MIN (8/24/23)
FTA	5 at ATL (5/22/26)	8 at MIN (6/28/22)
OR	4 (2x) last at NYL (7/7/26)	4 (3x) last at NYL (7/7/26)
DR	9 vs. PDX (8/25/26)	9 vs. PDX (8/25/26)
TR	12 (2x) last vs. PDX (8/25/26)	12 (2x) last vs. PDX (8/25/26)
AST	7 at NYL (7/7/26)	7 at NYL (7/7/26)
STLS	3 vs. WAS (5/18/26)	3 (2x) last vs. WAS (5/18/26)
BLKS	7 vs. IND (8/20/26)	7 vs. IND (8/20/26)
MIN	36 vs. IND (8/20/26)	36 vs. IND (8/20/26)

*game started

DATE	OPP	MIN	PTS	FGM	FGA	FG%	3PM	3PA	3P%	FTM	FTA	FT%	OR	DR	TR	AST	STL	BLK	TOV	PF
5/9	@IND	2	0	0	0	0.0	0	0	0.0	0	0	0.0	0	1	1	1	1	0	0	0
5/12	ATL	15	6	2	4	50.0	1	2	50.0	1	2	50.0	1	3	4	1	0	1	0	0
5/14	MIN	6	0	0	0	0.0	0	0	0.0	0	0	0.0	1	0	1	0	0	0	1	1
5/18	WAS	20	9	4	6	66.7	0	2	0.0	1	1	100	1	2	3	4	3	1	0	1
5/20	@CHI	5	0	0	2	0.0	0	1	0.0	0	0	0.0	0	1	1	0	0	0	0	1
5/22	@ATL	17	16	6	6	100	2	2	100	2	5	40.0	0	4	4	0	1	1	3	0
5/24	@NYL	24	10	2	3	66.7	2	3	66.7	4	4	100	1	5	6	1	0	2	1	0
5/28	LVA	21	12	3	5	60.0	2	3	66.7	4	4	100	0	4	4	0	0	2	1	1
6/1	SEA	OUT- RIGHT WRIST																		
6/5	@LAS	OUT- RIGHT WRIST																		
6/9	@MIN	OUT- RIGHT WRIST																		
6/11	PHX	15	4	2	3	66.7	0	1	0.0	0	0	0.0	0	3	3	1	0	1	2	1
6/13	@PDX	24	3	1	5	20.0	0	1	0.0	1	2	50.0	4	1	5	3	2	2	1	0
6/15*	LVA	27	7	3	9	33.3	1	3	33.3	0	0	0.0	2	2	4	0	2	2	3	3
6/17*	@GSV	24	3	1	3	33.3	0	2	0.0	1	2	50.0	0	2	2	1	1	0	3	1
6/20*	CHI	14	3	1	4	25.0	1	3	33.3	0	0	0.0	0	0	0	0	0	1	1	6
6/22*	@SEA	22	6	3	8	37.5	0	2	0.0	0	0	0.0	0	4	4	0	0	2	2	1
6/25*	@LVA	21	8	4	7	57.1	0	1	0.0	0	0	0.0	1	1	2	1	0	0	1	4
6/28*	MIN	16	2	1	5	20.0	0	2	0.0	0	0	0.0	0	3	3	0	0	1	1	0
7/2*	@CON	14	5	2	5	40.0	0	1	0.0	1	1	100	0	0	0	0	0	0	0	3
7/5*	@TOR	21	10	4	6	66.7	2	2	100	0	0	0.0	1	5	6	0	1	3	0	1
7/7*	@NYL	28	10	3	6	50.0	3	4	75.0	1	1	100	4	8	12	7	0	3	1	4
7/10*	@TOR	11	3	1	3	33.3	1	1	100	0	0	0.0	0	1	1	1	1	1	0	1
7/12*	CHI	8	0	0	1	0.0	0	1	0.0	0	0	0.0	0	2	2	0	0	0	0	0
7/19*	LAS	9	4	2	3	66.7	0	1	0.0	0	0	0.0	0	1	1	0	0	0	1	4
7/20*	NYL	25	10	5	8	62.5	0	1	0.0	0	1	0.0	0	4	4	2	0	4	0	6
7/22*	@PDX	14	4	2	5	40.0	0	2	0.0	0	0	0.0	1	2	3	0	0	1	1	3
7/29*	ATL	16	4	2	6	33.3	0	3	0.0	0	0	0.0	0	2	2	0	1	2	1	2
7/31*	@WAS	5	0	0	1	0.0	0	1	0.0	0	0	0.0	0	1	1	1	0	0	1	1
8/2	CON	9	6	3	4	75.0	0	0	0.0	0	0	0.0	1	1	2	0	0	1	0	2
8/5	@WAS	5	5	1	1	100	0	0	0.0	3	3	100	0	0	0	0	0	1	0	1
8/7	GSV	9	4	1	1	100	1	1	100	1	2	50.0	0	1	1	0	0	2	2	1
8/9	@MIN	19	4	2	6	33.3	0	4	0.0	0	0	0.0	1	6	7	1	0	0	1	0
8/12*	TOR	25	14	6	9	66.7	2	3	66.7	0	0	0.0	2	2	4	1	1	1	0	1
8/14*	@IND	28	8	2	6	33.3	1	4	25.0	3	4	75.0	1	5	6	4	0	3	2	3
8/17	@GSV	20	3	1	3	33.3	0	2	0.0	1	1	100	2	5	7	0	1	3	0	2
8/20*	IND	36	11	4	8	50.0	2	6	33.3	1	2	50.0	1	7	8	4	1	7	0	1
8/23*	SEA	26	9	3	8	37.5	1	4	25.0	2	2	100	1	6	7	2	1	1	2	3
8/25*	PDX	34	12	4	8	50.0	2	3	66.7	2	4	50.0	3	9	12	0	3	5	3	2
8/30*	CON	20	4	1	2	50.0	0	0	0.0	2	2	100	0	8	8	1	0	3	0	2
9/17*	LAS	22	7	2	3	66.7	1	1	100	2	3	66.7	0	5	5	1	0	6	3	3
9/19	PHX																			
9/21	@PHX																			
9/23	@SEA																			

ACQUIRED:
Selected No. 2 overall in the 2021 WNBA Draft by the Dallas Wings... Signed a one-year deal with the WIngs on April 11.

OVERSEAS CAREER HONORS:
All-Turkish League Third Team (2026)..All-Europeans Honorable Mention (2025)... All-Italian League First Team (2025)... All-Italian League All-Defensive Team (2025)... All-Italian League Finals MVP (2024)... All-Italian League Second Team (2024) ... All-Italian A1 Honorable Mention (2023). Italian Serie A1 Champion (2024)

2025-26 SEASON (TURKEY):
During the 2025-26 season in Turkey playing with KBSL runner-up Galatasaray, Kuier averaged 12.9 points, 6.3 rebounds, 1.7 assists, 2.0 blocks and 1.0 steals per game while shooting .593 from the field and .409 from three over 24 games. Over 17 Euroleague contests this year, she posted averages of 12.8 points, 7.8 rebounds, 1.9 assists, 1.6 blocks and 1.0 steals, shooting .654 overall. She led the Euroleague in blocks, finished second in double-doubles (five), was fifth in efficiency and sixth in field goal percentage.

2023 SEASON WITH DALLAS:
Appeared in 37 regular season games, starting in four... Averaged 2.6 points and 2.5 rebounds per game... Tallied a season-high 12 points on two occasions- July 28 vs. Washington and August 24 vs. Minnesota. Grabbed a season-high nine rebounds vs. Phoenix on August 27.

2022 SEASON WITH DALLAS:
Appeared in 33 regular season games... Averaged 2.8 points, 2.5 rebounds, 0.9 assists and 0.4 blocks... Notched a season-high nine points on June 10 against Seattle.... Recorded a season-high nine rebounds on June 15 against Las Vegas.

2021 SEASON WITH DALLAS:
Appeared in 16 regular season games... Averaged 2.4 points and 2.4 rebounds per game.

AZZI FUDD

POSITION: Guard
HEIGHT: 5-11
EXPERIENCE: Rookie
COLLEGE: Connecticut
BIRTH DATE: 11/11/2001

35

	2026 HIGHS	CAREER HIGHS
PTS	26 at SEA (6/22/26)	26 at SEA (6/22/26)
FGM	11 at SEA (6/22/26)	11 at SEA (6/22/26)
FGA	23 vs. MIN (6/28/26)	23 vs. MIN (6/28/26)
3FGM	6 at NYL (5/24/26)	6 at NYL (5/24/26)
3FGA	12 at NYL (5/24/26)	12 at NYL (5/24/26)
FTM	2 (4x) last at SEA (6/22/26)	2 (4x) last at SEA (6/22/26)
FTA	2 (5x) last at SEA (6/22/26)	2 (5x) last at SEA (6/22/26)
OR	3 vs. LAS (7/19/26)	3 vs. LAS (7/19/26)
DR	4 vs. CHI (6/20/26)	4 vs. CHI (6/20/26)
TR	5 vs. CHI (6/20/26)	5 vs. CHI (6/20/26)
AST	5 at CON (7/2/26)	5 at CON (7/2/26)
STLS	5 at GSV (6/17/26)	5 at GSV (6/17/26)
BLKS	4 vs. CHI (6/20/26)	4 vs. CHI (6/20/26)
MIN	43 vs. NYL (7/20/26)	43 vs. NYL (7/20/26)

*game started

DATE	OPP	MIN	PTS	FGM	FGA	FG%	3PM	3PA	3P%	FTM	FTA	FT%	OR	DR	TR	AST	STL	BLK	TOV	PF
5/9	@IND	18	3	1	2	50.0	1	2	50.0	0	0	0.0	1	0	1	0	1	0	0	0
5/12	ATL		OUT- RIGHT KNEE																	
5/14	MIN	20	8	4	7	57.1	0	2	0.0	0	0	0.0	0	1	1	0	1	1	2	4
5/18	WAS	24	12	6	9	66.7	0	1	0.0	0	0	0.0	1	1	2	3	1	0	1	2
5/20	@CHI	28	12	4	6	66.7	2	2	100	2	2	100	0	0	0	1	0	0	1	1
5/22	@ATL	21	7	3	9	33.3	1	4	25.0	0	0	0.0	0	1	1	0	1	3	0	1
5/24	@NYL	32	24	9	15	60.0	6	12	50.0	0	0	0.0	0	2	2	3	3	2	1	3
5/28*	LVA	38	22	9	15	60.0	3	5	60.0	1	2	50.0	1	2	3	2	1	1	0	1
6/1*	SEA	24	9	4	7	57.1	1	4	25.0	0	0	0.0	0	1	1	0	1	1	0	1
6/5*	@LAS	35	11	5	10	50.0	1	4	25.0	0	0	0.0	1	0	1	2	2	0	0	3
6/9*	@MIN	30	6	2	12	16.7	2	6	33.3	0	0	0.0	0	0	0	0	2	0	2	3
6/11*	PHX	34	17	7	13	53.8	1	5	20.0	2	2	100	0	3	3	4	1	3	2	3
6/13*	@PDX	32	18	7	17	41.2	3	8	37.5	1	1	100	1	3	4	3	2	2	1	5
6/15*	LVA	28	19	8	9	88.9	1	2	50.0	2	2	100	0	0	0	1	0	0	1	1
6/17*	@GSV	37	10	4	13	30.8	2	5	40.0	0	2	0.0	0	1	1	1	5	1	1	4
6/20*	CHI	34	13	5	13	38.5	2	6	33.3	1	1	100	1	4	5	2	1	4	2	3
6/22*	@SEA	42	26	11	17	64.7	2	5	40.0	2	2	100	0	3	3	2	4	0	1	0
6/25*	@LVA	32	7	3	9	33.3	1	4	25.0	0	0	0.0	0	1	1	1	2	0	1	2
6/28*	MIN	38	21	8	23	34.8	4	9	44.4	1	1	100	1	0	1	3	4	1	2	3
7/2*	@CON	32	4	2	7	28.6	0	2	0.0	0	0	0.0	2	2	4	5	0	0	5	3
7/5*	@TOR	30	17	6	16	37.5	5	11	45.5	0	1	0.0	1	2	3	2	3	1	0	3
7/7*	@NYL	34	12	6	13	46.2	0	4	0.0	0	0	0.0	0	0	0	3	2	0	0	1
7/10*	@TOR	36	13	5	13	38.5	3	7	42.9	0	0	0.0	1	1	2	2	1	0	0	3
7/12*	CHI	35	16	5	14	35.7	3	8	37.5	3	3	100	0	1	1	3	2	1	0	1
7/19*	LAS	33	11	4	10	40.0	3	5	60.0	0	0	0.0	3	1	4	2	3	0	0	3
7/20*	NYL	43	15	6	13	46.2	3	6	50.0	0	0	0.0	0	1	1	2	0	1	1	3
7/22*	@PDX	33	11	4	10	40.0	3	8	37.5	0	0	0.0	0	0	0	2	2	0	3	3
7/29*	ATL	37	20	9	13	69.2	2	2	100	0	0	0.0	1	2	3	2	2	0	2	1
7/31*	@WAS	33	8	3	11	27.3	2	8	25.0	0	0	0.0	0	1	1	0	0	2	1	1
8/2*	CON	24	12	4	8	50.0	4	5	80.0	0	0	0.0	1	1	2	1	2	1	0	1
8/5*	@WAS	34	9	2	8	25.0	1	4	25.0	4	4	100	0	1	1	3	3	0	3	5
8/7	GSV	OUT- RIGHT KNEE																		
8/9	@MIN	OUT- RIGHT KNEE																		
8/12	TOR	OUT- RIGHT KNEE																		
8/14	@IND	OUT- RIGHT KNEE																		
8/17	@GSV	OUT- RIGHT KNEE																		
8/20	IND	OUT- RIGHT KNEE																		
8/23	SEA	OUT/NWT- RIGHT KNEE																		
8/25	PDX	OUT/NWT- RIGHT KNEE																		
8/30	CON	OUT/NWT- RIGHT KNEE																		
9/17	LAS	OUT- RIGHT KNEE																		
9/19	PHX																			
9/21	@PHX																			
9/23	@SEA																			

ACQUIRED:
Selected No. 1 overall by the Dallas Wings in the 2026 WNBA Draft.

COLLEGE CAREER:
Played five seasons at the University of Connecticut (2021-2026)... 2025 National Champion... 2026 WBCA All-America... 2026 AP First Team All-America... 2026 USBWA First Team All-America... 2026 Wooden Award All-America... 2026 CSC Academic All-America Team Member of the Year... 2026 BIG EAST Scholar-Athlete of the Year... 2026 NCAA Fort Worth Regional 1 All-Region Team... 2026 CSC Academic All-America First Team... 2026 BIG EAST All-Tournament Team... 2026 All-BIG EAST First Team... 2025 NCAA Final Four Most Outstanding Player... 2025 BIG EAST All-Tournament Team... 2025 All-BIG EAST First Team... 2022 NCAA Tournament Bridgeport All-Region Team... 2022 BIG EAST All-Freshman Team

Player Career Stats (Avg/Totals)

Paige Bueckers Career Stats - Averages

SEASON	TEAM	GP	GS	MIN	PTS	OR	DR	REB	AST	STL	BLK	TO	FGM-FGA	FG%	3PM-3PA	3P%	FTM-FTA	FT%	PF
2025	DAL	36	36	33.3	19.2	0.7	3.3	3.9	5.4	1.6	0.5	2.0	7.2-15.1	47.7	1.1-3.3	33.1	3.8-4.2	88.8	2.3
2026	DAL	39	39	32.8	20.4	0.7	3.4	4.1	5.8	0.9	0.4	2.2	7.8-15.3	50.8	1.8-4.6	39.1	3.1-3.5	87.5	2.5
Overall:		75	75	33.1	19.9	0.7	3.3	4.0	5.6	1.2	0.4	2.1	7.5-15.2	49.3	1.5-4.0	36.7	3.4-3.8	88.2	2.4

Paige Bueckers Career Stats - Totals

SEASON	TEAM	PTS	OR	DR	REB	AST	STL	BLK	TO	FGM-FGA	FG%	3PM-3PA	3P%	FTM-FTA	FT%	PF
2025	DAL	692	25	117	142	194	57	18	72	259-543	47.7	39-118	33.1	135-152	88.8	82
2026	DAL	797	26	134	160	228	34	15	85	304-598	50.8	70-179	39.1	119-136	87.5	98
Overall:		1489	51	251	302	422	91	33	157	563-1141	49.3	109-297	36.7	254-288	88.2	180

Alysha Clark Career Stats - Averages

SEASON	TEAM	GP	GS	MIN	PTS	OR	DR	REB	AST	STL	BLK	TO	FGM-FGA	FG%	3PM-3PA	3P%	FTM-FTA	FT%	PF
2012	SEA	23	0	10.3	3.4	0.6	1.5	2.0	0.3	0.2	0.0	0.8	1.3-2.3	54.7	0.4-0.9	45.0	0.5-0.7	70.6	1.2
2013	SEA	33	0	15.3	4.0	1.0	1.5	2.5	0.4	0.4	0.2	1.1	1.5-3.2	45.3	0.5-1.2	39.0	0.6-0.8	76.0	1.5
2014	SEA	34	22	16.5	4.2	0.8	1.4	2.1	0.6	0.5	0.3	0.7	1.6-3.7	44.8	0.4-1.7	24.6	0.5-0.7	69.6	1.9
2015	SEA	33	31	23.1	6.9	0.4	3.3	3.7	1.2	0.7	0.2	1.1	`2.6-4.8	54.4	0.7-2.1	35.3	0.9-1.2	77.5	2.4
2016	SEA	33	32	27.6	9.0	1.2	2.5	3.7	1.9	0.7	0.1	1.3	3.2-6.6	48.4	1.1-2.8	38.7	1.5-1.8	84.7	2.6
2017	SEA	33	33	28.3	8.2	1.0	3.2	4.2	1.6	0.7	0.1	1.0	3.2-6.1	52.5	0.7-2.0	32.8	1.2-1.5	74.5	2.4
2018	SEA	31	30	26.2	7.4	1.0	2.5	3.5	1.9	1.0	0.1	1.2	2.7-5.6	48.0	0.9-2.4	39.2	1.1-1.3	84.6	2.3
2019	SEA	31	30	28.4	9.6	1.2	3.5	4.7	2.5	1.1	0.5	1.5	3.7-7.6	48.1	1.6-3.4	48.1	0.6-0.7	81.8	1.9
2020	SEA	22	22	28.8	10.0	0.9	3.4	4.2	2.7	1.5	0.5	0.9	3.7-6.7	55.8	1.6-3.0	52.2	0.9-1.1	80.0	1.7
2022	WAS	29	29	26.4	8.0	0.8	3.7	4.5	2.0	1.0	0.3	1.3	3.1-6.8	46.4	1.0-3.4	30.3	0.7-0.8	91.3	1.9
2023	LVA	39	1	22.5	6.7	0.5	2.9	3.4	1.1	0.6	0.2	0.7	2.3-5.3	44.4	1.3-3.4	38.6	0.7-0.8	81.8	2.2
2024	LVA	40	18	24.3	6.0	0.5	3.1	3.6	1.8	0.8	0.3	1.4	2.1-4.8	44.3	1.2-3.2	37.3	0.6-0.7	82.1	2.7
2025	2TM	42	15	19.7	3.9	0.4	2.4	2.8	1.2	0.6	0.1	0.5	1.4-3.8	37.1	0.6-2.3	27.1	0.5-0.6	73.1	1.9
2026	DAL	28	1	11.4	2.7	0.4	1.3	1.7	0.7	0.2	0.2	0.5	0.8-1.9	43.4	0.5-1.2	38.2	0.6-0.9	66.7	1.9
Overall:		451	264	22.2	6.3	0.7	2.6	3.3	1.4	0.7	0.2	1.0	2.3-4.9	47.6	0.9-2.4	37.3	0.8-1.0	78.9	2.1

Alysha Clark Career Stats - Totals

SEASON	TEAM	PTS	OR	DR	REB	AST	STL	BLK	TO	FGM-FGA	FG%	3PM-3PA	3P%	FTM-FTA	FT%	PF
2012	SEA	79	13	34	47	7	5	1	19	29-53	54.7	9-20	45.0	12-17	70.6	27
2013	SEA	131	32	50	82	12	14	5	35	48-106	45.3	16-41	39.0	19-25	76.0	50
2014	SEA	142	26	47	73	20	16	10	24	56-125	44.8	14-57	24.6	16-23	69.6	64
2015	SEA	227	13	108	121	39	23	6	36	86-158	54.4	24-68	35.3	31-40	77.5	79
2016	SEA	296	40	81	121	64	24	2	44	105-217	48.4	36-93	38.7	50-59	84.7	87
2017	SEA	272	33	105	138	54	24	4	33	106-202	52.5	22-67	32.8	38-51	74.5	80
2018	SEA	228	31	77	108	58	31	4	36	83-173	48.0	29-74	39.2	33-39	84.6	70
2019	SEA	297	37	108	145	79	33	17	48	114-237	48.1	51-106	48.1	18-22	81.8	60
2020	SEA	219	19	74	93	59	33	11	19	82-147	55.8	35-67	52.2	20-25	80.0	38
2022	WAS	233	23	108	131	59	28	8	38	91-196	46.4	30-99	30.3	21-23	91.3	55
2023	LVA	260	21	112	133	42	24	6	28	91-205	44.4	51-132	38.6	27-33	81.8	85
2024	LVA	240	21	124	145	70	33	11	55	85-192	44.3	47-126	37.3	23-28	82.1	107
2025	2TM	163	16	101	117	51	26	4	22	59-159	37.1	26-96	27.1	19-26	73.1	81
2026	DAL	75	10	37	47	19	6	5	15	23-53	43.4	13-34	38.2	16-24	66.7	54
Overall:		2862	335	1166	1501	633	320	94	452	1058-2223	47.6	403-1080	37.3	343-435	78.9	937

Player Career Stats (Avg/Totals)

Azzi Fudd Career Stats - Averages

SEASON	TEAM	GP	GS	MIN	PTS	OR	DR	REB	AST	STL	BLK	TO	FGM-FGA	FG%	3PM-3PA	3P%	FTM-FTA	FT%	PF
2026	DAL	30	24	31.7	13.1	0.5	1.2	1.7	1.8	1.7	0.8	1.1	5.2-11.4	45.6	2.1-5.2	39.7	0.6-0.8	82.6	2.3
Overall:		30	24	31.7	13.1	0.5	1.2	1.7	1.8	1.7	0.8	1.1	5.2-11.4	45.6	2.1-5.2	39.7	0.6-0.8	82.6	2.3

Azzi Fudd Career Stats - Totals

SEASON	TEAM	PTS	OR	DR	REB	AST	STL	BLK	TO	FGM-FGA	FG%	3PM-3PA	3P%	FTM-FTA	FT%	PF
2026	DAL	393	16	36	52	55	52	25	33	156-342	45.6	62-156	39.7	19-23	82.6	68
Overall:		393	16	36	52	55	52	25	33	156-342	45.6	62-156	39.7	19-23	82.6	68

Aziaha James Career Stats - Averages

SEASON	TEAM	GP	GS	MIN	PTS	OR	DR	REB	AST	STL	BLK	TO	FGM-FGA	FG%	3PM-3PA	3P%	FTM-FTA	FT%	PF
2025	DAL	38	8	17.7	7.5	0.9	2.0	2.9	1.6	0.6	0.2	1.0	2.8-7.5	37.3	0.8-2.9	28.6	1.1-1.4	74.5	1.2
2026	DAL	36	2	11.8	6.3	0.6	1.8	2.4	1.2	0.8	0.3	0.7	2.3-5.7	39.5	0.4-1.7	25.0	1.3-1.8	73.8	1.6
Overall:		74	10	14.8	6.9	0.8	1.9	2.6	1.4	0.7	0.2	0.9	2.5-6.6	38.2	0.6-2.3	27.3	1.2-1.6	74.2	1.4

Aziaha James Career Stats - Totals

SEASON	TEAM	PTS	OR	DR	REB	AST	STL	BLK	TO	FGM-FGA	FG%	3PM-3PA	3P%	FTM-FTA	FT%	PF
2025	DAL	285	36	75	111	59	24	7	38	106-284	37.3	32-112	28.6	41-55	74.5	46
2026	DAL	225	21	64	85	44	30	9	26	81-205	39.5	15-60	25.0	48-65	73.8	56
Overall:		510	57	139	196	103	54	16	64	187-489	38.2	47-172	27.3	89-120	74.2	102

Awak Kuier Career Stats - Averages

SEASON	TEAM	GP	GS	MIN	PTS	OR	DR	REB	AST	STL	BLK	TO	FGM-FGA	FG%	3PM-3PA	3P%	FTM-FTA	FT%	PF
2021	DAL	16	0	8.9	2.4	0.6	1.9	2.4	0.6	0.3	0.8	1.0	0.8-2.4	30.8	0.2-1.1	16.7	0.7-0.9	78.6	0.6
2022	DAL	33	0	12.6	2.8	0.7	1.8	2.5	0.9	0.4	0.9	0.6	1.0-2.6	39.5	0.1-0.6	19.0	0.6-0.9	61.3	0.8
2023	DAL	37	4	10.8	2.6	0.6	1.9	2.5	0.5	0.2	0.6	0.6	1.0-2.5	39.6	0.1-0.6	8.7	0.6-0.7	77.8	0.8
2026	DAL	38	23	17.8	5.9	0.8	3.1	3.8	1.0	0.5	1.7	1.0	2.2-4.6	48.6	0.7-1.9	34.2	0.9-1.2	71.7	1.7
Overall:		124	27	13.2	3.6	0.7	2.2	2.9	0.8	0.4	1.0	0.8	1.3-3.1	42.7	0.3-1.1	25.2	0.7-1.0	71.2	1.1

Awak Kuier Career Stats - Totals

SEASON	TEAM	PTS	OR	DR	REB	AST	STL	BLK	TO	FGM-FGA	FG%	3PM-3PA	3P%	FTM-FTA	FT%	PF
2021	DAL	38	9	30	39	9	5	12	16	12-39	30.8	3-18	16.7	11-14	78.6	10
2022	DAL	91	24	59	83	29	13	29	19	34-86	39.5	4-21	19.0	19-31	61.3	26
2023	DAL	95	23	71	94	20	7	24	22	36-91	39.6	2-23	8.7	21-27	77.8	30
2026	DAL	226	29	117	146	38	20	63	38	84-173	48.6	25-73	34.2	33-46	71.7	66
Overall:		450	85	277	362	96	45	128	95	166-389	42.7	34-135	25.2	84-118	71.2	132

Arike Ogunbowale Career Stats - Averages

SEASON	TEAM	GP	GS	MIN	PTS	OR	DR	REB	AST	STL	BLK	TO	FGM-FGA	FG%	3PM-3PA	3P%	FTM-FTA	FT%	PF
2019	DAL	33	28	32.1	19.1	0.6	1.8	2.4	3.2	1.1	0.0	2.1	6.5-16.7	38.8	1.7-4.9	35.2	4.4-5.4	81.5	2.6
2020	DAL	22	22	34.0	22.8	0.5	2.3	2.8	3.4	1.5	0.0	2.0	7.9-19.1	41.2	2.2-6.5	33.6	4.9-5.7	85.6	2.4
2021	DAL	32	32	31.3	18.7	0.7	2.5	3.2	3.3	1.2	0.0	2.1	6.2-16.3	38.3	2.5-6.7	37.6	3.8-4.4	86.4	2.3
2022	DAL	30	30	31.4	19.7	0.6	2.7	3.3	3.6	1.5	0.1	1.8	6.8-17.0	40.0	2.8-7.9	35.2	3.3-4.1	79.8	2.2
2023	DAL	40	40	37.2	21.2	0.5	2.9	3.4	4.5	1.7	0.1	2.6	7.5-18.8	39.8	2.9-8.5	34.3	3.4-3.8	87.6	2.7
2024	DAL	38	38	38.6	22.2	0.8	3.8	4.6	5.1	2.1	0.3	2.7	7.3-19.2	38.3	2.9-8.5	34.6	4.6-5.0	92.1	2.8
2025	DAL	29	29	33.3	15.5	0.3	2.1	2.5	4.1	1.3	0.2	2.1	5.1-13.9	36.4	1.7-5.4	30.4	3.7-4.0	93.1	2.6
2026	DAL	41	41	29.7	15.1	0.8	2.3	3.1	3.2	1.0	0.0	1.6	4.9-12.3	40.0	1.8-5.3	32.9	3.5-4.0	88.9	2.2
Overall:		265	260	33.6	19.2	0.6	2.6	3.2	3.8	1.4	0.1	2.1	6.5-16.6	39.1	2.3-6.8	34.4	3.9-4.5	87.0	2.5

Player Career Stats (Avg/Totals)

Arike Ogunbowale Career Stats - Totals

SEASON	TEAM	PTS	OR	DR	REB	AST	STL	BLK	TO	FGM-FGA	FG%	3PM-3PA	3P%	FTM-FTA	FT%	PF
2019	DAL	630	20	60	80	106	35	1	68	214-551	38.8	57-162	35.2	145-178	81.5	85
2020	DAL	501	10	51	61	75	34	0	45	173-420	41.2	48-143	33.6	107-125	85.6	53
2021	DAL	599	23	80	103	104	37	0	68	199-520	38.3	80-213	37.6	121-140	86.4	72
2022	DAL	590	18	80	98	108	45	3	54	204-510	40.0	83-236	35.2	99-124	79.8	65
2023	DAL	849	19	116	135	181	68	4	105	299-752	39.8	117-341	34.3	134-153	87.6	109
2024	DAL	845	29	144	173	195	81	11	103	279-729	38.3	112-324	34.6	175-190	92.1	107
2025	DAL	450	10	62	72	120	39	7	60	147-404	36.4	48-158	30.4	108-116	93.1	74
2026	DAL	620	34	93	127	131	41	2	66	202-505	40.0	72-219	32.9	144-162	88.9	91
Overall:		5084	163	686	849	1020	380	28	569	1717-4391	39.1	617-1796	34.4	1033-1188	87.0	656

Jessica Shepard Career Stats - Averages

SEASON	TEAM	GP	GS	MIN	PTS	OR	DR	REB	AST	STL	BLK	TO	FGM-FGA	FG%	3PM-3PA	3P%	FTM-FTA	FT%	PF
2019	MIN	6	0	18.7	4.8	1.5	4.2	5.7	3.5	0.3	0.2	2.5	1.8-4.8	37.9	0.2-1.2	14.3	1.0-1.3	75.0	1.5
2021	MIN	22	0	10.5	2.0	1.1	2.1	3.2	1.7	0.1	0.2	0.8	0.7-2.0	36.4	0.0-0.5	8.3	0.5-0.7	75.0	0.9
2022	MIN	36	22	26.1	8.1	2.0	5.4	7.4	3.0	0.4	0.3	1.7	3.0-6.0	50.2	0.2-0.6	26.1	1.9-2.6	73.4	2.1
2023	MIN	21	17	26.9	8.1	2.1	5.0	7.1	3.2	0.6	0.1	1.4	3.1-6.0	51.6	0.0-0.1	0.0	2.0-2.5	77.4	2.0
2024	MIN	40	12	20.9	8.0	2.3	5.0	7.3	2.6	0.5	0.1	1.5	3.3-5.2	63.8	0.0-0.0	0.0	1.4-2.6	54.4	1.1
2026	DAL	39	39	31.7	14.4	2.8	8.2	11.1	5.1	0.7	0.1	1.9	5.9-10.1	58.6	0.0-0.3	9.1	2.5-3.6	69.0	2.1
Overall:		164	90	23.9	8.6	2.1	5.4	7.6	3.3	0.5	0.2	1.6	3.4-6.2	55.5	0.1-0.3	16.1	1.7-2.5	67.8	1.6

Jessica Shepard Career Stats - Totals

SEASON	TEAM	PTS	OR	DR	REB	AST	STL	BLK	TO	FGM-FGA	FG%	3PM-3PA	3P%	FTM-FTA	FT%	PF
2019	MIN	29	9	25	34	21	2	1	15	11-29	37.9	1-7	14.3	6-8	75.0	9
2021	MIN	45	24	47	71	38	3	4	18	16-44	36.4	1-12	8.3	12-16	75.0	20
2022	MIN	291	72	194	266	107	14	12	62	108-215	50.2	6-23	26.1	69-94	73.4	75
2023	MIN	171	44	105	149	67	12	2	30	65-126	51.6	0-2	0.0	41-53	77.4	42
2025	MIN	320	92	201	293	104	19	4	58	132-207	63.8	0-1	0.0	56-103	54.4	44
2026	DAL	561	110	321	431	200	29	3	76	231-394	58.6	1-11	9.1	98-142	69.0	80
Overall:		1417	351	893	1244	537	79	26	259	563-1015	55.5	9-56	16.1	282-416	67.8	270

Maddy Siegrist Career Stats - Averages

SEASON	TEAM	GP	GS	MIN	PTS	OR	DR	REB	AST	STL	BLK	TO	FGM-FGA	FG%	3PM-3PA	3P%	FTM-FTA	FT%	PF
2023	DAL	39	0	8.2	3.7	0.9	0.6	1.6	0.2	0.2	0.2	0.2	1.5-2.9	50.9	0.1-0.4	33.3	0.7-0.7	93.1	0.7
2024	DAL	27	13	23.9	9.4	1.6	1.7	3.3	1.0	0.4	0.4	0.6	3.9-7.8	50.5	0.4-1.4	27.0	1.2-1.6	76.7	1.2
2025	DAL	26	15	27.0	12.7	2.0	2.3	4.3	0.8	0.7	0.6	0.5	5.1-10.3	49.1	1.0-3.1	32.1	1.5-2.2	69.0	1.9
2026	DAL	38	7	14.5	6.4	0.9	1.8	2.7	0.9	0.4	0.4	0.3	2.5-5.2	48.2	0.8-2.0	40.0	0.6-0.7	85.2	1.7
Overall:		130	35	17.0	7.5	1.3	1.5	2.8	0.7	0.4	0.4	0.4	3.0-6.1	49.5	0.5-1.6	34.1	0.9-1.2	78.3	1.3

Maddy Siegrist Career Stats - Totals

SEASON	TEAM	PTS	OR	DR	REB	AST	STL	BLK	TO	FGM-FGA	FG%	3PM-3PA	3P%	FTM-FTA	FT%	PF
2023	DAL	146	36	25	61	8	8	7	9	57-112	50.9	5-15	33.3	27-29	93.1	28
2024	DAL	255	43	47	90	27	10	10	15	106-210	50.5	10-37	27.0	33-43	76.7	33
2025	DAL	330	52	59	111	21	19	15	14	132-269	49.1	26-81	32.1	40-58	69.0	50
2026	DAL	245	33	70	103	34	16	15	10	96-199	48.2	30-75	40.0	23-27	85.2	63
Overall:		976	164	201	365	90	53	47	48	391-790	49.5	71-208	34.1	123-157	78.3	174

Player Career Stats (Avg/Totals)

Odyssey Sims Career Stats - Averages

SEASON	TEAM	GP	GS	MIN	PTS	OR	DR	REB	AST	STL	BLK	TO	FGM-FGA	FG%	3PM-3PA	3P%	FTM-FTA	FT%	PF
2014	TUL	34	31	34.4	16.7	0.8	2.0	2.8	4.2	1.3	0.3	2.1	5.9-14.6	40.6	1.4-4.0	34.6	3.5-4.2	83.9	2.6
2015	TUL	23	19	31.4	16.0	0.7	2.7	3.4	3.8	1.1	0.0	2.8	5.0-13.4	36.9	0.8-3.8	20.7	5.3-6.3	84.7	2.4
2016	DAL	34	30	31.6	14.0	0.6	1.9	2.5	3.9	1.1	0.2	2.5	4.5-12.7	35.3	1.2-4.4	28.0	3.8-4.3	88.3	2.3
2017	LAS	31	14	24.3	9.6	0.5	1.5	1.9	3.5	1.5	0.2	1.4	3.6-8.2	44.7	0.4-1.9	19.0	2.0-2.3	88.6	1.9
2018	LAS	34	24	25.6	8.2	0.4	2.1	2.5	2.8	0.6	0.0	1.5	3.1-7.9	38.8	0.4-1.6	27.3	1.7-2.3	72.2	1.6
2019	MIN	34	34	31.9	14.5	0.7	2.6	3.4	5.4	1.4	0.1	3.3	5.6-13.4	41.5	0.7-2.7	26.9	2.6-3.3	79.5	2.0
2020	MIN	13	7	18.5	9.4	0.6	1.4	2.0	3.5	0.5	0.1	1.9	3.2-8.0	40.4	0.6-1.8	33.3	2.3-2.5	90.9	1.7
2021	ATL	30	21	25.1	8.7	0.5	2.0	2.5	3.6	1.2	0.1	1.6	3.5-9.5	37.0	0.5-2.3	23.2	1.2-1.6	72.9	1.5
2022	2TM	7	0	20.7	6.9	0.3	1.6	1.9	2.9	1.1	0.3	1.7	2.4-7.6	32.1	0.6-2.1	26.7	1.4-2.1	66.7	1.6
2023	DAL	28	0	12.0	2.0	0.3	1.0	1.3	2.2	0.4	0.0	0.6	0.8-2.5	30.4	0.1-0.5	13.3	0.4-0.7	55.0	1.1
2024	2TM	24	17	29.2	12.6	0.7	1.4	2.1	5.3	1.2	0.2	2.2	4.9-10.1	48.3	0.8-2.4	34.5	2.0-2.6	76.2	1.5
2025	2TM	24	21	28.0	10.1	0.4	2.0	2.4	3.8	0.7	0.0	1.4	3.7-9.0	41.4	0.9-2.7	32.8	1.8-2.3	78.2	2.0
2026	DAL	32	11	14.4	4.7	0.1	0.8	0.9	2.0	0.5	0.1	1.0	1.6-4.3	37.7	0.5-1.5	31.3	1.0-1.1	86.1	1.2
Overall:		348	229	25.8	10.5	0.5	1.8	2.3	3.6	1.0	0.1	1.9	3.8-9.5	39.7	0.7-2.5	28.0	2.3-2.8	81.6	1.8

Odyssey Sims Career Stats - Totals

SEASON	TEAM	PTS	OR	DR	REB	AST	STL	BLK	TO	FGM-FGA	FG%	3PM-3PA	3P%	FTM-FTA	FT%	PF
2014	TUL	569	28	68	96	142	44	10	71	201-495	40.6	47-136	34.6	120-143	83.9	87
2015	TUL	368	16	62	78	88	25	1	64	114-309	36.9	18-87	20.7	122-144	84.7	55
2016	DAL	476	20	66	86	131	37	7	86	153-433	35.3	42-150	28.0	128-145	88.3	78
2017	LAS	299	14	45	59	108	45	5	44	113-253	44.7	11-58	19.0	62-70	88.6	60
2018	LAS	280	14	70	84	95	20	1	52	104-268	38.8	15-55	27.3	57-79	72.2	56
2019	MIN	492	24	90	114	185	46	4	112	189-455	41.5	25-93	26.9	89-112	79.5	68
2020	MIN	122	8	18	26	45	7	1	25	42-104	40.4	8-24	33.3	30-33	90.9	22
2021	ATL	261	15	60	75	108	37	2	49	105-284	37.0	16-69	23.2	35-48	72.9	45
2022	2TM	48	2	11	13	20	8	2	12	17-53	32.1	4-15	26.7	10-15	66.7	11
2023	DAL	55	8	29	37	62	12	0	17	21-69	30.4	2-15	13.3	11-20	55.0	3
2024	2TM	302	17	34	51	127	28	5	52	117-242	48.3	20-58	34.5	48-63	76.2	36
2025	2TM	242	10	47	57	90	17	1	33	89-215	41.4	21-64	32.8	43-55	78.2	48
2026	DAL	150	4	26	30	65	16	2	33	52-138	37.7	15-48	31.3	31-36	86.1	38
Overall:		3664	180	626	806	1266	342	41	650	1317-3318	39.7	244-872	28.0	786-963	81.6	635

Alanna Smith Career Stats - Averages

SEASON	TEAM	GP	GS	MIN	PTS	OR	DR	REB	AST	STL	BLK	TO	FGM-FGA	FG%	3PM-3PA	3P%	FTM-FTA	FT%	PF
2019	PHX	18	0	7.4	1.1	0.6	1.3	1.9	0.2	0.3	0.3	0.4	0.4-2.3	19.5	0.1-1.0	11.1	0.1-0.1	50.0	1.0
2020	PHX	19	0	15.6	6.1	1.1	2.5	3.6	1.2	0.3	0.8	0.9	2.3-5.4	42.2	0.5-2.3	23.3	1.1-1.5	69.0	2.5
2021	PHX	18	0	6.5	1.2	0.3	1.1	1.3	0.6	0.4	0.3	0.3	0.4-1.9	23.5	0.2-1.2	19.0	0.1-0.2	25.0	0.6
2022	IND	9	1	12.9	4.3	0.9	1.8	2.7	0.6	0.9	0.7	0.9	1.6-4.7	33.3	0.7-2.8	24.0	0.6-0.8	71.4	1.9
2023	CHI	38	35	26.5	9.2	1.8	4.7	6.6	1.8	1.3	1.3	1.5	3.5-7.0	49.8	0.8-2.7	29.4	1.4-2.1	67.9	3.1
2024	MIN	39	39	26.5	10.1	1.6	4.1	5.6	3.2	1.4	1.5	1.9	3.8-8.0	47.1	1.2-3.0	39.8	1.4-1.8	75.0	3.1
2025	MIN	42	42	26.5	9.6	1.5	3.5	5.1	2.9	1.3	1.9	1.5	3.8-7.9	48.5	1.3-3.8	32.9	0.7-1.5	47.7	2.8
2026	DAL	32	18	17.9	6.0	1.1	2.8	3.9	1.0	0.7	0.5	1.2	2.3-5.1	45.7	0.6-2.2	26.1	0.8-1.2	67.6	2.4
Overall:		215	135	20.4	7.1	1.3	3.2	4.5	1.8	1.0	1.1	1.3	2.7-6.0	45.5	0.8-2.6	30.5	0.9-1.4	64.6	2.4

Player Career Stats (Avg/Totals)

Alanna Smith Career Stats - Totals

SEASON	TEAM	PTS	OR	DR	REB	AST	STL	BLK	TO	FGM-FGA	FG%	3PM-3PA	3P%	FTM-FTA	FT%	PF
2019	PHX	19	11	24	35	4	5	5	8	8-41	19.5	2-18	11.1	1-2	50.0	18
2020	PHX	116	21	48	69	23	5	15	18	43-102	42.2	10-43	23.3	20-29	69.0	47
2021	PHX	21	5	19	24	10	7	6	6	8-34	23.5	4-21	19.0	1-4	25.0	10
2022	IND	39	8	16	24	5	8	6	8	14-42	33.3	6-25	24.0	5-7	71.4	17
2023	CHI	349	70	179	249	68	49	50	56	132-265	49.8	30-102	29.4	55-81	67.9	116
2024	MIN	395	61	158	219	124	53	57	76	147-312	47.1	47-118	39.8	54-72	75.0	119
2025	MIN	404	65	149	214	121	55	80	65	160-330	48.5	53-161	32.9	31-65	47.7	116
2026	DAL	193	36	90	126	33	23	15	38	75-164	45.7	18-69	26.1	25-37	67.6	76
Overall:		1536	277	683	960	388	205	234	275	587-1290	45.5	170-557	30.5	192-297	64.6	519

Li Yueru Career Stats - Averages

SEASON	TEAM	GP	GS	MIN	PTS	OR	DR	REB	AST	STL	BLK	TO	FGM-FGA	FG%	3PM-3PA	3P%	FTM-FTA	FT%	PF
2022	CHI	16	0	5.1	1.8	0.3	1.2	1.5	0.1	0.1	0.1	0.8	0.5-1.1	44.4	0.0-0.0	0.0	0.8-0.8	100.0	0.6
2024	LAS	38	2	14.4	5.1	1.4	2.2	3.7	0.6	0.3	0.2	0.9	1.8-3.9	46.3	0.1-0.4	26.7	1.4-1.6	89.8	2.1
2025	2TM	31	12	16.8	6.0	1.7	2.9	4.5	0.9	0.3	0.3	1.0	2.0-4.9	40.5	0.6-1.8	36.4	1.4-1.6	86.0	1.8
2026	DAL	30	0	10.4	3.4	0.9	1.9	2.7	0.4	0.1	0.3	0.6	1.0-2.5	38.7	0.3-1.1	23.5	1.2-1.6	72.9	1.4
Overall:		115	14	12.7	4.4	1.2	2.2	3.4	0.6	0.2	0.3	0.8	1.5-3.4	42.5	0.3-0.9	30.8	1.2-1.5	84.6	1.6

Li Yueru Career Stats - Totals

SEASON	TEAM	PTS	OR	DR	REB	AST	STL	BLK	TO	FGM-FGA	FG%	3PM-3PA	3P%	FTM-FTA	FT%	PF
2022	CHI	28	5	19	24	2	2	2	13	8-18	44.4	0-0	0.0	12-12	100.0	9
2024	LAS	193	55	85	140	22	12	9	33	68-147	46.3	4-15	26.7	53-59	89.8	80
2025	2TM	187	52	89	141	29	9	9	30	62-153	40.5	20-55	36.4	43-50	86.0	57
2026	DAL	101	26	56	82	13	4	9	19	29-75	38.7	8-34	23.5	35-48	72.9	42
Overall:		509	138	249	387	66	27	29	95	167-393	42.5	32-104	30.8	143-169	84.6	188

Haley Jones Career Stats - Averages

SEASON	TEAM	GP	GS	MIN	PTS	OR	DR	REB	AST	STL	BLK	TO	FGM-FGA	FG%	3PM-3PA	3P%	FTM-FTA	FT%	PF
2023	ATL	40	6	14.6	3.7	0.4	2.0	2.4	2.3	0.4	0.3	1.4	1.4-4.2	33.7	0.2-0.7	21.4	0.8-1.0	75.6	1.7
2024	ATL	40	24	17.8	3.9	0.3	2.0	2.2	2.1	0.4	0.3	1.7	1.5-3.7	39.7	0.2-0.7	21.4	0.8-1.2	70.2	2.0
2025	2TM	28	16	21.2	7.3	0.6	2.9	3.5	2.3	0.8	0.8	1.7	3.0-6.7	45.2	0.4-1.4	30.8	0.8-1.3	62.9	2.3
2026	2TM	9	0	7.9	3.3	0.4	1.3	1.8	1.0	0.2	0.0	0.8	1.3-2.4	54.5	0.0-0.3	0.0	0.7-0.9	75.0	1.0
Overall:		117	46	16.8	4.6	0.4	2.1	2.5	2.1	0.5	0.4	1.5	1.8-4.5	40.4	0.2-0.8	24.5	0.8-1.1	70.2	1.9

Haley Jones Career Stats - Totals

SEASON	TEAM	PTS	OR	DR	REB	AST	STL	BLK	TO	FGM-FGA	FG%	3PM-3PA	3P%	FTM-FTA	FT%	PF
2023	ATL	149	14	80	94	92	16	12	54	56-166	33.7	6-28	21.4	31-41	75.6	69
2024	ATL	155	10	78	88	84	14	11	68	58-146	39.7	6-28	21.4	33-47	70.2	80
2025	2TM	204	18	80	98	64	21	22	48	85-188	45.2	12-39	30.8	22-35	62.9	64
2026	2TM	30	4	12	16	9	2	0	7	12-22	54.5	0-3	0.0	6-8	75.0	9
Overall:		538	46	250	296	249	53	45	177	211-522	40.4	24-98	24.5	92-131	70.2	222

Christyn Williams Career Stats - Averages

SEASON	TEAM	GP	GS	MIN	PTS	OR	DR	REB	AST	STL	BLK	TO	FGM-FGA	FG%	3PM-3PA	3P%	FTM-FTA	FT%	PF
2025	DAL	4	0	11.3	4.3	0.5	0.5	1.0	0.8	0.0	0.0	0.3	1.5-4.0	37.5	0.3-1.0	25.0	1.0-1.5	66.7	1.0
2026	DAL	2	0	5.5	0.5	0.0	1.0	1.0	0.5	0.0	0.5	0.0	0.0-2.0	0.0	0.0-0.5	0.0	0.5-1.0	50.0	0.0
Overall:		6	0	9.3	3.0	0.3	0.7	1.0	0.7	0.0	0.2	0.2	1.0-3.3	30.0	0.2-0.8	20.0	0.8-1.3	62.5	0.7

Player Career Stats (Avg/Totals)

Christyn Williams Career Stats - Totals

SEASON	TEAM	PTS	OR	DR	REB	AST	STL	BLK	TO	FGM-FGA	FG%	3PM-3PA	3P%	FTM-FTA	FT%	PF
2025	DAL	17	2	2	4	3	0	0	1	6-16	37.5	1-4	25.0	4-6	66.7	4
2026	DAL	1	0	2	2	1	0	1	0	0-4	0.0	0-1	0.0	1-2	50.0	0
Overall:		18	2	4	6	4	0	1	1	6-20	30.0	1-5	20.0	5-8	62.5	4

Kitija Laksa Career Stats - Averages

SEASON	TEAM	GP	GS	MIN	PTS	OR	DR	REB	AST	STL	BLK	TO	FGM-FGA	FG%	3PM-3PA	3P%	FTM-FTA	FT%	PF
2025	PHX	33	5	19.0	5.9	0.3	0.9	1.2	0.6	0.4	0.2	0.6	2.0-5.5	36.7	1.2-3.6	31.7	0.8-1.0	81.3	1.5
2026	DAL	1	0	15.0	10.0	2.0	2.0	4.0	0.0	0.0	1.0	1.0	4.0-8.0	50.0	2.0-4.0	50.0	0.0-0.0	0.0	2.0
Overall:		34	5	18.9	6.1	0.4	0.9	1.3	0.6	0.4	0.2	0.6	2.1-5.5	37.2	1.2-3.6	32.3	0.8-0.9	81.3	1.5

Kitija Laksa Career Stats - Totals

SEASON	TEAM	PTS	OR	DR	REB	AST	STL	BLK	TO	FGM-FGA	FG%	3PM-3PA	3P%	FTM-FTA	FT%	PF
2025	PHX	196	11	29	40	21	12	6	19	66-180	36.7	38-120	31.7	26-32	81.3	48
2026	DAL	10	2	2	4	0	0	1	1	4-8	50.0	2-4	50.0	0-0	0.0	2
Overall:		206	13	31	44	21	12	7	20	70-188	37.2	40-124	32.3	26-32	81.3	50

Wings Spotter Chart

1
Odyssey Sims
Guard
Baylor

5
Paige Bueckers
Guard
Connecticut

7
Alysha Clark
Forward
Middle Tennessee

8
Alanna Smith
Forward
Stanford

10
Aziaha James
Guard
NC State

13
Christyn Williams
Guard
Connecticut

20
Maddy Siegrist
Forward
Villanova

24
Arike Ogunbowale
Guard
Notre Dame

28
Li Yueru
Center
China

30
Haley Jones
Forward-Guard
Stanford

32
Jessica Shepard
Forward
Notre Dame

33
Kitija Laksa
Guard
South Florida

34
Awak Kuier
Forward
Finland

35
Azzi Fudd
Guard
Connecticut

Jose Fernandez
Head Coach



David Adkins
Assistant Coach

Camille Smith
Assistant Coach

Empress Davenport
Assistant Coach

Mike Neighbors
Assistant Coach