DALLAS WINGS

2026 GAME NOTES

#WingsUp

2026 SCHEDULE

APRIL			
Preseason			
Thurs.	*30*	*at Indiana*	*W, 95-80*
MAY			
Preseason			
Sun.	*3*	*Las Vegas*	*W, 101-84*
Sat.	9	at Indiana	W, 107-104
Tues.	12	Atlanta	L, 77-72
Thurs.	14	Minnesota	L, 90-86
Mon.	18	Washington	W, 92-69
Wed.	20	at Chicago	W, 99-89
Fri.	22	at Atlanta	L, 86-69
Sun.	24	at New York	W, 91-76
Thurs.	28	Las Vegas	W, 95-87
JUNE			
Mon.	1	Seattle	W, 79-56
Fri.	5	at Los Angeles	W, 104-96
Tues.	9	at Minnesota	L, 100-76
Thurs.	11	Phoenix	W, 85-70
Sat.	13	at Portland	L, 84-83
Mon.	15	Las Vegas	W, 96-66
Wed.	17	at Golden State	L, 91-80
Sat.	20	Chicago	W, 93-92
Mon.	22	at Seattle	W, 112-110 OT
Thurs.	25	at Las Vegas	L, 99-84
Sun.	28	Minnesota	L, 85-77
JULY			
Thurs.	2	at Connecticut	W, 86-83
Sun.	5	at Toronto	W, 89-76
Tues.	7	at New York	W, 88-77
Fri.	10	at Toronto	W, 108-95
Sun.	12	Chicago	W, 96-91
Sun.	19	Los Angeles	W, 90-82
Mon.	20	New York	L, 99-98 OT
Wed.	22	at Portland	W, 101-97
Wed.	29	Atlanta	L, 82-81
Fri.	31	at Washington	L, 81-75
AUGUST			
Sun.	2	Connecticut	W, 83-63
Wed.	5	at Washington	L, 96-92
Fri.	7	Golden State	L, 94-76
Sun.	9	at Minnesota	L, 103-90
Wed.	12	Toronto	W, 94-88
Fri.	14	at Indiana	L, 98-87
Mon.	17	at Golden State	L, 78-70
Thurs.	20	Indiana	W, 91-85
Sun.	23	Seattle	W, 92-70
Tues.	25	Portland	W, 96-78
Sun.	30	Connecticut	7 p.m.
SEPTEMBER			
Thurs.	17	Los Angeles	7 p.m.
Sat.	19	Phoenix	12 p.m.
Mon.	21	at Phoenix	9 p.m.
Wed.	23	at Seattle	9 p.m.

All times central

2026 Record Breakdown

	Record	Home	Away
Overall	23-16	13-6	10-10
Eastern	13-7	6-3	7-4
Western	10-9	7-3	3-6
Overtime	1-0	0-0	1-0
Comm. Cup	4-3	3-0	1-3

Dallas Wings (23-16) vs. Connecticut Sun (10-29)

Sunday, August 30 • 7:30 p.m. CT

College Park Center • Arlington, TX

WFAA • KFAA

PXP: Ron Thulin • Analyst: Fran Harris • Sideline: Alexis Davis

LAST GAME'S STARTERS

#5 Paige Bueckers

G • 6-0 • Connecticut • Second Season

2026 Averages	Notables	Last Time Out
20.6 pts 4.1 reb 5.9 ast 0.8 stl	Named to the 2026 USA FIBA World Cup Team; Named Western Conference Player of the Week on 7/14; Went for a season-high 34 points at TOR 7/10; Named 2026 WNBA All-Star starer; Hit 1,000 career-points on 6/22 at SEA, tying Elena Delle Donne for 4th fastest in WNBA history to hit the mark; Tied Wings single game assist record with 14 assists at LAS on 6/5; 2025 WNBA Rookie of the Year; All-WNBA Second Team, WNBA All-Rookie Team, WNBA All-Star, AP Rookie of the Year, AP All-WNBA Second Team (2025)	22 pts, 4 reb, 11 ast, 2 stl, 1 blk 32 minutes vs. Portland (8/25/26)

#24 Arike Ogunbowale

G • 5-8 • Notre Dame • Eighth Season

2026 Averages	Notables	Last Time Out
15.2 pts 3.1 reb 3.2 ast 1.0 stl	Went for season-high 32 points on 8/20 vs. IND; Re-signed with Dallas on April 11, 2026; Originally drafted No. 5 overall by Dallas in 2019; Franchise all-time leader in points, FGM, 3PM and FTM; 4x WNBA All-Star, 2x All-Star Game MVP, All-WNBA First-Team (2020), All-WNBA Second-Team (2021, 2024), WNBA All-Rookie Team (2019); Won 2026 Unrivaled Championship with Mist Basketball Club alongside A. Smith and L. Yueru	17 pts, 2 reb, 4 ast, 2 stl 33 minutes vs. Portland (8/25/26)

#34 Awak Kuier

F • 6-6 • Finland • Fourth Season

2026 Averages	Notables	Last Time Out
6.0 pts 3.7 reb 1.0 ast 1.5 blk	Set Wings single game block record with seven on 8/20 vs. IND...Became Wings all-time blocks leader on 8/17 at GSV... Leads the Wings with 1.4 bpg...Recorded her first double-double with 10 points an 12 rebounds at NYL on 7/7...Made her first start since September 5, 2023 on 6/15 vs. Las Vegas... Notched a career-high 16 points on 5/22 at Atlanta... .Originally drafted No. 2 overall by the Wings in 2021...	12 pts, 12 reb, 3 stl, 5 blk 33 minutes vs. Portland (8/25/26)

#8 Alanna Smith

F • 6-4 • Stanford • Eighth Season

2026 Averages	Notables	Last Time Out
6.0 pts 4.0 reb 1.1 ast 0.7 stl	Named to the 2026 Australia FIBA World Cup Team; Signed a three-year deal with the Wings on April 11, 2026; 2025 Kia Co-Defensive Player of the Year; 2025 WNBA All-Defensive First Team; 2024 WNBA All-Defensive Second Team; Finished third in the league in both blocks per game (1.9) and total blocks (80) in 2025, setting career highs in both categories during the 2025 season with Minnesota.	10 pts, 5 reb, 2 ast, 1 stl 24 minutes vs. Portland (8/25/26)

#32 Jessica Shepard

F • 6-4 • Notre Dame • Sixth Season

2026 Averages	Notables	Last Time Out
14.4 pts 11.1 reb 5.0 ast 0.7 stl	Set a new career-high with 26 pts on 8/20 vs. IND...Named 2026 WNBA All-Star starter (first All-Star nod of her career); 2x WNBA Western Conference Player of the Week (6/2, 6/23); Recorded third career-triple-double and fourth triple-double in Wings history on May 28 vs. Las Vegas with 22 points, 20 rebounds and 10 assists- becoming the only player in WNBA history to record that stat line; Has tallied four of the five triple-doubles in the WNBA this season (5/20, 5/28, 6/25 and 7/22)	21 pts, 9 reb, 6 ast, 2 stl 34 minutes vs. Portland (8/25/26)

Status Report - August 29, 2026

Azzi Fudd- OUT/NWT (right knee)
Kitija Laska- OUT (personal/immigration process)

Dallas Wings PR

Pam Flenke, SVP and Chief Communications Officer • pflenke@dallaswings.com
Caroline O'Keefe, Communications Director • cokeefe@dallaswings.com
Jason Riedmiller, Communications Coordinator • jriedmiller@dallaswings.com

Numerical Roster

#	Name	Pos.	Ht.	D.O.B.	Exp.	From
0	Sug Sutton	G	5-8	12-17-1998	4 yrs	Texas/USA
1	Odyssey Sims	G	5-8	8-13-1992	12 yrs	Baylor/USA
5	Paige Bueckers	G	6-0	10-20-2001	1 yr	Connecticut/USA
7	Alysha Clark	F	5-11	7-7-1987	13 yrs	Middle Tennessee/USA
8	Alanna Smith	F	6-4	9-10-1996	7 yrs	Stanford/Australia
10	Aziaha James	G	5-10	11-19-2002	1 yr	North Carolina State/USA
13	Christyn Williams*	G	5-11	5-20-2000	1 yr	Connecticut/USA
20	Maddy Siegrist	F	6-2	5-22-2000	3 yrs	Villanova/USA
24	Arike Ogunbowale	G	5-8	3-2-1997	7 yrs	Notre Dame/USA
28	Li Yueru	C	6-7	3-28-1999	3 yrs	China
30	Haley Jones*	F-G	6-1	5-23-2001	3 yrs	Stanford/USA
32	Jessica Shepard	F	6-4	9-11-1996	5 yrs	Notre Dame/USA
34	Awak Kuier	F	6-6	8-19-2001	3 yrs	Finland
33	Kitija Laksa	G	6-1	5-21-1996	1 yr	South Florida
35	Azzi Fudd	G	5-11	11-11-2002	R	Connecticut/USA

*development player

Alphabetical Roster

#	Name	Pos.	Ht.	D.O.B.	Exp.	From
5	Paige Bueckers	G	6-0	10-20-2001	1 yr	Connecticut/USA
7	Alysha Clark	F	5-11	7-7-1987	13 yrs	Middle Tennessee/USA
35	Azzi Fudd	G	5-11	11-11-2002	R	Connecticut/USA
10	Aziaha James	G	5-10	11-19-2002	1 yr	North Carolina State/USA
30	Haley Jones*	F-G	6-1	5-23-2001	3 yrs	Stanford/USA
34	Awak Kuier	F	6-6	8-19-2001	3 yrs	Finland
33	Kitija Laksa	G	6-1	5-21-1996	1 yr	South Florida
24	Arike Ogunbowale	G	5-8	3-2-1997	7 yrs	Notre Dame/USA
32	Jessica Shepard	F	6-4	9-11-1996	5 yrs	Notre Dame/USA
20	Maddy Siegrist	F	6-2	5-22-2000	3 yrs	Villanova/USA
1	Odyssey Sims	G	5-8	8-13-1992	12 yrs	Baylor/USA
8	Alanna Smith	F	6-4	9-10-1996	7 yrs	Stanford/Australia
0	Sug Sutton	G	5-8	12-17-1998	4 yrs	Texas/USA
13	Christyn Williams*	G	5-11	5-20-2000	1 yr	Connecticut/USA
28	Li Yueru	C	6-7	3-28-1999	3 yrs	China

*development player

Coaches & Staff

Head Coach: Jose Fernandez
Assistant Coach: Camille Smith
Assistant Coach: David Adkins
Assistant Coach: Empress Davenport
Assistant Coach: Mike Neighbors
Director of Player Development: LaMont Russell
Assistant Player Development Coach and Strategist: Justin Keller
Video Coordinator: Anthony Brammer
Basketball Operations Manager: Kiara Madison
Basketball Operations Coordinator: Anecia Coleman

Director of Sports Medicine and Player Health: Allison Russell
Head Athletic Trainer- Natalie Trotter
Associate Head Athletic Trainer: Aiyana Williams
Strength and Conditioning Coach: Preston Smith
Team Physician: Dr. Ankit Patel
Team Chiropractor: Neal Griffen, DC
Team Psychologist: Dr. Trent Petrie
Team Nutritionist: Brittney Bearden
Massage Therapist: Erika Glassey

Pronunciation Guide

Paige Bueckers		BECK-ers
Alysha Clark	uh-LEE-sha	
Azzi Fudd	ay-zee (sounds like letter A then letter Z)	
Aziaha James	uh-ZEYE(rhymes with eye)-uh	
Awak Kuier	uh-WOK (rhymes with rock)	KOO-ear
Kitija Laksa	KI-tee-yah	LAHK-sah
Arike Ogunbowale	ar-EE-kay	OH-goon-buh-WALL-ay
Maddy Siegrist		SEE-grist
Alanna Smith	uh-LAN-uh (like Atlanta)	
Sug Sutton	sh-oog	SUT-in
Li Yueru	LEE	yuh-roo

How The Wings Were Built

Draft	Trade	Free Agency
Arike Ogunbowale 2019 (Round 1, 5th Pick Overall) Awak Kuier 2021 (Round 1, 2nd PIck Overall) Maddy Siegrist 2023 (Round 1, 3rd Pick Overall) Paige Bueckers 2025 (Round 1, 1st Pick Overall) Aziaha James 2025 (Round 1, 12th Pick Overall) Azzi Fudd 2026 (Round 1, 1st Pick Overall)	Li Yueru (2025, from Seattle)	Alysha Clark (2026) Haley Jones (2026) Kitija Laksa (2026) Alanna Smith (2026) Jessica Shepard (2026) Odyssey Sims (2026) Sug Sutton (2026) Christyn Williams (2026)

2026 Broadcast Schedule

Day	Date	Home/Away	Opponent	Location	Time (CT)	Network
Thursday	*April 30*	*Away*	*Indiana*	*Indianapolis, IN*	*6:00 PM*	*ION*
Sunday	*May 3*	*Home*	*Las Vegas*	*Austin, TX*	*6:00 PM*	*ION*
Saturday	May 9	Away	Indiana	Indianapolis, IN	12:00 PM	ABC
Tuesday	May 12	Home	Atlanta	Arlington, TX	7:00 PM	KFAA
Thursday	May 14	Home	Minnesota	Arlington, TX	7:00 PM	Prime
Monday	May 18	Home	Washington	Arlington, TX	7:00 PM	Peacock/KFAA
Wednesday	May 20	Away	Chicago	Chicago, IL	8:00 PM	USA/KFAA
Friday	May 22	Away	Atlanta	Atlanta, GA	6:30 PM	ION
Sunday	May 24	Away	New York	Brooklyn, NY	2:30 PM	NBC
Thursday	May 28	Home	Las Vegas	Arlington, TX	7:00 PM	Prime
Monday	June 1	Home	Seattle	Arlington, TX	7:00 PM	USA/KFAA
Friday	June 5	Away	Los Angeles	Los Angeles, CA	9:00 PM	ION
Tuesday	June 9	Away	Minnesota	Minneapolis, MN	7:00 PM	KFAA
Thursday	June 11	Home	Phoenix	Arlington, TX	8:00 PM	Prime
Saturday	June 13	Away	Portland	Portland, OR	7:30 PM	KFAA
Monday	June 15	Home	Las Vegas	Arlington, TX	7:00 PM	USA/KFAA
Wednesday	June 17	Away	Golden State	San Francisco, CA	9:00 PM	KFAA
Saturday	June 20	Home	Chicago	Arlington, TX	7:00 PM	CBS
Monday	June 22	Away	Seattle	Seattle, WA	9:00 PM	KFAA
Thursday	June 25	Away	Las Vegas	Las Vegas, NV	9:00 PM	NBA TV/KFAA
Sunday	June 28	Home	Minnesota	Arlington, TX	1:00 PM	CBS
Thursday	July 2	Away	Connecticut	Hartford, CT	7:00 PM	Prime/KFAA
Sunday	July 5	Away	Toronto	Toronto, ON	2:00 PM	KFAA
Tuesday	July 7	Away	New York	Brooklyn, NY	7:00 PM	ESPN
Friday	July 10	Away	Toronto	Montreal, QC	6:30 PM	ION
Sunday	July 12	Home	Chicago	Dallas, TX	6:00 PM	ESPN
Sunday	July 19	Home	Los Angeles	Arlington, TX	12:00 PM	ABC
Monday	July 20	Home	New York	Arlington, TX	7:00 PM	KFAA
Wednesday	July 22	Away	Portland	Portland, OR	9:00 PM	USA/KFAA
Wednesday	July 29	Home	Atlanta	Arlington, TX	7:00 PM	USA/KFAA
Friday	July 31	Away	Washington	Washington, DC	6:30 PM	ION
Sunday	August 2	Home	Connecticut	Arlington, TX	6:00 PM	ESPN
Wednesday	August 5	Away	Washington	Washington, DC	6:30 PM	KFAA
Friday	August 7	Home	Golden State	Dallas, TX	8:30 PM	ION
Sunday	August 9	Away	Minnesota	Minneapolis, MN	2:30 PM	NBC
Wednesday	August 12	Home	Toronto	Arlington, TX	7:00 PM	USA/KFAA
Friday	August 14	Away	Indiana	Indianapolis, IN	6:30 PM	ION
Monday	August 17	Away	Golden State	San Francisco, CA	9:00 PM	Peacock/KFAA
Thursday	August 20	Home	Indiana	Dallas, TX	7:00 PM	Prime/WFAA
Sunday	August 23	Home	Seattle	Arlington, TX	3:00 PM	NBA TV/KFAA
Tuesday	August 25	Home	Portland	Arlington, TX	7:00 PM	NBA TV/KFAA
Sunday	August 30	Home	Connecticut	Arlington, TX	7:00 PM	KFAA
Thursday	September 17	Home	Los Angeles	Arlington, TX	7:00 PM	USA/KFAA
Saturday	September 19	Home	Phoenix	Arlington, TX	12:00 PM	CBS
Monday	September 21	Away	Phoenix	Phoenix, AZ	9:00 PM	USA/KFAA
Wednesday	September 23	Away	Seattle	Seattle, WA	9:00 PM	USA/KFAA

2026 Dallas Wings Nike Rebel Edition Uniform

Arlington, TX (May 8, 2025) — The Dallas Wings in partnership with the WNBA and Nike, have unveiled their newest WNBA Nike Rebel Edition Uniform, the team announced today. The Wings' new Rebel Edition uniform represents a bold celebration of Dallas, the evolution of the franchise, and the rich history of women's basketball in the city. Several elements of the uniform serve as symbols and homages to the city of Dallas. The design process began two years ago alongside the organization's announcement that it would move to Dallas full-time, with the goal of creating a uniform deeply rooted in the culture and landmarks of the city.

Most significantly, the uniform honors the legacy of women's professional basketball in Dallas. The script lettering across the jersey draws inspiration from the logo of the historic Dallas Diamonds teams that competed in the late 1970s and 1980s in the WBL and WABA. Additional nods to the Dallas Diamonds appear throughout the uniform, including a diamond detail featured within the "Wings" wordmark on the shorts.

The jersey prominently features "Dallas" across the chest as a reflection of the team's connection to the city and its future downtown presence. The royal blue colorway also serves as a nod to the franchise's early years in North Texas, reviving a fan-favorite color that had not been worn on court since 2017.

Additionally, several design details pay tribute to iconic elements of the Dallas skyline. The shorts feature patterns inspired by the city's signature cable and arch bridges, including the famous Margaret Hunt Hill Bridge. The jersey piping incorporates a crisscross pattern modeled after the illuminated aluminum framework of Dallas's Reunion Tower.

Dallas Wings Select Azzi Fudd No. 1 Overall In 2026 WNBA Draft

New York, NY (April 13, 2026) – The Dallas Wings selected University of Connecticut guard Azzi Fudd with the No. 1 overall pick in Monday's WNBA Draft 2026 presented by State Street Investment Management SPY. A 5-11 sharpshooting guard, Fudd comes to Dallas after five years with the Huskies, including the 2025 NCAA Championship season.

Accolades poured in for Fudd during her final season in Storrs, claiming All-America honors from the Associated Press, USBWA and Wooden Award. She was the 2026 BIG EAST Scholar-Athlete of the Year and All-BIG EAST First Team member, while also earning NCAA Fort Worth Regional 1 All-Region Team recognition, leading the Huskies to their 25th trip to the Final Four.

Fudd played her best collegiate basketball season in 2025-26. Starting all 39 games, she averaged a career-high 17.7 points per game on personal-best shooting percentages (.489/.455/.955). She set single-season career highs in points (673), rebounds (100), assists (117), blocks (18) and steals (97). Her three-point percentage ranked fifth nationally, while total three-pointers made (117) led all of Division I.

During her redshirt-junior season in 2024-25, Fudd helped lead the Huskies to their 12th national title. She averaged 17.5 points per game in the NCAA Tournament alone, highlighted by 24 points in the National Championship win over South Carolina. Fudd was named the NCAA Final Four Most Outstanding Player. She also earned 2025 All-BIG EAST First Team honors and was voted to the BIG EAST All-Tournament Team.

Paige Bueckers, Jessica Shepard Named WNBA All-Star Game Starters



Arlington, TX (July 2, 2026) - Starters for the 2026 AT&T WNBA All-Star Game were announced today by the league with Dallas Wings guard Paige Bueckers and forward Jessica Shepard included in the 10-person list. Bueckers is set to start her second consecutive All-Star Game, while Shepard garnered All-Star recognition for the first time in her six-year WNBA career. Bueckers received the most votes (1,045,051) from fans in the WNBA All-Star Voting 2026 presented by Ally.

In addition to garnering the most fan votes, Bueckers was the top-ranked guard as voted on by the league's players and No. 2-ranked guard by the media; Shepard was the third-ranked frontcourt player by media and players, and garnered the fourth-most frontcourt votes by the fans. Also of note, Wings rookie guard Azzi Fudd received the fourth-most fan votes for her position and was the 10th-ranked guard overall, by weighted score.

Paige Bueckers Named Western Conference Player of the Week 7/2-7/12

Arlington, TX (July 14, 2026) – Dallas Wings guard Paige Bueckers was named WNBA Western Conference Player of the Week for games played from July 2-12, the league announced today. It marks the first Player of the Week honor of Bueckers' career and third Player of the Week nod earned by a Wings player this season (Jessica Shepard- 5/31, 6/23). Bueckers' recognition comes after she was also named the Associated Press Player of the Week on July 13. Bueckers averaged 23.6 points, 5.8 rebounds and 7.4 assists per game during the 5-0 stretch for the Wings, helping the team secure its longest winning streak since the 2023 season.

- **July 2 at CON:** 25 points, 7 rebounds, 7 assists
- **July 5 at TOR:** 22 points, 3 rebounds, 7 assists
- **July 7 at NYL:** 15 points, 7 rebounds, 6 assists
- **July 10 at TOR:** 34 points, 6 rebounds, 6 assists
- **July 12 vs. CHI:** 22 points, 6 rebounds, 11 assists

Dallas Wings To Play At American Airlines Center For 2027 Season

Arlington, TX (Aug. 3, 2026) – The Dallas Wings will play the team's home games for the 2027 season at American Airlines Center in Dallas, the team announced today. The Wings, who relocated to North Texas prior to the 2016 WNBA season, have played the last 11 seasons at College Park Center in Arlington.

The Wings played two regular-season games at AAC in 2025, including a record-setting showing on June 27 against the Indiana Fever. Dallas and Indiana played in front of a sold-out crowd of 20,409 at AAC, marking a franchise single-game record, the largest WNBA crowd in Texas ever and just the eighth regular-season game in WNBA history to feature more than 20,000 fans in attendance. Dallas has three scheduled games at AAC during the 2026 season, including a rematch with the Fever on Aug. 20, along with this Friday's showdown with the Golden State Valkyries.

Dallas Wings Clinch 2026 Playoff Berth

Arlington, TX (Aug. 25, 2026) – With tonight's 96-78 win over the Portland Fire, the Dallas Wings have clinched a WNBA Playoff berth and a top eight finish in the 2026 WNBA standings. Dallas is headed to the postseason for the first time since 2023 and sixth since 2016, when the team relocated to North Texas. Mathematically the Wings can finish anywhere between second and eighth. The First Round is a best-of-three series (1–1–1 format) where the higher seed hosts Games 1 and 3 (if necessary).

The Wings improve to 23-16 on the year, marking a team record for wins in a season. The Wings are also on the cusp of securing their highest winning percentage in team history, needing two more regular-season victories to accomplish the feat.

Dallas Wings Head Coach Jose Fernandez, who was hired in October 2025, becomes the 38th first-year WNBA head coach in league history to secure a playoff bid and third in the last two seasons, with Atlanta's Karl Smesko and Golden State's Natalie Nakase also achieving the accomplishment in 2025.



Notable Storylines

- ***Hot Start for the Wings…*** The Dallas Wings got off to a hot start in their 92-70 win over the Storm on Sunday afternoon. Bueckers had one of the best opening quarters in Dallas Wings history, tallying 18 points to match the team record for points in a first quarter. The Wings totaled 34 points as a team, including six made triples, both the most for a Dallas first quarter since the 2024 season. Dallas is 13-5 on the year when outscoring opponents in the first quarter of play.
- ***Have a Day Paige…*** Paige Bueckers had a historic afternoon with a game-high 32 points, including a flawless 6-6 from three to tie the WNBA record for most threes made without a miss on Sunday against Seattle. Bueckers' 30-point outing was the fifth of her career – third most in Wings history. Of her 32 points, 23 came in the first half including 18 in the first quarter alone, as Bueckers single handedly outscored Seattle in the first quarter (18-17). Bueckers matches Tamika Catchings (2002), Maya Moore (2011), Kristi Toliver (2012) and Stefanie Dolson (2024) as the lone players in WNBA history to make six threes without a miss.
- ***Wings Win…*** The next win for Dallas will set a new record for most wins in a regular season in Wings history, as the team matched the previous record set in 2023 (22 wins) with a 92-70 win over the Seattle Storm. This season marks just the second time the Wings have hit at least 20 wins in a regular season since the franchise relocated to North Texas in 2016.
- ***Player Milestones…*** Multiple Wings players hit statistical milestones in the win on Sunday afternoon, led by guard Paige Bueckers who eclipsed 400 assists and 100 three-point field goals made in her WNBA career, becoming the fastest player in franchise history to hit those marks (72 games). Center Li Yueru eclipsed 500 points in her WNBA career, while forward Jessica Shepard grabbed her 400th rebound in a Wings uniform, doing so in a record 36 games. Shepard is the only player this season to record at least 400 rebounds and 175 assists.
- ***Kuier's Block Party…*** Wings forward Awak Kuier made Wings history, finishing with a career-high seven blocks to set a Wings franchise record for blocks in the win over Indiana on August 20, breaking the previous standard of five, initially set in 2018 and matched by Kuier in 2021. Her seven-block outing was one of only three performances of seven or more blocks league-wide this season.
- ***Shepard Sets a New Standard…*** Jessica Shepard recorded a career-high 26 points in the win over the Fever on Thursday. She tallied 22 of her 26 points in the first half, tying her previous career high after 18 minutes of play. Shepard became the first player in Wings history to tally at least 10 field goals while shooting at least 90% from the field in a single half, as she finished the first half shooting 10/11 from the floor.
- ***Arike Takes Over…*** Arike Ogunbowale led the Wings in the 91-85 win over Indiana on August 20, notching a season-high 32 points. With the performance, the veteran guard eclipsed 5,000 points in her WNBA career, becoming the third fastest player to reach 5,000 points and 1,000 assists in WNBA history (261 games). Ogunbowale poured in 25 of her team-high 32 points in the second half, setting a season high for points in a half.
- ***Playmaker Paige…*** With eight assists on August 20 night against Indiana, Paige Bueckers passed Skylar Diggins (199) for most assists in a single season in Wings history. The sophomore guard also eclipsed 700 points on the season in the win, joining Arike Ogunbowale, Liz Cambage and Satou Sabally as the only four players in Wings history to hit the 700-point mark in a single season.
- ***Big-time Matchup…*** The Wings and Fever's August 14 showdown became the most-watched WNBA game in ION history, averaging 1.62 million viewers and reaching a peak audience of 2.2 million. Their first matchup in the May 9 season opener aired nationally on ABC and averaged 2.5 million viewers, becoming the second most-watched WNBA regular season game ever across ESPN networks.
- ***Awak at the Top…*** With three blocks on August 17 in San Francisco, Awak Kuier notched her fifth game this season with three or more blocks and became the Wings' all-time leader in blocks with 106 and counting.
- ***Welcome Back Christyn…*** The Dallas Wings signed guard Christyn Williams to a Development Player contract on August 14, bringing her back from the Upshot League's Greensboro Groove, where she averaged 9.6 points, 3.0 rebounds and 1.9 assists over 14 games this season. Williams previously signed a hardship contract with Dallas last August and appeared in four games. She also played four seasons at UConn alongside current Wings teammates Paige Bueckers (two seasons) and Azzi Fudd (one season).
- ***20-piece Arike…*** Arike Ogunbowale scored 20 points on August 14 in Indiana, marking her 15th 20-point game of the season. It also marked the 140th 20-point game of her WNBA career, the ninth-most in league history and just two behind DeWanna Bonner for eighth.
- ***History Made…*** Paige Bueckers eclipsed 500 field goals made in her WNBA career on August 12 against the Tempo, becoming the fastest player in franchise history and second fastest player in WNBA history to achieve the mark (68 games), trailing only Seimone Augustus (60 games).
- ***Taking Care of the Ball…*** The Wings recorded their 10th game this season with fewer than 10 turnovers in the win over Toronto on August 12, good for second across the league for most games with single digit mistakes.
- ***20-Win Mark…*** Dallas earned their 20th win of the 2026 regular season with the 94-88 victory over Toronto on Wednesday, marking just the second time in team history and first since 2023 the team has earned 20+ wins in a regular season.
- ***100 Block Club…*** Wings forward Awak Kuier tallied her 100th career block on August 12 in the victory over the Toronto Tempo. She joins Tearia McCowan as the only two players to hit 100 blocks in a Wings uniform.
- ***Limiting Fouls…*** The Wings committed a season-low eight fouls in the game on August 9 in Minnesota. The outing marks the first time since the 2021 season and just the fourth time in Wings history the team has committed eight or fewer fouls.
- ***Paige Being Paige…*** Paige Bueckers surpassed the 600-point mark for the season on August 7 against Golden State, becoming the fifth player to reach the milestone this year and the fastest player thus far to hit 600 points with eight or fewer seasons of experience.
- ***Shep on the Glass…*** Jessica Shepard recorded her 22nd game of the season with at least 10 rebounds on August 7 against Golden State, finishing with 11 boards to remain tied with Angel Reese for the most such games in the WNBA this year. Her 375 rebounds and counting on the year mark a new Wings single season record.
- ***Getting to the Line…*** After entering the August 7 matchup ranked last in the WNBA in free-throw attempts per game (17.5), the Wings earned a season-high 38 trips to the line. Dallas' 38 free-throw attempts were its most in a game since 2022 and its most in a regulation contest since 2018.
- ***Wings at American Airlines Center…*** On Monday, August 3, the Wings announced the team will play the team's home games for the 2027 season at American Airlines Center in Dallas. The Wings played two regular-season games at American Airlines Center in 2025, highlighted by a June 27 matchup against Indiana that drew a sellout crowd of 20,409, setting a franchise attendance record and marking the largest WNBA crowd ever in Texas. Dallas is slated to play three games at AAC in 2026, including a rematch with the Fever on Aug. 20 and this Friday's contest against the Valkyries.
- ***Milestone for Jessica…*** Jessica Shepard surpassed 500 career assists on August 5 at Washington, becoming the third-fastest player in WNBA history to record 1,000 points, 1,000 rebounds and 500 assists, reaching the milestone in just 156 career games.
- ***Season-High Outing for Lan…*** Alanna Smith tied or set new season-highs in points, field goals made, three-point field goals made, rebounds, steals, blocks and minutes played in Wednesday's game. She finished with 21 points, 11 rebounds, one assist, two steals and three blocks on 9/17 shooting in 31 minutes of action. The double-double marked her first of the season and the sixth of her WNBA career
- ***Fudd Showing Out…*** Rookie guard Azzi Fudd grabbed a team-high three steals on Wednesday in Washington, eclipsing 50 steals in her WNBA career. She became the fastest player in WNBA history to achieve at least 50 steals and 50 three-point field goals made since the 2002 season, hitting the feat in 30 games (Tamika Catchings- 22 games, Sue Bird- 27 games).
- ***Fudd Breaking Records…*** Rookie guard Azzi Fudd knocked down four three-pointers in Sunday's win over Connecticut, bringing her career total to 61 and setting a new Wings rookie single-season record for made three-pointers. Fudd is also closing in on two more franchise rookie marks, needing just six steals and 15 blocks to break those records as well.
- ***Picking Up the Defense…*** The Sun's 63 points on Sunday night marked the second-lowest point total by a Wings opponent this season. Dallas has held opponents under 70 points on four occasions this season and moved to 4-0 on the year when doing so with the win.
- ***All In on Assists…*** Seven Wings players recorded at least two assists in Sunday's 83-63 victory over Connecticut, marking the fourth time this season Dallas has had seven or more players reach that mark. Four of those seven players came off the bench, the most bench players for the Wings to tally two or more assists in a game this season.

Notable Storylines

- ***Fudd Stocking Up…*** On July 31 in Washington, rookie guard Azzi Fudd eclipsed 70 stocks (steals + blocks) in her young WNBA career when she tallied two blocks in the contest. She is now tied with Natasha Howard for fastest player in Wings history to achieve 70 stocks (28 games) and the only rookie this season to hit at least statistical feat thus far.
- ***Efficient P…*** In the contest in Washington on Friday, Paige Bueckers finished with 23 points, shooting 50% (9/18) from the floor, 40% (2/5) from three and 100% (3/3) from the free-throw line. The outing marked her seventh game with at least 20 points on 50/40/90 shooting, which is good for first across the WNBA.
- ***Taking Care of the Ball…*** The Wings only gave up one steal to the Washington Mystics on July 31, marking a new season-low for a Wings opponent this season, the first time Dallas has given up one or fewer steals since May 26, 2024, and just the fifth time in Wings history an opponent has tallied one or fewer takeaways.
- ***Another Milestone for Azzi…*** Rookie guard Azzi Fudd eclipsed 350 points in her WNBA career on Wednesday against Atlanta with her 20-point performance. With the effort, Fudd became the fastest player in Wings history to hit at least 350 points and 50 three-point field goals, achieving the feat in 27 career games.
- ***Guarding the Arc…*** The Wings held the Dream to just one three-point field goal made in Wednesday's contest. Atlanta shot 1/16 (6.2%) from beyond the three-point arc, marking the first time a Wings opponent made one or fewer threes since Sept. 18, 2016. There have been only two instances across the WNBA this season in which a team made one or fewer three-pointers.
- ***Filling the Stat Sheet…*** Arike Ogunbowale filled the stat sheet in Wednesday's outing against the Dream, notching 24 points, six rebounds, five assists and a season-high four steals. She is the only player in the WNBA this season to record a game hitting all of those figures.
- ***Fudd Wins 3-Point Contest…*** Azzi Fudd became the first rookie in league history to win the State Farm WNBA 3-Point Contest on Friday night at Chicago's Wintrust Arena. Fudd defeated the Portland Fire's Bridget Carleton 30-19 in the final round to become the first Wings player in franchise history to win the crown. Her 30-point final-round score is the second-highest score in a finale in WNBA 3-Point Contest history.
- ***All-Star Weekend Recap…*** Paige Bueckers and Jessica Shepard represented the Wings in the 2026 WNBA All-Star Game on Saturday night, with Shepard and Team Spoon defeating Bueckers and Team Coop, 129-122. Shepard finished her first All-Star contest with seven points, five rebounds, five assists, one steal and one block, while Bueckers notched 12 points, seven assists and one steal in the second All-Star game of her career.
- ***Triple-Double Jess (x4) …*** In the Wings' 101-97 win over the Fire on June 22, Jessica Shepard recorded 18 points, a game-best 15 rebounds and team-high 10 assists for her league-best fourth triple-double of the year. She now has five career triple-doubles which ranks second all-time in WNBA history.
- ***Wings at the World Cup…*** On June 27, Basketball Australia announced the Final 12 athletes selected to represent the Australian Opals at the FIBA Women's World Cup set for Berlin from 4-13 September. Included in the 12 is Dallas Wings forward Alanna Smith. Smith has been longtime member of the Australian National Team, most recently helping the Opals to a perfect 5–0 record at the 2026 FIBA World Cup Qualifiers in Istanbul. She was previously named to the All-Star Five at the 2024 Paris Olympics, helping Australia secure a bronze medal.
- ***Everybody Dishin'…*** Sug Sutton finished with a team-high seven assists, while Jessica Shepard and Arike Ogunbowale added six assists apiece on July 20 against New York, marking the third time this season the Wings have had three players record at least six assists. Dallas is responsible for three of the league's six games this season in which three players from the same team tallied six or more assists.
- ***Wings History Made ...*** With her 16th double-double of the regular season on June 19 against Los Angeles, Jessica Shepard now owns the record for most double-doubles in a single season in Wings history, passing Liz Cambage who recorded 15 double-doubles in 2018.
- ***Paige is Player of the Week ...*** Wings guard Paige Bueckers was named WNBA Western Conference Player of the Week for games played from July 2-12. It marked the first Player of the Week honor of Bueckers' career and third Player of the Week nod earned by a Wings player this season (Jessica Shepard- 5/31, 6/23). Bueckers was also named Associated Press Player of the Week on July 13.
- ***Double-Doubles in Dallas ...*** In the Wings' 96-91 win over Chicago on June 12, Paige Bueckers (22 pts, 11 ast), Jessica Shepard (19 pts, 10 reb) and Li Yueru (10 pts, 10 reb) each recorded a double-double, marking just the third such occurrence in franchise history and the first since July 31, 2018. With Chicago's Kamilla Cardoso and Azura Stevens also posting double-doubles, the game's five total double-doubles set a WNBA record for a regulation game.
- ***Rook Stepping Up ...*** Through 23 games played, rookie guard Azzi Fudd has surpassed 300 points, 40 steals and 20 blocks, becoming the fastest guard and third fastest player (Tamika Catchings- 17 games, Yoland Griffith- 18 games) to achieve those marks in WNBA history.
- ***Big Night for Bueckers ...*** In the 108-95 win over the Tempo on Friday, Paige Bueckers went for a season-high 34 points. Bueckers shot 13-22 from the field and was a perfect 6-6 from the free-throw line; it was her sixth game of the year with at least 20 points and six assists – second most in the WNBA.
- ***Over the Century Mark ...*** Dallas scored 100+ for the fourth time this year in the 108-95 win over the Tempo on July 10, improving to 4-0 in those games. The Wings scored 100+ on just one occasions during the 2025 season.
- ***Triple-Double Jess (x3) ...*** Jessica Shepard went for her third triple-double of the season and fourth of her WNBA career with 22 points, 12 rebounds and 11 assists in the 88-77 win over the Liberty on July 7. She is now tied for first all-time in league history for 20-point triple-doubles with three in her career (tied with Ionescu).
- ***Defensive Mindset...*** In the team's 88-77 win on July 7, the Wings outscored the Liberty 29-11 in the second quarter and held them to just 13.3% (2/15) from the floor. The defensive effort marked the first time a Dallas opponent has shot less than 14.0% in a single quarter since August 14, 2022 (vs. Los Angeles Sparks- 12.5% (2/16) in Q2). New York's 11 points in the second quarter also marked a new season-low for Wings' opponents in the second quarter this year.
- ***Everybody Eats...*** All active players for Dallas logged minutes in the July 5 win over Toronto, with all five starters finishing in double-digits. The game marked the seventh time this season that five Wings scored 10 or more points, with Dallas improving to 7-0 in those games.
- ***Comeback Kids...*** After trailing by 14 points in their last game on July 2 against the Connecticut Sun, the Wings were able to complete the comeback, taking home the 86-83 victory. The Wings are tied for first for most wins this season when facing a double-digit deficit (4) and are one of only two teams (Atlanta Dream) to have overcome fourth quarter double-digit deficit multiple times (2).
- ***Another Day, Another Milestone...*** Paige Bueckers eclipsed 400 field goals made in her young WNBA career in the Wings' 86-83 win over the Sun on Thursday night. She achieved the feat in 55 career games, which trails only Seimone Augustus (48 games) for fastest in WNBA history. Bueckers also became the fastest player in league history to achieve at least 400 field goals and 300 assists, passing Cynthia Cooper who hit those marks in 66 career games.
- ***25/5/5...*** Paige Bueckers recorded a team-high 25 points, seven rebounds and seven assists in the 86-83 win over the Sun on July 2. The outing marked her third game this season with at least 25 points, five rebounds and five assists.
- ***Paige Gets 1k...*** In the 112-110 win over Seattle on June 22, Paige Bueckers recorded her 1,000 career-point in her young WNBA career. Bueckers achieved the milestone in just 52 career games, tying Elena Delle Donne for fourth fastest in WNBA history to hit the 1,000-point mark. She also became the fastest player in WNBA history to reach 1,000 points and 250 assists.
- ***Making WNBA History...*** The Wings set a new WNBA record for field goals made in a single contest with 48 made field goals in their win over Seattle on June 22. The Phoenix Mercury held the previous standard of 47 made field goals in a regular season contest, achieving the feat twice (July 24, 2010, and July 29, 2010). Four Wings players finished with seven or more field goals in the game (Bueckers, Fudd, Shepard and James), marking just the third time in franchise history and second time this season four or more players hit at least seven shots.
- ***Rook Getting It Done...*** Rookie guard Azzi Fudd notched a career-high 26 points on June 22 at Seattle. She also grabbed a game-high four steals in the win, becoming the fastest guard to reach 25 steals and 15 blocks in WNBA history (16 games).
- ***Player of the Week (x2) ...*** Jessica Shepard picked up Western Conference Player of the Week honors for games played from June 15-21. It marks the second Player of the Week honor of Shepard's career and her second of the 2026 season. Over three games, Shepard averaged 16.7 points, 11.0 rebounds, 5.3 assists and 1.0 steal per contest. She became just the second player in Wings history to earn WNBA Player of the Week honors twice in a single season (Liz Cambage, 2018).

Notable Storylines

- ***Welcome Back Haley...*** The Dallas Wings signed guard/forward Haley Jones to a Developmental Player contract, the team announced on June 21. Jones played for the Wings throughout the 2025 season before being selected by the Portland Fire in April's Expansion Draft. She appeared in five games for the Fire this season, averaging 5.2 points, 2.2 rebounds and 1.0 assists. She was waived by Portland alongside current Wings guard Sug Sutton on May 21.
- ***Overcoming the Deficit...*** In their 93-92 win over the Sky on Saturday night, the Wings erased a 17-point deficit to pick up their tenth victory of the year. The deficit overcome was the largest for the Wings since erasing a 22-point deficit to defeat the LA Sparks 113-110 on Aug. 25, 2024. The team's 36-point fourth-quarter was the fourth-largest single-quarter outing in team history, and highest since that 2024 comeback win.
- ***Block Star...*** Rookie guard Azzi Fudd notched a career-high four blocks in the June 20 win over Chicago. Fudd is the only rookie guard in Wings history to record at least four blocks in a regular season game.
- ***Through 50 Games...*** With a 19.1 PPG average, Paige Bueckers joined Arike Ogunbowale in the top four in WNBA history for highest scoring players through their first 50 career games (Cynthia Cooper – 22.4 ppg, Seimone Augustus – 22.1 ppg, **Arike Ogunbowale – 20.0 ppg, Paige Bueckers – 19.1 ppg).**
- ***Everybody Dishing...*** In the Wings' 96-66 win over the Aces on June 15, three players dished seven or more assists for just the second time in franchise history (July 17, 2024). Arike Ogunbowale finished with a season-high seven dimes, while Jessica Shepard notched a team-high nine assists and Paige Bueckers added seven of her own.
- ***Welcome Sug Sutton...*** Dallas signed guard Sug Sutton to a rest of season contract on June 14. The 5-8 guard was selected by the Portland Fire in April's expansion draft from the Washington Mystics, appearing in three games before being waived on May 21. In her three games with the Fire, Sutton averaged 11.3 points, 1.7 rebounds and 5.7 assists.
- ***Double-Double Machine...*** Jessica Shepard has recorded at least a double-double in ten of the Wings' 15 games this season. With ten double-doubles thus far, she is now tied for seventh all-time in double-doubles in a single season in Wings history, with 29 regular season games to go in 2026.
- ***Two-Way Fudd...*** Through her first 12 outings in the WNBA, rookie guard Azzi Fudd has compiled 21 three-point field goals, 16 steals and 13 blocks. Through games played as of June 13, she is the only player across the WNBA to have 20+ 3PM, 10+ steals and 10+ blocks.
- ***Paint Point Differential...*** Dallas recorded a season-high 50 points in the paint on June 11 against Phoenix, outscoring the Mercury, 50-22, in paint points. Phoenix's 22 points in the paint also marked a new season-low for paint points allowed by Dallas.
- ***1K Club...*** In the Wings' contest against the Lynx on June 9, Jessica Shepard eclipsed 1,000 career points in her WNBA career, doing so in 136 career games. Shepard is on pace to hit the 1,000 career rebound mark this season as well, currently sitting 64 rebounds away from the milestone.
- ***Elite Company...*** Arike Ogunbowale recorded the second game of her career with at least 30 points, five rebounds, five assists, and five made three-pointers in the June 5 win over Los Angeles. With the performance, she moves into a tie for third all-time in WNBA history in games meeting those marks (alongside Caitlin Clark and Candace Parker), trailing only Diana Taurasi and Sabrina Ionescu.
- ***Making History...*** Through their first ten games of the season the Wings led the WNBA in assist to turnover ratio (2.02). They are the first team in WNBA history to average over two assists per turnover in their first 10 games of a season.
- ***Bueckers Ball...*** Paige Bueckers dished out a career-high 14 assists in the Wings' 104-96 win over Los Angeles on June 5. Her 14 assists tied Arike Ogunbowale for most assists in a single game in Wings history and the Atlanta Dream's Jordin Canada for most assists by a player in a game this season. She dished out nine of her 14 assists in the first half, the most in a single half in her career, and tied her personal best for assists in a quarter with six in the first frame of action. She eclipsed 250 assists in the game, making her the fastest player in WNBA history to reach 250+ assists while having under 100 turnovers.
- ***Hitting Shots...*** The Wings recorded a season-high 41 field goals in the win over Los Angeles on June 5, marking just the ninth time in Wings regular season history the team has hit 41 or more field goals in a game and just the eighth time when the game ends in regulation. Four Wings players finished with at least seven field goals made, marking the first time in franchise history that at least four players have reached that total in the same contest and just the 19th occurrence in WNBA history.
- ***Milestone Watch...*** Jessica Shepard enters Tuesday's game just nine points from 1,000 in her WNBA career. She is also four assists shy of 400. Paige Bueckers is 25 points from hitting 900 in her young professional career, while Maddy Siegrist is four rebounds away from 300.
- ***Best Start Since 2015...*** With the win on June 1 against the Storm, the Wings improved to 6-3, the best start for the franchise over the first nine games since moving to North Texas in 2016.
- ***Turning Up the Defense...*** Dallas held Seattle to a season-low 56 points in the game, the lowest point-total across the league in 2026. The Wings have held opponents to 56 points or lower in just four regular season games since 2016. As of games through June 3, the Wings are fifth in the WNBA in defensive rating (103.2).
- ***Azzi Gets the Nod...*** Azzi Fudd entered the Wings' starting lineup on May 28 against the Aces and recorded her second straight outing with 20+ points. She finished two-shy of her career-best with 22 points, three rebounds, two assists, one steal and one block in a career-high 37 minutes. Fudd is the only rookie this season to score 20+ points in back-to-back wins.
- ***One Month In...*** The Wings finished the month of May with five wins to start the season. Since moving to North Texas in 2016, the Wings have only won five games in the month of May on two occasions (2022 and 2026).
- ***Triple It...*** The Wings hit a season-high 15 three-point field goals in their win over the Liberty on May 24. Azzi Fudd accounted for six, while Arike Ogunbowale hit five from beyond the arc. It marked just the third game in Wings history and 30th in league history when two teammates have made at least five three-point field goals.
- ***Hot Start from the Field...*** In their season opener at Indiana, the Wings shot 59.1% (39/66) from the floor in the win, marking just the sixth time in franchise history and first since 2023 the team has shot 59% or better in a regular season contest. The 59.1% field goal percentage is also good for second-best in WNBA history by any team in a season opener.
- ***Awak's Night...*** In the Wing's game on May 22 against Atlanta, Awak Kuier notched a career-high 16 points in historic fashion. She went a perfect 6-6 from the field becoming just the seventh player in Wings history to shoot 100-percent from the field while taking at least six attempts and the first to do so taking multiple three-point attempts (2-2).
- ***Rook on Defense...*** Rookie Azzi Fudd notched a career-high three blocks in Dallas's game in Atlanta on May 22. She joins Flau'jae Johnson as the only two rookies this season to record at least three blocks in a game. Fudd is also just one of three rookie guards in Wings history (Bueckers, Uzun) to tally three blocks in a single outing.
- ***Triple-Double Jess...*** Jessica Shepard came up big for the Wings in Wednesday's game against the Sky, tallying her second career triple-double with a season-high 18 points, 10 rebounds and a career-high 12 assists. Shepard now owns the first triple-double of the 2026 WNBA season and just the third triple-double in Dallas Wings history. She also ties Veronica Burton f-or most assists dished out in a single game this season across the league (as of 5/20).
- ***Arike's Assists...*** In the May 20 win over the Sky, Arike Ogunbowale eclipsed 900 career assists, becoming the fastest player in WNBA history to hit 4500 points, 900 assists and 300 steals, accomplishing the feat in 229 games. She passed Diana Taurasi who hit those marks in 242 games.
- ***Shepard Stepping Up...*** Jessica Shepard stepped up in the Wing's 92-69 win over the Mystics on May 18, recording a double-double with 12 points, 16 rebounds, and six assists. Shepard's 16 rebounds tied Angel Reese for most in a single game this season. The double-double marked her first of the season and 20th of her career. Since moving to North Texas in 2016, only five Wings players have notched 16+ rebounds in a regular season match up.
- history to reach 750 points and 200 assists.
- ***Paige Getting It Done...***On May 14 against Minnesota, Paige Bueckers eclipsed 750 career points with her 27-point outing. She achieved the feat in 39 career games, fastest all-time in Wings history, passing teammate Arike Ogunbowale (40). Bueckers is also now tied with Caitlin Clark for fastest player in WNBA history to reach 750 points and 200 assists.

Dallas Wings Partner with Kroger

Arlington, TX (May 13, 2026) – The Dallas Wings and America's Local Grocer, Kroger kicked off their partnership on Tuesday night at the Wings home opener. As a Proud Partner of the Dallas Wings, Kroger served as the presenting sponsor of Tuesday's tilt against the Atlanta Dream, and will continue to be a key part of the 2026 Wings season through in-arena signage, social and digital marketing, and community activations.

During the game, Kroger's Texas Division made a $150,000 matching grant to the Tarrant Area Food Bank's Summer Feeding program, as part of the grocer's Zero Hunger Zero Waste impact plan. Kroger's principle of caring for the community is pivotal to the partnership with the Wings. Kroger will serve as the Presenting Partner of Dallas Wings Youth Basketball Community Clinics, which will take place in the Dallas-Fort Worth area to further strengthen the relationship with local youth and families.

Dallas Wings Sell Out 2026 Home Opener

Arlington, TX (May 11, 2026) – The Dallas Wings announced today that tickets for the 2026 Home Opener presented by Kroger on Tuesday, May 12 against the Atlanta Dream have officially sold out. Tipoff is scheduled for 7 p.m. CT at College Park Center.

Fans in attendance can expect a full slate of game-night festivities as the 2026 Wings roster is introduced and takes the home floor for the first time this season. The team will debut its new Nike Rebel Edition uniforms at home, and fans will have the opportunity to explore a Rebel uniform showcase exhibit on the concourse, offering an up-close look at the team's newest designs and style details.

The home opener marks the start of the Wings' 11th season in North Texas. Dallas enters Tuesday's matchup fresh off a 107–104 road victory over the Indiana Fever on Saturday, May 9, in Indianapolis. The game against Atlanta opens a three-game homestand, with the Wings set to host the Minnesota Lynx on Thursday, May 14, and the Washington Mystics on Monday.

On April 21, the Wings announced that Season Ticket Memberships for the 2026 season have sold out, marking the third consecutive year the franchise has achieved the milestone.

Dallas Wings Announce 2026 Broadcast Schedule

Arlington, TX (April 22, 2026) – The Dallas Wings released the team's 2026 broadcast and streaming schedule today. KFAA returns for a second consecutive year as the exclusive local television partner of the Dallas Wings, with the TEGNA station slated to air 24 contests.

The WNBA previously announced additional national television partners that will begin coverage in 2026, including NBC, Peacock and USA Network, joining the previous lineup of ABC, ESPN, CBS, ION, Prime and NBA TV. The Dallas Wings will make multiple appearances across each national network.

Announced last April, the Wings reached additional agreements with TEGNA, Gray Media, and Corridor Television to expand the team's local TV footprint beyond DFW, bringing free, over-the-air Wings games to 6.3 million households across 12 markets. The Dallas Wings are among the league leaders in both geographic reach and the number of households with access to local broadcasts.

The Wings tip off the 2026 season on ABC when they visit the Indiana Fever on May 9 at noon CT. In total, Dallas has seven games on national broadcast networks, including three on CBS, two on NBC and two on ABC. Additionally, ESPN will air three Dallas regular-season games, beginning with the July 7 tilt at the New York Liberty.

Newcomer USA Network has nine Wings games slated to air, all of which will also be available locally in the Dallas-Fort Worth area on KFAA 29. USA's coverage tips off on May 20 at the Chicago Sky. Peacock has two Dallas games set to stream, beginning with May 18 at home against the Washington Mystics. Peacock games will also air on KFAA.

ION remains the exclusive home for the WNBA on Friday nights with six Wings games slated for the network. Dallas makes its ION debut on May 22 at the Atlanta Dream.

In total, six Wings games will stream on Prime, with two (July 2 at Connecticut; Aug. 20 vs. Indiana) also airing on KFAA. The first Prime exclusive is slated for May 14 at home against the Minnesota Lynx.

NBA TV will air a trio of Dallas games alongside KFAA, beginning with a June 25 matchup at the Las Vegas Aces.

Dallas Wings Sell Out of Season Ticket Memberships for Third Consecutive Season

Arlington, TX (April 21, 2026) – The Dallas Wings announced the team has sold out of its Season Ticket Memberships for the 2026 season, marking the third straight year the Wings organization has accomplished the feat. Today's announcement also includes all premium seating, with all courtside and suite inventory officially sold out. Information regarding a waitlist for 2027 Season Ticket Memberships will be shared at a later date.

Dallas Wings Sign Odyssey Sims

Arlington, TX (April 16, 2026) – The Dallas Wings have signed veteran guard Odyssey Sims, the team announced today. Sims, originally drafted No. 2 overall by the franchise in 2014, rejoins the team for the 2026 season. The 5-8 guard brings a wealth of experience to the Wings, having made stops with Dallas (2014-2016, 2023, 2024), Los Angeles (2017, 2018, 2024, 2025), Minnesota (2019, 2020, 2022), Atlanta (2021), Connecticut (2022) and Indiana (2025) throughout her 12-year professional career. Over her time in the W, Sims has picked up WNBA All-Star (2019), WNBA All-Second Team (2019) and WNBA All-Rookie Team honors (2014).

In 2025, Sims began the season with the Sparks, appearing in 12 contests, before closing the year with the Fever. She averaged 10.3 points, 1.8 rebounds and 4.0 assists over 12 regular season contests with Indiana and helped guide the team to their first WNBA Semifinals appearance since 2015. Sims led the Fever in assists (4.4) and steals (1.4) per game during postseason action and finished second on the team in scoring (14.4).

Sims enjoyed a successful WNBA offseason, taking home the 2026 Athletes Unlimited Pro Basketball Champion crown while finishing the season with 6,764 leaderboard points. She averaged 26.2 points per contest and finished in double-digits in all 12 games. She became the first player in league history to surpass 30,000 leaderboard points.

The Irving, Texas native was a standout at Baylor University from 2010-2014 where she helped lead the program to a NCAA National Championship title in 2012.

Dallas Wings Sign Three-Time WNBA Champion Alysha Clark

Arlington, TX (April 14, 2026) – The Dallas Wings have signed veteran forward and defensive specialist Alysha Clark, the team announced today.

Clark brings 13 seasons of WNBA experience to Dallas, having played for Seattle (2012–2020, 2025), Washington (2022, 2025), and Las Vegas (2023–2024) throughout her accomplished career. The 5-11 forward is one of five active players with at least 400 games played, averaging 6.6 points, 3.4 rebounds, 1.5 assists and 0.7 steals and shooting 47.7% from the field over 423 appearances. In 2025, Clark opened the season with Seattle, appearing in 27 games before a midseason trade sent her to Washington to close out the year.

Clark is a three-time WNBA Champion, winning two titles with Seattle (2018, 2020) and one crown with Las Vegas (2023). She has also picked up WNBA Sixth Player of the Year (2023), WNBA All-Defensive First Team (2020) and WNBA All-Defensive Second Team (2019) honors throughout her tenure. Clark currently holds the third highest Effective Field Goal Percentage (.567) and 13th highest True Shooting Percentage (.593) in WNBA history. She is also the only player in league history with at least 2700 points, 1400 rebounds, 600 assists, 350 three-point field goals made, shooting at least 47% from the field.

Dallas Wings and GEICO Announce Multi-Year Partnership

Arlington, TX (April 13, 2026) – The Dallas Wings and GEICO today announced a new multi-year partnership reflecting a shared commitment to women's sports, youth development, and community impact across North Texas.

As an Official Partner of the Dallas Wings, GEICO will play a role in enhancing the ways fans connect with the team throughout the season, including game-day experiences, team storytelling, and youth engagement. GEICO will also serve as the Presenting Partner of Dallas Wings Youth Basketball Summer Camps and will collaborate with the Dallas Wings on service initiatives across the region.

GEICO was founded in Fort Worth in 1936 and is celebrating its 90th anniversary this year. The partnership with the Dallas Wings builds on GEICO's growing investment in North Texas, including its continued expansion in the Dallas-Fort Worth area and its support of major local sports organizations such as the Dallas Stars and Dallas Cowboys. Together, these partnerships reflect GEICO's long-term commitment to the region and to investing in professional sports that unite communities and inspire fans.

GEICO will be visible throughout the Dallas Wings' home venues, including College Park Center and American Airlines Center, where the team will play three regular-season home games this season. The partnership will be reflected across key game-day elements throughout each venue.

Beginning with Monday night's WNBA Draft, in which the Dallas Wings selected Azzi Fudd as the No. 1 overall pick, GEICO will also be integrated across the team's social media channels. With a rapidly growing audience, the Dallas Wings rank among professional sports leaders in social engagement, recording a 120 percent increase in followers and a 266 percent increase in engagement over the past year.

As part of the sponsorship, GEICO will serve as the Presenting Partner of Dallas Wings Youth Basketball Summer Camps. Over the last two years, Dallas Wings Youth Programs have seen significant growth in both participation and the number of events. After a tenfold increase in camps and clinics between 2023 and 2025, the Dallas Wings anticipate offering more than 50 percent additional events in 2026, expanding programs across North Texas and to new age groups.

Wings Sign Reigning Defensive Player of the Year Alanna Smith

Arlington, TX (April 11, 2026) – The Dallas Wings have signed reigning WNBA Co-Defensive Player of the Year Alanna Smith to a multi-year agreement, the team announced today.

Originally selected eighth overall in the 2019 WNBA Draft by the Phoenix Mercury, Smith joins the Wings following two standout seasons with the Minnesota Lynx (2024, 25). The seven-year veteran has also spent time in Indiana (2022) and Chicago (2023).

In 2025, Smith appeared and started in 42 regular-season games for the Lynx and averaged 9.6 points on 48.5-percent shooting, along with 5.1 rebounds, 2.9 assists, 1.9 blocks, and 1.3 steals in 26.3 minutes per contest. The 6-4 forward was voted the 2025 WNBA Co-Defensive Player of the Year and named to the WNBA All-Defensive First Team following breakout season.

Smith finished third in the league in both blocks per game and total blocks (80) in 2025, setting career highs in both categories. Her 80 blocks established a Lynx single-season franchise record as she became just the eighth player in league history to record 80 or more blocks in a season. She has finished in the top seven in blocks in each of the last three WNBA seasons.

Smith has also enjoyed great success outside the WNBA and her National Team commitments. She has made stops overseas in South Korea, Poland, Turkey and China, and also returned to Australia to compete in WNBL and NBL1 competition. During the 2025-26 WNBA offseason, Smith joined Mist Basketball Club at Unrivaled alongside Wings teammates Arike Ogunbowale and Li Yueru, winning the 2026 Unrivaled championship, contributing 9.0 points and 5.2 rebounds per contest

Arike Ogunbowale Re-Signs With The Dallas Wings

Arlington, TX (April 11, 2026) – The Dallas Wings have re-signed veteran guard and Dallas Wings franchise scoring leader Arike Ogunbowale, the team announced today.

Originally selected fifth overall by the Wings in the 2019 WNBA Draft, Ogunbowale has spent her entire WNBA career in Dallas and has established herself as one of the most accomplished players in franchise and league history. She enters the 2026 season as the Wings' all-time leader in points, field goals made, three-pointers made and free throws made, while sitting just 42 assists and 50 steals away from becoming the franchise's all-time leader in those categories as well.

During the 2025 season, Ogunbowale averaged 15.5 points, 2.5 rebounds, 4.1 assists and 1.3 steals across 29 regular-season games. Despite missing 15 games due to injury, her season was highlighted by several historic performances. On July 28 against New York, Ogunbowale matched the franchise's single-game assists record with 14, adding 15 points and tallying 10 dimes in the first half alone. The performance made her just the third player in WNBA history to record a points-assists double-double in a single half and the first in Wings history to achieve the feat.

Ogunbowale's résumé is among the most decorated in the WNBA. She is a four-time WNBA All-Star (2021–2024) and a two-time All-Star Game MVP (2021, 2024). Her league honors also include All-WNBA First Team (2020), All-WNBA Second Team (2021, 2024), and WNBA All-Rookie Team (2019). Additionally, she led the league in scoring in 2020 (22.8 ppg) and steals in 2024 (2.1 spg). The 5-8 guard is just one of four active players with at least 4,400 points, 700 rebounds, 850 assists, 330 steals and 500

three-point field goals in her WNBA career and became the fastest player in league history to hit those marks on July 28, 2025 (219 games).

Awak Kuier Returns To The Dallas Wings

Arlington, TX (April 11, 2026) – Center Awak Kuier will return to the Dallas Wings for the 2026 season, the team announced today. Kuier was selected No. 2 overall in the 2021 WNBA Draft by Dallas and played three seasons with the Wings before returning to Europe, where she has been a standout in the Italian and Turkish professional leagues.

During the 2025-26 season in Turkey playing with KBSL runner-up Galatasaray, Kuier averaged 12.9 points, 6.3 rebounds, 1.7 assists, 2.0 blocks and 1.0 steals per game while shooting .593 from the field and .409 from three over 24 games. Over 17 Euroleague contests this year, she posted averages of 12.8 points, 7.8 rebounds, 1.9 assists, 1.6 blocks and 1.0 steals, shooting .654 overall. She led the Euroleague in blocks, finished second in double-doubles (five), was fifth in efficiency and sixth in field goal percentage.

Honors have poured in for Kuier during her time in Europe, including All-Turkish League Third Team (2026), All-Europeans Honorable Mention (2025), All-Italian League First Team (2025), All-Italian League All-Defensive Team (2025), All-Italian League Finals MVP (2024), All-Italian League Second Team (2024) and All-Italian A1 Honorable Mention (2023). She won an Italian Serie A1 Championship in 2024 while finishing runner-up in 2023 and 2025.

The Wings made Kuier the first player from Finland to play in the WNBA back in 2021. Then just 19 years old, the 6-6 center came off the bench over her first three seasons, averaging 2.6 points, 2.5 rebounds and 0.8 blocks over 11.1 minutes per game. Kuier returned to Europe following the 2023 WNBA season.

Wings Sign Forward Jessica Shepard

Arlington, TX (April 11, 2026) – The Dallas Wings have signed Jessica Shepard, the team announced today. Shepard comes to Dallas from the Minnesota Lynx, who drafted the 6-4 forward 16th overall in the 2019 WNBA Draft. Over 40 games in 2025 with Minnesota, she averaged 8.0 points, 7.3 rebounds and 2.6 assists, while shooting a WNBA-best 63.8-percent from the field. Shepard's offensive rebounding average (2.3) ranked seventh in the league while her overall rebounding clip listed 10th.

Over five seasons and 125 games in Minnesota, Shepard has averaged 6.8 points, 6.5 rebounds and 2.7 assists while shooting .535 from the field. Her career shooting percentage ranks ninth among all players since the 2019 season (minimum 300 FGM). During this past WNBA offseason, Shepard played in Italy for Schio. Over 20 games in Italy Serie A1 she averaged 16.8 points, 9.0 rebounds, 2.0 assists and 1.1 steals while shooting 67-percent from three. In 15 Euroleague games, Shepard finished second overall in scoring at 17.0 points per game and first among all players in rebounding (9.5), double-doubles (six) and efficiency.

Wings and CVS Announce Marquee Jersey Patch Sponsorship

Arlington, TX (April 8, 2026) – The Dallas Wings have announced a multi-year collaboration with CVS Pharmacy, the retail division of CVS Health, in a deal that includes marquee jersey patch placement beginning in the 2026 WNBA season. In addition to the jersey patch, the CVS logo will be prominently featured on the Wings home court. CVS will also be the Presenting Partner of the team's youth basketball program across Texas, helping spearhead Wings events and other community efforts.

The Dallas Wings have enjoyed unprecedented growth in recent years, with the CVS sponsorship, the latest in a series of off-the-court victories for the team. Notable recent business headlines include the selling out of season tickets in back-to-back years for the first time since the team relocated to North Texas leading to historic attendance figures, a landmark local media rights agreement with TEGNA station KFAA, which positioned the Wings as a league leader in both geographic reach and number of households with access to their local broadcasts, the partnering with financial services company Albert, and record-setting television viewership across local and national networks.

Geiselsöder, Jones Selected By Portland Fire In Expansion Draft

April 3, 2026 – Dallas Wings center Luisa Geiselsöder and guard/forward Haley Jones were selected by the Portland Fire in Friday's WNBA Expansion Draft 2026 presented by State Street Investment Management SPY. Both Geiselsöder and Jones were reserved free agents for the Wings, with Portland acquiring their exclusive negotiating rights in the Expansion Draft.

Dallas Wings Announce Coaching Staff

March 27, 2026 – Dallas Wings Head Coach Jose Fernandez has finalized his coaching and bench staff, the team announced on Friday. Fernandez tabbed Camille Smith, David Adkins, Mike Neighbors and Empress Davenport as assistant coaches. Additionally, LaMont Russell was named Director of Player Development, Justin Keller as Assistant Player Development Coach and Strategist, and Anthony Brammer as Video Coordinator.

Jose Fernandez Named Head Coach

October 27, 2025 – The Dallas Wings have named Jose Fernandez as the team's next head coach. A veteran leader, Fernandez brings nearly 35 years of coaching experience to Dallas, with the last 25 years spent as head coach of the University of South Florida women's basketball team. Fernandez helped build the Bulls into one of the most consistently successful programs in the nation.

A proven winner and established leader in player development, Fernandez earned nearly 500 career wins at USF while guiding more than 100 players into professional basketball careers worldwide. Under Fernandez, South Florida has had seven WNBA Draft selections, including current active players Courtney Williams of the Minnesota Lynx and Kitja Laksa of the Phoenix Mercury. In total, nearly 30 of Fernandez's former players are actively playing professionally in 2025-26.

"Jose is one of the most respected veteran coaches in women's basketball," said Dallas Wings Executive Vice President and General Manager Curt Miller. "He is a proven winner and has built sustained success for over two decades at USF. Jose consistently produces professional players and is regarded as an excellent developer of talent. His colleagues from across the country constantly credit his teams for their preparation and grit, while continuously raising the bar for success on the court. He is known for putting his players in a position to succeed. Lastly, as the game and WNBA continue to become global, no coach in this country has recruited and successfully coached international players better than Jose. I can't wait to partner with Jose and support his vision for our Dallas Wings."

Wings-Sun Series

Wings-Sun Series

All-Time (1999-2026) 37-46

Home.....20-21

Away 17-25

2026 2-0

Home 1-0

Away 1-0

2026 Schedule

7/2 at CON.....W, 86-83

8/2 at DAL..... W, 83-63

8/30 at DAL.....7 p.m. CT

Series Records - Regular Season	
Largest Wings Winning Margin	23- August 13, 2006 (88-65 W)
Largest Wings Losing Margin	33- September 16, 2016 (107-74 L)
Most Points Scored	109- May 27, 2025 (109-87 W)
Most Points Allowed	109- August 16, 2024 (109-91 L)
Fewest Points Scored	56- September 7, 2021 (83-56 L)
Fewest Points Allowed	50- July 8, 2003 (66-50 W)
Wings Individual Records	
Points	36, Deanna Nolan, 7/24/07
Rebounds	21, Cheryl Ford, 6/22/03
Assists	11, Deanna Nolan, 5/21/05
Sun Individual Records	
Points	33, Lindsay Whalen, 7/24/07
Rebounds	17, Jonquel Jones, 8/23/17
Assists	14, 2x last by Alyssa Thomas, 8/16/24

Player Career Highs vs. Connecticut Sun

Player	G	FGM	FGA	FG%	3PM	3PA	3P%	FTM	FTA	FT%	PTS
Paige Bueckers	4	9 July 2 DAL at CON	16 June 20, 2025 DAL at CON	80.00 May 27, 2025 DAL at CON	2 July 2 DAL at CON	5 July 2 DAL at CON	40.00 July 2 DAL at CON	6 June 20, 2025 DAL at CON	7 June 20, 2025 DAL at CON	85.71 June 20, 2025 DAL at CON	25 July 2 DAL at CON
Alysha Clark	35	5 (2 times)	11 June 19, 2022 WAS vs. CON	100.00 (3 times)	3 (2 times)	7 June 19, 2022 WAS vs. CON	100.00 (3 times)	6 May 28, 2016 SEA vs. CON	8 May 28, 2016 SEA vs. CON	100.00 (4 times)	13 (2 times)
Azzi Fudd	2	4 Aug 2 DAL vs. CON	8 Aug 2 DAL vs. CON	50.00 Aug 2 DAL vs. CON	4 Aug 2 DAL vs. CON	5 Aug 2 DAL vs. CON	80.00 Aug 2 DAL vs. CON	0 (2 times)	0 (2 times)	-	12 Aug 2 DAL vs. CON
Aziaha James	5	9 Aug 27, 2025 DAL vs. CON	19 Aug 27, 2025 DAL vs. CON	71.43 June 20,2025 DAL at CON	3 Aug 27, 2025 DAL vs. CON	7 Aug 27, 2025 DAL vs. CON	66.67 May 27, 2025 DAL at CON	7 June 20, 2025 DAL at CON	8 June 20, 2025 DAL at CON	100.00 (3 times)	22 Aug 27, 2025 DAL vs. CON
Haley Jones	11	6 Aug 27, 2025 DAL vs. CON	9 (2 times)	100.00 Aug 18, 2024 ATL vs. CON	1 (2 times)	2 Jun 28, 2024 ATL at CON	100.00 Jun 2, 2024 ATL vs. CON	2 (2 times)	2 (3 times)	100.00 (3 times)	12 Aug 27, 2025 DAL vs. CON
Awak Kuier	11	3 (2 times)	6 Sep 7, 2021 DAL vs. CON	100 May 26, 2022 DAL at CON	2 Sep 7, 2021 DAL vs. CON	4 Sep 7, 2021 DAL vs. CON	100.00 May 26, 2022 DAL at CON	2 (2 times)	4 Sep 7, 2021 DAL vs. CON	100.00 June 4, 2023 DAL at CON	10 Sep 7, 2021 DAL vs. CON
Kitija Laksa	1	4 Jun 18, 2025 PHX at CON	10 Jun 18, 2025 PHX at CON	40.00 Jun 18, 2025 PHX at CON	2 Jun 18, 2025 PHX at CON	6 Jun 18, 2025 PHX at CON	33.33 Jun 18, 2025 PHX at CON	1 Jun 18, 2025 PHX at CON	1 Jun 18, 2025 PHX at CON	100.00 Jun 18, 2025 PHX at CON	11 Jun 18, 2025 PHX at CON
Arike Ogunbowale	22	11 Aug 18, 2023 DAL at CON	21 (2 times)	66.67 Aug 15, 2021 DAL vs. CON	7 Aug 18, 2023 DAL at CON	9 (3 times)	77.78 Aug 18, 2023 DAL at CON	9 Aug 12, 2023 DAL vs. CON	10 Aug 12, 2023 DAL vs. CON	100.00 (8 times)	32 Sep 4, 2019 DAL at CON
Jessica Shepard	14	7 Aug 2 DAL vs. CON	12 Aug 2 DAL vs. CON	71.43 July 30, 2023 MIN at CON	0 (14 times)	2 July 22, 2022 MIN vs. CON	0.00 (2 times)	3 (2 times)	5 June 29, 2025 MIN vs. CON	100.00 Aug. 30, 2025 MIN at CON	15 Aug 2 DAL vs. CON
Maddy Siegrist	9	8 May 31, 2024 DAL at CON	13 June 15, 2024 DAL vs. CON	100.00 (2 times)	2 May 27, 2025 DAL at CON	3 July 2 DAL at CON	100.00 (2 times)	4 June 15, 2024 DAL vs. CON	5 Aug. 27, 2025 DAL vs. CON	100.00 (3 times)	17 May 31, 2024 DAL at CON
Odyssey Sims	27	11 Jul 3, 2014 TUL at CON	17 Jul 3, 2014 TUL at CON	100.00 Jul 25, 2023 DAL vs. CON	3 Jun 14, 2019 MIN vs. CON	5 Jun 14, 2019 MIN vs. CON	66.67 Jul 20, 2016 DAL vs. CON	8 Jun 14, 2019 MIN vs. CON	9 Aug 17, 2025 IND at CON	100.00 (9 times)	30 Jul 3, 2014 TUL at CON
Alanna Smith	18	7 Aug 30, 2025 MIN at CON	11 June 25, 2023 CHI at CON	100.00 July 12, 2019 PHX at CON	4 (2 times)	6 Aug 30, 2025 MIN at CON	80.00 July 4, 2024 MIN vs. CON	3 (2 times)	4 (3 times)	100.00 (2 times)	18 Aug 30, 2025 MIN at CON
Sug Sutton	13	6 Aug 31, 2023 PHX at CON	12 Aug 31, 2023 PHX at CON	57.14 Jun 8, 2025 WAS vs. CON	2 Jun 8, 2025 WAS vs. CON	5 Aug 19, 2025 WAS vs. CON	100.00 Jul 18, 2023 PHX vs. CON	3 May 18 PDX vs. CON	4 May 18 PDX vs. CON	100.00 (2 times)	13 Aug 31, 2023 PHX at CON
Christyn Williams	-	-	-	-	-	-	-	-	-	-	-
Li Yueru	9	5 June 18, 2024 LAS at CON	7 Aug. 20, 2024 LAS at CON	100.00 (2 times)	1 (5 times)	1 (5 times)	100.00 (4 times)	6 June 20, 2025 DAL at CON	6 June 20, 2025 DAL at CON	100.00 (3 times)	11 (2 times)

Last Time They Met: DAL 83, CON 63 (8/2/26)

Game Leaders	PTS	REB	AST
Dallas	Shepard, Ogunbowale (15)	Shepard (9)	Ogunbowale (5)
Connecticut	Miller (22)	Nelson-Ododa (11)	Beers (3)

Arlington, TX (August 2, 2026) - Tonight the Dallas Wings defeated the Connecticut Sun, 83-63, at home in front of a sold-out College Park Center. With the win, the Wings improve to 19-11 on the season, while the Sun drops to 7-23 on the year. Dallas picks up their first home victory over Connecticut since August 12, 2023, and their first double-digit win since July 10 against the Toronto Tempo.

Jessica Shepard and Arike Ogunbowale each notched 15 points on the evening to lead the Wings in scoring. Shepard added a team-high nine rebounds and also was credited with two assists and one steal. Ogunbowale recorded five rebounds, a team-high five assists and one steal in 22 minutes of action. Ogunbowale shot 7-9 from the field for a career-high .778 clip.

Azzi Fudd rounded out Dallas's double-digit scorers with 12 points, two rebounds, one assist, two steals and one block. The rookie guard shot 4-5 from beyond the arc, recording her fourth game this season with at least four three-point field goals. She leads all rookies this year with 11 outings tallying three or more threes.

The Wings shot 47.8% (33-69) from the floor in the win, while holding the Sun to 34.3% (23-67) shooting on the night. Dallas won the battle on the boards (38-31), in the paint (46-24), on the fast break (8-7) and from the bench (32-12). Both teams notched six points off second chance opportunities. Dallas has held opponents under 70 points on four occasions this season and move to 4-0 on the year when doing so with tonight's win.

Diamond Miller led the Sun with 22 points, four rebounds, one assist and two steals. She knocked down 4-of-8 attempts from three-point range to tie her career high.

First Quarter: Dallas 22, Connecticut 16
The Wings debuted a starting lineup of Paige Bueckers, Arike Ogunbowale, Azzi Fudd, Jessica Shepard and Alanna Smith in tonight's game. Connecticut started the contest on a 5-0 spurt, but Dallas responded on a 9-0 run with two buckets from Shepard, a triple from Fudd and a transition lay-up from Ogunbowale to take a 9-5 advantage with 7:13 to go in the first. After leading by two heading into the first media break, the Wings closed the first on a 6-2 run to gain some separation heading into the second, 22-16. Dallas notched seven points off of Connecticut's four turnovers in the first ten minutes of the game. Bueckers and Shepard each tallied six points to lead the Wings after one.

Second Quarter: Dallas 26, Connecticut 21
Connecticut began the second on a 7-6 run to prompt a Dallas timeout with 6:37 to play in the first half. Aziaha James notched four of the Wings' six points in start the quarter. The Sun got within three, 28-25, but a 14-6 push from the Wings gave them a 42-31 lead with 1:23 to go in the quarter. Ogunbowale tallied six of Dallas's 14 points on that stretch. A flurry of three-pointers capped the first half, as both teams connected on two triples down the stretch, sending the Wings into the break with a 48-37 lead. Shepard led Dallas with ten points, while Fudd and Ogunbowale each tallied nine points through two quarters of play. The Wings shot 55.6% (20/36), while holding the Sun to 40.5% (15/37) in the first half. Dallas moves to 6-0 when shooting 55% or better in a first-half this season.

Third Quarter: Dallas 24, Connecticut 8
A 4-1 start to the fourth from the Wings extended their lead to 14, 52-38, with 6:41 to play in the third. Dallas held Connecticut without a field goal for the first 4:06 of the second half. The Sun closed it to single digits, 52-43 after a 5-0 run, but the Wings scored eight unanswered to push their advantage to 17, 60-43, and force the Sun into a timeout with 3:28 remaining in the third. Fudd hit a triple and Shepard converted an and-one opportunity on that run for Dallas. The Wings closed the third outscoring the Sun, 13-2, to take a 72-45 edge into the fourth. The Sun's eight third-quarter points mark a new low for third quarter production for Wings' opponent this season. Six Dallas players scored in the quarter, with Ogunbowale and Awak Kuier each notching six points to lead the way.

Fourth Quarter: Dallas 11, Connecticut 18
The Wings began the fourth on an 8-3 run to lead, 79-48, with 5:58 remaining in the contest. Li Yueru notched five of Dallas's eight points to start the final quarter of action. Connecticut rattled off eight unanswered points, before Maddy Siegrist hit a bucket in transition for the Wings with 2:44 to go in the fourth. Connecticut outscored Dallas, 18-11, in the quarter, but Dallas held on for the 83-63 win.

WOMEN'S NATIONAL BASKETBALL ASSOCIATION

OFFICIAL SCORER'S REPORT

FINAL BOX

Sunday, August 2, 2026 College Park Center, Arlington, TX
Officials: #42 Roy Gulbeyan, #32 Agon Abazi, #25 Kelly Broomfield

Game Duration: 1:54
Attendance: 6251 (Sellout)

VISITOR: Connecticut Sun (7-23)

	POS	MIN	FG	FGA	3P	3PA	FT	FTA	OR	DR	TOT	A	PF	ST	TO	BS	+/-	PTS
1 Diamond Miller	F	29:49	8	15	4	8	2	4	2	2	4	1	4	2	2	0	-14	22
25 Kennedy Burke	F	30:23	5	11	2	4	2	2	1	6	7	1	0	2	3	3	-17	14
10 Olivia Nelson-Ododa	C	26:47	3	6	0	0	2	4	2	9	11	2	3	0	3	0	-19	8
4 Charlisse Leger-Walker	G	25:21	0	3	0	2	0	0	0	0	0	2	2	0	2	0	-9	0
47 Leila Lacan	G	25:02	3	10	1	3	0	0	0	1	1	2	2	0	2	0	-18	7
22 Saniya Rivers		16:40	0	6	0	2	1	2	1	1	2	2	3	1	1	0	-13	1
15 Raegan Beers		14:28	1	4	0	0	0	0	1	2	3	3	2	0	0	0	-3	2
33 Nell Angloma		09:46	2	5	1	1	0	0	0	1	1	0	0	1	0	0	0	5
3 Ashlon Jackson		11:16	0	2	0	1	0	0	0	0	0	1	0	0	0	0	3	0
5 Gianna Kneepkens		06:55	1	3	1	2	1	1	1	0	1	0	1	0	0	0	-3	4
13 Rayah Marshall		03:34	0	2	0	0	0	0	1	0	1	0	1	0	2	0	-7	0
		200:00	23	67	9	23	8	13	9	22	31	14	18	6	15	3	-20	63
			34.3%		39.1%		61.5%		TM REB: 12				TOT TO: 17 (16 PTS)					

HOME: DALLAS WINGS (19-11)

	POS	MIN	FG	FGA	3P	3PA	FT	FTA	OR	DR	TOT	A	PF	ST	TO	BS	+/-	PTS
24 Arike Ogunbowale	F	22:42	7	9	1	3	0	0	0	5	5	5	0	1	1	0	14	15
32 Jessica Shepard	F	22:44	7	12	0	0	1	1	2	7	9	2	1	1	2	0	17	15
8 Alanna Smith	C	13:45	1	6	1	2	0	0	0	3	3	1	3	0	2	2	3	3
35 Azzi Fudd	G	24:26	4	8	4	5	0	0	1	1	2	1	1	2	0	1	22	12
5 Paige Bueckers	G	24:51	3	9	0	1	0	0	1	2	3	4	1	0	1	0	21	6
1 Odyssey Sims		20:27	2	5	0	1	5	5	0	2	2	2	1	2	1	0	14	9
34 Awak Kuier		08:30	3	4	0	0	0	0	1	1	2	0	2	0	0	1	13	6
0 Sug Sutton		07:25	0	0	0	0	0	0	1	3	4	2	0	0	1	0	-7	0
10 Aziaha James		11:41	2	7	0	1	2	2	0	2	2	2	1	1	2	0	4	6
20 Maddy Siegrist		17:14	2	4	0	2	0	0	0	2	2	2	2	0	2	0	-3	4
7 Alysha Clark		16:55	0	1	0	1	1	2	0	3	3	1	3	1	1	0	8	1
28 Li Yueru		09:20	2	4	1	2	1	2	1	0	1	0	0	2	1	0	-6	6
		200:00	33	69	7	18	10	12	7	31	38	22	15	10	14	4	20	83
			47.8%		38.9%		83.3%		TM REB: 6				TOT TO: 14 (14 PTS)					

SCORE BY PERIOD	1	2	3	4	FINAL
Sun	16	21	8	18	63
WINGS	22	26	24	11	83

Inactive: Sun - Edwards (Injury/Illness - Right Knee), Griner (Injury/Illness - Left Knee), Van Lith
Inactive: Wings - Jones, Verona
Points in the Paint: Sun 24 (12/30), WINGS 46 (23/39)
2nd Chance Points: Sun 6 (2/7), WINGS 6 (3/8)
Fast Break Points: Sun 7 (3/5), WINGS 8 (3/8)

Biggest Lead: Sun 5, WINGS 31
Lead Changes: 5
Times Tied: 1

Last Time Out: DAL 96, PDX 76 (8/25/26)

Game Leaders	PTS	REB	AST
Dallas	Bueckers (22)	Kuier (12)	Bueckers (11)
Portland	Carleton, Samuelson (14)	Engstler (15)	Leite (7)

Arlington, TX (Aug. 25, 2026) – The Dallas Wings clinched their first playoff berth since 2023 with a 96-78 victory over the visiting Portland Fire on Tuesday night at a sold-out College Park Center. With the win, Dallas improves to 23-16 on the year to set a team record for most regular-season wins (23). Portland drops to 15-23 and is officially eliminated from playoff contention. The meeting was the rubber match between the two teams, with Dallas securing the series victory with Portland, 2-1 – the Wings' ninth series win of the year.

All five starters scored in double-digits for the Wings, led by Paige Bueckers who notched her third points-assists double-double of the season with 22 points and a game-high 11 assists. She also added four rebounds, two steals and one block in 33 minutes of action. With her 23rd outing with at least 20 points on the year, Bueckers moved into second all-time in 20+ points games in a single season in Wings history. Jessica Shepard finished one rebound shy of a double-double, with 21 points, nine rebounds, six assists and two steals. The game marked her 30th double-digit scoring performance of the season, more than double her total from a season ago (13). Shepard has recorded a league-best five games this season with at least 20/9/5.

Awak Kuier added a double-double in the win, notching 12 points, a team-high 12 rebounds, a career-high tying three steals and five blocks. Her five blocks gave her 54 blocks on the season, tying her with Liz Cambage for the most blocks in a single season in Wings history. Kuier joins A'ja Wilson as the only two players this season to record at least 12 points, 12 rebounds and eight stocks (steals + blocks) while shooting at least 50% from the field. Arike Ogunbowale recorded 17 points, two rebounds, four assists and two steals, shooting 50% from the field (7/14), while Alanna Smith rounded out the Wings' double-digit scorers with 10 points, five rebounds, two assists and one steal on the evening.

Dallas finished the night shooting .551 from the field, .458 from three and .692 from the free-throw line, while Portland shot .375 overall, .278 from three and .824 from the charity stripe. The Wings grabbed a season-high 11 steals in the win, with four players (Kuier-3, Shepard, Ogunbowale, Bueckers- 2) grabbing two or more steals for the second time this season. The Wings held the advantage in the paint (46-34), on second chance opportunities (22-16) and fast break (15-7), while the Fire's bench outscored the Wings' bench, 29-14. Both teams committed 12 turnovers on the evening, but Dallas converted 23 points off turnovers to Portland's 14.

First Quarter: Dallas 27, Portland 18
The Wings utilized a starting lineup of Paige Bueckers, Arike Ogunbowale, Awak Kuier, Alanna Smith and Jessica Shepard for the third straight game. Dallas jumped out to a 12-3 lead with 6:26 to go in the opening quarter sparked by an early five points from Ogunbowale, forcing a Portland timeout. The Fire started just 1-6 from the field while Dallas made five of its first nine, including a pair of threes. Portland went on a 5-1 run out of the TO but Dallas countered with an 8-2 spurt to claim its first double-digit lead of the game, 21-10, with 2:15 left. The Wings would close with a nine-point lead after one, shooting .611 from the field while holding Portland to a .333 mark as Kuier recorded three blocks, impacting Fire shot selections. Kuier led all scorers with eight points, going 3-3 from the field and grabbing five rebounds.

Second Quarter: Dallas 23, Portland 19
Dallas shot .625 from the field in the second quarter while limiting the Fire to just 1-10 from deep as the Wings lead grew to as many as 14. Shepard had eight points in the frame to have a game-high 14 at the half. Kuier tallied 11 points and eight rebounds at the break, with the rebounding total matching her career high for boards in a single half. Bueckers added eight points and eight assists – one dime shy of her career best for assists in a half.

Third Quarter: Dallas 21, Portland 15
The Wings jumped out on a 9-2 run to see their lead grow to 18 – 59-41 – with 6:22 left in the quarter, forcing another Fire timeout. Ogunbowale scored four points during the spurt while Shepard dished three assists. Kuier recorded a steal out of the timeout and Bueckers drained a triple as the lead eclipsed 20 points for the first time, with Smith putting the exclamation point on the stretch by converting an and-one to make it 65-41 Wings. Dallas shot .471 in the quarter and 3-6 from three while limiting Portland to .333 shooting overall and just 1-7 from deep. Bueckers had a game-best eight points in the quarter.

Fourth Quarter: Dallas 25, Portland 26
The Fire would not get closer than 15 points in the fourth quarter, as the Wings were able to keep them at bay to secure the 96-78 win. Shepard scored seven of her 21 points in the final frame to lead Dallas, while Bueckers and Ogunbowale chipped in six apiece. The Wings shot 50% (9/18) from the field over the final ten minutes, including 42.9% (3/7) from beyond the arc.

WOMEN'S NATIONAL BASKETBALL ASSOCIATION

OFFICIAL SCORER'S REPORT

FINAL BOX

Tuesday, August 25, 2026 College Park Center, Arlington, TX
Officials: #26 Angel Kent, #7 Angelica Suffren, #35 Catherine Chang

Game Duration: 1:46
Attendance: 6251 (Sellout)

VISITOR: Portland Fire (15-23)

	POS	MIN	FG	FGA	3P	3PA	FT	FTA	OR	DR	TOT	A	PF	ST	TO	BS	+/-	PTS
13 Nyadiew Puoch	F	18:01	0	5	0	2	0	0	2	1	3	0	0	1	0	0	-20	0
21 Emily Engstler	F	30:09	5	10	1	3	1	3	4	11	15	3	2	1	3	2	-8	12
17 Megan DiLeo	C	28:00	5	9	1	5	2	2	1	2	3	1	3	0	1	1	-19	13
6 Bridget Carleton	G	30:09	5	13	2	9	2	3	0	2	2	4	0	2	1	0	-14	14
0 Carla Leite	G	26:52	4	9	1	3	1	1	0	0	0	7	2	0	3	0	-18	10
20 Frieda Buhner		16:54	3	7	2	3	2	2	2	1	3	0	3	0	1	0	-9	10
7 Teja Oblak		10:39	0	5	0	1	0	0	0	0	0	2	0	0	1	0	2	0
8 Amy Okonkwo		10:45	1	6	1	4	2	2	1	1	2	1	0	1	0	0	-2	5
44 Karlie Samuelson		18:50	4	6	2	4	4	4	0	1	1	0	3	2	0	0	8	14
77 Holly Winterburn		07:13	0	2	0	2	0	0	3	0	3	1	1	1	0	0	-8	0
2 Jordan Harrison		02:29	0	0	0	0	0	0	1	0	1	1	2	0	1	0	-2	0
		200:00	27	72	10	36	14	17	14	19	33	20	16	8	11	3	-18	78
			37.5%		27.8%		82.4%		TM REB: 5				TOT TO: 12 (23 PTS)					

HOME: DALLAS WINGS (23-16)

	POS	MIN	FG	FGA	3P	3PA	FT	FTA	OR	DR	TOT	A	PF	ST	TO	BS	+/-	PTS
34 Awak Kuier	F	33:38	4	8	2	3	2	4	3	9	12	0	2	3	3	5	20	12
32 Jessica Shepard	F	34:06	10	15	0	0	1	3	2	7	9	6	0	2	3	0	21	21
8 Alanna Smith	C	24:16	4	4	1	1	1	1	0	5	5	2	2	1	2	0	22	10
24 Arike Ogunbowale	G	33:03	7	14	3	7	0	0	0	2	2	4	3	2	1	0	23	17
5 Paige Bueckers	G	32:47	8	15	3	7	3	3	1	3	4	11	3	2	1	1	26	22
20 Maddy Siegrist		20:09	3	7	1	3	2	2	3	1	4	2	3	0	1	2	-4	9
1 Odyssey Sims		05:08	0	1	0	0	0	0	0	0	0	0	0	0	0	0	-10	0
7 Alysha Clark		08:41	1	3	1	2	0	0	1	1	2	0	3	0	0	0	-7	3
0 Sug Sutton		05:52	0	1	0	1	0	0	0	0	0	1	0	1	1	0	-3	0
28 Li Yueru		02:20	1	1	0	0	0	0	0	0	0	0	0	0	0	0	2	2
		200:00	38	69	11	24	9	13	10	28	38	26	16	11	12	8	18	96
			55.1%		45.8%		69.2%		TM REB: 7				TOT TO: 12 (14 PTS)					

SCORE BY PERIOD	1	2	3	4	FINAL
Fire	18	19	15	26	78
WINGS	27	23	21	25	96

Inactive: Fire - Feagin (Injury/Illness - Left Knee), Williams (Injury/Illness - Illness)
Inactive: Wings - James (Injury/Illness - Lower Left Leg), Jones, Laksa, Williams
Points in the Paint: Fire 34 (17/34), WINGS 46 (23/39)
2nd Chance Points: Fire 16 (6/14), WINGS 22 (10/13)
Fast Break Points: Fire 7 (3/10), WINGS 15 (6/11)

Biggest Lead: Fire 0, WINGS 26
Lead Changes: 0
Times Tied: 1

2026 Wings Situational Stats

Leading after 1 quarter	14-5	Wings Shooting < 40%	1-6
Trailing after 1 quarter	8-10	Wings Shooting > 40%	22-9
Tied after 1 quarter	0-1	Wings Shooting > 50%	8-1
Leading at halftime	13-5	Wings Shooting > 60%	0-0
Trailing at halftime	8-11	Scoring 70+ points	23-15
Tied at halftime	1-0	Scoring <70 points	0-1
Leading after 3 quarters	16-6	Opponent scored 70+ points	19-16
Trailing after 3 quarters	4-9	Opponent scored <70 points	4-0
Tied after 3 quarters	2-1	Outrebounding opponent	16-5
On Sunday	6-2	Outshot opponent	17-6
On Monday	4-2	Outscores opponent in the paint	12-5
On Tuesday	2-2	Outscores the opponent in 2nd chance points	17-6
On Wednesday	3-3	Outscored the opponent in fast break points	17-8
On Thursday	4-2	Commits fewer turnovers than the opponent	13-6
On Friday	2-4	Bench outscored opponent bench	14-7
On Saturday	2-1	Against Western Conference	10-9
In day games	5-2	Against Eastern Conference	13-7
In night games	18-14	In overtime	1-1

2026 Team Leaders (AVG)

MIN	PTS	FGM	FGA	3PM	3PA	FTM	FTA	REB	AST	STL	BLK
Bueckers (33.2)	Bueckers (20.6)	Bueckers (7.8)	Bueckers (15.5)	Fudd (2.1)	Ogunbowale (5.3)	Ogunbowale (3.6)	Ogunbowale (4.0)	Shepard (11.1)	Bueckers (5.9)	Fudd (1.7)	Kuier (1.5)

2026 Team Leaders (Totals)

MIN	PTS	FGM	FGA	3PM	3PA	FTM	FTA	REB	AST	STL	BLK
Bueckers (1230)	Bueckers (763)	Bueckers (290)	Bueckers (572)	Ogunbowale/ Bueckers (68)	Ogunbowale (207)	Ogunbowale (139)	Ogunbowale (157)	Shepard (410)	Bueckers (219)	Fudd (52)	Kuier (54)

2026 Double Digit Games

Player	Pts.	Reb.	Ast.	Dble-Dbls
Bueckers	35	-	3	3
Clark	1	-	-	-
Fudd	21	-	-	-
James	7	-	-	-
Jones	-	-	-	-
Kuier	9	2	-	2
Ogunbowale	26	-	-	-
Shepard	30	23	4	21
Siegrist	6	-	-	-
Sims	5	-	-	-
Smith	8	2	-	2
Sutton	-	-	-	-
Yueru	1	1	-	1

2026 Game Leaders

Led Dallas In...(Includes Ties)	Pts.	Reb.	Ast.	Stl.	Blk.
Bueckers	22	1	18	8	6
Clark	-	-	-	1	1
Fudd	2	-	-	13	11
James	1	-	1	8	5
Jones	-	-	-	-	-
Kuier	1	3	-	5	18
Ogunbowale	11	-	5	10	-
Shepard	5	33	12	3	1
Siegrist	-	1	-	3	5
Sims	-	-	3	6	-
Smith	-	4	-	6	9
Sutton	-	-	1	2	-
Yueru	-	1	-	2	4

Wings Game-By-Game Lines

TEAM	FG	FGA	FG%	3P	3PA	3P%	FT	FTA	FT%	OR	DR	TOT	A	PF	ST	TO	BLK	PTS
WINGS	39	66	59.1	12	32	52.2	17	24	70.8	3	24	27	26	28	9	17	2	107
FEVER	40	77	51.9	7	24	29.2	17	21	81.0	7	21	28	23	25	4	14	2	104
WINGS	28	73	38.4	4	26	15.4	12	14	85.7	7	27	34	15	17	3	10	4	72
DREAM	26	69	37.7	9	33	27.3	16	17	94.1	11	33	44	13	18	5	9	3	77
WINGS	31	67	46.3	5	17	29.4	19	22	86.4	9	17	26	22	18	9	13	3	86
LYNX	35	58	60.3	6	13	46.2	14	18	77.8	6	25	31	20	19	6	17	7	90
WINGS	33	70	47.1	11	24	45.8	15	17	88.2	11	20	31	30	20	10	9	1	92
MYSTICS	24	49	49.0	5	12	41.7	16	20	80.0	2	22	24	16	17	3	19	1	69
WINGS	36	72	50.0	9	21	42.9	18	23	78.3	9	27	36	28	20	5	9	1	99
SKY	32	67	47.8	5	21	23.8	20	24	83.3	6	24	30	20	23	4	10	5	89
WINGS	28	74	37.8	7	28	25.0	6	12	50.0	10	16	26	21	18	9	15	8	69
DREAM	34	62	54.8	6	15	40.0	12	13	92.3	5	30	35	22	12	6	18	4	86
WINGS	30	65	46.2	15	35	42.9	16	19	84.2	6	28	34	22	16	6	11	5	91
LIBERTY	28	72	38.9	8	26	30.8	12	14	85.7	10	24	34	21	18	4	11	0	76
WINGS	33	67	49.3	10	22	45.5	19	22	86.4	8	31	39	23	16	1	10	5	95
ACES	36	82	43.9	8	20	40.0	7	12	58.3	8	25	33	21	15	5	5	3	87
WINGS	29	81	35.8	5	25	20.0	16	24	66.7	18	30	48	19	15	7	11	1	79
STORM	20	61	32.8	4	19	21.1	12	17	70.6	6	30	36	11	22	6	17	7	56
WINGS	41	77	53.2	10	25	40.0	12	18	66.7	13	20	33	30	18	10	12	2	104
SPARKS	36	67	53.7	9	28	32.1	15	21	71.4	8	22	30	25	16	5	17	2	96
WINGS	29	77	37.7	8	28	28.6	10	10	100.0	8	23	31	19	18	9	13	3	76
LYNX	38	71	53.5	7	14	50.0	17	18	94.4	6	35	41	21	11	9	12	3	100
WINGS	37	71	52.1	4	18	22.2	7	8	87.5	7	30	37	24	17	9	18	4	85
MERCURY	25	64	39.1	6	18	33.3	14	18	77.8	7	23	30	21	15	10	16	1	70
WINGS	29	74	39.2	7	28	25.0	18	26	69.2	12	29	41	18	15	7	10	4	83
FIRE	30	68	44.1	14	31	45.2	10	13	76.9	5	27	32	26	24	5	13	5	84
WINGS	35	71	49.3	10	28	35.7	16	21	76.2	8	33	41	28	14	10	8	3	96
ACES	27	68	39.7	5	21	23.8	7	9	77.8	7	24	31	24	18	5	14	3	66
WINGS	30	64	46.9	9	22	40.9	11	16	68.8	2	23	25	19	20	10	8	3	80
VALKYRIES	29	63	46.0	12	25	48.0	21	27	77.8	9	32	41	20	14	4	13	3	91
WINGS	33	73	45.2	10	25	40.0	17	21	81.0	9	26	35	17	23	7	14	7	93
SKY	33	70	47.1	7	23	30.4	19	29	65.5	13	30	43	22	24	9	15	3	92
WINGS	48	89	53.9	9	24	37.5	7	9	77.8	9	25	34	30	14	9	9	2	112
STORM	39	77	50.6	13	29	44.8	19	21	90.5	5	29	34	28	12	5	13	6	110
WINGS	34	70	48.6	2	21	9.5	14	16	87.5	3	21	24	18	25	7	13	2	84
ACES	32	60	53.3	8	18	44.4	27	33	81.8	7	28	35	20	20	5	16	2	99
WINGS	28	74	37.8	7	23	30.4	14	15	93.3	11	27	38	13	15	7	16	3	77
LYNX	31	72	43.1	9	23	39.1	14	17	82.4	9	27	36	19	15	9	10	5	85

Wings Game-By-Game Lines

TEAM	FG	FGA	FG%	3P	3PA	3P%	FT	FTA	FT%	OR	DR	TOT	A	PF	ST	TO	BLK	PTS
WINGS	33	88	48.5	9	26	34.6	11	16	68.8	5	26	31	18	25	4	15	3	86
SUN	29	64	45.3	3	9	33.3	22	35	62.9	11	23	34	16	23	7	14	4	83
WINGS	33	75	44.0	10	28	35.7	13	14	92.9	16	26	42	16	22	7	11	6	89
TEMPO	28	72	38.9	10	29	34.5	10	14	71.4	13	22	35	16	14	5	14	3	76
WINGS	35	76	46.1	6	23	26.1	12	12	100.0	10	28	38	29	17	3	9	5	88
LIBERTY	26	65	40.0	5	26	19.2	20	22	90.9	7	27	34	16	18	3	14	4	77
WINGS	39	74	52.7	11	25	44.0	19	21	90.5	11	21	32	22	17	5	7	1	108
TEMPO	35	64	54.7	14	30	46.7	11	14	78.6	4	20	24	24	19	3	14	2	95
WINGS	36	75	48.0	9	25	36.0	15	19	78.9	7	26	33	23	13	4	5	3	96
SKY	36	75	48.0	7	22	31.8	12	13	92.3	6	30	36	16	16	3	7	1	91
WINGS	34	69	49.3	7	19	36.8	15	19	78.9	10	24	34	21	21	8	17	2	90
SPARKS	33	68	48.5	6	21	28.6	10	11	90.9	5	25	30	23	23	9	13	6	82
WINGS	36	76	47.4	11	21	52.4	15	19	78.9	7	27	34	27	26	1	8	7	98
LIBERTY	35	84	41.7	9	32	28.1	20	23	87.0	17	31	48	17	17	3	8	6	99
WINGS	35	72	48.6	12	30	40.0	19	24	79.2	9	26	35	28	18	7	13	2	101
FIRE	37	65	56.9	10	26	38.5	13	17	76.5	3	19	22	24	21	6	11	2	97
WINGS	34	69	49.3	4	14	28.6	9	14	64.3	8	24	32	19	19	9	18	5	81
DREAM	31	70	44.3	1	16	6.2	19	25	76.0	12	25	37	22	20	11	16	4	82
WINGS	28	70	40.0	8	33	24.2	11	13	84.6	6	26	32	19	23	3	7	7	75
MYSTICS	26	71	36.6	2	17	11.8	27	31	87.1	13	29	42	17	15	1	8	4	81
WINGS	33	69	47.6	7	18	38.9	10	12	83.3	7	31	38	22	15	10	14	4	83
SUN	23	67	34.3	9	23	39.1	8	13	61.5	9	22	31	14	18	6	17	3	63
WINGS	34	68	50.0	9	23	39.1	15	21	71.4	7	25	32	23	26	6	10	6	92
MYSTICS	33	66	50.0	8	22	36.4	22	26	84.6	8	26	34	19	21	6	12	3	96
WINGS	21	62	33.9	7	25	28.0	27	38	71.1	15	24	39	8	15	7	13	3	76
VALKYRIES	33	71	46.5	12	34	35.3	16	18	88.9	9	29	38	27	24	8	8	5	94
WINGS	37	68	54.4	6	20	30.0	10	11	90.9	8	26	34	24	8	5	19	0	90
LYNX	40	72	55.6	18	39	46.2	5	9	55/6	6	18	24	29	12	12	11	3	103
WINGS	31	70	44.3	9	26	34.6	23	26	88.5	7	23	30	24	21	9	9	5	94
TEMPO	32	76	42.1	8	30	26.7	16	18	88.9	14	23	37	19	23	6	16	4	88
WINGS	31	72	43.1	7	29	24.1	18	20	90.0	11	20	31	18	19	3	12	6	87
FEVER	39	74	52.7	9	24	37.5	11	13	84.6	9	25	34	14	21	4	9	2	98
WINGS	26	58	44.8	5	22	22.7	13	15	86.7	4	29	33	15	16	7	18	4	70
VALKYRIES	27	72	37.5	12	36	33.3	12	14	85.7	10	20	30	17	14	7	11	1	78
WINGS	34	72	47.2	5	18	27.8	18	27	66.7	7	25	32	22	19	5	9	8	91
FEVER	27	66	40.9	7	23	30.4	24	26	92.3	5	23	28	17	23	6	9	3	85
WINGS	33	66	50.0	11	23	47.8	15	17	88.2	6	34	40	23	11	6	15	4	92
STORM	25	74	33.8	12	39	30.8	8	9	88.9	12	22	34	12	17	9	15	3	70
WINGS	38	69	55.1	11	24	45.8	9	13	69.2	10	28	38	26	16	11	12	8	96
FIRE	27	72	37.5	10	36	27.8	14	17	82.4	14	19	33	20	16	8	12	3	78
WINGS																		
SUN																		
WINGS																		
SPARKS																		

Wings Game-By-Game Lines

TEAM	FG	FGA	FG%	3P	3PA	3P%	FT	FTA	FT%	OR	DR	TOT	A	PF	ST	TO	BLK	PTS
WINGS																		
SUN																		
WINGS																		
TEMPO																		
WINGS																		
LIBERTY																		

2026 League Standings (as of games through 8/28/26)

Rank	W	L	Win %	GB	Conf	Home	Road	Strk	L-10
1. Minnesota Lynx	31	8	0.795	--	20-3	14-6	17-2	L1	8-2
2. Golden State Valkyries	28	11	0.718	3	11-7	15-5	13-6	W3	8-2
3. Las Vegas Aces	27	13	0.675	4.5	13-6	13-7	14-6	W3	6-4
4. Indiana Fever	26	14	0.650	5.5	13-5	14-6	12-8	W2	7-3
5. Atlanta Dream	25	14	0.641	6	11-5	12-7	13-7	L1	7-3
6. Washington Mystics	24	16	0.600	7.5	11-5	13-7	11-9	L1	6-4
7. Dallas Wings	23	16	0.590	8	10-9	13-6	10-10	W3	5-5
8. New York Liberty	23	16	0.590	8	11-5	13-6	10-10	L1	7-3
9. Portland Fire	16	23	0.410	15	6-12	8-11	8-12	W1	5-5
10. Chicago Sky	15	24	0.385	16	3-12	10-10	5-14	L2	4-6
11. Los Angeles Sparks	14	25	0.359	17	7-11	7-13	7-12	W1	3-7
12. Phoenix Mercury	13	24	0.351	17.5	8-11	5-12	8-12	L2	4-6
13. Toronto Tempo	11	28	0.282	20	5-11	7-13	4-15	L3	1-9
14. Connecticut Sun	10	29	0.256	21	3-14	7-13	3-16	L2	3-7
15. Seattle Storm	8	31	0.205	23	1-17	6-13	2-18	W1	2-8

2026 Wings/Opponents Individual Highs

Wings Highs

Points in a Game		
Paige Bueckers	34	at Toronto (7/10)
Minutes		
Azzi Fudd	42:43	vs. New York (7/20)
Field Goals Made		
Paige Bueckers	14	vs. Phoenix (6/11)
Field Goals Attempted		
Arike Ogunbowale	24	vs. New York (7/20)
3-Point Field Goals Made		
Azzi Fudd	6	at New York (5/24)
Arike Ogunbowale	6	at Los Angeles (6/5)
Paige Bueckers	6	vs. Seattle (8/23)
3-Point Field Goals Attempted		
Arike Ogunbowale	13	at New York (5/24)
Free Throws Made		
Arike Ogunbowale	13	vs. Toronto (8/12)
Free Throws Attempted		
Arike Ogunbowale	14	vs. Toronto (8/12)
Rebounds		
Jessica Shepard	20	vs. Las Vegas (5/28)
Assists		
Paige Bueckers	14	at Los Angeles (6/5)
Steals		
Azzi Fudd	5	at Golden State (6/17)
Turnovers		
Paige Bueckers	7	at Golden State (8/17)
Blocked Shots		
Awak Kuier	7	vs. Indiana (8/20)

Opponent Highs

Points in a Game		
Kayla McBride	43	at Minnesota (8/9)
Minutes		
Breanna Stewart	42:17	vs. New York (7/20)
Field Goals Made		
Kayla McBride	16	at Minnesota (8/9)
Field Goals Attempted		
Sabrina Ionescu	25	vs. New York (7/20)
3-Point Field Goals Made		
Kayla McBride	10	at Minnesota (8/9)
3-Point Field Goals Attempted		
Kayla McBride	14	at Minnesota (8/9)
Free Throws Made		
Kelsey Mitchell	15	vs. Indiana (8/20)
Free Throws Attempted		
Kelsey Mitchell	15	vs. Indiana (8/20)
Rebounds		
Angel Reese	16	vs. Atlanta (5/12)
Assists		
Olivia Miles	13	at Minnesota (8/9)
Steals		
Rhyne Howard	4	at Atlanta (5/22)
Awa Fam	4	vs. Seattle (6/1)
Angel Reese	4	vs. Atlanta (7/29)
Gabby Williams	4	at Golden State (8/17)
Turnovers		
Natasha Howard	7	vs. Minnesota (5/14)
Blocked Shots		
Jordan Horston	4	vs. Seattle (6/1)

2026 Starting Lineups/Records

G	W	L	W/L%	Starting Lineup
5	4	1	.800	P. Bueckers, A. Fudd, A. Ogunbowale, M. Siegrist, J. Shepard
1	0	1	.000	A. James, A. Fudd, A. Ogunbowale, M. Siegrist, J. Shepard
1	0	1	.000	O. Sims, A. Fudd, A. Ogunbowale, A. Kuier, J. Shepard
15	9	6	.600	P. Bueckers, A. Fudd, A. Ogunbowale, A. Kuier, J. Shepard
2	1	1	0.500	P. Bueckers, A. Fudd, A. Ogunbowale, J. Shepard, A. Smith
1	0	1	0.00	P. Bueckers, A. James, A. Ogunbowale, J. Shepard, A. Smith
8	4	4	.500	O. Sims, P. Bueckers, A. Ogunbowale, J. Shepard, A. Smith
2	1	1	.500	O. Sims, P. Bueckers, A. Ogunbowale, A. Kuier, A. Smith
1	0	1	0.00	P. Bueckers, A. Ogunbowale, A. Clark, J. Shepard, A. Smith
3	3	0	1.00	P. Bueckers, A. Ogunbowale, A. Kuier, J. Shepard, A. Smith

2026 Wings Highs/Lows

Dallas High	Dallas Low	Category	Opponent High	Opponent Low
112 (at SEA 6/22-OT)	69 (at ATL 5/22)	**Points**	110 (at SEA 6/22-OT)	56 (vs. SEA 6/1)
34 (vs. SEA 8/23)	9 (at ATL 5/22)	**1Q Points**	33 (at TOR 7/10)	9 (vs. WAS 5/18)
33 (at IND 5/9)	7 (at GSV 6/17)	**2Q Points**	30 (at PDX 6/13)	11 (at NYL 7/7)
60 (at IND 5/9)	29 (vs. MIN 6/28)	**1st Half**	58 (at MIN 6/9)	25 (vs. SEA 6/1)
36 (at PDX 7/22)	18 (two games)	**3Q Points**	33 (vs. CHI 7/12)	8 (vs. CON 8/2)
36 (vs. CHI 6/20)	11 (two games)	**4Q Points**	35 (at IND 8/14)	12 (vs. SEA 8/23)
62 (at CHI 5/20)	33 (at WAS 8/5)	**2nd Half**	63 (at IND 8/14)	29 (vs. LVA 6/15)
48 (at SEA 6/22-OT)	21 (vs. GSV 8/7)	**Field Goals**	40 (two games)	20 (vs. SEA 6/1)
89 (at SEA 6/22-OT)	58 (at GSV 8/17)	**Field Goal Attempts**	84 (vs. NYL 7/20- OT)	49 (vs. WAS 5/18)
59.1% (at IND 5/9)	33.9% vs. GSV 8/7)	**Field Goal %**	60.3% (vs. MIN 5/14)	32.8% (vs. SEA 6/1)
15 (at NYL 5/24)	2 (at LVA 6/25)	**3 Pointers Made**	18 (at MIN 8/9)	1 (vs. ATL 7/29)
35 (at NYL 5/24)	14 (vs. ATL 7/29)	**3 Pointers Attempted**	39 (two games)	9 (at CON 7/2)
52.4% (vs. NYL 7/20- OT)	9.5% (at LVA 6/25)	**3 Point FG%**	50.0% (at MIN 6/9)	6.2% (vs. ATL 7/29)
27 vs. GSV 8/7)	6 (at ATL 5/22)	**Free Throws**	27 (two games)	5 (at MIN 8/9)
38 vs. GSV 8/7)	8 (vs. PHX 6/11)	**Free Throw Attempts**	35 (at CON 7/2)	9 (three games)
100.0% (two games)	50% (at ATL 5/22)	**Free Throw %**	94.1% (vs. ATL 5/12)	55.6% (at MIN 8/9)
18 (vs. SEA 6/1)	2 (at GSV 6/17)	**Offensive Rebounds**	17 (vs. NYL 7/20- OT)	2 (vs. WAS 5/18)
34 (vs. SEA 8/23)	16 (at ATL 5/22)	**Defensive Rebounds**	35 (at MIN 6/9)	18 (at MIN 8/9)
48 (vs. SEA 6/1)	24 (at LVA 6/25)	**Total Rebounds**	48 (vs. NYL 7/20- OT)	22 (at PDX 7/22)
43 (vs. WAS 5/18)	1 (vs. ATL 7/29)	**Bench Points**	43 (at GSV 6/17)	4 (two games)
30 (three games)	8 (vs. GSV 8/7)	**Assists**	29 (at MIN 8/9)	11 (vs. SEA 6/1)
28 (at IND 5/9)	8 (at MIN 8/9)	**Fouls**	25 (at IND 5/9)	11 (at MIN 6/9)
11 (vs. PDX 8/25)	1 (two games)	**Steals**	12 (at MIN 8/9)	1 (at WAS 7/31)
19 (at MIN 8/9)	5 (vs. CHI 7/12)	**Turnovers**	19 (vs. WAS 5/18)	5 (vs. LVA 5/28)
8 (three games)	0 (at MIN 8/9)	**Blocks**	7 (two games)	0 (at NYL 5/24)
30 (vs. LVA 6/15)	1 (vs. CHI 6/20)	**Margin of Victory**	24 (at MIN 6/9)	1 (three games)

2026 Wings/Opponents Average Stats

TEAM	FG	FGA	FG%	3P	3PA	3P%	FT	FTA	FT%	OR	DR	TOT	A	TO	ST	BLK	PF	PTS
WINGS	33.1	71.1	46.6	8.2	24.0	34.0	14.4	18.2	79.2	8.6	25.5	34.1	21.8	12.0	6.8	3.9	18.3	88.8
OPPONENTS	31.2	68.8	45.3	8.2	24.3	33.8	15.1	18.7	80.7	8.3	25.4	33.7	19.8	12.8	5.9	3.4	18.3	85.7

2026 Wings/Opponents Cume Stats

TEAM	FG	FGA	FG%	3P	3PA	3P%	FT	FTA	FT%	OR	DR	TOT	A	TO	ST	BLK	PF	PTS
WINGS	1292	2773	46.6	318	936	34.0	561	708	79.2	334	996	1330	851	469	264	152	714	3463
OPPONENTS	1217	2685	45.3	320	947	33.8	589	730	80.7	324	989	1313	773	501	232	131	713	3343

2026 Team League Rankings (Average)- including games through 8/28/26

	PPG	FGM	3PM	OREB	DREB	REB	AST	BLK	STL	FTM	FTA	PF
Wings	#6 (88.8)	#3 (33.1)	#11 (8.2)	#6 (8.6)	#4 (25.5)	#5 (34.1)	#4 (21.8)	#7 (3.9)	#13 (6.8)	#13 (14.4)	#14 (18.2)	#3 (18.3)

PLAYER CAREER MILESTONES

POINTS	MILESTONE	NEED	DATE
Bueckers	1500	45	-
Clark	2500	-	6/29/24
Fudd	400	7	-
James	400	9	-
Jones	600	64	-
Kuier	500	61	-
Ogunbowale	5000	-	8/20/26
Shepard	1000	-	6/9/26
Siegrist	1000	47	-
Sims	3500	-	9/9/25
Smith	1500	-	8/17/26
Sutton	800	-	6/25/26
Williams	100	83	-
Yueru	500	-	8/23/26

REBOUNDS	MILESTONE	NEED	DATE
Bueckers	300	5	-
Clark	1500	6	-
Fudd	100	47	-
James	100	-	9/7/25
Jones	300	7	-
Kuier	400	63	-
Ogunbowale	900	58	-
Shepard	1000	-	6/22/26
Siegrist	400	39	-
Sims	800	-	8/12/26
Smith	1000	42	-
Sutton	300	66	-
Williams	100	96	-
Yueru	300	-	8/8/25

ASSISTS	MILESTONE	NEED	DATE
Bueckers	400	-	8/23/26
Clark	600	-	8/17/25
Fudd	100	47	-
James	100	-	8/12/26
Jones	300	55	-
Kuier	100	6	-
Ogunbowale	1000	-	8/17/26
Shepard	500	-	8/5/26
Siegrist	100	14	-
Sims	1000	-	7/3/24
Smith	400	-	8/14/26
Sutton	500	24	-
Williams	100	97	-
Yueru	100	36	-

GAMES	MILESTONE	NEED	DATE
Bueckers	100	27	-
Clark	400	-	7/9/25
Fudd	100	70	-
James	100	29	-
Jones	100	-	8/15/25
Kuier	100	-	6/22/26
Ogunbowale	300	37	-
Shepard	200	38	-
Siegrist	100	-	5/28/26
Sims	300	-	6/1/25
Smith	200	-	7/5/26
Sutton	100	-	7/10/25
Williams	100	96	-
Yueru	100	-	7/5/26

3PM	MILESTONE	NEED	DATE
Bueckers	100	-	8/23/26
Clark	400	-	8/25/26
Fudd	100	42	-
James	100	56	-
Jones	100	76	-
Kuier	100	67	-
Ogunbowale	500	-	5/21/25
Shepard	100	91	-
Siegrist	100	31	-
Sims	200	-	7/13/24
Smith	200	32	-
Sutton	100	4	-
Williams	100	99	-
Yueru	100	70	-

FGM	MILESTONE	NEED	DATE
Bueckers	500	-	8/12/26
Clark	1000	-	6/22/25
Fudd	200	44	-
James	200	31	-
Jones	300	90	-
Kuier	200	37	-
Ogunbowale	1500	-	7/30/25
Shepard	500	-	7/29/26
Siegrist	400	19	-
Sims	1500	184	-
Smith	600	15	-
Sutton	300	-	6/28/26
Williams	100	96	-
Yueru	100	-	7/9/25

STL	MILESTONE	NEED	DATE
Bueckers	100	13	-
Clark	300	-	6/24/25
Fudd	100	48	-
James	100	52	-
Jones	100	47	
Kuier	100	60	-
Ogunbowale	300	-	9/15/24
Shepard	100	23	-
Siegrist	100	48	-
Sims	300	-	8/28/24
Smith	200	-	8/14/26
Sutton	100	14	-
Williams	100	100	-
Yueru	100	73	-

BLK	MILESTONE	NEED	DATE
Bueckers	100	67	-
Clark	100	7	-
Fudd	100	75	-
James	100	84	-
Jones	100	55	-
Kuier	100	-	8/12/26
Ogunbowale	100	73	-
Shepard	100	74	-
Siegrist	100	54	-
Sims	100	58	-
Smith	200	-	8/10/25
Sutton	100	91	-
Williams	100	100	-
Yueru	100	74	-

Wings Single-Game Records

GAME RECORDS

SCORING

Most points, game
117 at Phoenix, June 18, 2016 (3 ot)

Largest margin of victory, game
40 at Minnesota, July 12, 2023 (107-67)

Largest margin of defeat, game
46 at Seattle, August 7, 2010 (65-111)

BY HALF
Most points, first half
66 at Los Angeles, August 14, 2022

Largest lead at halftime
37 at Los Angeles,8/14/2022 (66-29)

Largest deficit at halftime overcome to win game
19 at Indiana, June 9, 2004
(trailed 32-51; won 83-79)

Most points, second half
72 vs. Phoenix, July 8, 2007

OVERTIME
Most points, overtime period
18 at Connecticut, June 22, 2003

Largest margin of victory, overtime game
11 vs. New York, September 14, 2004
(82-71)

FIELD GOAL PERCENTAGE
Highest field-goal percentage, game
.656 at Los Angeles, August 14, 2022
(42/64)

Lowest field-goal percentage, game
.243 at Washington, June 30, 2013 (17/70)
at Atlanta, May 7, 2022 (17/70)

FIELD GOALS
Most field goals, game
48 at Seattle, June 22, 2026

FIELD GOAL ATTEMPTS
Most field-goal attempts, game
97 vs. Chicago, July 16, 2017 (2 ot)

THREE-POINT FIELD GOALS
Most three-point field goals, game
17 vs. Minnesota, June 19, 2021

THREE-POINT FIELD GOAL ATTEMPTS
Most three-point field goal attempts, game
42 at Las Vegas, June 5, 2022

FREE THROW PERCENTAGE
Highest free-throw percentage, game
1.000 Many times. Most recent: at Atlanta, September 10, 2023 (23/23)

FREE THROWS MADE
Most free throws made per game, season
21.9 2017 (749/34)

Most free throws made, game
41 at Phoenix, June 18, 2016 (3 ot)

Most free throw attempts, game
54 vs. Indiana, June 18, 2000
REBOUNDS
Most rebounds, game
62 vs. Connecticut, July 19, 2013

Most offensive rebounds, game
30 at San Antonio, June 14, 2015

DEFENSIVE REBOUNDS
Most defensive rebounds, game
42 vs. Phoenix, July 8, 2007

ASSISTS
Most assists, game
33 at Los Angeles, August 14, 2022

PERSONAL FOULS
Most personal fouls, game
34 at Orlando, August 18, 1999
at Indiana, May 20, 2006
vs. Minnesota, June 20, 2008 (ot)
Fewest personal fouls, game
6 at Chicago, August 17, 2021

DISQUALIFICATIONS
Most disqualifications, game
3 vs. Atlanta, May 27, 2016

STEALS
Most steals, game
20 vs. Indiana, June 18, 2000

BLOCKED SHOTS
Most blocked shots, game
12 at Minnesota, May 23, 2010
at Atlanta, May 26, 2018
vs. Chicago, May 15, 2024

TURNOVERS
Most turnovers, game
29 at San Antonio, June 11, 2010
Fewest turnovers, game
2 at New York, July 19, 2023

TEAM DEFENSE

POINTS
Fewest points allowed, game
40 vs. Indiana, August 25, 2005

Fewest points allowed, first half
13 vs. Washington, July 21, 2007

Fewest points allowed, second half
16 vs. Connecticut, July 8, 2003

Fewest points allowed, overtime period
2 vs. Los Angeles, June 17, 2003

FIELD GOAL PERCENTAGE
Lowest opponents' field goal percentage, game
.238 vs. Seattle, June 9, 2015 (15/63)

TURNOVERS
Most opponents' turnovers, game
32 at Washington, May 26, 2012

TEAM MISCELLANEOUS

GAME WON AND LOST
Most consecutive games won
8 June 5-27, 2003
August 13, 2006-June 15, 2007
June 6-28, 2015

Most consecutive games won, one season
8 June 5-27, 2003
June 6-28, 2015

Most consecutive game lost
20 June 21-August 25, 2011

Most consecutive game lost, one season
20 June 21-August 25, 2011

Most consecutive home games won
13 July 20, 2005-June 25, 2006

Most consecutive home games lost
11 June 21-August 23, 2011
Most consecutive road games won
6 June 2-22, 2007
July 12-August 3, 2007

Most consecutive road games lost
22 July 17, 2010-August 25, 2011

OVERTIME GAMES
Most overtime periods, game
3 at Phoenix, June 18, 2016

INDIVIDUAL

Most points, single game
53 Liz Cambage, vs. New York
July 17, 2018

Most consecutive games, 20 or more points
12 Arike Ogunbowale,
September 10, 2023-June 13, 2024

Most consecutive games, 10 or more points
65 Arike Ogunbowale,
July 30, 2019-September 5, 2021

Highest field goal percentage, game
(Minimum 8 field goals made)
1.000 Courtney Paris, vs. San Antonio,
July 17, 2014 (9/9)
Maddy Siegrist, at Connecticut,
May 31, 2024 (8/8)

Most field goals, none missed, game
9 Courtney Paris, vs. San Antonio,
July 17, 2014

Most field goal attempts, none made, game
11 Plenette Pierson, at Phoenix,
July 2, 2015

Most points by a rookie, single game
44 **Paige Bueckers, at Los Angeles**
August 20, 2025

Most field goals, game
17 Riquna Williams, at San Antonio,
September 8, 2013
Elizabeth Cambage, vs. New York,
July 17, 2018
Paige Bueckers, at Los Angeles,
August 20, 2025

FIELD GOAL ATTEMPTS
Most field goal attempts, game
30 Deanna Nolan, at San Antonio,
August 29, 2009 (ot)
Arike Ogunbowale, at Los Angeles,
May 26, 2024

THREE-POINT FIELD-GOAL PERCENTAGE
Most three-point field goals, none missed, game
5 Shanna Crossley, at New York,
August 19, 2010

Most three-point field goals, game
9 Arike Ogunbowale, vs. Indiana,
September 1, 2024

Most consecutive games, three-point field goals made
24 Marina Mabrey,
August 14, 2020-June 13, 2021
Arike Ogunbowale,
June 17-May 15, 2022
Arike Ogunbowale,
June 23-September 15, 2024 (current)

THREE-POINT FIELD GOAL ATTEMPTS
Most three-point field goal attempts, game
16 Arike Ogunbowale, at Chicago,
June 20, 2024
Arike Ogunbowale, vs. Indiana,
September 1, 2024

FREE THROW PERCENTAGE
Most free throws made, none missed, game
12 Tiffany Jackson, vs. Seattle,
June 21, 2011
Skylar Diggins, vs. Indiana, July 8, 2014
Odyssey Sims, vs. Indiana,
August 30, 2015
Arike Ogunbowale, vs. Washington,
August 21, 2020 (ot)

Most free throw attempts, none made, game
8 Cheryl Ford, at Charlotte,
August 6, 2005 (2 ot)

FREE THROWS MADE
Most free throws made, game
18 Riquna Williams, at Atlanta,
July 7, 2015

FREE THROW ATTEMPTS
Most free throw attempts, game
21 Swin Cash, vs. Miami,
June 28, 2002 (ot)
REBOUNDS
Most rebounds, game
22 Cheryl Ford, at San Antonio,
May 22, 2004

Most consecutive games, 10+ rebounds
9 Cheryl Ford, August 13, 2003-June 6, 2004

OFFENSIVE REBOUNDS
Most offensive rebounds, game
12 Cheryl Ford, at San Antonio,
May 22, 2004
Glory Johnson, vs. Phoenix,
June 16, 2013 (ot)

DEFENSIVE REBOUNDS
Most defensive rebounds, game
18 Cindy Brown, at Utah, August 10, 1998

ASSISTS
Most assists, game
14 Ivory Latta, vs. Los Angeles,
August 30, 2012
14 Arike Ogunbowale vs. New York
July 28, 2025
14 Paige Bueckers at Los Angeles
June 5, 2026

PERSONAL FOULS
Most personal fouls, game
6 Many times

DISQUALIFICATIONS
Fewest minutes, disqualified, game
9 Odyssey Sims, vs. Chicago, August 6, 2023

STEALS
Most steals, game
7 Alexis Hornbuckle, vs. Houston, May 17, 2008
6 Claudia Maria das Neves, vs.

BLOCKED SHOTS
Most blocked shots, game
7 **Awak Kuier, vs. Indiana**
August 20, 2026

TURNOVERS
Most turnovers, game
10 Tiffany Jackson, at Atlanta,
September 4, 2011
Arike Ogunbowale, at Minnesota,
June 2, 2024

Jose Fernandez

Head Coach

Jose Fernandez enters his first season as the Head Coach of the Dallas Wings.

A veteran leader, Fernandez brings nearly 35 years of coaching experience to Dallas, with the last 25 years spent as head coach of the University of South Florida women's basketball team. Fernandez helped build the Bulls into one of the most consistently successful programs in the nation.

A proven winner and established leader in player development, Fernandez earned nearly 500 career wins at USF while guiding more than 100 players into professional basketball careers worldwide. Under Fernandez, South Florida has had seven WNBA Draft selections, including current active players Courtney Williams of the Minnesota Lynx and Kitja Laksa of the Phoenix Mercury. In total, nearly 30 of Fernandez's former players are actively playing professionally in 2025-26.

Fenandez was hired as USF's Head Coach on Nov. 14, 2000, and would become the program's all-time winningest coach. Fernandez led the Bulls to 19 or more wins in 14 consecutive seasons and 19 post-season berths, including 10 NCAA Tournament appearances. Over the previous four seasons, he guided USF to two AAC Regular Season Championships and two AAC Tournament Championships.

Fernandez has recruited and coached 58 all-conference players, two Associated Press Honorable Mention All-Americans, three members of the USF Athletics Hall of Fame, two conference Players of the Year, one AAC Defensive Player of the Year, five conference Freshmen of the Year, two AAC Newcomers of the Year, two AAC Sixth Players of the Year, and four conference Most Improved Players.



Highly respected in the industry, the Miami native was a finalist for the 2021 WBCA Division I National Coach of the Year, a two-time American Athletic Conference Coach of the Year and is the current President of the Women's Basketball Coaches Association (WBCA).

Fernandez has also been active in international basketball. He has won two gold medals with USA Basketball's U18 and U19 National Teams, serving as an assistant coach. At USF, Fernandez has recruited and coached players from over 22 different countries.

Prior to his time at South Florida, Fernandez served as a men's basketball assistant coach at Miami-Dade College (1991-92) and Miami Sunset High School (1992-94), before becoming an assistant at Barry University (1994-96). After coaching girls' basketball at Lourdes Academy from 1996-99, Fernandez served as the top assistant for Barry's women's team from 1999-00.

Jose and his wife Tonya are proud parents to five daughters, Sydnie, Alex, Taylor, Brianna, and Brooke, and have eight rescue dogs.

SUG SUTTON

POSITION: Guard
HEIGHT: 5-8
EXPERIENCE: 4 yrs
COLLEGE: Texas
BIRTH DATE: 12/17/1998

0

	2026 HIGHS	CAREER HIGHS
PTS	14 at IND (5/20/26)	21 vs. LVA (6/21/23)
FGM	6 at IND (5/20/26)	9 vs. LVA (6/21/23)
FGA	13 vs. NYL (5/14/26)	18 vs. LVA (9/8/23)
3FGM	2 at GSV (6/17/26)	4 at LVA (9/10/23)
3FGA	5 vs. CON (5/18/26)	7 at LVA (9/10/23)
FTM	3 vs. CON (5/18/26)	6 at DAL (6/9/23)
FTA	4 (2x) last vs. CON (5/18/26)	6 (2x) last at ATL (8/29/23)
OR	1 vs. CON (5/18/26)	2 (2x) last vs. LAS (7/22/25)
DR	3 (2x) last vs. CON (8/2/26)	10 vs. LVA (9/8/23)
TR	4 vs. CON (8/2/26)	11 vs. LVA (9/8/23
AST	8 vs. NYL (5/14/26)	11 vs. LVA (9/8/23)
STLS	2 vs. GSV (8/7/26)	4 vs. MIN (6/24/25)
BLKS	1 vs. LVA (6/15/26)	1 (8x) last vs. LVA (6/15/26)
MIN	25 vs. CON (5/18/26)	40 at LVA (6/26/25)

*game started

DATE	OPP	MIN	PTS	FGM	FGA	FG%	3PM	3PA	3P%	FTM	FTA	FT%	OR	DR	TR	AST	STL	BLK	TOV	PF
WITH PORTLAND FIRE																				
5/14	NYL	20	8	3	13	23.1	1	5	20.0	1	4	25.0	0	3	3	8	0	0	1	3
5/18	CON	25	12	4	10	40.0	1	2	50.0	3	4	75.0	1	0	1	5	1	0	2	1
5/20	@IND	24	14	6	8	75.0	0	1	0.0	2	2	100	0	1	1	4	1	0	3	1
WITH DALLAS WINGS																				
6/15	LVA	21	4	2	5	40.0	0	2	0.0	0	0	0.0	0	2	2	4	1	1	0	1
6/17	@GSV	13	9	3	4	75.0	2	2	100	1	2	50.0	0	0	0	2	0	0	1	2
6/20	CHI	13	4	2	3	66.7	0	0	0.0	0	0	0.0	0	0	0	1	0	1	0	1
6/22	@SEA	10	0	0	1	0.0	0	1	0.0	0	0	0.0	0	2	2	2	1	0	1	2
6/25	@LVA	7	3	1	1	100	1	1	100	0	0	0.0	0	0	0	0	0	0	2	1
6/28	MIN	9	2	1	4	25.0	0	2	0.0	0	0	0.0	0	1	1	1	1	0	0	0
7/2	@CON	2	0	0	1	0.0	0	1	0.0	0	0	0.0	0	0	0	0	0	0	0	0
7/5	@TOR	9	4	2	2	100	0	0	0.0	0	0	0.0	0	0	0	1	0	0	1	2
7/7	@NYL	DNP- COACH'S DECISION																		
7/10	@TOR	DNP- COACH'S DECISION																		
7/12	CHI	2	0	0	0	0.0	0	0	0.0	0	0	0.0	0	0	0	1	0	0	1	1
7/19	LAS	DNP- COACH'S DECISION																		
7/20	NYL	22	2	1	5	20.0	0	3	0.0	0	0	0.0	0	1	1	7	0	0	0	0
7/22	@PDX	4	2	1	1	100	0	0	0.0	0	0	0.0	0	1	1	1	0	0	0	1
7/29	ATL	2	0	0	0	0.0	0	0	0.0	0	0	0.0	0	0	0	0	0	0	0	0
7/31	@WAS	6	0	0	1	0.0	0	1	0.0	0	0	0.0	0	1	1	1	0	0	0	1
8/2	CON	7	0	0	0	0.0	0	0	0.0	0	0	0.0	1	3	4	2	0	0	1	0
8/5	@WAS	DNP- COACH'S DECISION																		
8/7	GSV	8	5	2	3	66.7	1	1	100	0	0	0.0	0	0	0	0	2	0	2	2
8/9	@MIN	9	2	1	1	100	0	0	0.0	0	0	0.0	0	0	0	4	0	0	1	0
8/12	TOR	DNP- COACH'S DECISION																		
8/14	@IND	5	0	0	0	0.0	0	0	0.0	0	0	0.0	0	0	0	0	0	0	0	0
8/17	@GSV	5	2	1	1	100	0	0	0.0	0	0	0.0	0	0	0	1	0	0	2	0
8/20	IND	2	0	0	0	0.0	0	0	0.0	0	0	0.0	0	0	0	1	0	0	0	0
8/23	SEA	18	9	3	6	50.0	1	2	50.0	2	2	100	0	1	1	2	1	0	2	0
8/25	PDX	6	0	0	1	0.0	0	1	0.0	0	0	0.0	0	0	0	1	1	0	1	0
8/30	CON																			
9/17	LAS																			
9/19	PHX																			
9/21	@PHX																			
9/23	@SEA																			

ACQUIRED:
Signed a rest of season contract with the Dallas Wings on June 14.

2026 SEASON WITH PORTLAND:
Selected by the Portland Fire in April's expansion draft from the Washington Mystics, appearing in three games before being waived on May 21. In her three games with the Fire, Sutton averaged 11.3 points, 1.7 rebounds and 5.7 assists.

2025 SEASON WITH WASHINGTON:
Averaged 7.4 points, 1.8 rebounds and 3.9 assists over 43 games. Her assists average ranked 17th in the WNBA last season, marking the second time she finished in the top 20 in her career.

2024 SEASON WITH WASHINGTON/PHOENIX:
Appeared in 22 regular season games for Phoenix... Traded on August 20, 2024 to Washington... Apperared in seven regular season games for Washington in 2024...

2023 SEASEON WITH PHOENIX:
Appeared in 40 regular season games for Phoenix... averaged 8.2 points, 2.6 rebounds and 4.8 assists – with the assists ranking ninth in the WNBA

2020 SEASEON WITH WASHINGTON:
Drafted by the Mystics 36th overall in the 2020 Draft, and appeared in 12 games as a rookie before being waived prior to the start of the 2021 season...

COLLEGE CAREER:
Played collegiately at the University of Texas (2016-2020). She averaged a career 8.3 points, 3.4 rebounds and 3.2 assists in 131 games (65 starts). In her senior season, Sutton averaged 9.9 points and a team-high 4.1 assists per game, which ranked fourth in the Big 12. She was a two-time Nancy Lieberman Award Top-10 Finalist (2019, 2020) and was named to the 2020 All-Big 12 Second Team. Sutton was also named to the 2020 Academic All-Big 12 First Team and finished her career at Texas tied for ninth in program history in career assists with 419.

ODYSSEY SIMS

POSITION: Guard
HEIGHT: 5-8
EXPERIENCE: 12 yrs
COLLEGE: Baylor
BIRTH DATE: 7/13/1992

1

	2026 HIGHS	CAREER HIGHS
PTS	20 at IND (5/9/26)	39 at SAN (7/22/14)
FGM	8 at IND (5/9/26)	15 at SAN (7/22/14)
FGA	13 at MIN (8/9/26)	27 (2x) last at LAS (8/17/21)
3FGM	3 at IND (8/14/26)	5 (3x) last at PHX (7/10/24)
3FGA	6 (2x) last at IND (8/14/26)	12 at MIN (8/16/14)
FTM	5 vs. CON (8/2/26)	15 at NYL (8/15/15)
FTA	5 vs. CON (8/2/26)	16 at NYL (8/15/15)
OR	1 (3x) last at GSV (8/17/26)	3 (7x) last at LVA (7/7/24)
DR	3 (2x) last vs. TOR (8/12/26)	7 (2x) last vs. CHI (6/10/18)
TR	2 (3x) last vs. CON (8/2/26)	7 (7x) last at ATL (8/28/20)
AST	6 vs. LAS (7/19/26)	13 at LVA (7/4/21)
STLS	2 (5x) last vs. TOR (8/12/26)	5 (3x) last vs. ATL (7/5/24)
BLKS	2 at CON (7/2/26)	2 (4x) last at CON (7/2/26)
MIN	31 at MIN (8/9/26)	46:55 at PHX (6/18/16)

*game started

DATE	OPP	MIN	PTS	FGM	FGA	FG%	3PM	3PA	3P%	FTM	FTA	FT%	OR	DR	TR	AST	STL	BLK	TOV	PF
5/9*	@IND	26	20	8	11	72.7	2	3	66.7	2	3	66.7	0	2	2	2	2	0	4	5
5/12*	ATL	23	7	3	8	37.5	1	3	33.3	0	0	0.0	0	1	1	4	0	0	1	2
5/14*	MIN	25	11	4	8	50.0	1	2	50.0	2	2	100	0	1	1	3	2	0	1	0
5/18*	WAS	16	0	0	3	0.0	0	1	0.0	0	0	0.0	0	0	0	4	0	0	4	4
5/20*	@CHI	19	4	2	6	33.3	0	1	0.0	0	0	0.0	0	0	0	3	1	0	0	0
5/22*	@ATL	21	14	5	6	83.3	1	2	50.0	3	3	100	0	1	1	5	2	0	1	2
5/24*	@NYL	8	0	0	0	0.0	0	0	0.0	0	0	0.0	0	0	0	2	0	0	0	0
5/28	LVA	6	2	0	0	0.0	0	0	0.0	2	2	100	0	1	1	0	0	0	2	0
6/1	SEA	21	2	1	5	20.0	0	0	0.0	0	2	0.0	0	2	2	4	1	0	1	0
6/5	@LAS	5	0	0	1	0.0	0	0	0.0	0	0	0.0	0	1	1	0	0	0	1	0
6/9	@MIN	OUT/NWT- LEFT ANKLE																		
6/11	PHX	OUT- LEFT ANKLE																		
6/13	@PDX	OUT/NWT- LEFT ANKLE																		
6/15	LVA	OUT- LEFT ANKLE																		
6/17	@GSV	OUT/NWT- LEFT ANKLE																		
6/20	CHI	OUT- LEFT ANKLE																		
6/22	@SEA	OUT/NWT- LEFT ANKLE																		
6/25	@LVA	OUT/NWT- LEFT ANKLE																		
6/28	MIN	OUT- LEFT ANKLE																		
7/2	@CON	12	2	1	4	25.0	0	0	0.0	0	0	0.0	0	1	1	4	0	2	2	0
7/5	@TOR	8	2	1	2	50.0	0	0	0.0	0	0	0.0	0	0	0	0	0	0	0	4
7/7	@NYL	12	8	2	5	40.0	0	1	0.0	4	4	100	0	1	1	0	0	0	0	1
7/10	@TOR	12	8	3	9	33.3	2	6	33.3	0	0	0.0	0	1	1	0	0	0	0	1
7/12	CHI	6	3	1	2	50.0	1	2	50.0	0	0	0.0	0	0	0	1	0	0	1	2
7/19	LAS	17	7	3	8	37.5	0	2	0.0	1	1	100	0	0	0	6	1	0	1	1
7/20*	NYL	21	5	2	4	50.0	1	1	100	0	0	0.0	0	2	2	1	0	0	1	1
7/22	@PDX	4	2	0	2	0.0	0	1	0.0	2	2	100	0	0	0	1	1	0	1	1
7/29	ATL	3	0	0	1	0.0	0	1	0.0	0	0	0.0	0	0	0	0	0	0	0	1
7/31	@WAS	7	0	0	3	0.0	0	1	0.0	0	0	0.0	1	0	1	0	0	0	0	1
8/2	CON	20	9	2	5	40.0	0	1	0.0	5	5	100	0	2	2	2	2	0	1	1
8/5	@WAS	10	0	0	0	0.0	0	0	0.0	0	0	0.0	0	1	1	3	0	0	0	2
8/7	GSV	25	3	0	4	0.0	0	1	0.0	3	4	75.0	0	2	2	4	0	0	0	2
8/9*	@MIN	31	17	7	13	53.8	1	4	25.0	2	2	100	0	3	3	4	0	0	3	0
8/12*	TOR	30	9	3	10	30.0	2	4	50.0	1	2	50.0	0	3	3	2	2	0	2	3
8/14*	@IND	23	11	3	7	42.9	3	6	50.0	2	2	100	1	1	2	2	0	0	2	2
8/17	@GSV	12	0	0	3	0.0	0	2	0.0	0	0	0.0	1	0	1	2	0	0	0	0
8/20	IND	16	2	0	3	0.0	0	1	0.0	2	2	100	0	0	0	3	2	0	2	1
8/23	SEA	4	0	0	2	0.0	0	1	0.0	0	0	0.0	0	0	0	0	0	0	0	1
8/25	PDX	5	0	0	1	0.0	0	0	0.0	0	0	0.0	0	0	0	0	0	0	0	0
8/30	CON																			
9/17	LAS																			
9/19	PHX																			
9/21	@PHX																			
9/23	@SEA																			

ACQUIRED:
Signed a one-year deal with the Dallas Wings on April 16. Originally drafted No. 2 overall in the 2014 WNBA Draft by the Tulsa Shock.

CAREER HIGHLIGHTS:
WNBA All-Star (2019)... All-WNBA Second Team (2019)... WNBA All-Rookie Team (2014)

2025 SEASON WITH LOS ANGELES AND INDIANA:
Appeared in 12 regular season games with Los Angeles, starting in 11... Averaged 9.8 points, 2.9 rebounds and 3.5 assists per game... Appeared in 12 regular season games for Indiana, starting in 10... Averaged 10.3 points, 1.8 rebounds, 4.0 assists and 0.6 steals per game... Led the Fever in assists (4.4) and steals (1.4) per game during postseason action and finished second on the team in scoring (14.4)...

2024 SEASON WITH DALLAS AND LOS ANGELES:
Appeared in nine regular season games for Dallas, starting in seven... Averaged 17.2 points, 2.9 rebounds, 5.6 assists and 1.7 steals per game.... Appeared in 15 regular season games for Los Angeles, starting in 10... Averaged 9.8 points, 1.7 rebounds, 5.1 assists and 0.9 steals per game....

2023 SEASON WITH DALLAS:
Appeared in 28 regular season games for the Wings... Averaged 1.9 points, 1.3 rebounds and 2.2 assists per game during the regular season.... Notched a season-high eight points and eight assists against New York on June 11...

2022 SEASON WITH MINNESOTA AND CONNECTICUT:
Played two games with the Minnesota Lynx before a mutual separation with the team... Signed a 7-day hardship contract with the Connecticut Sun on August 3rd, before ultimately signing a rest of season contract on August 10th... Appeared in five regular season contests for Connecticut... Finished the 2022 regular season with 48 points, 13 rebounds, 20 assists, eight steals and two blocks... Tallied a season-high 13 points off the bench in the loss to Chicago on 8/7... Appeared in all 12 playoff contests for the Sun... Finished the postseason with 43 points, 18 rebounds, 15 assists and five steals

PAIGE BUECKERS

POSITION: Guard
HEIGHT: 6-0
EXPERIENCE: 1 yr
COLLEGE: Connecticut
BIRTH DATE: 10/20/2001

5

	2026 HIGHS	CAREER HIGHS
PTS	34 at TOR (7/10/26)	44 at LAS (8/20/25)
FGM	14 vs. PHX (6/11/26)	17 at LAS (8/20/25)
FGA	23 at SEA (6/22/26)	24 vs LVA (7/16/25)
3FGM	6 vs. SEA (8/23/26)	6 vs. SEA (8/23/26)
3FGA	7 (2x) last at PDX (7/22/26)	7 (3x) last at MIN (6/9/26)
FTM	10 vs. MIN (5/14/26)	10 vs. MIN (5/14/26)
FTA	11 vs. MIN (5/14/26)	11 vs. MIN (5/14/26)
OR	3 vs. LAS (7/19/26)	3 (3x) last vs. LAS (7/19/26)
DR	8 vs. SEA (6/1/26)	8 vs. SEA (6/1/26)
TR	9 vs. SEA (6/1/26)	9 (2x) last vs. SEA (6/1/26)
AST	14 at LAS (6/5/26)	14 at LAS (6/5/26)
STLS	3 (2x) last at MIN (8/9/26)	4 (2x) last vs GSV (7/25/25)
BLKS	2 (3x) last at WAS (8/5/26)	3 at CHI (5/29/25)
MIN	38 (3x) last at TOR (7/10/26)	39:39 at WAS (6/22/25)

*game started

DATE	OPP	MIN	PTS	FGM	FGA	FG%	3PM	3PA	3P%	FTM	FTA	FT%	OR	DR	TR	AST	STL	BLK	TOV	PF
5/9*	@IND	32	20	8	10	80.0	1	3	33.3	3	6	50.0	0	3	3	4	1	0	1	2
5/12*	ATL	32	15	5	12	41.7	2	4	50.0	3	3	100	0	2	2	3	0	1	0	2
5/14*	MIN	31	27	7	13	53.8	3	4	75.0	10	11	90.9	0	3	3	8	0	0	3	2
5/18*	WAS	33	18	7	12	58.3	4	5	80.0	0	0	0.0	0	3	3	7	0	0	1	3
5/20*	@CHI	33	24	11	19	57.9	1	3	33.3	1	1	100	0	3	3	4	0	0	3	3
5/22*	@ATL	31	7	3	13	23.1	1	6	16.7	0	2	0.0	0	1	1	7	2	0	3	4
5/24*	@NYL	36	24	7	13	53.8	2	4	50.0	8	8	100	2	4	6	2	0	0	1	4
5/28*	LVA	38	20	8	18	44.4	2	6	33.3	2	3	66.7	1	2	3	6	0	2	3	2
6/1*	SEA	24	10	4	12	33.3	1	5	20.0	1	2	50.0	1	8	9	7	1	0	2	1
6/5*	@LAS	36	18	7	14	50.0	1	4	25.0	3	4	75.0	1	2	3	14	1	0	1	4
6/9*	@MIN	30	23	9	16	56.3	3	7	42.9	2	2	100	0	1	1	2	0	1	5	2
6/11*	PHX	32	31	14	20	70.0	3	5	60.0	0	0	0.0	1	5	6	5	1	0	2	3
6/13	@PDX	OUT- RIGHT ANKLE																		
6/15*	LVA	24	10	4	11	36.4	2	5	40.0	0	0	0.0	0	5	5	7	1	0	0	2
6/17*	@GSV	36	15	5	13	38.5	1	5	20.0	4	4	100	0	3	3	8	1	1	2	4
6/20*	CHI	36	19	7	16	43.8	1	5	20.0	4	4	100	1	6	7	8	2	1	2	1
6/22*	@SEA	38	27	12	23	52.2	3	6	50.0	0	0	0.0	1	4	5	5	1	0	2	1
6/25*	@LVA	37	25	11	19	57.9	0	3	0.0	3	3	100	0	2	2	6	3	0	1	3
6/28*	MIN	36	25	10	17	58.8	2	4	50.0	3	3	100	0	3	3	4	1	1	4	3
7/2*	@CON	37	25	9	14	64.3	2	5	40.0	5	6	83.3	1	6	7	7	0	0	4	5
7/5*	@TOR	31	22	9	16	56.3	1	3	33.3	3	3	100	1	2	3	7	0	0	2	3
7/7*	@NYL	33	15	5	15	33.3	1	5	20.0	4	4	100	1	6	7	6	0	2	1	1
7/10*	@TOR	38	34	13	22	59.1	2	5	40.0	6	6	100	1	5	6	6	2	0	1	2
7/12*	CHI	36	22	7	15	46.7	1	3	33.3	7	8	87.5	0	6	6	11	0	1	1	4
7/19*	LAS	32	25	10	18	55.6	2	4	50.0	3	3	100	3	1	4	5	0	0	4	2
7/20	NYL	OUT- REST																		
7/22*	@PDX	37	21	7	17	41.2	4	7	57.1	3	5	60.0	1	3	4	5	0	0	3	2
7/29*	ATL	37	16	6	11	54.5	1	5	20.0	3	5	60.0	1	3	4	6	1	1	5	4
7/31*	@WAS	34	23	9	18	50.0	2	5	40.0	3	3	100	1	4	5	2	0	1	0	0
8/2*	CON	25	6	3	9	33.3	0	1	0.0	0	0	0.0	1	2	3	4	0	0	1	1
8/5*	@WAS	37	17	6	15	40.0	3	6	50.0	2	2	100	0	5	5	4	0	2	0	4
8/7*	GSV	29	17	6	12	50.0	2	4	50.0	3	4	75.0	0	1	1	1	1	0	2	1
8/9*	@MIN	31	23	10	15	66.7	1	3	33.3	2	2	100	1	3	4	8	3	0	6	2
8/12*	TOR	34	22	7	18	38.9	1	5	20.0	7	7	100	0	3	3	8	3	0	1	4
8/14*	@IND	37	29	11	21	52.4	2	6	33.3	5	5	100	2	4	6	6	2	0	2	2
8/17*	@GSV	33	21	8	18	44.4	1	5	20.0	4	4	100	1	1	2	3	1	0	7	4
8/20*	IND	35	13	5	16	31.3	0	2	0.0	3	4	75.0	0	6	6	8	0	0	0	4
8/23*	SEA	26	32	12	16	75.0	6	6	100	2	2	100	1	3	4	4	1	0	3	1
8/25*	PDX	33	22	8	15	53.3	3	7	42.9	3	3	100	1	3	4	11	2	1	1	3
8/30	CON																			
9/17	LAS																			
9/19	PHX																			
9/21	@PHX																			
9/23	@SEA																			

ACQUIRED:
Selected No. 1 overall by the Dallas Wings in the 2025 WNBA Draft.

2025 SEASON WITH DALLAS:
Kia WNBA Rookie of the Year... All-WNBA Second Team... WNBA All-Rookie Team... WNBA All-Star.. Associated Press Rookie of the Year... Associated Press All-Rookie Team... AP All-WNBA Second Team... Averaged 19.2 points, 3.9 rebounds, 5.4 assists and 1.6 steals over 36 games, while shooting .477 from the field and .331 from three... Only player in the WNBA to finish in the top nine in scoring (5th), assists (9th) and steals (6th) among all players.... Her 20.3 efficiency rating was tops among all guards in the WNBA, ranked seventh overall, and she was the only rookie to finish in the top 19... Tallied the third-most points (692) and assists (194) by a rookie in WNBA history, while posting the highest single-game scoring performance ever by a rookie with her 44-point outing at the Los Angeles Sparks on August 20... Her 30-game double-digit scoring streak to start her career was the third-longest in WNBA history behind A'ja Wilson (33 games, 2018) and Candace Parker (32 games, 2008), while her 17 20-point games finished tied for fifth all-time... Set Wings franchise rookie records for points, points per game, assists, assists per game and points-assists double-doubles (2).... Became just the 10th rookie in league history to start a WNBA All-Star Game.... Set a league record for most All-Star Game fan votes ever received by a rookie with over 805,000 and received the second-most votes among all guards.

COLLEGE/OTHER:
Competed at Unrivaled during the 2026 season with Breeze Basketball Club... Played four seasons at the University of Connecticut from 2020-2025, missing the 2022-23 season due to an ACL tear in her left knee... 2025 National Champion... Wade Trophy winner (2025)... Honda Sports Award winner (2025)...AP Player of the Year (2021)... Naismith College Player of the Year (2021)... USBWA National Player of the Year (2021)... John R. Wooden Award winner (2021)... 3x Unanimous first-team All-American (2021, 2024, 2025)

ALYSHA CLARK

POSITION: Forward
HEIGHT: 5-11
EXPERIENCE: 13 yrs
COLLEGE: Middle Tennessee
BIRTH DATE: 7/7/1987

7



	2026 HIGHS	CAREER HIGHS
PTS	10 at TOR (7/10/26)	23 vs. NYL (6/5/16)
FGM	4 at TOR (7/10/26)	9 (2x) last at WAS (9/1/17)
FGA	4 at TOR (7/10/26)	14 at LVA (7/23/19)
3FGM	2 at TOR (7/10/26)	4 (7x) last at LAS (6/17/25)
3FGA	2 at TOR (7/10/26)	7 (5x) last vs. MIN (5/28/23)
FTM	3 (3x) last vs. IND (8/20/26)	8 at LAS (6/7/18)
FTA	4 (3x) last vs. IND (8/20/26)	8 (3x) last at LAS (6/7/18)
OR	2 (2x) last vs. IND (8/20/26)	6 vs. ATL (6/10/18)
DR	4 (2x) last at GSV (8/17/26)	8 (5x) last at LAS (7/12/23)
TR	5 vs. SEA (6/1/26)	10 (2x) last vs. LAS (6/21/19)
AST	2 (4x) last at SEA (8/23/26)	7 at ATL (9/4/16)
STLS	1 (3x) last vs. CON (8/2/26)	5 at LAS (6/7/18)
BLKS	1 (3x) last vs. SEA (8/23/26)	4 (2x) last at CHI (6/9/19)
MIN	25 at IND (8/14/26)	40:50 at LVA (6/25/22)

*game started

DATE	OPP	MIN	PTS	FGM	FGA	FG%	3PM	3PA	3P%	FTM	FTA	FT%	OR	DR	TR	AST	STL	BLK	TOV	PF
5/9	@IND	4	3	1	1	100	1	1	100	0	0	0.0	0	1	1	0	0	0	1	2
5/12	ATL	14	2	1	2	50.0	0	1	0.0	0	0	0.0	0	4	4	0	0	0	0	2
5/14	MIN	3	0	0	0	0.0	0	0	0.0	0	0	0.0	0	0	0	0	1	0	0	0
5/18	WAS	7	3	1	2	50.0	1	2	50.0	0	0	0.0	1	0	1	0	0	0	0	0
5/20	@CHI	DNP- COACH'S DECISION																		
5/22	@ATL	4	0	0	1	0.0	0	1	0.0	0	0	0.0	0	0	0	0	0	1	1	0
5/24	@NYL	DNP- COACH'S DECISION																		
5/28	LVA	18	6	1	2	50.0	1	2	50.0	3	4	75.0	0	0	0	1	0	0	1	4
6/1	SEA	18	6	1	3	33.3	1	3	33.3	3	4	75.0	2	3	5	1	1	0	0	4
6/5	@LAS	2	0	0	0	0.0	0	0	0.0	0	0	0.0	0	0	0	0	0	0	0	1
6/9	@MIN	14	0	0	5	0.0	0	4	0.0	0	0	0.0	0	1	1	0	1	0	1	1
6/11	PHX	5	0	0	1	0.0	0	1	0.0	0	0	0.0	0	0	0	1	0	0	0	2
6/13	@PDX	16	1	0	1	0.0	0	1	0.0	1	2	50.0	1	0	1	2	0	0	1	3
6/15	LVA	5	0	0	2	0.0	0	1	0.0	0	0	0.0	0	1	1	0	0	0	0	1
6/17	@GSV	DNP- COACH'S DECISION																		
6/20	CHI	OUT- LEFT LEG																		
6/22	@SEA	OUT- LEFT LEG																		
6/25	@LVA	8	0	0	1	0.0	0	1	0.0	0	0	0.0	0	1	1	0	0	0	1	2
6/28	MIN	DNP- COACH'S DECISION																		
7/2	@CON	DNP- COACH'S DECISION																		
7/5	@TOR	6	3	1	2	50.0	1	2	50.0	0	0	0.0	0	1	1	0	1	1	1	0
7/7	@NYL	DNP- COACH'S DECISION																		
7/10	@TOR	17	10	4	4	100	2	2	100	0	0	0.0	0	0	0	2	0	0	0	4
7/12	CHI	6	2	1	2	50.0	0	0	0.0	0	0	0.0	0	0	0	0	0	0	0	2
7/19	LAS	7	0	0	1	0.0	0	0	0.0	0	0	0.0	0	2	2	1	0	0	2	3
7/20	NYL	7	0	0	1	0.0	0	0	0.0	0	0	0.0	0	2	2	1	0	0	2	3
7/22	@PDX	DNP- COACH'S DECISION																		
7/29	ATL	DNP- COACH'S DECISION																		
7/31	@WAS	7	0	0	0	0.0	0	0	0.0	0	0	0.0	1	3	4	0	0	0	0	1
8/2	CON	17	1	0	1	0.0	0	1	0.0	1	2	50.0	0	3	3	1	1	0	1	3
8/5	@WAS	OUT- BACK																		
8/7	GSV	OUT- BACK																		
8/9	@MIN	OUT- BACK																		
8/12	TOR	16	6	2	3	66.7	1	1	100	1	1	100	0	0	0	0	0	0	0	2
8/14	@IND	25	4	1	3	33.3	0	2	0.0	2	2	100	1	1	2	1	0	1	0	4
8/17*	@GSV	21	3	1	2	50.0	1	1	100	0	0	0.0	0	4	4	2	0	0	3	2
8/20	IND	15	5	1	2	50.0	0	1	0.0	3	4	75.0	2	2	4	2	0	0	0	1
8/23	SEA	23	0	0	2	0.0	0	1	0.0	0	0	0.0	0	3	3	2	0	1	2	1
8/25	PDX	9	3	1	3	33.3	1	2	50.0	0	0	0.0	1	1	2	0	0	0	0	3
8/30	CON																			
9/17	LAS																			
9/19	PHX																			
9/21	@PHX																			
9/23	@SEA																			

ACQUIRED:
Signed with the Wings as a free agent on April 14, 2026.

CAREER HIGHLIGHTS:
3x WNBA Champion (Seattle 2018, 2020 and Las Vegas 2023)... WNBA Sixth Player of the Year (2023)...WNBA All-Defensive First Team (2020)... WNBA All-Defensive Second Team (2019)

2025 SEASON WITH SEATTLE AND WASHINGTON:
Appeared in 27 regular season games for the Storm, starting in 7... Averaged 3.5 points, 2.4 rebounds and 1.0 assists per game in Seattle.... Traded to the Mystics on August 5... Appeared in 15 regular season contests for the Mystics, starting in 8... Averaged 4.5 points, 3.5 rebounds and 1.5 assists per game in WW1 3ashington.

2024 SEASON WITH LAS VEGAS:
Appeared in 40 regular season games for the Aces... Averaged 6.0 points, 3.6 rebounds and 1.8 assists per game.

2023 SEASON WITH LAS VEGAS:
Won her 3rd WNBA Championship.. Named the WNBA and Associated Press Sixth Player of the Year... Scored a season-high 16 points on Sept. 2 vs. Seattle on 4 of 9 from the field, 4 of 6 from 3-point and 4 of 4 from the line... Scored in double figures 10 times

2022 SEASON WITH WASHINGTON:
Finished 1st in the WNBA in 2-point field goal percentage (.629)... Scored in double-figures on 9 occasions, including a season-high 20 points at Las Vegas on June 25

ALANNA SMITH

POSITION: Forward
HEIGHT: 5-11
EXPERIENCE: 13 yrs
COLLEGE: Middle Tennessee
BIRTH DATE: 7/7/1987

8

	2026 HIGHS	CAREER HIGHS
PTS	21 at WAS (8/5/26)	26 at WAS (6/24/25)
FGM	9 at WAS (8/5/26)	10 vs. WAS (8/8/25)
FGA	17 at WAS (8/5/26)	17 (2x) last at WAS (8/5/26)
3FGM	2 (4x) last vs. TOR (8/12/26)	5 at DAL (6/27/24)
3FGA	7 at WAS (8/5/26)	9 vs. WAS (8/8/25)
FTM	5 vs. GSV (8/7/26)	6 at WAS (6/24/25)
FTA	6 vs. GSV (8/7/26)	7 (2x) last vs. WAS (6/24/25)
OR	4 vs. GSV (8/7/26)	7 vs. LVA (6/17/25)
DR	8 (2x) last vs. TOR (8/12/26)	13 at SEA (7/22/23)
TR	11 (2x) last vs. TOR (8/12/26)	17 at SEA (7/22/23)
AST	5 vs. MIN (5/14/26)	7 (2x) last at NYL (8/10/25)
STLS	2 (7x) last at GSV (8/17/26)	6 at CHI (7/12/25)
BLKS	3 at WAS (8/5/26)	6 (2x) last at WAS (6/24/25)
MIN	35 at IND (8/14/26)	42:43 vs. SEA (5/17/24)

*game started

DATE	OPP	MIN	PTS	FGM	FGA	FG%	3PM	3PA	3P%	FTM	FTA	FT%	OR	DR	TR	AST	STL	BLK	TOV	PF
5/9*	@IND	20	6	2	6	33.3	0	1	0.0	2	2	100	1	2	3	2	2	1	2	4
5/12*	ATL	27	2	1	8	12.5	0	6	0.0	0	0	0.0	2	4	6	3	0	1	3	2
5/14*	MIN	27	6	3	6	50.0	0	1	0.0	0	1	0.0	2	2	4	5	2	1	2	3
5/18*	WAS	7	3	1	3	33.3	1	1	100	0	0	0.0	1	0	1	1	2	0	2	4
5/20*	@CHI	16	7	3	6	50.0	1	3	33.3	0	0	0.0	2	4	6	0	1	1	0	5
5/22*	@ATL	10	2	1	3	33.3	0	2	0.0	0	0	0.0	2	0	2	0	0	0	0	2
5/24*	@NYL	15	0	0	1	0.0	0	1	0.0	0	0	0.0	0	2	2	3	1	0	0	3
5/28	LVA	OUT- ILLNESS																		
6/1	SEA	22	5	2	6	33.3	0	3	0.0	1	2	50.0	0	4	4	3	0	0	4	4
6/5	@LAS	16	4	2	4	50.0	0	2	0.0	0	0	0.0	0	2	2	0	0	1	2	0
6/9	@MIN	9	0	0	2	0.0	0	1	0.0	0	0	0.0	1	1	2	1	2	0	1	1
6/11	PHX	16	2	1	2	50.0	0	0	0.0	0	0	0.0	2	3	5	1	0	0	2	2
6/13	@PDX	11	4	1	3	33.3	0	1	0.0	2	2	100	0	3	3	0	0	0	1	2
6/15	LVA	9	4	2	3	66.7	0	1	0.0	0	0	0.0	0	1	1	0	0	0	0	1
6/17	@GSV	16	5	2	4	50.0	1	3	33.3	0	0	0.0	0	3	3	0	0	1	0	1
6/20	CHI	5	3	1	1	100	1	1	100	0	0	0.0	0	0	0	0	2	0	1	2
6/22	@SEA	OUT/NWT- FACE																		
6/25	@LVA	OUT/NWT- CONCUSSION																		
6/28	MIN	OUT- CONCUSSION																		
7/2	@CON	14	11	4	6	66.7	2	3	66.7	1	3	33.3	1	2	3	0	0	0	0	2
7/5	@TOR	14	2	0	2	0.0	0	2	0.0	2	2	100	3	1	4	1	1	1	0	2
7/7	@NYL	16	8	3	8	37.5	1	3	33.3	1	1	100	1	4	5	1	0	0	1	2
7/10	@TOR	8	0	0	1	0.0	0	0	0.0	0	0	0.0	0	0	0	0	0	0	1	1
7/12	CHI	6	2	1	3	33.3	0	0	0.0	0	1	0.0	0	1	1	0	0	0	0	0
7/19	LAS	OUT- RIGHT LEG																		
7/20	NYL	OUT- RIGHT LEG																		
7/22	@PDX	OUT- RIGHT LEG																		
7/29	ATL	DNP- COACH'S DECISION																		
7/31	@WAS	18	11	4	6	66.7	1	3	33.3	2	2	100	1	4	5	0	0	0	0	6
8/2*	CON	14	3	1	6	16.7	1	2	50.0	0	0	0.0	0	3	3	1	0	2	2	3
8/5*	@WAS	32	21	9	17	52.9	2	7	28.6	1	5	20.0	3	8	11	1	2	3	3	5
8/7*	GSV	27	11	2	6	33.3	2	5	40.0	5	6	83.3	4	2	6	0	1	0	1	1
8/9*	@MIN	27	11	5	13	38.5	1	4	25.0	0	0	0.0	3	5	8	0	1	0	1	2
8/12*	TOR	33	13	5	7	71.4	2	4	50.0	1	2	50.0	3	8	11	4	1	1	1	1
8/14*	@IND	35	8	4	11	36.4	0	4	0.0	0	0	0.0	2	5	7	2	1	1	2	3
8/17*	@GSV	30	13	6	9	66.7	1	3	33.3	0	0	0.0	0	5	5	2	2	0	2	1
8/20*	IND	10	0	0	0	0.0	0	0	0.0	0	0	0.0	1	1	2	0	0	0	1	5
8/23*	SEA	22	9	3	3	100	0	0	0.0	3	3	100	0	4	4	0	1	1	1	0
8/25*	PDX	24	10	4	4	100	1	1	100	1	1	100	0	5	5	2	1	0	2	2
8/30	CON																			
9/17	LAS																			
9/19	PHX																			
9/21	@PHX																			
9/23	@SEA																			

ACQUIRED:
Signed a mult-year agreement with the Wings as a free agent on April 12, 2026.

CAREER HIGHLIGHTS:
WNBA Co-Defensive Player of the Year (2025)... WNBA All-Defensive First Team (2025)... WNBA All-Defensive Second Team (2024)...WNBA Commissioner's Cup Champion (2024)...

2025 SEASON WITH MINNESOTA:
Appeared and started in 42 regular-season games for the Lynx and averaged 9.6 points on 48.5-percent shooting, along with 5.1 rebounds, 2.9 assists, 1.9 blocks, and 1.3 steals in 26.3 minutes per contest... voted the 2025 WNBA Co-Defensive Player of the Year and named to the WNBA All-Defensive First Team following breakout season... finished third in the league in both blocks per game and total blocks (80) in 2025, setting career highs in both categories... her 80 blocks established a Lynx single-season franchise record as she became just the eighth player in league history to record 80 or more blocks in a season... 2025 featured several standout performances, including a career-best six steals on July 12 against Chicago and a six-block game on June 24 against Washington, tying her career high and Minnesota franchise high for most blocks in a regular-season game... closed the regular season as the only player in the WNBA to record at least 400 points, 200 rebounds, 100 assists, 80 blocks, and 50 three-point field goals.

OVERSEAS/INTERNATIONAL/OTHER:
Joined Mist Basketball Club at Unrivaled alongside Wings teammates Arike Ogunbowale and Li Yueru, winning the 2026 Unrivaled championship... longtime member of the Australian National Team, most recently helping the Opals to a perfect 5–0 record at the 2026 FIBA World Cup Qualifiers in Istanbul...

AZIAHA JAMES

POSITION: Guard
HEIGHT: 5-10
EXPERIENCE: 1 yr
COLLEGE: NC State
BIRTH DATE: 11/19/2002

10

	2026 HIGHS	CAREER HIGHS
PTS	19 at MIN (8/9/26)	28 vs PHX (7/3/25)
FGM	7 (3x) last at MIN (8/9/26)	10 vs PHX (7/3/25)
FGA	18 at PDX (6/13/26)	20 vs PHX (7/3/25)
3FGM	3 at IND (5/9/26)	5 vs PHX (7/3/25)
3FGA	7 at PDX (6/13/26)	9 vs PHX (7/3/25)
FTM	7 vs. GSV (8/7/26)	7 (3x) last vs. GSV (8/7/26)
FTA	11 vs. GSV (8/7/26)	11 vs. GSV (8/7/26)
OR	2 (5x) last vs. GSV (8/7/26)	5 at NYL (8/5/25)
DR	5 at PDX (6/13/26)	7 at LVA (8/17/25)
TR	6 at PDX (6/13/26)	9 vs. PHX (9/11/25)
AST	6 at SEA (6/22/26)	6 (3x) last at SEA (6/22/26)
STLS	3 (2x) last vs. PHX (6/11/26)	4 at CHI (7/9/25)
BLKS	2 vs. NYL (7/20/26)	2 (2x) last vs. NYL (7/20/26)
MIN	34 at PDX (6/13/26)	38:26 vs PHX (7/3/25)

*game started

DATE	OPP	MIN	PTS	FGM	FGA	FG%	3PM	3PA	3P%	FTM	FTA	FT%	OR	DR	TR	AST	STL	BLK	TOV	PF
5/9	@IND	16	10	3	5	60.0	3	3	100	1	1	100	0	2	2	2	0	1	2	2
5/12	ATL	15	6	2	10	20.0	0	5	0.0	2	2	100	1	1	2	0	2	1	0	4
5/14	MIN	11	4	1	3	33.3	0	0	0.0	2	2	100	1	1	2	0	2	0	1	1
5/18	WAS	7	8	2	6	33.3	1	2	50.0	3	3	100	0	2	2	0	1	0	0	2
5/20	@CHI	8	4	2	5	40.0	0	0	0.0	0	0	0.0	2	2	4	0	1	0	1	2
5/22	@ATL	18	6	2	6	33.3	1	4	25.0	1	2	50.0	0	4	4	5	3	1	1	3
5/24	@NYL	4	2	1	2	50.0	0	0	0.0	0	0	0.0	1	0	1	0	0	0	0	0
5/28	LVA	6	2	1	3	33.3	0	1	0.0	0	0	0.0	0	1	1	1	0	0	0	1
6/1	SEA	18	18	7	14	50.0	1	2	50.0	3	4	75.0	2	1	3	1	0	0	0	3
6/5	@LAS	10	3	1	4	25.0	0	2	0.0	1	3	33.3	0	1	1	3	1	0	0	4
6/9	@MIN	16	9	4	13	30.8	1	2	50.0	0	0	0.0	1	4	5	0	0	0	0	1
6/11	PHX	17	7	3	9	33.3	0	3	0.0	1	1	100	0	1	1	4	3	0	1	4
6/13*	@PDX	34	17	6	18	33.3	1	7	14.3	4	6	66.7	1	5	6	4	2	0	1	1
6/15	LVA	12	10	4	5	80.0	0	0	0.0	2	3	66.7	2	2	4	1	2	0	0	0
6/17	@GSV	6	2	1	3	33.3	0	2	0.0	0	0	0.0	0	2	2	0	2	0	1	0
6/20	CHI	6	4	2	3	66.7	0	0	0.0	0	0	0.0	1	2	3	1	0	0	1	0
6/22	@SEA	24	18	7	11	63.6	1	1	100	3	5	60.0	1	5	6	6	2	0	0	4
6/25	@LVA	13	8	3	5	60.0	0	2	0.0	2	2	100	0	1	1	3	1	1	3	2
6/28	MIN	11	2	0	4	0.0	0	1	0.0	2	2	100	0	1	1	0	0	0	1	1
7/2	@CON	12	4	2	4	50.0	0	1	0.0	0	0	0.0	0	3	3	0	0	0	0	3
7/5	@TOR	10	3	1	4	25.0	0	0	0.0	1	1	100	1	3	4	0	0	0	1	0
7/7	@NYL	9	5	2	5	40.0	1	2	50.0	0	0	0.0	0	0	0	0	0	0	1	1
7/10	@TOR	4	0	0	1	0.0	0	0	0.0	0	0	0.0	2	0	2	1	0	0	0	1
7/12	CHI	6	0	0	3	0.0	0	1	0.0	0	0	0.0	0	0	0	0	0	0	0	0
7/19	LAS	7	5	2	4	50.0	0	1	0.0	1	2	50.0	0	1	1	0	0	0	1	1
7/20	NYL	8	4	1	3	33.3	0	0	0.0	2	2	100	1	1	2	1	0	2	1	2
7/22	@PDX	7	1	0	2	0.0	0	1	0.0	1	2	50.0	0	2	2	1	2	1	0	0
7/29	ATL	3	0	0	1	0.0	0	0	0.0	0	0	0.0	0	1	1	0	0	0	0	0
7/31	@WAS	3	1	0	1	0.0	0	1	0.0	1	2	50.0	0	1	1	1	0	0	1	2
8/2	CON	12	6	2	7	28.6	0	1	0.0	2	2	100	0	2	2	2	1	0	2	1
8/5	@WAS	5	3	1	1	100	1	1	100	0	0	0.0	0	0	0	0	0	0	0	1
8/7*	GSV	27	13	3	12	25.0	0	5	0.0	7	11	63.6	2	2	4	1	0	1	1	1
8/9*	@MIN	15	19	7	10	70.0	1	1	100	4	5	80.0	1	5	6	2	0	0	2	1
8/12	TOR	12	2	1	5	20.0	0	2	0.0	0	0	0.0	0	3	3	1	0	1	0	4
8/14	@IND	OUT/NWT- LOWER LEFT LEG																		
8/17	@GSV	OUT/NWT- LOWER LEFT LEG																		
8/20	IND	OUT- LOWER LEFT LEG																		
8/23	SEA	OUT- LOWER LEFT LEG																		
8/25	PDX	OUT- LOWER LEFT LEG																		
8/30	CON																			
9/17	LAS																			
9/19	PHX																			
9/21	@PHX																			
9/23	@SEA																			

ACQUIRED:
Drafted No. 12 overall by the Dallas Wings in the 2025 WNBA Draft

2025 SEASON WITH DALLAS:
Appeared in 38 regular season games for the Wings, starting in eight... Averaged 7.5 points, 2.9 rebounds, 1.6 assists and 0.6 steals per game during her rookie season... Recorded a career-high 28 points, going a career-best 5/9 from three-point territory on July 3 against Phoenix... Became the fifth rookie in WNBA history to total 25+ points, 5+ assists, 5+ rebounds, and 5+ 3-pointers made in a game and the first rookie in franchise history to reach those markers on July 3 against Phoenix... Logged three 20+ point outings and 12 10+ point scoring games in 2025... Made first career start against Golden State on June 17.

COLLEGE/OTHER:
Competed at Unrivaled during the 2026 season in the Development Pool... one of two NC State players to be drafted in the first round in the same draft in school history… led the Wolfpack in scoring in her final two seasons (2023-24, 2024-25), posted a career-best 17.9 points per game with 4.9 rebounds and 2.6 assists in her senior year (24-25) … two-time All-ACC First Team honoree … tabbed as an All-America Honorable Mention by the Associated Press, Women's Basketball Coaches Association and U.S. Basketball Writers Association (24-25) … 19th member of NC State's 1,500-point club, with 1,589, 477 rebounds, 289 assists and 132 steals …entered the 2024-25 season on the Naismith Player of the Year Watch List … made both the Naismith Player of the Year and Ann Meyers Drysdale Player of the Year Midseason Watch Lists … finished her career scoring 184 points in tournament games, the second most in program history ... finished her career with a 103-27 record (.792) at NC State.

CHRISTYN WILLIAMS

POSITION: Guard
HEIGHT: 5-11
EXPERIENCE: 1 yr
COLLEGE: Connecticut
BIRTH DATE: 5/20/2000

13

	2026 HIGHS	CAREER HIGHS
PTS		9 at MIN (9/1/25)
FGM		2 (2x) last at LAS (9/7/25)
FGA		7 at MIN (9/1/25)
3FGM		1 at MIN (9/1/25)
3FGA		2 at MIN (9/1/25)
FTM		4 at MIN (9/1/25)
FTA		6 at MIN (9/1/25)
OR		2 at MIN (9/1/25)
DR		2 at LAS (9/7/25)
TR		2 (2x) last at LAS (9/7/25)
AST		2 at MIN (9/1/25)
STLS		-
BLKS		-
MIN		18 at MIN (9/1/25)

*game started

DATE	OPP	MIN	PTS	FGM	FGA	FG%	3PM	3PA	3P%	FTM	FTA	FT%	OR	DR	TR	AST	STL	BLK	TOV	PF
8/17	@GSV	OUT- COACH'S DECISION																		
8/20	IND	OUT- COACH'S DECISION																		
8/23	SEA	OUT- COACH'S DECISION																		
8/25	PDX	OUT- COACH'S DECISION																		
8/30	CON																			
9/17	LAS																			
9/19	PHX																			
9/21	@PHX																			
9/23	@SEA																			

ACQUIRED:
Signed a developmental contract with the Dallas Wings on August 14.

2025 SEASON WITH DALLAS:
Signed a hardship contract with the Wings last August, appearing in four games and averaging 4.3 points, 1.0 rebounds and 0.8 assists. Tallied a career-high nine points at Minnesota on September 1.

COLLEGE — Connecticut — CAREER HONORS
2022 Ann Meyers Drysdale National Shooting Guard of the Year...2022 NCAA Tournament Bridgeport All-Region..2022 BIG EAST Tournament Most Outstanding Player..2022 All-BIG EAST First Team...2021 NCAA Tournament River Walk All-Region...2021 BIG EAST All-Tournament Team...2021 All-BIG EAST First Team...2020 American Athletic Conference All-Tournament Team...2020 American Athletic Conference First Team...2019 American Athletic Conference All-Tournament Team...2019 American Athletic Conference Freshman of the Year...2019 American Athletic Conference All-Freshman Team

IN THE UCONN RECORD BOOKS
No. 15 in career points (1,850)

HIGH SCHOOL — Ranked the No. 1 recruit in the Class of 2018 according to ESPN ... 2018 Gatorade National Player of the Year ... 2018 Naismith Player of the Year ... 2018 WBCA High School Player of the Year ... three-time Gatorade Arkansas Player of the Year in 2016, '17, '18 ... 2018 McDonald's All-American

PERSONAL — Daughter of Cheryl and Sherman Williams … has five older siblings: Timothy, Andrew, Shelly, Amanda and Timia … brother, Timothy, played baseball at Crowder College … began playing basketball at 3 years old

MADDY SIEGRIST

POSITION: Forward
HEIGHT: 6-2
EXPERIENCE: 3 yrs
COLLEGE: Villanova
BIRTH DATE: 05/22/2000

20

	2026 HIGHS	CAREER HIGHS
PTS	17 vs. MIN (5/14/26)	23 (2x) last at ATL 8/29/25
FGM	7 (2x) last at LAS (6/5/26)	11 at LVA 8/17/25
FGA	11 vs. MIN (5/14/26)	17 at MIN 6/17/24
3FGM	3 vs. NYL (7/26/20)	3 (2x) last vs. NYL (7/20/26)
3FGA	6 at PDX (7/22/26)	6 at PDX (7/22/26)
FTM	6 vs. MIN (6/28/26)	6 vs. MIN (6/28/26)
FTA	7 vs. MIN (6/28/26)	7 vs. MIN (6/28/26)
OR	6 vs. SEA (6/1/26)	7 at PHO 5/25/24
DR	5 (3x) last at PDX (7/22/26)	7 vs MIN 6/8/25
TR	9 vs. SEA (6/1/26)	11 vs MIN 6/8/25
AST	3 vs. TOR (8/12/26)	4 at PHO 5/25/24
STLS	4 at LAS (6/5/26)	4 at LAS (6/5/26)
BLKS	2 vs. TOR (8/12/26)	3 (2x) last at LAS 8/20/25
MIN	26 at PDX (7/22/26)	47:35 vs. PHO 6/9/24

*game started

DATE	OPP	MIN	PTS	FGM	FGA	FG%	3PM	3PA	3P%	FTM	FTA	FT%	OR	DR	TR	AST	STL	BLK	TOV	PF
5/9	@IND	18	7	3	7	42.9	1	3	33.3	0	0	0.0	0	3	3	1	0	0	0	3
5/12	ATL	8	2	1	3	33.3	0	1	0.0	0	0	0.0	0	3	3	0	0	0	0	1
5/14	MIN	16	17	7	11	63.6	0	3	0.0	3	3	100	0	4	4	1	0	1	0	1
5/18	WAS	20	10	4	9	44.4	2	4	50.0	0	0	0.0	0	0	0	2	0	0	0	3
5/20	@CHI	7	0	0	1	0.0	0	1	0.0	0	0	0.0	0	1	1	0	1	0	0	0
5/22	@ATL	17	5	2	8	25.0	1	1	100	0	0	0.0	2	0	2	1	0	1	0	1
5/24	@NYL	6	2	1	1	100	0	0	0.0	0	0	0.0	0	1	1	0	1	1	1	1
5/28*	LVA	17	8	3	7	42.9	2	3	66.7	0	0	0.0	2	5	7	1	0	0	0	2
6/1*	SEA	22	9	3	10	30.0	1	2	50.0	2	2	100	6	3	9	2	1	0	0	1
6/5*	@LAS	24	16	7	10	70.0	2	2	100	0	0	0.0	2	2	4	0	4	1	1	3
6/9*	@MIN	22	4	2	6	33.3	0	1	0.0	0	0	0.0	2	5	7	2	1	1	1	0
6/11*	PHX	14	0	0	3	0.0	0	0	0.0	0	0	0.0	0	2	2	0	0	0	2	0
6/13*	@PDX	14	5	2	4	50.0	1	3	33.3	0	0	0.0	1	1	2	2	0	0	0	1
6/15	LVA	9	5	2	2	100	1	1	100	0	0	0.0	0	1	1	0	0	0	0	2
6/17	@GSV	7	1	0	0	0.0	0	0	0.0	1	2	50.0	0	2	2	0	0	0	0	3
6/20	CHI	12	9	3	6	50.0	2	3	66.7	1	2	50.0	1	2	3	0	0	0	0	3
6/22	@SEA	13	7	3	5	60.0	1	2	50.0	0	0	0.0	0	0	0	1	0	0	0	1
6/25	@LVA	12	2	1	3	33.3	0	2	0.0	0	0	0.0	0	1	1	0	0	1	0	3
6/28	MIN	24	12	3	4	75.0	0	1	0.0	6	7	85.7	3	2	5	2	0	0	1	2
7/2	@CON	13	7	3	6	50.0	1	3	33.3	0	0	0.0	0	3	3	0	2	1	0	3
7/5	@TOR	8	2	0	1	0.0	0	0	0.0	2	2	100	0	0	0	0	0	0	1	0
7/7	@NYL	DNP- COACH'S DECISION																		
7/10	@TOR	3	0	0	1	0.0	0	1	0.0	0	0	0.0	0	0	0	0	0	0	0	0
7/12	CHI	9	5	2	2	100	1	1	100	0	0	0.0	0	0	0	1	0	0	0	1
7/19	LAS	12	3	1	2	50.0	1	2	50.0	0	0	0.0	0	2	2	0	1	0	0	1
7/20	NYL	11	13	5	7	71.4	3	3	100	0	0	0.0	1	2	3	0	0	0	0	0
7/22	@PDX	26	14	5	10	50.0	2	6	33.3	2	2	100	0	5	5	2	1	0	0	2
7/29	ATL	DNP- COACH'S DECISION																		
7/31	@WAS	9	4	2	6	33.3	0	3	0.0	0	0	0.0	2	0	2	2	0	1	0	1
8/2	CON	17	4	2	4	50.0	0	2	0.0	0	0	0.0	0	2	2	2	0	0	2	2
8/5	@WAS	DNP- COACH'S DECISION																		
8/7	GSV	15	5	1	4	25.0	0	1	0.0	3	4	75.0	3	4	7	0	1	0	0	3
8/9	@MIN	6	5	2	3	66.7	1	1	100	0	0	0.0	0	0	0	0	0	0	0	1
8/12	TOR	13	7	3	6	50.0	1	2	50.0	0	0	0.0	2	2	4	3	1	2	0	3
8/14	@IND	13	5	2	5	40.0	1	2	50.0	0	0	0.0	1	0	1	2	0	1	0	1
8/17	@GSV	16	7	3	5	60.0	1	2	50.0	0	0	0.0	0	3	3	0	0	1	0	3
8/20	IND	16	2	1	5	20.0	0	1	0.0	0	0	0.0	0	2	2	0	0	0	0	1
8/23	SEA	21	9	4	8	50.0	0	2	0.0	1	1	100	1	3	4	3	1	0	0	1
8/25	PDX	20	9	3	7	42.9	1	3	33.3	2	2	100	3	1	4	2	0	2	1	3
8/30	CON																			
9/17	LAS																			
9/19	PHX																			
9/21	@PHX																			
9/23	@SEA																			

ACQUIRED:
Drafted No. 3 overall by the Dallas Wings in the 2023 WNBA Draft.

2025 SEASON WITH DALLAS:
Appeared in 26 regular season games for the Wings, starting in 15... Averaged a career-best 12.7 points, 4.3 rebounds and 0.7 steals and 0.6 blocks per game. Also dished out 0.8 assists per game.... Missed 18 games from 6/13-8/1 with a right knee injury... Logged a career-high 23 points on two occasions- August 17 against Las Vegas and August 29 against Atlanta... Grabbed a career-high 11 rebounds and recorded her first career double-double with 15 points on June 8 against Minnesota... Tallied a career-high three steals on August 24 against Golden State... Notched a career-high three three-point fields goals on four occasions- August 12 against Indiana, August 20 against Los Angeles, August 29 against Atlanta and September 4 against Golden State... Added 11 points and a game-high eight rebounds in first start of season against Chicago on May 31.

2024 SEASON WITH DALLAS:
Breakout second season in the WNBA … bumped scoring average from 3.7 as a rookie to 9.4 for a 5.7 increase – third highest among all WNBA players between 2023 and 2024 … scoring ranking jumped 44 spots from 89 to 45 - second highest improvement in ranking in the WNBA between 2023 and 2024 … started 13 of 27 games played … missed 13 games in the middle of the season due to a broken finger … set single-game career highs in every statistical category, including points (22 on 5/25 at PHX), rebounds (9 on 5/25 at PHX), assists (4 on 5/25 at PHX) and blocks (3 on 5/15 vs. CHI) … made her first career start on 05/18 against the Chicago Sky, scoring 6 points

2023 SEASON WITH DALLAS:
Siegrist finished with nine points against Minnesota (8/24) ... was efficient in Washington (8/20), scoring 11 points on 5-7 (71.4%) shooting ... recorded double-digit scoring for the third time this season with 10 points on 5-6 (83.3%) shooting versus Chicago (8/4) ... recorded seven points and two rebounds in Seattle (8/2) ... totaled 10 points off the bench versus Washington (7/28)... totaled a career-high 14 points and eight rebounds against Phoenix (6/7)... went 2-2 from three in Chicago (5/28).

INTERNATIONAL – 2024 USA 3×3 Women's AmeriCup Team selection.

ARIKE OGUNBOWALE

POSITION: Guard
HEIGHT: 5-8
EXPERIENCE: 7 yrs
COLLEGE: Notre Dame
BIRTH DATE: 03/02/1997

24

	2026 HIGHS	CAREER HIGHS
PTS	32 vs. IND (8/20/26)	41 vs. SEA (6/17/23)
FGM	12 vs. IND (8/20/26)	14 at CHI (5/29/25)
FGA	24 vs. NYL (7/20/26)	30 at LAS (5/26/24)
3FGM	6 at LAS (6/5/26)	9 vs. IND 9/1/24
3FGA	13 at NYL (5/24/26)	16 (2x) last vs. IND (9/1/24)
FTM	13 vs. TOR (8/12/26)	13 vs. TOR (8/12/26)
FTA	14 vs. TOR (8/12/26)	16 at PHX (8/10/19)
OR	4 vs. SEA (6/1/26)	4 (2x) last vs. SEA (6/1/26)
DR	6 at PDX (6/13/26)	7 (2x) last at PHO (5/25/24)
TR	6 (5x) last at IND (8/14/26)	8 (2x) last vs IND (9/1/24)
AST	7 (2x) last at TOR (7/10/26)	14 vs NYL (7/28/25)
STLS	4 vs. ATL (7/29/26)	6 (2x) last at CON (5/27/25)
BLKS	1 (2x) last vs. WAS (7/31/26)	2 (2x) last vs MIN (6/8/25)
MIN	38 (2x) last vs. NYL (7/20/26)	50:00 vs. PHO (6/9/24)

*game started

DATE	OPP	MIN	PTS	FGM	FGA	FG%	3PM	3PA	3P%	FTM	FTA	FT%	OR	DR	TR	AST	STL	BLK	TOV	PF
5/9*	@IND	29	22	8	15	53.3	3	7	42.9	3	3	100	0	1	1	5	0	0	3	5
5/12*	ATL	36	20	7	15	46.7	0	4	0.0	6	7	85.7	0	4	4	1	1	0	2	2
5/14*	MIN	30	6	2	11	18.2	1	4	25.0	1	1	100	3	1	4	1	0	0	1	3
5/18*	WAS	33	16	4	10	40.0	2	5	40.0	6	6	100	0	0	0	3	3	0	0	0
5/20*	@CHI	32	23	7	16	43.8	4	6	66.7	5	5	100	0	2	2	5	0	0	1	2
5/22*	@ATL	25	2	1	11	9.1	0	5	0.0	0	0	0.0	0	0	0	1	0	1	2	2
5/24*	@NYL	38	19	5	20	25.0	5	13	38.5	4	6	66.7	0	4	4	5	1	0	3	2
5/28*	LVA	18	1	0	4	0.0	0	1	0.0	1	1	100	0	0	0	2	0	0	1	2
6/1*	SEA	18	9	2	13	15.4	0	5	0.0	5	6	83.3	4	1	5	0	1	0	1	0
6/5*	@LAS	34	30	10	21	47.6	6	11	54.5	4	5	80.0	3	3	6	6	0	0	3	3
6/9*	@MIN	28	16	4	8	50.0	2	4	50.0	6	6	100	1	2	3	6	3	0	0	3
6/11*	PHX	29	2	1	9	11.1	0	3	0.0	0	0	0.0	1	5	6	1	2	0	4	2
6/13*	@PDX	35	22	7	16	43.8	2	7	28.6	6	8	75.0	0	6	6	2	0	0	2	2
6/15*	LVA	30	22	6	16	37.5	5	11	45.5	5	6	83.3	1	3	4	7	2	0	0	2
6/17*	@GSV	28	21	7	11	63.6	3	3	100	4	4	100	0	2	2	3	1	0	0	2
6/20*	CHI	32	12	4	11	36.4	3	5	60.0	1	2	50.0	1	2	3	1	1	0	1	2
6/22*	@SEA	20	4	1	5	20.0	0	3	0.0	2	2	100	0	2	2	4	0	0	1	1
6/25*	@LVA	29	4	1	10	10.0	0	5	0.0	2	2	100	0	1	1	2	0	0	1	4
6/28*	MIN	26	5	1	9	11.1	1	3	33.3	2	2	100	1	3	4	0	1	0	2	1
7/2*	@CON	26	9	3	10	30.0	3	9	33.3	0	0	0.0	0	2	2	1	1	0	1	3
7/5*	@TOR	27	10	4	13	30.8	1	7	14.3	1	1	100	3	3	6	2	0	0	0	2
7/7*	@NYL	32	8	3	8	37.5	0	4	0.0	2	2	100	1	0	1	1	1	0	1	4
7/10*	@TOR	30	20	6	11	54.5	1	3	33.3	7	7	100	1	2	3	7	0	0	0	2
7/12*	CHI	30	17	6	14	42.9	2	6	33.3	3	4	75.0	1	2	3	1	1	0	1	0
7/19*	LAS	31	20	7	13	53.8	1	4	25.0	5	6	83.3	1	1	2	1	2	0	2	3
7/20*	NYL	38	29	9	24	37.5	3	5	60.0	8	8	100	1	4	5	6	1	0	1	4
7/22*	@PDX	35	24	8	12	66.7	3	5	60.0	5	6	83.3	1	2	3	6	0	0	2	3
7/29*	ATL	38	24	9	16	56.3	1	1	100	5	5	100	2	4	6	5	4	0	3	5
7/31*	@WAS	31	20	7	13	53.8	3	8	37.5	3	4	75.0	0	2	2	2	2	1	3	1
8/2*	CON	23	15	7	9	77.8	1	3	33.3	0	0	0.0	0	5	5	5	1	0	1	0
8/5*	@WAS	33	15	4	10	40.0	2	4	50.0	5	6	83.3	1	2	3	5	0	0	2	4
8/7*	GSV	27	5	2	10	20.0	1	6	16.7	0	0	0.0	2	2	4	1	2	0	3	2
8/9*	@MIN	28	5	2	4	50.0	1	2	50.0	0	0	0.0	0	0	0	4	1	0	4	1
8/12*	TOR	35	21	4	12	33.3	0	5	0.0	13	14	92.9	0	2	2	5	1	0	5	3
8/14*	@IND	30	20	7	16	43.8	0	5	0.0	6	7	85.7	3	3	6	1	0	0	2	4
8/17*	@GSV	37	17	5	13	38.5	1	7	14.3	6	6	100	0	4	4	3	2	0	1	3
8/20*	IND	35	32	12	22	54.5	2	6	33.3	6	7	85.7	1	1	2	3	1	0	3	4
8/23*	SEA	22	7	2	7	28.6	2	5	40.0	1	2	50.0	0	2	2	6	1	0	0	0
8/25*	PDX	33	17	7	14	50.0	3	7	42.9	0	0	0.0	0	2	2	4	2	0	1	3
8/30	CON																			
9/17	LAS																			
9/19	PHX																			
9/21	@PHX																			
9/23	@SEA																			

ACQUIRED:
Originally drafted No. 5 overall by the Wings in the 2019 WNBA Draft. Re-signed with the team as a free agent on April 12.

CAREER HONORS:
4x WNBA All-Star... 2x WNBA All-Star Game MVP... All-WNBA First-Team (2020)... ALL-WNBA Second-Team (2021, 2024)... WNBA All-Rookie Team (2019)... WNBA Scoring Champion (2021)... WNBA steals leader (2024)

2025 SEASON WITH DALLAS:
Averaged 15.5 points, 2.5 rebounds, 4.1 assists and 1.3 steals over 29 regular season games in 2025... Missed three games from 7/3-7/9 with a left thumb injury and 8/12 through the end of the season with a right knee injury... Matched the franchise record for assists in a game with 14 against NYL on 7/28, also tallying 15 points and 10 assists in the first half alone, becoming just the third player in league history to record a points-assists double-double in a single half, first to do so in franchise history, and marking the fifth points-assists double-double of her career and became the first player to ever record a game with 20+ points, 14+ assists and no more than one turnover.... Surpassed D. Nolan for first in franchise history for career FGM on 7/22... Tied the highest single-game point total in the WNBA this season with 37 points against Chicago (5/29).Knocked down a season-best six 3-pointers, tying her with ... Kelsey Plum for No. 18 on the WNBA's all-time career 3-pointers made list (512) and marked the 23rd 30+ pt game of her career, tying Tina Charles for No. 8 all-time on 5/29 against Chicago... Surpassed A'ja Wilson for the second-most points through 200 career games, tallying 4,083 points, sitting only behind Breanna Stewart (4,121 points in 200 games) against the Sun (5/27).... Tied Diana Taurasi as the fastest player in league history to reach 500 career 3-point field goals made … hit the milestone in 198 games, coming against Minnesota on 5/21 … also the first player in franchise history to reach the 500 made-3s milestone.

LI YUERU

POSITION: Center
HEIGHT: 6-7
EXPERIENCE: 3 years
COUNTRY: China
BIRTH DATE: 03/28/1999

28

	2026 HIGHS	CAREER HIGHS
PTS	10 (2x) last vs. CHI (7/12/26)	20 at IND 8/12/25
FGM	4 (2x) last vs. CHI (7/12/26)	8 at IND 7/13/25
FGA	6 (2x) last vs. CHI (7/12/26)	14 at IND 8/12/25
3FGM	2 at SEA (6/22/26)	4 at CHI 7/9/25
3FGA	4 at SEA (6/22/26)	7 at CHI 7/9/25
FTM	4 at CHI (5/20/26)	10 vs PHX 7/3/25
FTA	6 at CHI (5/20/26)	12 vs PHX 7/3/25
OR	4 at CHI (5/20/26)	8 vs PHX 9/17/24
DR	8 vs. CHI (7/12/26)	9 vs ATL 6/24/25
TR	10 vs. CHI (7/12/26)	15 vs ATL 6/24/25
AST	3 at CHI (5/20/26)	4 vs PHX 5/17/25
STLS	2 vs. CON (8/2/26)	2 (3x) last vs CON (8/2/26)
BLKS	2 vs. ATL (7/29/26)	2 (3x) last vs ATL 7/29/26
MIN	27 at MIN (8/9/26)	34:04 vs ATL 6/24/25

*game started

DATE	OPP	MIN	PTS	FGM	FGA	FG%	3PM	3PA	3P%	FTM	FTA	FT%	OR	DR	TR	AST	STL	BLK	TOV	PF
5/9	@IND	4	3	0	1	0.0	0	0	0.0	3	4	75.0	0	1	1	0	0	0	0	0
5/12	ATL	DNP- COACH'S DECISION																		
5/14	MIN	DNP- COACH'S DECISION																		
5/18	WAS	5	1	0	3	0.0	0	1	0.0	1	2	50.0	3	0	3	0	0	0	0	0
5/20	@CHI	20	7	1	4	25.0	1	3	33.3	4	6	66.7	4	5	9	3	1	0	1	3
5/22	@ATL	5	0	0	0	0.0	0	0	0.0	0	0	0.0	0	0	0	0	0	0	0	0
5/24	@NYL	3	0	0	1	0.0	0	1	0.0	0	0	0.0	0	1	1	0	0	0	0	0
5/28	LVA	DNP- COACH'S DECISION																		
6/1	SEA	9	2	1	2	50.0	0	1	0.0	0	0	0.0	1	1	2	0	0	0	0	1
6/5	@LAS	OUT- LEFT ANKLE																		
6/9	@MIN	6	2	0	1	0.0	0	1	0.0	2	2	100	0	2	2	0	0	0	1	3
6/11	PHX	2	3	1	2	50.0	0	0	0.0	1	1	100	0	1	1	0	0	0	1	0
6/13	@PDX	DNP- COACH'S DECISION																		
6/15	LVA	4	0	0	3	0.0	0	2	0.0	0	0	0.0	1	3	4	1	0	0	0	0
6/17	@GSV	DNP- COACH'S DECISION																		
6/20	CHI	15	5	1	2	50.0	0	1	0.0	3	4	75.0	2	4	6	1	0	0	1	4
6/22	@SEA	18	10	4	6	66.7	2	4	50.0	0	0	0.0	3	0	3	2	0	0	0	2
6/25	@LVA	7	5	2	4	50.0	0	2	0.0	1	1	100	0	1	1	1	0	0	0	1
6/28	MIN	5	0	0	2	0.0	0	1	0.0	0	0	0.0	1	3	4	0	0	0	1	1
7/2	@CON	10	5	1	1	100	1	1	100	2	2	100	0	2	2	0	0	0	0	0
7/5	@TOR	4	0	0	0	0.0	0	0	0.0	0	0	0.0	0	0	0	0	0	0	2	2
7/7	@NYL	DNP- COACH'S DECISION																		
7/10	@TOR	DNP- COACH'S DECISION																		
7/12	CHI	23	10	4	6	66.7	1	3	33.3	1	1	100	2	8	10	0	1	1	0	1
7/19	LAS	13	4	1	1	100	0	0	0.0	2	3	66.7	1	3	4	0	0	2	1	2
7/20	NYL	16	7	3	4	75.0	1	2	50.0	0	2	0.0	0	0	0	1	0	0	1	5
7/22	@PDX	5	4	1	2	50.0	0	0	0.0	2	3	66.7	0	2	2	0	0	0	0	0
7/29	ATL	24	1	0	3	0.0	0	3	0.0	1	2	50.0	0	2	2	1	0	2	3	4
7/31	@WAS	15	0	0	2	0.0	0	1	0.0	0	0	0.0	0	3	3	2	0	0	0	4
8/2	CON	9	6	2	4	50.0	1	2	50.0	1	2	50.0	1	0	1	0	2	0	1	0
8/5	@WAS	7	0	0	3	0.0	0	1	0.0	0	0	0.0	0	0	0	0	0	0	0	2
8/7	GSV	8	7	2	3	66.7	0	0	0.0	3	3	100	2	1	3	0	0	0	1	2
8/9	@MIN	27	4	1	3	33.3	0	1	0.0	2	2	100	2	4	6	0	0	0	0	0
8/12	TOR	DNP- COACH'S DECISION																		
8/14	@IND	4	0	0	2	0.0	0	0	0.0	0	0	0.0	0	0	0	0	0	0	0	0
8/17	@GSV	DNP- COACH'S DECISION																		
8/20	IND	DNP- COACH'S DECISION																		
8/23	SEA	12	6	1	3	33.3	1	2	50.0	3	4	75.0	2	2	4	0	0	1	2	3
8/25	PDX	2	2	1	1	100	0	0	0.0	0	0	0.0	0	0	0	0	0	0	0	0
8/30	CON																			
9/17	LAS																			
9/19	PHX																			
9/21	@PHX																			
9/23	@SEA																			

ACQUIRED:
Acquired in a trade with the Seattle Storm on June 14, 2025. Signed a reserved qualifying offer with the Wings on April 8.

2025 WITH DALLAS AND SEATTLE:
Announced to miss remainder of the 2025 season due to ACL sprain on Aug. 19 ... posted career best of 20 points against IND on 8/12 ... scored in double figures in three consecutive games for the first time in her career (7/16, 7/13, 7/9) ... posted her third career double-double, with a season-high 12 points and 11 rebounds against PHX (7/3) ... earned a career-high in minutes against ATL (6/24) and tallied her second career double-double with 10 points and a career-best 15 boards .... acquired from the Seattle Storm in exchange for a 2026 Second Round pick and 2027 Third Round pick … shot 50-percent from three and nearly 92-percent from the free-throw line in nine games with Seattle … traded from the Los Angeles Sparks to Seattle this past February.

2025 WITH LOS ANGELES:
Traded from Chicago to Los Angeles prior to the season ... appeared in 38 games and averaged 5.1 points and 3.7 rebounds … Her 89.8-percent free-throw percentage ranked third in the WNBA.

2023 - Missed season due to injury.

2022 WITH CHICAGO:
Made her debut in the 2022 season with the Chicago Sky following a pair of trades … averaged 1.8 points and 1.5 rebounds over 16 games with the Sky.

2019 - Selected 35th overall by the Atlanta Dream in the 2019 WNBA Draft

International - Professional career began in China, playing for the Guangdong Dolphins of the Women's Chinese Basketball League in 2015 … has represented China since 2017… earned two gold medals (Asian Games), two silver medals (FIBA Asia Cup, World Cup) and a bronze medal (FIBA Asia Cup) on the international stage … most recently led China with team highs of 17.7 points and 11.0 rebounds per game at the 2024 Paris Olympics … recorded the most points by a woman in Chinese Olympic basketball history since 1998 with 31 points against Spain on July 28, 2024.

HALEY JONES

POSITION: Forward-Guard
HEIGHT: 6-1
EXPERIENCE: 3 years
COUNTRY: Stanford
BIRTH DATE: 05/23/2001

30

	2026 HIGHS	CAREER HIGHS
PTS	10 vs. NYL (5/14/25)	23 vs. LVA (8/22/23)
FGM	3 (2x) last vs. NYL (5/14/25)	8 vs. LVA (8/22/23)
FGA	6 vs. NYL (5/14/25)	13 vs. LVA (8/22/23)
3FGM	-	2 (5x) last vs. GSV (8/24/25)
3FGA	1 (3x) last at IND (5/20/26)	4 vs. NYL (6/13/23)
FTM	4 vs. NYL (5/14/25)	6 (2x) last vs. IND (6/21/24)
FTA	6 vs. NYL (5/14/25)	7 (2x) last vs. WAS (8/10/25)
OR	1 (2x) last vs. IND (5/20/26)	3 vs. CON (8/27/25)
DR	5 vs. NYL (5/12/25)	10 vs. SEA (8/22/25)
TR	5 vs. NYL (5/14/25)	10 vs. SEA (8/22/25)
AST	2 vs. NYL (5/14/25)	9 vs. CON (6/15/23)
STLS	1 (2x) last vs. CON (5/18/26)	3 (3x) last vs. GSV (9/4/25)
BLKS	-	3 (2x) last vs. GSV (9/4/25)
MIN	15 vs. NYL (5/14/25)	38 vs. NYL (6/13/23)

*game started

DATE	OPP	MIN	PTS	FGM	FGA	FG%	3PM	3PA	3P%	FTM	FTA	FT%	OR	DR	TR	AST	STL	BLK	TOV	PF
WITH PORTLAND FIRE																				
5/9	CHI	7	4	2	3	66.7	0	0	0.0	0	0	0.0	0	0	0	0	0	0	0	2
5/12	NYL	11	6	3	4	75.0	0	1	0.0	0	0	0.0	0	5	5	1	0	0	1	2
5/14	NYL	15	10	3	6	50.0	0	1	0.0	4	6	66.7	1	2	3	2	1	0	2	2
5/18	CON	12	0	0	0	0.0	0	0	0.0	0	0	0.0	0	0	0	1	1	0	3	1
5/20	@IND	13	6	2	4	50.0	0	1	0.0	2	2	100	1	2	3	1	0	0	0	2
WITH DALLAS WINGS																				
6/22	@SEA	OUT- COACH'S DECISION																		
6/25	@LVA	OUT- COACH'S DECISION																		
6/28	MIN	DNP- COACH'S DECISION																		
7/2	@CON	OUT- COACH'S DECISION																		
7/5	@TOR	OUT- COACH'S DECISION																		
7/7	@NYL	DNP- COACH'S DECISION																		
7/10	@TOR	OUT- COACH'S DECISION																		
7/12	CHI	OUT- COACH'S DECISION																		
7/19	LAS	OUT- COACH'S DECISION																		
7/20	NYL	DNP- COACH'S DECISION																		
7/22	@PDX	OUT- COACH'S DECISION																		
7/29	ATL	OUT- COACH'S DECISION																		
7/31	@WAS	OUT- COACH'S DECISION																		
8/2	CON	OUT- COACH'S DECISION																		
8/5	@WAS	DNP- COACH'S DECISION																		
8/7	GSV	OUT- COACH'S DECISION																		
8/9	@MIN	2	0	0	0	0.0	0	0	0.0	0	0	0.0	0	0	0	0	0	0	0	0
8/12	TOR	OUT- COACH'S DECISION																		
8/14	@IND	1	2	1	1	100	0	0	0.0	0	0	0.0	0	1	1	0	0	0	0	0
8/17	@GSV	DNP- COACH'S DECISION																		
8/20	IND	OUT- COACH'S DECISION																		
8/23	SEA	OUT- COACH'S DECISION																		
8/25	PDX	OUT- COACH'S DECISION																		
8/30	CON																			
9/17	LAS																			
9/19	PHX																			
9/21	@PHX																			
9/23	@SEA																			

ACQUIRED:
Signed a development contract with the Wings on June 21.

2026 WITH PORTLAND:
Selected in the expansion draft by Portland Fire in April 2026. Appeared in five games for the Fire, averaging 5.2 points, 2.2 rebounds and 1.0 assists. She was waived by Portland alongside current Wings guard Sug Sutton on May 21.

2025 WITH PHOENIX AND DALLAS:
Appeared in four contests for the Mercury on a hardship contract from June 1-June 7. Averaged 2.2 points, 2.0 rebounds and 1.0 assist per game. Joined the Wings on a hardship contract in June 2025, prior to signing a rest-of-season contract with the team on July 9. She appeared in 24 games for Dallas, starting in 16, and averaged career bests of 8.1 points, 3.8 rebounds, 2.5 assists and 0.8 steals per contest.

2024 WITH ATLANTA:
Appeard in 40 regular season contests for the Dream, starting in 24. Averaged 3.8 points, 2.2 rebounds and 2.1 assists per game.

2023 WITH ATLANTA:
Selected sixth overall by the Dream in the 2023 WNBA Draft out of Stanford. Averaged 3.7 points, 2.4 rebounds, 2.3 assist and 0.4 steals per game during her rookie season.

JESSICA SHEPARD

POSITION: Forward
HEIGHT: 6-4
EXPERIENCE: 5 years
COLLEGE: Notre Dame
BIRTH DATE: 09/11/1996

32

	2026 HIGHS	CAREER HIGHS
PTS	26 vs. IND (8/20/26)	26 vs. IND (8/20/26)
FGM	11 (3x) last vs. IND (8/20/26)	11 (3x) last vs. IND (8/20/26)
FGA	16 (2x) last vs. IND (8/20/26)	16 (2x) last vs. IND (8/20/26)
3FGM	1 vs. IND (8/20/26)	2 vs. WAS (5/8/22)
3FGA	1 (8x) last vs. IND (8/20/26)	4 (2x) last vs. WAS (5/8/22)
FTM	7 (2x) last vs. CHI (6/20/26)	9 at CHI (8/8/23)
FTA	10 vs. LVA (6/15/26)	12 vs. NYL (8/16/25)
OR	6 (4x) last at PDX (7/22/26)	7 at NYL (8/19/25)
DR	16 vs. LVA (5/28/26)	16 vs. LVA (5/28/26)
TR	20 vs. LVA (5/28/26)	20 vs. LVA (5/28/26)
AST	12 at CHI (5/20/26)	12 at CHI (5/20/26)
STLS	2 (5x) last vs. PDX (8/25/26)	3 vs. NYL (8/4/23)
BLKS	2 at WAS (7/31/26)	2 (2x) last at WAS (7/31/26)
MIN	40 (2x) last vs. ATL (7/29/26)	40:00 (4x) last vs. ATL (7/29/26)

*game started

DATE	OPP	MIN	PTS	FGM	FGA	FG%	3PM	3PA	3P%	FTM	FTA	FT%	OR	DR	TR	AST	STL	BLK	TOV	PF
5/9*	@IND	32	13	5	8	62.5	0	0	0.0	3	5	60.0	1	8	9	9	2	0	2	5
5/12*	ATL	31	12	6	11	54.5	0	0	0.0	0	0	0.0	3	5	8	3	0	0	2	2
5/14*	MIN	31	7	3	8	37.5	0	1	0.0	1	2	50.0	2	4	6	4	1	0	0	3
5/18*	WAS	27	12	4	7	57.1	0	0	0.0	4	5	80.0	4	12	16	6	0	0	0	1
5/20*	@CHI	31	18	6	7	85.7	0	1	0.0	6	9	66.7	1	9	10	12	0	0	1	3
5/22*	@ATL	31	10	5	11	45.5	0	1	0.0	0	0	0.0	6	5	11	2	0	0	3	3
5/24*	@NYL	33	10	5	9	55.6	0	1	0.0	0	1	0.0	2	9	11	6	0	0	1	3
5/28*	LVA	38	22	8	13	61.5	0	1	0.0	6	6	100	4	16	20	10	0	0	2	3
6/1*	SEA	23	9	4	9	44.4	0	0	0.0	1	2	50.0	2	6	8	1	1	0	0	0
6/5*	@LAS	38	22	9	13	69.2	0	0	0.0	4	6	66.7	6	9	15	5	2	0	4	0
6/9*	@MIN	29	12	6	10	60.0	0	1	0.0	0	0	0.0	3	6	9	4	0	0	1	4
6/11*	PHX	32	17	7	8	87.5	0	0	0.0	3	4	75.0	3	7	10	7	2	0	0	0
6/13*	@PDX	35	13	5	10	50.0	0	0	0.0	3	5	60.0	4	10	14	2	1	0	3	1
6/15*	LVA	31	15	4	6	66.7	0	0	0.0	7	10	70.0	2	13	15	9	2	0	3	1
6/17*	@GSV	33	14	7	13	53.8	0	0	0.0	0	0	0.0	2	8	10	4	0	0	0	3
6/20*	CHI	34	21	7	14	50.0	0	1	0.0	7	8	87.5	2	6	8	3	1	0	4	1
6/22*	@SEA	36	14	7	13	53.8	0	0	0.0	0	0	0.0	4	5	9	8	1	0	1	2
6/25*	@LVA	35	22	8	11	72.7	0	0	0.0	6	8	75.0	2	12	14	4	1	0	2	3
6/28*	MIN	35	8	4	6	66.7	0	0	0.0	0	0	0.0	5	11	16	3	0	0	3	4
7/2*	@CON	30	14	6	10	60.0	0	0	0.0	2	4	50.0	1	5	6	1	1	0	2	3
7/5*	@TOR	32	14	5	11	45.5	0	1	0.0	4	4	100	6	9	15	3	1	0	3	3
7/7*	@NYL	37	22	11	16	68.8	0	0	0.0	0	0	0.0	3	9	12	11	0	0	4	3
7/10*	@TOR	40	20	7	9	77.8	0	0	0.0	6	8	75.0	6	11	17	3	1	0	4	2
7/12*	CHI	34	19	9	13	69.2	0	0	0.0	1	2	50.0	4	6	10	5	0	0	1	1
7/19*	LAS	38	11	4	9	44.4	0	0	0.0	3	4	75.0	2	12	14	6	1	0	4	1
7/20*	NYL	38	13	4	7	57.1	0	0	0.0	5	6	83.3	4	12	16	6	0	0	2	4
7/22*	@PDX	35	18	7	11	63.6	0	0	0.0	4	4	100	6	9	15	10	1	0	3	3
7/29*	ATL	40	16	8	18	44.4	0	0	0.0	0	2	0.0	4	10	14	5	1	0	2	2
7/31*	@WAS	33	8	3	8	37.5	0	1	0.0	2	2	100	0	6	6	8	1	2	0	4
8/2*	CON	23	15	7	12	58.3	0	0	0.0	1	1	100	2	7	9	2	1	0	2	1
8/5*	@WAS	37	22	11	13	84.6	0	0	0.0	0	1	0.0	3	8	11	7	1	0	1	2
8/7*	GSV	26	6	2	7	28.6	0	1	0.0	2	4	50.0	2	9	11	1	0	0	1	0
8/9*	@MIN	5	0	0	0	0.0	0	0	0.0	0	0	0.0	0	0	0	1	0	0	0	1
8/12	TOR	OUT- RIGHT ANKLE																		
8/14	@IND	OUT- RIGHT ANKLE																		
8/17*	@GSV	26	4	1	4	25.0	0	0	0.0	2	4	50.0	0	7	7	2	1	0	1	1
8/20*	IND	35	26	11	16	68.8	1	1	100	3	8	37.5	2	6	8	1	1	1	2	2
8/23*	SEA	27	11	5	11	45.5	0	0	0.0	1	1	100	1	10	11	4	0	0	1	1
8/25*	PDX	34	21	10	15	66.7	0	0	0.0	1	3	33.3	2	7	9	6	2	0	3	0
8/30	CON																			
9/17	LAS																			
9/19	PHX																			
9/21	@PHX																			
9/23	@SEA																			

ACQUIRED:
Signed with the WIngs as a free-agent on April 12 to a multi-year agreement.

2025 WITH MINNESOTA:
Appeared in 40 regular season games for the Lynx, starting in 12... averaged 8.0 points, 7.3 rebounds, 2.6 assists and 0.5 steals per game... finished in double-digits on 13 occasions... recorded the fastest triple-double in WNBA history (21:57), finishing with 22 points, 11 rebounds and a career-high 10 assists on August 22 at Indiana... also became just the third played in league history to post 20+ points, 10+ rebounds, 10+ assists and zero turnovers in a game....

2023 WITH MINNESOTA:
Appeared in 21 regular season games for the Lynx, starting in 17.... averaged 8.1 points, 7.1 rebounds, 3.2 assists and 0.6 steals per game... notched a season-high 17 points on August 8 vs. Chicago...grabbed a season-high 15 rebounds on May 28 vs. Las Vegas... finished in double-digits on seven occasions... grabbed 10+ rebounds on six occasions...

OVERSEAS CAREER:.
Played in Italy with Schio during 2025-26 WNBA offseason... over 20 games in Italy Serie A1, she averaged 16.8 points, 9.0 rebounds, 2.0 assists and 1.1 steals while shooting 67% from three... in 15 EuroLeague games, she finished second overall in scoring at 17.0 points per game and first among all played in rebounding (9.5), double-doubles (6) and efficiency... when playing in Greece in 2024-25, she had a clean sweep of All-Greek A1 Player of the Year, Defensive Player of the Year, First Team and All-Defensive Team

COLLEGE CAREER:
Played two seasons at the University of Nebraska (2015-2017) before transferring to Notre Dame (2017-2019)... Played alongside WIngs teammate Arike Ogunbowale for two seasons at Notre Dame... 2018 NCAA National Champion... Third-team All-American- AP (2019)... 2x First-team All-ACC (2018, 2019)... First-team All-Big Ten (2016)... Second-team All-Big Ten (2017)... Big Ten Freshman of the Year (2016)... Big Ten All-Freshman Team (2016)

KITIJA LAKSA

POSITION: Guard
HEIGHT: 6-1
EXPERIENCE: 1 year
COLLEGE: South Florida
BIRTH DATE: 05/21/1996

33



	2026 HIGHS	CAREER HIGHS
PTS		18 vs. CHI (5/27/25)
FGM		6 (2x) last vs. NYL (6/27/25)
FGA		11 at NYL (6/19/25)
3FGM		4 vs. DAL (6/11/25)
3FGA		8 vs. LAS (5/21/25)
FTM		7 at LAS (6/1/25)
FTA		7 at LAS (6/1/25)
OR		3 at SEA (5/23/25)
DR		3 vs. LAS (5/21/25)
TR		4 (2x) last vs. GSV (6/5/25)
AST		4 vs. LAS (5/21/25)
STLS		2 vs. LAS (5/21/25)
BLKS		1 (6x) last vs. GSV (8/22/25)
MIN		30 vs. SEA (6/7/25)

*game started

DATE	OPP	MIN	PTS	FGM	FGA	FG%	3PM	3PA	3P%	FTM	FTA	FT%	OR	DR	TR	AST	STL	BLK	TOV	PF
WITH DALLAS WINGS																				
8/30	CON																			
9/17	LAS																			
9/19	PHX																			
9/21	@PHX																			
9/23	@SEA																			

ACQUIRED:
Signed a rest of season contract with the Wings on August 25, 2026. Was selected by the Toronto Tempo in April's expansion draft before being waived by the Tempo prior to the start of the regular season. She was the No. 11 overall pick in the 2020 WNBA Draft by the Seattle Storm, but did not play in the WNBA until 2025, electing to remain in Europe where she competed in Latvia and Italy.

2025 WITH PHOENIX:
Averaged 5.9 points and 1.2 rebounds over 33 games for the Mercury during the 2025 regular season.

OVERSEAS CAREER:.
A member of the Latvian National Team since 2013, Laksa helped lead Turkish club Fenerbahçe to EuroLeague and Turkish Cup titles in 2024. Since then, she has played for Beretta Famila Schio in Italy, helping win the Italian League Championship in 2025. She was an All-Europe First Team honoree in 2025, while also garnering All-Europe Shooting Guard of the Year accolades in the same year. Over 22 games with Schio in 2025, Laksa averaged 11.9 points per game off .531 shooting, including .392 from three.

COLLEGE CAREER:
Attended the University of South Florida (2015-19) where she played for current Dallas Wings Head Coach Jose Fernandez. While at USF, Laksa finished sixth on the Bulls' all-time scoring list (1,764 points), third in career points per game (17.8), first in free throw percentage (89.6%) and second in three-point percentage (39.1%).

AWAK KUIER

POSITION: Forward
HEIGHT: 6-6
EXPERIENCE: 3 yrs
FROM: Finland
BIRTH DATE: 8/19/2001

34

	2026 HIGHS	CAREER HIGHS
PTS	16 at ATL (5/22/26)	16 at ATL (5/22/26)
FGM	6 (2x) last vs. TOR (8/12/26)	6 (3x) last vs. TOR (8/12/26)
FGA	9 (2x) last vs. TOR (8/12/26)	10 at WAS (8/26/21)
3FGM	3 at NYL (7/7/26)	3 at NYL (7/7/26)
3FGA	6 vs. IND (8/20/26)	6 vs. IND (8/20/26)
FTM	4 (2x) last vs. LVA (5/28/26)	6 vs. MIN (8/24/23)
FTA	5 at ATL (5/22/26)	8 at MIN (6/28/22)
OR	4 (2x) last at NYL (7/7/26)	4 (3x) last at NYL (7/7/26)
DR	9 vs. PDX (8/25/26)	9 vs. PDX (8/25/26)
TR	12 (2x) last vs. PDX (8/25/26)	12 (2x) last vs. PDX (8/25/26)
AST	7 at NYL (7/7/26)	7 at NYL (7/7/26)
STLS	3 vs. WAS (5/18/26)	3 (2x) last vs. WAS (5/18/26)
BLKS	7 vs. IND (8/20/26)	7 vs. IND (8/20/26)
MIN	36 vs. IND (8/20/26)	36 vs. IND (8/20/26)

*game started

DATE	OPP	MIN	PTS	FGM	FGA	FG%	3PM	3PA	3P%	FTM	FTA	FT%	OR	DR	TR	AST	STL	BLK	TOV	PF
5/9	@IND	2	0	0	0	0.0	0	0	0.0	0	0	0.0	0	1	1	1	1	0	0	0
5/12	ATL	15	6	2	4	50.0	1	2	50.0	1	2	50.0	1	3	4	1	0	1	0	0
5/14	MIN	6	0	0	0	0.0	0	0	0.0	0	0	0.0	1	0	1	0	0	0	1	1
5/18	WAS	20	9	4	6	66.7	0	2	0.0	1	1	100	1	2	3	4	3	1	0	1
5/20	@CHI	5	0	0	2	0.0	0	1	0.0	0	0	0.0	0	1	1	0	0	0	0	1
5/22	@ATL	17	16	6	6	100	2	2	100	2	5	40.0	0	4	4	0	1	1	3	0
5/24	@NYL	24	10	2	3	66.7	2	3	66.7	4	4	100	1	5	6	1	0	2	1	0
5/28	LVA	21	12	3	5	60.0	2	3	66.7	4	4	100	0	4	4	0	0	2	1	1
6/1	SEA	OUT- RIGHT WRIST																		
6/5	@LAS	OUT- RIGHT WRIST																		
6/9	@MIN	OUT- RIGHT WRIST																		
6/11	PHX	15	4	2	3	66.7	0	1	0.0	0	0	0.0	0	3	3	1	0	1	2	1
6/13	@PDX	24	3	1	5	20.0	0	1	0.0	1	2	50.0	4	1	5	3	2	2	1	0
6/15*	LVA	27	7	3	9	33.3	1	3	33.3	0	0	0.0	2	2	4	0	2	2	3	3
6/17*	@GSV	24	3	1	3	33.3	0	2	0.0	1	2	50.0	0	2	2	1	1	0	3	1
6/20*	CHI	14	3	1	4	25.0	1	3	33.3	0	0	0.0	0	0	0	0	0	1	1	6
6/22*	@SEA	22	6	3	8	37.5	0	2	0.0	0	0	0.0	0	4	4	0	0	2	2	1
6/25*	@LVA	21	8	4	7	57.1	0	1	0.0	0	0	0.0	1	1	2	1	0	0	1	4
6/28*	MIN	16	2	1	5	20.0	0	2	0.0	0	0	0.0	0	3	3	0	0	1	1	0
7/2*	@CON	14	5	2	5	40.0	0	1	0.0	1	1	100	0	0	0	0	0	0	0	3
7/5*	@TOR	21	10	4	6	66.7	2	2	100	0	0	0.0	1	5	6	0	1	3	0	1
7/7*	@NYL	28	10	3	6	50.0	3	4	75.0	1	1	100	4	8	12	7	0	3	1	4
7/10*	@TOR	11	3	1	3	33.3	1	1	100	0	0	0.0	0	1	1	1	1	1	0	1
7/12*	CHI	8	0	0	1	0.0	0	1	0.0	0	0	0.0	0	2	2	0	0	0	0	0
7/19*	LAS	9	4	2	3	66.7	0	1	0.0	0	0	0.0	0	1	1	0	0	0	1	4
7/20*	NYL	25	10	5	8	62.5	0	1	0.0	0	1	0.0	0	4	4	2	0	4	0	6
7/22*	@PDX	14	4	2	5	40.0	0	2	0.0	0	0	0.0	1	2	3	0	0	1	1	3
7/29*	ATL	16	4	2	6	33.3	0	3	0.0	0	0	0.0	0	2	2	0	1	2	1	2
7/31*	@WAS	5	0	0	1	0.0	0	1	0.0	0	0	0.0	0	1	1	1	0	0	1	1
8/2	CON	9	6	3	4	75.0	0	0	0.0	0	0	0.0	1	1	2	0	0	1	0	2
8/5	@WAS	5	5	1	1	100	0	0	0.0	3	3	100	0	0	0	0	0	1	0	1
8/7	GSV	9	4	1	1	100	1	1	100	1	2	50.0	0	1	1	0	0	2	2	1
8/9	@MIN	19	4	2	6	33.3	0	4	0.0	0	0	0.0	1	6	7	1	0	0	1	0
8/12*	TOR	25	14	6	9	66.7	2	3	66.7	0	0	0.0	2	2	4	1	1	1	0	1
8/14*	@IND	28	8	2	6	33.3	1	4	25.0	3	4	75.0	1	5	6	4	0	3	2	3
8/17	@GSV	20	3	1	3	33.3	0	2	0.0	1	1	100	2	5	7	0	1	3	0	2
8/20*	IND	36	11	4	8	50.0	2	6	33.3	1	2	50.0	1	7	8	4	1	7	0	1
8/23*	SEA	26	9	3	8	37.5	1	4	25.0	2	2	100	1	6	7	2	1	1	2	3
8/25*	PDX	34	12	4	8	50.0	2	3	66.7	2	4	50.0	3	9	12	0	3	5	3	2
8/30	CON																			
9/17	LAS																			
9/19	PHX																			
9/21	@PHX																			
9/23	@SEA																			

ACQUIRED:
Selected No. 2 overall in the 2021 WNBA Draft by the Dallas Wings... Signed a one-year deal with the WIngs on April 11.

OVERSEAS CAREER HONORS:
All-Turkish League Third Team (2026)..All-Europeans Honorable Mention (2025)... All-Italian League First Team (2025)... All-Italian League All-Defensive Team (2025)... All-Italian League Finals MVP (2024)... All-Italian League Second Team (2024) ... All-Italian A1 Honorable Mention (2023). Italian Serie A1 Champion (2024)

2025-26 SEASON (TURKEY):
During the 2025-26 season in Turkey playing with KBSL runner-up Galatasaray, Kuier averaged 12.9 points, 6.3 rebounds, 1.7 assists, 2.0 blocks and 1.0 steals per game while shooting .593 from the field and .409 from three over 24 games. Over 17 Euroleague contests this year, she posted averages of 12.8 points, 7.8 rebounds, 1.9 assists, 1.6 blocks and 1.0 steals, shooting .654 overall. She led the Euroleague in blocks, finished second in double-doubles (five), was fifth in efficiency and sixth in field goal percentage.

2023 SEASON WITH DALLAS:
Appeared in 37 regular season games, starting in four... Averaged 2.6 points and 2.5 rebounds per game... Tallied a season-high 12 points on two occasions- July 28 vs. Washington and August 24 vs. Minnesota. Grabbed a season-high nine rebounds vs. Phoenix on August 27.

2022 SEASON WITH DALLAS:
Appeared in 33 regular season games... Averaged 2.8 points, 2.5 rebounds, 0.9 assists and 0.4 blocks... Notched a season-high nine points on June 10 against Seattle.... Recorded a season-high nine rebounds on June 15 against Las Vegas.

2021 SEASON WITH DALLAS:
Appeared in 16 regular season games... Averaged 2.4 points and 2.4 rebounds per game.

AZZI FUDD

POSITION: Guard
HEIGHT: 5-11
EXPERIENCE: Rookie
COLLEGE: Connecticut
BIRTH DATE: 11/11/2001

35

	2026 HIGHS	CAREER HIGHS
PTS	26 at SEA (6/22/26)	26 at SEA (6/22/26)
FGM	11 at SEA (6/22/26)	11 at SEA (6/22/26)
FGA	23 vs. MIN (6/28/26)	23 vs. MIN (6/28/26)
3FGM	6 at NYL (5/24/26)	6 at NYL (5/24/26)
3FGA	12 at NYL (5/24/26)	12 at NYL (5/24/26)
FTM	2 (4x) last at SEA (6/22/26)	2 (4x) last at SEA (6/22/26)
FTA	2 (5x) last at SEA (6/22/26)	2 (5x) last at SEA (6/22/26)
OR	3 vs. LAS (7/19/26)	3 vs. LAS (7/19/26)
DR	4 vs. CHI (6/20/26)	4 vs. CHI (6/20/26)
TR	5 vs. CHI (6/20/26)	5 vs. CHI (6/20/26)
AST	5 at CON (7/2/26)	5 at CON (7/2/26)
STLS	5 at GSV (6/17/26)	5 at GSV (6/17/26)
BLKS	4 vs. CHI (6/20/26)	4 vs. CHI (6/20/26)
MIN	43 vs. NYL (7/20/26)	43 vs. NYL (7/20/26)

*game started

DATE	OPP	MIN	PTS	FGM	FGA	FG%	3PM	3PA	3P%	FTM	FTA	FT%	OR	DR	TR	AST	STL	BLK	TOV	PF
5/9	@IND	18	3	1	2	50.0	1	2	50.0	0	0	0.0	1	0	1	0	1	0	0	0
5/12	ATL		OUT- RIGHT KNEE																	
5/14	MIN	20	8	4	7	57.1	0	2	0.0	0	0	0.0	0	1	1	0	1	1	2	4
5/18	WAS	24	12	6	9	66.7	0	1	0.0	0	0	0.0	1	1	2	3	1	0	1	2
5/20	@CHI	28	12	4	6	66.7	2	2	100	2	2	100	0	0	0	1	0	0	1	1
5/22	@ATL	21	7	3	9	33.3	1	4	25.0	0	0	0.0	0	1	1	0	1	3	0	1
5/24	@NYL	32	24	9	15	60.0	6	12	50.0	0	0	0.0	0	2	2	3	3	2	1	3
5/28*	LVA	38	22	9	15	60.0	3	5	60.0	1	2	50.0	1	2	3	2	1	1	0	1
6/1*	SEA	24	9	4	7	57.1	1	4	25.0	0	0	0.0	0	1	1	0	1	1	0	1
6/5*	@LAS	35	11	5	10	50.0	1	4	25.0	0	0	0.0	1	0	1	2	2	0	0	3
6/9*	@MIN	30	6	2	12	16.7	2	6	33.3	0	0	0.0	0	0	0	0	2	0	2	3
6/11*	PHX	34	17	7	13	53.8	1	5	20.0	2	2	100	0	3	3	4	1	3	2	3
6/13*	@PDX	32	18	7	17	41.2	3	8	37.5	1	1	100	1	3	4	3	2	2	1	5
6/15*	LVA	28	19	8	9	88.9	1	2	50.0	2	2	100	0	0	0	1	0	0	1	1
6/17*	@GSV	37	10	4	13	30.8	2	5	40.0	0	2	0.0	0	1	1	1	5	1	1	4
6/20*	CHI	34	13	5	13	38.5	2	6	33.3	1	1	100	1	4	5	2	1	4	2	3
6/22*	@SEA	42	26	11	17	64.7	2	5	40.0	2	2	100	0	3	3	2	4	0	1	0
6/25*	@LVA	32	7	3	9	33.3	1	4	25.0	0	0	0.0	0	1	1	1	2	0	1	2
6/28*	MIN	38	21	8	23	34.8	4	9	44.4	1	1	100	1	0	1	3	4	1	2	3
7/2*	@CON	32	4	2	7	28.6	0	2	0.0	0	0	0.0	2	2	4	5	0	0	5	3
7/5*	@TOR	30	17	6	16	37.5	5	11	45.5	0	1	0.0	1	2	3	2	3	1	0	3
7/7*	@NYL	34	12	6	13	46.2	0	4	0.0	0	0	0.0	0	0	0	3	2	0	0	1
7/10*	@TOR	36	13	5	13	38.5	3	7	42.9	0	0	0.0	1	1	2	2	1	0	0	3
7/12*	CHI	35	16	5	14	35.7	3	8	37.5	3	3	100	0	1	1	3	2	1	0	1
7/19*	LAS	33	11	4	10	40.0	3	5	60.0	0	0	0.0	3	1	4	2	3	0	0	3
7/20*	NYL	43	15	6	13	46.2	3	6	50.0	0	0	0.0	0	1	1	2	0	1	1	3
7/22*	@PDX	33	11	4	10	40.0	3	8	37.5	0	0	0.0	0	0	0	2	2	0	3	3
7/29*	ATL	37	20	9	13	69.2	2	2	100	0	0	0.0	1	2	3	2	2	0	2	1
7/31*	@WAS	33	8	3	11	27.3	2	8	25.0	0	0	0.0	0	1	1	0	0	2	1	1
8/2*	CON	24	12	4	8	50.0	4	5	80.0	0	0	0.0	1	1	2	1	2	1	0	1
8/5*	@WAS	34	9	2	8	25.0	1	4	25.0	4	4	100	0	1	1	3	3	0	3	5
8/7	GSV	OUT- RIGHT KNEE																		
8/9	@MIN	OUT- RIGHT KNEE																		
8/12	TOR	OUT- RIGHT KNEE																		
8/14	@IND	OUT- RIGHT KNEE																		
8/17	@GSV	OUT- RIGHT KNEE																		
8/20	IND	OUT- RIGHT KNEE																		
8/23	SEA	OUT/NWT- RIGHT KNEE																		
8/25	PDX	OUT/NWT- RIGHT KNEE																		
8/30	CON																			
9/17	LAS																			
9/19	PHX																			
9/21	@PHX																			
9/23	@SEA																			

ACQUIRED:
Selected No. 1 overall by the Dallas Wings in the 2026 WNBA Draft.

COLLEGE CAREER:
Played five seasons at the University of Connecticut (2021-2026)... 2025 National Champion... 2026 WBCA All-America... 2026 AP First Team All-America... 2026 USBWA First Team All-America... 2026 Wooden Award All-America... 2026 CSC Academic All-America Team Member of the Year... 2026 BIG EAST Scholar-Athlete of the Year... 2026 NCAA Fort Worth Regional 1 All-Region Team... 2026 CSC Academic All-America First Team... 2026 BIG EAST All-Tournament Team... 2026 All-BIG EAST First Team... 2025 NCAA Final Four Most Outstanding Player... 2025 BIG EAST All-Tournament Team... 2025 All-BIG EAST First Team... 2022 NCAA Tournament Bridgeport All-Region Team... 2022 BIG EAST All-Freshman Team

Player Career Stats (Avg/Totals)

Paige Bueckers Career Stats - Averages

SEASON	TEAM	GP	GS	MIN	PTS	OR	DR	REB	AST	STL	BLK	TO	FGM-FGA	FG%	3PM-3PA	3P%	FTM-FTA	FT%	PF
2025	DAL	36	36	33.3	19.2	0.7	3.3	3.9	5.4	1.6	0.5	2.0	7.2-15.1	47.7	1.1-3.3	33.1	3.8-4.2	88.8	2.3
2026	DAL	37	37	33.2	20.6	0.7	3.4	4.1	5.9	0.8	0.4	2.2	7.8-15.5	50.7	1.8-4.6	39.8	3.1-3.6	87.1	2.6
Overall:		73	73	33.3	19.9	0.7	3.3	4.0	5.7	1.2	0.5	2.1	7.5-15.3	49.2	1.5-4.0	37.0	3.4-3.9	88.0	2.4

Paige Bueckers Career Stats - Totals

SEASON	TEAM	PTS	OR	DR	REB	AST	STL	BLK	TO	FGM-FGA	FG%	3PM-3PA	3P%	FTM-FTA	FT%	PF
2025	DAL	692	25	117	142	194	57	18	72	259-543	47.7	39-118	33.1	135-152	88.8	82
2026	DAL	763	25	127	152	219	31	15	80	290-572	50.7	68-171	39.8	115-132	87.1	95
Overall:		1455	50	244	294	413	88	33	152	549-1115	49.2	107-289	37.0	250-284	88.0	177

Alysha Clark Career Stats - Averages

SEASON	TEAM	GP	GS	MIN	PTS	OR	DR	REB	AST	STL	BLK	TO	FGM-FGA	FG%	3PM-3PA	3P%	FTM-FTA	FT%	PF
2012	SEA	23	0	10.3	3.4	0.6	1.5	2.0	0.3	0.2	0.0	0.8	1.3-2.3	54.7	0.4-0.9	45.0	0.5-0.7	70.6	1.2
2013	SEA	33	0	15.3	4.0	1.0	1.5	2.5	0.4	0.4	0.2	1.1	1.5-3.2	45.3	0.5-1.2	39.0	0.6-0.8	76.0	1.5
2014	SEA	34	22	16.5	4.2	0.8	1.4	2.1	0.6	0.5	0.3	0.7	1.6-3.7	44.8	0.4-1.7	24.6	0.5-0.7	69.6	1.9
2015	SEA	33	31	23.1	6.9	0.4	3.3	3.7	1.2	0.7	0.2	1.1	`2.6-4.8	54.4	0.7-2.1	35.3	0.9-1.2	77.5	2.4
2016	SEA	33	32	27.6	9.0	1.2	2.5	3.7	1.9	0.7	0.1	1.3	3.2-6.6	48.4	1.1-2.8	38.7	1.5-1.8	84.7	2.6
2017	SEA	33	33	28.3	8.2	1.0	3.2	4.2	1.6	0.7	0.1	1.0	3.2-6.1	52.5	0.7-2.0	32.8	1.2-1.5	74.5	2.4
2018	SEA	31	30	26.2	7.4	1.0	2.5	3.5	1.9	1.0	0.1	1.2	2.7-5.6	48.0	0.9-2.4	39.2	1.1-1.3	84.6	2.3
2019	SEA	31	30	28.4	9.6	1.2	3.5	4.7	2.5	1.1	0.5	1.5	3.7-7.6	48.1	1.6-3.4	48.1	0.6-0.7	81.8	1.9
2020	SEA	22	22	28.8	10.0	0.9	3.4	4.2	2.7	1.5	0.5	0.9	3.7-6.7	55.8	1.6-3.0	52.2	0.9-1.1	80.0	1.7
2022	WAS	29	29	26.4	8.0	0.8	3.7	4.5	2.0	1.0	0.3	1.3	3.1-6.8	46.4	1.0-3.4	30.3	0.7-0.8	91.3	1.9
2023	LVA	39	1	22.5	6.7	0.5	2.9	3.4	1.1	0.6	0.2	0.7	2.3-5.3	44.4	1.3-3.4	38.6	0.7-0.8	81.8	2.2
2024	LVA	40	18	24.3	6.0	0.5	3.1	3.6	1.8	0.8	0.3	1.4	2.1-4.8	44.3	1.2-3.2	37.3	0.6-0.7	82.1	2.7
2025	2TM	42	15	19.7	3.9	0.4	2.4	2.8	1.2	0.6	0.1	0.5	1.4-3.8	37.1	0.6-2.3	27.1	0.5-0.6	73.1	1.9
2026	DAL	26	1	11.2	2.2	0.3	1.2	1.5	0.7	0.2	0.2	0.6	0.7-1.8	36.2	0.4-1.2	32.3	0.5-0.7	73.7	1.9
Overall:		449	264	22.2	6.3	0.7	2.6	3.3	1.4	0.7	0.2	1.0	2.3-4.9	47.5	0.9-2.4	37.1	0.8-1.0	79.3	2.1

Alysha Clark Career Stats - Totals

SEASON	TEAM	PTS	OR	DR	REB	AST	STL	BLK	TO	FGM-FGA	FG%	3PM-3PA	3P%	FTM-FTA	FT%	PF
2012	SEA	79	13	34	47	7	5	1	19	29-53	54.7	9-20	45.0	12-17	70.6	27
2013	SEA	131	32	50	82	12	14	5	35	48-106	45.3	16-41	39.0	19-25	76.0	50
2014	SEA	142	26	47	73	20	16	10	24	56-125	44.8	14-57	24.6	16-23	69.6	64
2015	SEA	227	13	108	121	39	23	6	36	86-158	54.4	24-68	35.3	31-40	77.5	79
2016	SEA	296	40	81	121	64	24	2	44	105-217	48.4	36-93	38.7	50-59	84.7	87
2017	SEA	272	33	105	138	54	24	4	33	106-202	52.5	22-67	32.8	38-51	74.5	80
2018	SEA	228	31	77	108	58	31	4	36	83-173	48.0	29-74	39.2	33-39	84.6	70
2019	SEA	297	37	108	145	79	33	17	48	114-237	48.1	51-106	48.1	18-22	81.8	60
2020	SEA	219	19	74	93	59	33	11	19	82-147	55.8	35-67	52.2	20-25	80.0	38
2022	WAS	233	23	108	131	59	28	8	38	91-196	46.4	30-99	30.3	21-23	91.3	55
2023	LVA	260	21	112	133	42	24	6	28	91-205	44.4	51-132	38.6	27-33	81.8	85
2024	LVA	240	21	124	145	70	33	11	55	85-192	44.3	47-126	37.3	23-28	82.1	107
2025	2TM	163	16	101	117	51	26	4	22	59-159	37.1	26-96	27.1	19-26	73.1	81
2026	DAL	58	9	31	40	17	5	4	15	17-47	36.2	10-31	32.3	14-19	73.7	49
Overall:		2845	334	1160	1494	631	319	93	452	1052-2217	47.5	400-1077	37.1	341-430	79.3	932

Player Career Stats (Avg/Totals)

Azzi Fudd Career Stats - Averages

SEASON	TEAM	GP	GS	MIN	PTS	OR	DR	REB	AST	STL	BLK	TO	FGM-FGA	FG%	3PM-3PA	3P%	FTM-FTA	FT%	PF
2026	DAL	30	24	31.7	13.1	0.5	1.2	1.7	1.8	1.7	0.8	1.1	5.2-11.4	45.6	2.1-5.2	39.7	0.6-0.8	82.6	2.3
Overall:		30	24	31.7	13.1	0.5	1.2	1.7	1.8	1.7	0.8	1.1	5.2-11.4	45.6	2.1-5.2	39.7	0.6-0.8	82.6	2.3

Azzi Fudd Career Stats - Totals

SEASON	TEAM	PTS	OR	DR	REB	AST	STL	BLK	TO	FGM-FGA	FG%	3PM-3PA	3P%	FTM-FTA	FT%	PF
2026	DAL	393	16	36	52	55	52	25	33	156-342	45.6	62-156	39.7	19-23	82.6	68
Overall:		393	16	36	52	55	52	25	33	156-342	45.6	62-156	39.7	19-23	82.6	68

Aziaha James Career Stats - Averages

SEASON	TEAM	GP	GS	MIN	PTS	OR	DR	REB	AST	STL	BLK	TO	FGM-FGA	FG%	3PM-3PA	3P%	FTM-FTA	FT%	PF
2025	DAL	38	8	17.7	7.5	0.9	2.0	2.9	1.6	0.6	0.2	1.0	2.8-7.5	37.3	0.8-2.9	28.6	1.1-1.4	74.5	1.2
2026	DAL	34	2	11.5	6.1	0.6	1.8	2.4	1.2	0.7	0.3	0.7	2.2-5.6	38.5	0.4-1.6	22.2	1.4-1.9	73.0	1.6
Overall:		72	10	14.8	6.8	0.8	1.9	2.7	1.4	0.7	0.2	0.8	2.5-6.6	37.8	0.6-2.3	26.5	1.2-1.6	73.7	1.4

Aziaha James Career Stats - Totals

SEASON	TEAM	PTS	OR	DR	REB	AST	STL	BLK	TO	FGM-FGA	FG%	3PM-3PA	3P%	FTM-FTA	FT%	PF
2025	DAL	285	36	75	111	59	24	7	38	106-284	37.3	32-112	28.6	41-55	74.5	46
2026	DAL	206	20	62	82	41	25	9	23	74-192	38.5	12-54	22.2	46-63	73.0	53
Overall:		491	56	137	193	100	49	16	61	180-476	37.8	44-166	26.5	87-118	73.7	99

Awak Kuier Career Stats - Averages

SEASON	TEAM	GP	GS	MIN	PTS	OR	DR	REB	AST	STL	BLK	TO	FGM-FGA	FG%	3PM-3PA	3P%	FTM-FTA	FT%	PF
2021	DAL	16	0	8.9	2.4	0.6	1.9	2.4	0.6	0.3	0.8	1.0	0.8-2.4	30.8	0.2-1.1	16.7	0.7-0.9	78.6	0.6
2022	DAL	33	0	12.6	2.8	0.7	1.8	2.5	0.9	0.4	0.9	0.6	1.0-2.6	39.5	0.1-0.6	19.0	0.6-0.9	61.3	0.8
2023	DAL	37	4	10.8	2.6	0.6	1.9	2.5	0.5	0.2	0.6	0.6	1.0-2.5	39.6	0.1-0.6	8.7	0.6-0.7	77.8	0.8
2026	DAL	36	21	17.6	6.0	0.8	2.9	3.7	1.0	0.6	1.5	1.0	2.3-4.7	48.2	0.7-2.0	33.3	0.8-1.1	70.7	1.7
Overall:		122	25	13.0	3.6	0.7	2.2	2.9	0.8	0.4	1.0	0.8	1.3-3.1	42.4	0.3-1.1	24.6	0.7-0.9	70.8	1.0

Awak Kuier Career Stats - Totals

SEASON	TEAM	PTS	OR	DR	REB	AST	STL	BLK	TO	FGM-FGA	FG%	3PM-3PA	3P%	FTM-FTA	FT%	PF
2021	DAL	38	9	30	39	9	5	12	16	12-39	30.8	3-18	16.7	11-14	78.6	10
2022	DAL	91	24	59	83	29	13	29	19	34-86	39.5	4-21	19.0	19-31	61.3	26
2023	DAL	95	23	71	94	20	7	24	22	36-91	39.6	2-23	8.7	21-27	77.8	30
2026	DAL	215	29	104	133	36	20	54	35	81-168	48.2	24-72	33.3	29-41	70.7	61
Overall:		439	85	264	349	94	45	119	92	163-384	42.4	33-134	24.6	80-113	70.8	127

Arike Ogunbowale Career Stats - Averages

SEASON	TEAM	GP	GS	MIN	PTS	OR	DR	REB	AST	STL	BLK	TO	FGM-FGA	FG%	3PM-3PA	3P%	FTM-FTA	FT%	PF
2019	DAL	33	28	32.1	19.1	0.6	1.8	2.4	3.2	1.1	0.0	2.1	6.5-16.7	38.8	1.7-4.9	35.2	4.4-5.4	81.5	2.6
2020	DAL	22	22	34.0	22.8	0.5	2.3	2.8	3.4	1.5	0.0	2.0	7.9-19.1	41.2	2.2-6.5	33.6	4.9-5.7	85.6	2.4
2021	DAL	32	32	31.3	18.7	0.7	2.5	3.2	3.3	1.2	0.0	2.1	6.2-16.3	38.3	2.5-6.7	37.6	3.8-4.4	86.4	2.3
2022	DAL	30	30	31.4	19.7	0.6	2.7	3.3	3.6	1.5	0.1	1.8	6.8-17.0	40.0	2.8-7.9	35.2	3.3-4.1	79.8	2.2
2023	DAL	40	40	37.2	21.2	0.5	2.9	3.4	4.5	1.7	0.1	2.6	7.5-18.8	39.8	2.9-8.5	34.3	3.4-3.8	87.6	2.7
2024	DAL	38	38	38.6	22.2	0.8	3.8	4.6	5.1	2.1	0.3	2.7	7.3-19.2	38.3	2.9-8.5	34.6	4.6-5.0	92.1	2.8
2025	DAL	29	29	33.3	15.5	0.3	2.1	2.5	4.1	1.3	0.2	2.1	5.1-13.9	36.4	1.7-5.4	30.4	3.7-4.0	93.1	2.6
2026	DAL	39	39	29.9	15.2	0.8	2.2	3.1	3.2	1.0	0.1	1.6	4.9-12.4	39.8	1.7-5.3	32.9	3.6-4.0	88.5	2.3
Overall:		263	258	33.6	19.2	0.6	2.6	3.2	3.9	1.4	0.1	2.2	6.5-16.6	39.1	2.3-6.8	34.4	3.9-4.5	86.9	2.5

Player Career Stats (Avg/Totals)

Arike Ogunbowale Career Stats - Totals

SEASON	TEAM	PTS	OR	DR	REB	AST	STL	BLK	TO	FGM-FGA	FG%	3PM-3PA	3P%	FTM-FTA	FT%	PF
2019	DAL	630	20	60	80	106	35	1	68	214-551	38.8	57-162	35.2	145-178	81.5	85
2020	DAL	501	10	51	61	75	34	0	45	173-420	41.2	48-143	33.6	107-125	85.6	53
2021	DAL	599	23	80	103	104	37	0	68	199-520	38.3	80-213	37.6	121-140	86.4	72
2022	DAL	590	18	80	98	108	45	3	54	204-510	40.0	83-236	35.2	99-124	79.8	65
2023	DAL	849	19	116	135	181	68	4	105	299-752	39.8	117-341	34.3	134-153	87.6	109
2024	DAL	845	29	144	173	195	81	11	103	279-729	38.3	112-324	34.6	175-190	92.1	107
2025	DAL	450	10	62	72	120	39	7	60	147-404	36.4	48-158	30.4	108-116	93.1	74
2026	DAL	591	33	87	120	124	39	2	64	192-482	39.8	68-207	32.9	139-157	88.5	91
Overall:		5055	162	680	842	1013	378	28	567	1707-4368	39.1	613-1784	34.4	1028-1183	86.9	656

Jessica Shepard Career Stats - Averages

SEASON	TEAM	GP	GS	MIN	PTS	OR	DR	REB	AST	STL	BLK	TO	FGM-FGA	FG%	3PM-3PA	3P%	FTM-FTA	FT%	PF
2019	MIN	6	0	18.7	4.8	1.5	4.2	5.7	3.5	0.3	0.2	2.5	1.8-4.8	37.9	0.2-1.2	14.3	1.0-1.3	75.0	1.5
2021	MIN	22	0	10.5	2.0	1.1	2.1	3.2	1.7	0.1	0.2	0.8	0.7-2.0	36.4	0.0-0.5	8.3	0.5-0.7	75.0	0.9
2022	MIN	36	22	26.1	8.1	2.0	5.4	7.4	3.0	0.4	0.3	1.7	3.0-6.0	50.2	0.2-0.6	26.1	1.9-2.6	73.4	2.1
2023	MIN	21	17	26.9	8.1	2.1	5.0	7.1	3.2	0.6	0.1	1.4	3.1-6.0	51.6	0.0-0.1	0.0	2.0-2.5	77.4	2.0
2024	MIN	40	12	20.9	8.0	2.3	5.0	7.3	2.6	0.5	0.1	1.5	3.3-5.2	63.8	0.0-0.0	0.0	1.4-2.6	54.4	1.1
2026	DAL	37	37	32.0	14.4	2.9	8.2	11.1	5.0	0.7	0.1	1.8	6.0-10.2	58.6	0.0-0.3	9.1	2.4-3.5	68.2	2.1
Overall:		162	88	23.9	8.6	2.1	5.4	7.5	3.2	0.5	0.2	1.5	3.4-6.2	55.4	0.1-0.3	16.1	1.7-2.5	67.5	1.6

Jessica Shepard Career Stats - Totals

SEASON	TEAM	PTS	OR	DR	REB	AST	STL	BLK	TO	FGM-FGA	FG%	3PM-3PA	3P%	FTM-FTA	FT%	PF
2019	MIN	29	9	25	34	21	2	1	15	11-29	37.9	1-7	14.3	6-8	75.0	9
2021	MIN	45	24	47	71	38	3	4	18	16-44	36.4	1-12	8.3	12-16	75.0	20
2022	MIN	291	72	194	266	107	14	12	62	108-215	50.2	6-23	26.1	69-94	73.4	75
2023	MIN	171	44	105	149	67	12	2	30	65-126	51.6	0-2	0.0	41-53	77.4	42
2025	MIN	320	92	201	293	104	19	4	58	132-207	63.8	0-1	0.0	56-103	54.4	44
2026	DAL	531	106	304	410	184	27	3	68	221-377	58.6	1-11	9.1	88-129	68.2	76
Overall:		1387	347	876	1223	521	77	26	251	553-998	55.4	9-56	16.1	272-403	67.5	266

Maddy Siegrist Career Stats - Averages

SEASON	TEAM	GP	GS	MIN	PTS	OR	DR	REB	AST	STL	BLK	TO	FGM-FGA	FG%	3PM-3PA	3P%	FTM-FTA	FT%	PF
2023	DAL	39	0	8.2	3.7	0.9	0.6	1.6	0.2	0.2	0.2	0.2	1.5-2.9	50.9	0.1-0.4	33.3	0.7-0.7	93.1	0.7
2024	DAL	27	13	23.9	9.4	1.6	1.7	3.3	1.0	0.4	0.4	0.6	3.9-7.8	50.5	0.4-1.4	27.0	1.2-1.6	76.7	1.2
2025	DAL	26	15	27.0	12.7	2.0	2.3	4.3	0.8	0.7	0.6	0.5	5.1-10.3	49.1	1.0-3.1	32.1	1.5-2.2	69.0	1.9
2026	DAL	36	6	14.2	6.2	0.9	1.9	2.8	0.9	0.4	0.4	0.3	2.4-5.1	47.3	0.8-1.9	39.7	0.6-0.8	85.2	1.6
Overall:		128	34	17.0	7.4	1.3	1.5	2.8	0.7	0.4	0.4	0.4	3.0-6.0	49.3	0.5-1.6	33.8	1.0-1.2	78.3	1.3

Maddy Siegrist Career Stats - Totals

SEASON	TEAM	PTS	OR	DR	REB	AST	STL	BLK	TO	FGM-FGA	FG%	3PM-3PA	3P%	FTM-FTA	FT%	PF
2023	DAL	146	36	25	61	8	8	7	9	57-112	50.9	5-15	33.3	27-29	93.1	28
2024	DAL	255	43	47	90	27	10	10	15	106-210	50.5	10-37	27.0	33-43	76.7	33
2025	DAL	330	52	59	111	21	19	15	14	132-269	49.1	26-81	32.1	40-58	69.0	50
2026	DAL	222	32	67	99	32	15	14	10	86-182	47.3	27-68	39.7	23-27	85.2	57
Overall:		953	163	198	361	88	52	46	48	381-773	49.3	68-201	33.8	123-157	78.3	168

Player Career Stats (Avg/Totals)

Odyssey Sims Career Stats - Averages

SEASON	TEAM	GP	GS	MIN	PTS	OR	DR	REB	AST	STL	BLK	TO	FGM-FGA	FG%	3PM-3PA	3P%	FTM-FTA	FT%	PF
2014	TUL	34	31	34.4	16.7	0.8	2.0	2.8	4.2	1.3	0.3	2.1	5.9-14.6	40.6	1.4-4.0	34.6	3.5-4.2	83.9	2.6
2015	TUL	23	19	31.4	16.0	0.7	2.7	3.4	3.8	1.1	0.0	2.8	5.0-13.4	36.9	0.8-3.8	20.7	5.3-6.3	84.7	2.4
2016	DAL	34	30	31.6	14.0	0.6	1.9	2.5	3.9	1.1	0.2	2.5	4.5-12.7	35.3	1.2-4.4	28.0	3.8-4.3	88.3	2.3
2017	LAS	31	14	24.3	9.6	0.5	1.5	1.9	3.5	1.5	0.2	1.4	3.6-8.2	44.7	0.4-1.9	19.0	2.0-2.3	88.6	1.9
2018	LAS	34	24	25.6	8.2	0.4	2.1	2.5	2.8	0.6	0.0	1.5	3.1-7.9	38.8	0.4-1.6	27.3	1.7-2.3	72.2	1.6
2019	MIN	34	34	31.9	14.5	0.7	2.6	3.4	5.4	1.4	0.1	3.3	5.6-13.4	41.5	0.7-2.7	26.9	2.6-3.3	79.5	2.0
2020	MIN	13	7	18.5	9.4	0.6	1.4	2.0	3.5	0.5	0.1	1.9	3.2-8.0	40.4	0.6-1.8	33.3	2.3-2.5	90.9	1.7
2021	ATL	30	21	25.1	8.7	0.5	2.0	2.5	3.6	1.2	0.1	1.6	3.5-9.5	37.0	0.5-2.3	23.2	1.2-1.6	72.9	1.5
2022	2TM	7	0	20.7	6.9	0.3	1.6	1.9	2.9	1.1	0.3	1.7	2.4-7.6	32.1	0.6-2.1	26.7	1.4-2.1	66.7	1.6
2023	DAL	28	0	12.0	2.0	0.3	1.0	1.3	2.2	0.4	0.0	0.6	0.8-2.5	30.4	0.1-0.5	13.3	0.4-0.7	55.0	1.1
2024	2TM	24	17	29.2	12.6	0.7	1.4	2.1	5.3	1.2	0.2	2.2	4.9-10.1	48.3	0.8-2.4	34.5	2.0-2.6	76.2	1.5
2025	2TM	24	21	28.0	10.1	0.4	2.0	2.4	3.8	0.7	0.0	1.4	3.7-9.0	41.4	0.9-2.7	32.8	1.8-2.3	78.2	2.0
2026	DAL	30	11	15.0	4.9	0.1	0.9	1.0	2.1	0.5	0.1	1.0	1.7-4.5	37.5	0.5-1.6	31.9	1.0-1.2	86.1	1.3
Overall:		346	229	25.9	10.6	0.5	1.8	2.3	3.7	1.0	0.1	1.9	3.8-9.6	39.7	0.7-2.5	28.0	2.3-2.8	81.6	1.8

Odyssey Sims Career Stats - Totals

SEASON	TEAM	PTS	OR	DR	REB	AST	STL	BLK	TO	FGM-FGA	FG%	3PM-3PA	3P%	FTM-FTA	FT%	PF
2014	TUL	569	28	68	96	142	44	10	71	201-495	40.6	47-136	34.6	120-143	83.9	87
2015	TUL	368	16	62	78	88	25	1	64	114-309	36.9	18-87	20.7	122-144	84.7	55
2016	DAL	476	20	66	86	131	37	7	86	153-433	35.3	42-150	28.0	128-145	88.3	78
2017	LAS	299	14	45	59	108	45	5	44	113-253	44.7	11-58	19.0	62-70	88.6	60
2018	LAS	280	14	70	84	95	20	1	52	104-268	38.8	15-55	27.3	57-79	72.2	56
2019	MIN	492	24	90	114	185	46	4	112	189-455	41.5	25-93	26.9	89-112	79.5	68
2020	MIN	122	8	18	26	45	7	1	25	42-104	40.4	8-24	33.3	30-33	90.9	22
2021	ATL	261	15	60	75	108	37	2	49	105-284	37.0	16-69	23.2	35-48	72.9	45
2022	2TM	48	2	11	13	20	8	2	12	17-53	32.1	4-15	26.7	10-15	66.7	11
2023	DAL	55	8	29	37	62	12	0	17	21-69	30.4	2-15	13.3	11-20	55.0	3
2024	2TM	302	17	34	51	127	28	5	52	117-242	48.3	20-58	34.5	48-63	76.2	36
2025	2TM	242	10	47	57	90	17	1	33	89-215	41.4	21-64	32.8	43-55	78.2	48
2026	DAL	148	3	26	29	62	16	2	31	51-136	37.5	15-47	31.9	31-36	86.1	38
Overall:		3662	179	626	805	1263	342	41	648	1316-3316	39.7	244-871	28.0	786-963	81.6	635

Alanna Smith Career Stats - Averages

SEASON	TEAM	GP	GS	MIN	PTS	OR	DR	REB	AST	STL	BLK	TO	FGM-FGA	FG%	3PM-3PA	3P%	FTM-FTA	FT%	PF
2019	PHX	18	0	7.4	1.1	0.6	1.3	1.9	0.2	0.3	0.3	0.4	0.4-2.3	19.5	0.1-1.0	11.1	0.1-0.1	50.0	1.0
2020	PHX	19	0	15.6	6.1	1.1	2.5	3.6	1.2	0.3	0.8	0.9	2.3-5.4	42.2	0.5-2.3	23.3	1.1-1.5	69.0	2.5
2021	PHX	18	0	6.5	1.2	0.3	1.1	1.3	0.6	0.4	0.3	0.3	0.4-1.9	23.5	0.2-1.2	19.0	0.1-0.2	25.0	0.6
2022	IND	9	1	12.9	4.3	0.9	1.8	2.7	0.6	0.9	0.7	0.9	1.6-4.7	33.3	0.7-2.8	24.0	0.6-0.8	71.4	1.9
2023	CHI	38	35	26.5	9.2	1.8	4.7	6.6	1.8	1.3	1.3	1.5	3.5-7.0	49.8	0.8-2.7	29.4	1.4-2.1	67.9	3.1
2024	MIN	39	39	26.5	10.1	1.6	4.1	5.6	3.2	1.4	1.5	1.9	3.8-8.0	47.1	1.2-3.0	39.8	1.4-1.8	75.0	3.1
2025	MIN	42	42	26.5	9.6	1.5	3.5	5.1	2.9	1.3	1.9	1.5	3.8-7.9	48.5	1.3-3.8	32.9	0.7-1.5	47.7	2.8
2026	DAL	31	17	17.9	6.0	1.1	2.9	4.0	1.1	0.7	0.5	1.2	2.4-5.2	45.6	0.6-2.2	26.5	0.7-1.1	66.7	2.3
Overall:		214	134	20.4	7.1	1.3	3.2	4.5	1.8	1.0	1.1	1.3	2.7-6.0	45.5	0.8-2.6	30.6	0.9-1.4	64.5	2.4

Player Career Stats (Avg/Totals)

Alanna Smith Career Stats - Totals

SEASON	TEAM	PTS	OR	DR	REB	AST	STL	BLK	TO	FGM-FGA	FG%	3PM-3PA	3P%	FTM-FTA	FT%	PF
2019	PHX	19	11	24	35	4	5	5	8	8-41	19.5	2-18	11.1	1-2	50.0	18
2020	PHX	116	21	48	69	23	5	15	18	43-102	42.2	10-43	23.3	20-29	69.0	47
2021	PHX	21	5	19	24	10	7	6	6	8-34	23.5	4-21	19.0	1-4	25.0	10
2022	IND	39	8	16	24	5	8	6	8	14-42	33.3	6-25	24.0	5-7	71.4	17
2023	CHI	349	70	179	249	68	49	50	56	132-265	49.8	30-102	29.4	55-81	67.9	116
2024	MIN	395	61	158	219	124	53	57	76	147-312	47.1	47-118	39.8	54-72	75.0	119
2025	MIN	404	65	149	214	121	55	80	65	160-330	48.5	53-161	32.9	31-65	47.7	116
2026	DAL	186	35	89	124	33	23	15	38	73-160	45.6	18-68	26.5	22-33	66.7	72
Overall:		1529	276	682	958	388	205	234	275	585-1286	45.5	170-556	30.6	189-293	64.5	515

Sug Sutton Career Stats - Averages

SEASON	TEAM	GP	GS	MIN	PTS	OR	DR	REB	AST	STL	BLK	TO	FGM-FGA	FG%	3PM-3PA	3P%	FTM-FTA	FT%	PF
2020	WAS	12	0	9.4	2.8	0.0	0.8	0.8	1.0	0.1	0.0	0.5	1.0-2.8	36.4	0.4-1.4	29.4	0.4-0.6	71.4	0.9
2023	PHX	40	12	26.3	8.2	0.4	2.2	2.6	4.8	0.7	0.1	2.5	3.2-8.2	38.5	0.8-2.2	33.7	1.2-1.4	80.7	1.6
2024	2TM	29	0	13.1	2.3	0.2	0.8	1.0	2.1	0.6	0.0	1.2	0.8-2.7	30.8	0.3-1.4	25.0	0.3-0.4	69.2	0.9
2025	WAS	43	43	26.1	7.4	0.2	1.6	1.8	3.9	0.8	0.1	1.9	2.8-6.6	42.2	1.0-2.8	35.3	0.9-1.1	77.1	1.3
2026	2TM	24	2	10.3	3.4	0.1	0.7	0.8	2.0	0.4	0.1	0.9	1.4-3.0	46.5	0.3-1.0	28.0	0.4-0.6	64.3	0.8
Overall:		148	57	19.7	5.6	0.2	1.4	1.6	3.2	0.6	0.1	1.6	2.1-5.3	39.7	0.6-2.0	32.4	0.7-0.9	76.3	1.2

Sug Sutton Career Stats - Totals

SEASON	TEAM	PTS	OR	DR	REB	AST	STL	BLK	TO	FGM-FGA	FG%	3PM-3PA	3P%	FTM-FTA	FT%	PF
2020	WAS	34	0	9	9	12	1	0	6	12-33	36.4	5-17	29.4	5-7	71.4	11
2023	PHX	328	14	88	102	190	27	3	99	126-327	38.5	30-89	33.7	46-57	80.7	62
2024	2TM	67	6	22	28	62	16	1	34	24-78	30.8	10-40	25.0	9-13	69.2	25
2025	WAS	317	8	69	77	166	33	3	83	119-282	42.2	42-119	35.3	37-48	77.1	58
2026	2TM	82	2	16	18	49	9	2	21	33-71	46.5	7-25	28.0	9-14	64.3	19
Overall:		828	30	204	234	479	86	9	243	314-791	39.7	94-290	32.4	106-139	76.3	175

Li Yueru Career Stats - Averages

SEASON	TEAM	GP	GS	MIN	PTS	OR	DR	REB	AST	STL	BLK	TO	FGM-FGA	FG%	3PM-3PA	3P%	FTM-FTA	FT%	PF
2022	CHI	16	0	5.1	1.8	0.3	1.2	1.5	0.1	0.1	0.1	0.8	0.5-1.1	44.4	0.0-0.0	0.0	0.8-0.8	100.0	0.6
2024	LAS	38	2	14.4	5.1	1.4	2.2	3.7	0.6	0.3	0.2	0.9	1.8-3.9	46.3	0.1-0.4	26.7	1.4-1.6	89.8	2.1
2025	2TM	31	12	16.8	6.0	1.7	2.9	4.5	0.9	0.3	0.3	1.0	2.0-4.9	40.5	0.6-1.8	36.4	1.4-1.6	86.0	1.8
2026	DAL	28	0	10.2	3.4	0.9	1.8	2.6	0.4	0.1	0.2	0.6	1.0-2.5	39.1	0.3-1.2	24.2	1.1-1.6	72.7	1.4
Overall:		113	14	12.7	4.4	1.2	2.1	3.4	0.6	0.2	0.2	0.8	1.5-3.4	42.6	0.3-0.9	31.1	1.2-1.5	84.8	1.6

Li Yueru Career Stats - Totals

SEASON	TEAM	PTS	OR	DR	REB	AST	STL	BLK	TO	FGM-FGA	FG%	3PM-3PA	3P%	FTM-FTA	FT%	PF
2022	CHI	28	5	19	24	2	2	2	13	8-18	44.4	0-0	0.0	12-12	100.0	9
2024	LAS	193	55	85	140	22	12	9	33	68-147	46.3	4-15	26.7	53-59	89.8	80
2025	2TM	187	52	89	141	29	9	9	30	62-153	40.5	20-55	36.4	43-50	86.0	57
2026	DAL	94	25	49	74	12	4	6	16	27-69	39.1	8-33	24.2	32-44	72.7	40
Overall:		502	137	242	379	65	27	26	92	165-387	42.6	32-103	31.1	140-165	84.8	186

Player Career Stats (Avg/Totals)

Haley Jones Career Stats - Averages

SEASON	TEAM	GP	GS	MIN	PTS	OR	DR	REB	AST	STL	BLK	TO	FGM-FGA	FG%	3PM-3PA	3P%	FTM-FTA	FT%	PF
2023	ATL	40	6	14.6	3.7	0.4	2.0	2.4	2.3	0.4	0.3	1.4	1.4-4.2	33.7	0.2-0.7	21.4	0.8-1.0	75.6	1.7
2024	ATL	40	24	17.8	3.9	0.3	2.0	2.2	2.1	0.4	0.3	1.7	1.5-3.7	39.7	0.2-0.7	21.4	0.8-1.2	70.2	2.0
2025	2TM	28	16	21.2	7.3	0.6	2.9	3.5	2.3	0.8	0.8	1.7	3.0-6.7	45.2	0.4-1.4	30.8	0.8-1.3	62.9	2.3
2026	2TM	7	0	8.4	4.0	0.3	1.4	1.7	0.7	0.3	0.0	0.9	1.6-2.6	61.1	0.0-0.4	0.0	0.9-1.1	75.0	1.3
Overall:		115	46	17.0	4.7	0.4	2.2	2.5	2.1	0.5	0.4	1.5	1.8-4.5	40.5	0.2-0.9	24.5	0.8-1.1	70.2	1.9

Haley Jones Career Stats - Totals

SEASON	TEAM	PTS	OR	DR	REB	AST	STL	BLK	TO	FGM-FGA	FG%	3PM-3PA	3P%	FTM-FTA	FT%	PF
2023	ATL	149	14	80	94	92	16	12	54	56-166	33.7	6-28	21.4	31-41	75.6	69
2024	ATL	155	10	78	88	84	14	11	68	58-146	39.7	6-28	21.4	33-47	70.2	80
2025	2TM	204	18	80	98	64	21	22	48	85-188	45.2	12-39	30.8	22-35	62.9	64
2026	2TM	28	2	10	12	5	2	0	6	11-18	61.1	0-3	0.0	6-8	75.0	9
Overall:		536	44	248	292	245	53	45	176	210-518	40.5	24-98	24.5	92-131	70.2	222

Christyn Williams Career Stats - Averages

SEASON	TEAM	GP	GS	MIN	PTS	OR	DR	REB	AST	STL	BLK	TO	FGM-FGA	FG%	3PM-3PA	3P%	FTM-FTA	FT%	PF
2025	DAL	4	0	11.3	4.3	0.5	0.5	1.0	0.8	0.0	0.0	0.3	1.5-4.0	37.5	0.3-1.0	25.0	1.0-1.5	66.7	1.0
2026	DAL																		
Overall:		4	0	11.3	4.3	0.5	0.5	1.0	0.8	0.0	0.0	0.3	1.5-4.0	37.5	0.3-1.0	25.0	1.0-1.5	66.7	1.0

Christyn Williams Career Stats - Totals

SEASON	TEAM	PTS	OR	DR	REB	AST	STL	BLK	TO	FGM-FGA	FG%	3PM-3PA	3P%	FTM-FTA	FT%	PF
2025	DAL	17	2	2	4	3	0	0	1	6-16	37.5	1-4	25.0	4-6	66.7	4
2026	DAL															
Overall:		17	2	2	4	3	0	0	1	6-16	37.5	1-4	25.0	4-6	66.7	4

Kitija Laksa Career Stats - Averages

SEASON	TEAM	GP	GS	MIN	PTS	OR	DR	REB	AST	STL	BLK	TO	FGM-FGA	FG%	3PM-3PA	3P%	FTM-FTA	FT%	PF
2025	PHX	33	5	19.0	5.9	0.3	0.9	1.2	0.6	0.4	0.2	0.6	2.0-5.5	36.7	1.2-3.6	31.7	0.8-1.0	81.3	1.5
2026	DAL																		
Overall:		33	5	19.0	5.9	0.3	0.9	1.2	0.6	0.4	0.2	0.6	2.0-5.5	36.7	1.2-3.6	31.7	0.8-1.0	81.3	1.5

Kitija Laksa Career Stats - Totals

SEASON	TEAM	PTS	OR	DR	REB	AST	STL	BLK	TO	FGM-FGA	FG%	3PM-3PA	3P%	FTM-FTA	FT%	PF
2025	PHX	196	11	29	40	21	12	6	19	66-180	36.7	38-120	31.7	26-32	81.3	48
2026	DAL															
Overall:		196	11	29	40	21	12	6	19	66-180	36.7	38-120	31.7	26-32	81.3	48

Wings Spotter Chart

0
Sug Sutton
Guard
Texas

1
Odyssey Sims
Guard
Baylor



5
Paige Bueckers
Guard
Connecticut

7
Alysha Clark
Forward
Middle Tennessee

8
Alanna Smith
Forward
Stanford

10
Aziaha James
Guard
NC State

13
Christyn Williams
Guard
Connecticut

20
Maddy Siegrist
Forward
Villanova

24
Arike Ogunbowale
Guard
Notre Dame

28
Li Yueru
Center
China

30
Haley Jones
Forward-Guard
Stanford

32
Jessica Shepard
Forward
Notre Dame

34
Awak Kuier
Forward
Finland

35
Azzi Fudd
Guard
Connecticut

Jose Fernandez
Head Coach



David Adkins
Assistant Coach

Camille Smith
Assistant Coach

Empress Davenport
Assistant Coach

Mike Neighbors
Assistant Coach