

# DALLAS WINGS

## 2026 GAME NOTES

#WingsUp



### 2026 SCHEDULE

**APRIL**  
Preseason  
Thurs. 30 at Indiana 6 p.m.

**MAY**  
Preseason  
Sun. 3 Las Vegas 6 p.m.

Sat. 9 at Indiana 12 p.m.  
Tues. 12 Atlanta 7 p.m.  
Thurs. 14 Minnesota 7 p.m.  
Mon. 18 Washington 7 p.m.  
Wed. 20 at Chicago 8 p.m.  
Fri. 22 at Atlanta 6:30 p.m.  
Sun. 24 at New York 2:30 p.m.  
Thurs. 28 Las Vegas 7 p.m.

**JUNE**  
Mon. 1 Seattle 7 p.m.  
Fri. 5 at Los Angeles 7 p.m.  
Tues. 9 at Minnesota 7 p.m.  
Thurs. 11 Phoenix 8 p.m.  
Sat. 13 at Portland 7:30 p.m.  
Mon. 15 Las Vegas 7 p.m.  
Wed. 17 at Golden State 9 p.m.  
Sat. 20 Chicago 7 p.m.  
Mon. 22 at Seattle 9 p.m.  
Thurs. 25 at Las Vegas 9 p.m.  
Sun. 28 Minnesota 1 p.m.

**JULY**  
Thurs. 2 at Connecticut 7 p.m.  
Sun. 5 at Toronto 2 p.m.  
Tues. 7 at New York 7 p.m.  
Fri. 10 at Toronto 6:30 p.m.  
Sun. 12 Chicago 6 p.m.  
Thurs. 16 New York 8 p.m.  
Sun. 19 Los Angeles 12 p.m.  
Wed. 22 at Portland 9 p.m.  
Wed. 29 Atlanta 7 p.m.  
Fri. 31 at Washington 6:30 p.m.

**AUGUST**  
Sun. 2 Connecticut 6 p.m.  
Wed. 5 at Washington 6:30 p.m.  
Fri. 7 Golden State 8:30 p.m.  
Sun. 9 at Minnesota 2:30 p.m.  
Wed. 12 Toronto 7 p.m.  
Fri. 14 at Indiana 6:30 p.m.  
Mon. 17 at Golden State 9 p.m.  
Thurs. 20 Indiana 7 p.m.  
Sun. 23 Seattle 3 p.m.  
Tues. 25 Portland 7 p.m.  
Sun. 30 Connecticut 7 p.m.

**SEPTEMBER**  
Thurs. 17 Los Angeles 7 p.m.  
Sat. 19 Phoenix 12 p.m.  
Mon. 21 at Phoenix 9 p.m.  
Wed. 23 at Seattle 9 p.m.

All times central

### 2026 Record Breakdown

#### Record Home Away

Overall	0-0	0-0	0-0
Eastern	0-0	0-0	0-0
Western	0-0	0-0	0-0
Overtime	0-0	0-0	0-0
Comm. Cup	0-0	0-0	0-0



## Dallas Wings (0-0) at Indiana Fever (0-0)

Thursday, April 30 • 6:00 p.m. CT

Gainbridge Fieldhouse • Indianapolis, IN

ION • WNBA League Pass

PXP: Pat Boylan • Analyst: Bria Goss



### PROBABLE STARTERS

#### #8 Alanna Smith

F • 6-4 • Stanford • Eighth Season

2025 Averages	Notables	Last Time Out
9.6 pts 5.1 reb 2.9 ast 1.9 blk	Signed a three-year deal with the Wings on April 11, 2026 2025 Kia Co-Defensive Player of the Year 2025 WNBA All-Defensive First Team 2024 WNBA All-Defensive Second Team Finished third in the league in both blocks per game (1.9) and total blocks (80) in 2025, setting career highs in both categories during the 2025 season with Minnesota.	8 pts, 8 reb, 1 ast, 2 blk 26 minutes at Phoenix (2025 WNBA Semifinals)

#### #35 Azzi Fudd

G • 5-11 • Connecticut • First Season

2025 Averages (25-26 Collegiate Season)	Notables	Last Time Out
17.2 pts 2.5 reb 3.2 ast 2.6 stl	No. 1 Overall Pick in 2026 WNBA Draft 2025 NCAA National Champion & Tournament MOP 2026 AP, USBWA and Wooden Award All American 2x All-BIG EAST First team (25, 26) 2026 BIG EAST Scholar Athlete of the Year 2026 NCAA Fort Worth Regional 1 All-Region Team	8 pts, 1 reb, 5 ast, 1 stl 39 minutes (2026 NCAA Final Four)

#### #5 Paige Bueckers

G • 6-0 • Connecticut • Second Season

2025 Averages	Notables	Last Time Out
19.2 pts 3.9 reb 5.4 ast 1.6 stl	2025 WNBA Rookie of the Year; All-WNBA Second Team, WNBA All-Rookie Team, WNBA All-Star, AP Rookie of the Year, AP All-WNBA Second Team (2025); Set Wings franchise rookie records for points, points per game, assists, assists per game and points-assists double-doubles (2); Tied the third-most points (692) and assists (194) by a rookie in WNBA history, while posting the highest single-game scoring performance ever by a rookie with her 44-point outing at the Los Angeles Sparks on August 20.	24 pts, 8 reb, 7 ast, 1 stl, 2 blks 30 minutes vs. Phoenix (9/11/25)

#### #1 Odyssey Sims

G • 5-8 • Baylor • Thirteenth Season

2025 Averages	Notables	Last Time Out
10.1 pts 2.4 reb 3.8 ast	Originally drafted No. 2 overall by the franchise in 2014, rejoins the team for the 2026 season; averaged 10.3 points, 1.8 rebounds and 4.0 assists over 12 regular season contests with Indiana last season and helped guide the team to their first WNBA Semifinals appearance since 2015; has picked up WNBA All-Star (2019), WNBA All-Second Team (2019) and WNBA All-Rookie Team honors (2014)	15 pts, 1 reb, 1 ast, 1 stl 33 minutes vs. Las Vegas (2025 WNBA Semifinals)

#### #20 Maddy Siegrist

F • 6-2 • Villanova • Fourth Season

2025 Averages	Notables	Last Time Out
12.7 pts 4.3 reb 0.8 ast 0.7 stl	Competed at Unrivaled during 2026 season with Laces Basketball Club; Averaged career-highs in scoring, rebounds, steals and blocks in 2025; Missed 18 games with a right knee injury; Wings exercised fourth-year rookie contract option on May 6, 2025; third overall pick in the 2023 WNBA Draft; 2x BIG EAST Player of the Year at Villanova (2022, 2023)	10 points, 2 reb, 2 ast 19 minutes vs. Phoenix (9/11/25)

### Status Report - April 29, 2025

Lindsay Allen- Probable (right hamstring)	Awak Kuier- NWT (overseas commitment)	Arike Ogunbowale- NWT (return from overseas)
JJ Quinerly- OUT (left knee)	Rayah Marshall- NWT (concussion protocol)	Jessica Shepard- NWT (return from overseas)
Costanza Verona- NWT (return from overseas)		

Dallas Wings PR

Pam Flenke, SVP and Chief Communications Officer • pflenke@dallaswings.com  
Caroline O'Keefe, Communications Director • cokeefe@dallaswings.com  
Jason Riedmiller, Communications Coordinator • jriedmiller@dallaswings.com

## Numerical Roster

#	Name	Pos.	Ht.	D.O.B.	Exp.	From
0	Amy Okonkwo	F	6-2	8-26-1996	1 yr	TCU/USA
1	Odyssey Sims	G	5-8	8-13-1992	12 yrs	Baylor/USA
5	Paige Bueckers	G	6-0	10-20-2001	1 yr	Connecticut/USA
6	Costanza Verona	G	5-7	8-6-1999	R	Italy
7	Alysha Clark	F	5-11	7-7-1987	13 yrs	Middle Tennessee/USA
8	Alanna Smith	F	6-4	9-10-1996	7 yrs	Stanford/Australia
9	Grace Berger	G	5-11	6-3-1999	3 yrs	Indiana/USA
10	Aziaha James	G	5-10	11-19-2002	1 yr	North Carolina State/USA
11	JJ Quinerly	G	5-8	10-24-2002	R	West Virginia/USA
12	Dulcy Fankam Mendjiadeu	F-C	6-3	7-26-1999	2 yrs	South Florida/Cameroon
13	Rayah Marshall	C-F	6-4	11-15-2003	1 yr	Southern California/USA
15	Lindsay Allen	G	5-8	3-20-1995	8 yrs	Notre Dame
20	Maddy Siegrist	F	6-2	5-22-2000	3 yrs	Villanova/USA
24	Arike Ogunbowale	G	5-8	3-2-1997	7 yrs	Notre Dame/USA
28	Li Yueru	C	6-7	3-28-1999	3 yrs	China
32	Jessica Shepard	F	6-4	9-11-1996	5 yrs	Notre Dame/USA
34	Awak Kuier	F	6-6	8-19-2001	3 yrs	Finland
35	Azzi Fudd	G	5-11	11-11-2002	R	Connecticut/USA

## Alphabetical Roster

#	Name	Pos.	Ht.	D.O.B.	Exp.	From
15	Lindsay Allen	G	5-8	3-20-1995	8 yrs	Notre Dame
9	Grace Berger	G	5-11	6-3-1999	3 yrs	Indiana/USA
5	Paige Bueckers	G	6-0	10-20-2001	1 yr	Connecticut/USA
7	Alysha Clark	F	5-11	7-7-1987	13 yrs	Middle Tennessee/USA
12	Dulcy Fankam Mendjiadeu	F-C	6-3	7-26-1999	2 yrs	South Florida/Cameroon
35	Azzi Fudd	G	5-11	11-11-2002	R	Connecticut/USA
10	Aziaha James	G	5-10	11-19-2002	1 yr	North Carolina State/USA
34	Awak Kuier	F	6-6	8-19-2001	3 yrs	Finland
13	Rayah Marshall	C-F	6-4	11-15-2003	1 yr	Southern California/USA
24	Arike Ogunbowale	G	5-8	3-2-1997	7 yrs	Notre Dame/USA
0	Amy Okonkwo	F	6-2	8-26-1996	1 yr	TCU/USA
11	JJ Quinerly	G	5-8	10-24-2002	R	West Virginia/USA
32	Jessica Shepard	F	6-4	9-11-1996	5 yrs	Notre Dame/USA
20	Maddy Siegrist	F	6-2	5-22-2000	3 yrs	Villanova/USA
1	Odyssey Sims	G	5-8	8-13-1992	12 yrs	Baylor/USA
8	Alanna Smith	F	6-4	9-10-1996	7 yrs	Stanford/Australia
6	Costanza Verona	G	5-7	8-6-1999	R	Italy
28	Li Yueru	C	6-7	3-28-1999	3 yrs	China

## Coaches & Staff

**Head Coach:** Jose Fernandez  
**Assistant Coach:** Camille Smith  
**Assistant Coach:** David Adkins  
**Assistant Coach:** Empress Davenport  
**Assistant Coach:** Mike Neighbors  
**Director of Player Development:** LaMont Russell  
**Assistant Player Development Coach and Strategist:** Justin Keller  
**Video Coordinator:** Anthony Brammer  
**Basketball Operations Manager:** Kiara Madison  
**Basketball Operations Coordinator:** Anecia Coleman

**Director of Sports Medicine and Player Health:** Allison Russell  
**Associate Head Athletic Trainer:** Aiyana Williams  
**Strength and Conditioning Coach:** Preston Smith  
**Team Physician:** Dr. Ankit Patel  
**Team Chiropractor:** Neal Griffen, DC  
**Team Psychologist:** Dr. Trent Petrie  
**Team Nutritionist:** Brittney Bearden  
**Massage Therapist:** Erika Glassey

## Pronunciation Guide

Paige Bueckers		BECK-ers
Alysha Clark	uh-LEE-sha	
Dulcy Fankam Mendjiadeu	DULL-see	fan-come men-gee-AHH-due
Azzi Fudd	ay-zee (sounds like letter A then letter Z)	
Aziaha James	uh-ZEYE (rhymes with eye)-uh	
Awak Kuier	uh-WOK (rhymes with rock)	
Arike Ogunbowale	ar-EE-kay	KOO-ear
Amy Okonkwo		OH-goon-buh-WALL-ay
Maddy Siegrist		oh-KONK-woh
Li Yueru	LEE	SEE-grist
		yuh-roo

## How The Wings Were Built

Draft	Trade	Free Agency
Arike Ogunbowale 2019 (Round 1, 5th Pick Overall)	Li Yueru (2025, from Seattle)	Lindsay Allen (2026)
Awak Kuier 2021 (Round 1, 2nd Pick Overall)	Rayah Marshall (2026, from Connecticut)	Grace Berger (2026)
Maddy Siegrist 2023 (Round 1, 3rd Pick Overall)		Alysha Clark (2026)
Paige Bueckers 2025 (Round 1, 1st Pick Overall)		Dulcy Fankam Mendjiadeu (2026)
Aziah James 2025 (Round 1, 12th Pick Overall)		Alanna Smith (2026)
JJ Quinerly 2025 (Round 3, 27th Pick Overall)		Jessica Shepard (2026)
Azzi Fudd 2026 (Round 1, 1st Pick Overall)		Odyssey Sims (2026)
		Amy Okonkwo (2026)
		Costanza Verona (2026)

## 2026 Broadcast Schedule

Day	Date	Home/Away	Opponent	Location	Time (CT)	Network
Thursday	April 30	Away	Indiana	Indianapolis, IN	6:00 PM	ION
Sunday	May 3	Home	Las Vegas	Austin, TX	6:00 PM	ION
Saturday	May 9	Away	Indiana	Indianapolis, IN	12:00 PM	ABC
Tuesday	May 12	Home	Atlanta	Arlington, TX	7:00 PM	KFAA
Thursday	May 14	Home	Minnesota	Arlington, TX	7:00 PM	Prime
Monday	May 18	Home	Washington	Arlington, TX	7:00 PM	Peacock/KFAA
Wednesday	May 20	Away	Chicago	Chicago, IL	8:00 PM	USA/KFAA
Friday	May 22	Away	Atlanta	Atlanta, GA	6:30 PM	ION
Sunday	May 24	Away	New York	Brooklyn, NY	2:30 PM	NBC
Thursday	May 28	Home	Las Vegas	Arlington, TX	7:00 PM	Prime
Monday	June 1	Home	Seattle	Arlington, TX	7:00 PM	USA/KFAA
Friday	June 5	Away	Los Angeles	Los Angeles, CA	9:00 PM	ION
Tuesday	June 9	Away	Minnesota	Minneapolis, MN	7:00 PM	KFAA
Thursday	June 11	Home	Phoenix	Arlington, TX	8:00 PM	Prime
Saturday	June 13	Away	Portland	Portland, OR	7:30 PM	KFAA
Monday	June 15	Home	Las Vegas	Arlington, TX	7:00 PM	USA/KFAA
Wednesday	June 17	Away	Golden State	San Francisco, CA	9:00 PM	KFAA
Saturday	June 20	Home	Chicago	Arlington, TX	7:00 PM	CBS
Monday	June 22	Away	Seattle	Seattle, WA	9:00 PM	KFAA
Thursday	June 25	Away	Las Vegas	Las Vegas, NV	9:00 PM	USA/KFAA
Sunday	June 28	Home	Minnesota	Arlington, TX	1:00 PM	CBS
Thursday	July 2	Away	Connecticut	Hartford, CT	7:00 PM	Prime/KFAA
Sunday	July 5	Away	Toronto	Toronto, ON	2:00 PM	KFAA
Tuesday	July 7	Away	New York	Brooklyn, NY	7:00 PM	ESPN
Friday	July 10	Away	Toronto	Montreal, QC	6:30 PM	ION
Sunday	July 12	Home	Chicago	Dallas, TX	6:00 PM	ESPN
Thursday	July 16	Home	New York	Arlington, TX	8:00 PM	Prime
Sunday	July 19	Home	Los Angeles	Arlington, TX	12:00 PM	ABC
Wednesday	July 22	Away	Portland	Portland, OR	9:00 PM	USA/KFAA
Wednesday	July 29	Home	Atlanta	Arlington, TX	7:00 PM	USA/KFAA
Friday	July 31	Away	Washington	Washington, DC	6:30 PM	ION
Sunday	August 2	Home	Connecticut	Arlington, TX	6:00 PM	ESPN
Wednesday	August 5	Away	Washington	Washington, DC	6:30 PM	KFAA
Friday	August 7	Home	Golden State	Dallas, TX	8:30 PM	ION
Sunday	August 9	Away	Minnesota	Minneapolis, MN	2:30 PM	NBC
Wednesday	August 12	Home	Toronto	Arlington, TX	7:00 PM	USA/KFAA
Friday	August 14	Away	Indiana	Indianapolis, IN	6:30 PM	ION
Monday	August 17	Away	Golden State	San Francisco, CA	9:00 PM	Peacock/KFAA
Thursday	August 20	Home	Indiana	Dallas, TX	7:00 PM	Prime/KFAA
Sunday	August 23	Home	Seattle	Arlington, TX	3:00 PM	NBA TV/KFAA
Tuesday	August 25	Home	Portland	Arlington, TX	7:00 PM	NBA TV/KFAA
Sunday	August 30	Home	Connecticut	Arlington, TX	7:00 PM	KFAA
Thursday	September 17	Home	Los Angeles	Arlington, TX	7:00 PM	USA/KFAA
Saturday	September 19	Home	Phoenix	Arlington, TX	12:00 PM	CBS
Monday	September 21	Away	Phoenix	Phoenix, AZ	9:00 PM	USA/KFAA
Wednesday	September 23	Away	Seattle	Seattle, WA	9:00 PM	USA/KFAA



## Wings-Fever Series History

Wings-Fever Series		Series Records - Regular Season	
<b>All-Time (2000-2026)</b> .....	36-41	Largest Wings Winning Margin	37- June 18, 2000 (111-74 W)
<b>Home</b> .....	22-18	Largest Wings Losing Margin	33- September 23, 2012 (91-58 L)
<b>Away</b> .....	14-23	Most Points Scored	111- June 18, 2000 (111-74 W)
<b>2026</b> .....	0-0	Most Points Allowed	110- September 15, 2024 (110-109 L)
Home.....	0-0	Fewest Points Scored	54- June 19, 2009 (66-54 L)
Away.....	0-0	Fewest Points Allowed	40- August 25, 2004 (55-40 W)
<b>2026 Schedule</b>		<b>Wings Individual Records</b>	
<b>5/9 at IND</b> .....	12 p.m. CT	Points	40, Satou Sabally, 9/1/23
<b>8/14 at IND</b> .....	6:30 p.m. CT	Rebounds	18, Cheryl Ford, 6/16/06
<b>8/20 at DAL</b> .....	7 p.m. CT	Assists	9, 4x last by Mysiha Hines-Allen, 8/12/25
		<b>Fever Individual Records</b>	
		Points	36, Kelsey Mitchell, 9/1/24
		Rebounds	16, 2x last by Natasha Howard, 8/1/25
		Assists	19, Caitlin Clark, 7/17/24

### Last Time They Met: DAL 81, IND 80 (8/12/25)

The Dallas Wings held off the Indiana Fever to score an 81-80 victory Tuesday night at Gainbridge Fieldhouse in Indianapolis. Maddy Siegrist and Li Yueru each posted career highs in points as the duo combined for 42 points in the nationally televised win. The Wings (9-24) had 25 assists on 30 field goals, as Paige Bueckers and Myisha Hines-Allen combined for 17 dimes, including a career-best nine for Hines-Allen. Dallas led by as many as 17 before Indiana (18-15) used a 25-point fourth quarter to mount the comeback. Yueru and Bueckers combined for nine points in the fourth while Hines-Allen tallied five dimes over the final 10 minutes to hold off the Fever.

#### *First Quarter: Dallas 23, Indiana 15*

Dallas featured a starting lineup of Grace Berger, Paige Bueckers, Maddy Siegrist, Haley Jones and Luisa Geiselsöder for the first time this season. Berger signed a rest of season contract with the Wings earlier that morning, while Arike Ogunbowale was ruled out with right knee soreness prior to tipoff.

After trading baskets for the first 2:37, Dallas went on a 7-0 run to take an 11-4 lead, with Bueckers, Siegrist and Jones all scoring. After Indiana scored the next four points, the Wings responded with a 10-1 spurt to take a 12-point lead, 21-9. Li Yueru drained two threes during that stretch and finished the first quarter with a game-high eight points. Dallas shot 44.4 percent from the field while limiting Indiana to just a 26.7-percent clip over the first 10 minutes. The Fever committed six turnovers which Dallas turned into 10 points.

#### *Second Quarter: Dallas 19, Indiana 27*

The Wings bumped their lead back to double figures, 31-20, following a Siegrist layup, forcing another Fever timeout. Dallas scored three straight out of the break to grow their lead to 14 at 34-20. A 5-0 Indiana run forced Dallas to burn a timeout with a 34-25 lead with 5:13 remaining in the half. The Fever spurt grew to 7-0 before Siegrist buried a corner three and Jones added a jumper in the lane to bring the Dallas lead back to double digits, 39-29, with 3:31 left in the second quarter. Indiana closed the half on a 13-3 run to knot the game at 42-42 headed into the break.

Siegrist tied for the game high with 12 points in the first half, joining Yueru in double figures (10). Dallas shot 43.2 percent in the first half and 31.2 percent from three, while Indiana shot 47.1 percent overall and 38.5 percent from deep.

#### *Third Quarter: Dallas 25, Indiana 13*

Bueckers and the Wings struck first out of halftime before a 6-0 Indiana run gave the home team a four-point lead, 48-44. The lead grew to six, 52-46, before an 8-0 Dallas stretch gave the Wings a 54-52 lead with under four minutes left in the third. Siegrist and JJ Quinerly sank threes during the run, including Siegrist's third of the game, marking a career

best. Dallas closed the quarter on an 18-3 stretch to carry a 12-point lead into the fourth. Siegrist scored eight in the third while Yueru and JJ Quinerly added five apiece. Indiana was limited to under 28-percent shooting in the quarter while Dallas posted a 44.4-percent clip.

#### *Fourth Quarter: Dallas 14, Indiana 25*

The Wings saw their lead grow to 17 with 6:38 left after Hines-Allen drained a three to give Dallas a 78-61 lead. The Fever chipped away and closed the game on a 19-3 run, with an and-one by Yueru proving to be the difference in the final score. Yueru was fouled by Aliyah Boston on a made layup which Indiana unsuccessfully challenged, sending Yueru to the line for what proved to be final point the Wings would score with 2:31 remaining. Dallas led by seven, 81-74, at that point but missed its final four shots from the field as Indiana continued to inch closer. Down one with 1.7 seconds left, the Fever had one last shot to win it, but Kelsey Mitchell's attempt was off the mark as Dallas picked up its first win over the Fever this season.

Siegrist finished with 22 points off 9-13 shooting, adding five rebounds and a career-best three made threes. Yueru tallied 20 points off 7-14 shooting along with four rebounds and two steals. Bueckers scored in double figures for the 26th consecutive game, totaling 16 points and eight assists. Her 26-game stretch is fourth-longest by a rookie in WNBA history. Hines-Allen filled the stat sheet with eight points, six rebounds, nine assists and a steal. The Dallas bench outscored Indiana's 36-16.

On the night Dallas shot 42.3 percent from the field, 30.8 percent from deep and 86.7 percent from the free-throw line, compared to Indiana at 44.4 percent, 40.9 percent and 78.9 percent, respectively. The Fever won the rebounding battle 39-30 and held a 12-3 advantage in second chance points. The Wings outscored the Fever in points in the paint, 38-34, and fast break points, 18-11. Dallas scored 27 points off 18 Indiana turnovers.

Mitchell led Indiana with a game-high 24 points, while Natasha Howard had 12 points and a game-best 12 rebounds.

## 2025 Wings-Fever Regular Season Series

Date	Location	W-L	DAL	IND	DAL Leading Scorer	IND Leading Scorer	DAL Leading Rebounder	IND Leading Rebounder
6/27	DAL	L	86	94	Bueckers- 27	Mitchell- 32	Smith- 10	Howard- 13
7/13	IND	L	83	102	Bueckers- 21	Mitchell- 20	Geiselsoder- 7 Hines-Allen- 7	McDonald- 5 Cunningham- 5
8/1	DAL	L	78	88	Bueckers- 22	Mitchell- 23	Geiselsoder- 5 Hines-Allen- 5	Howard- 16
8/12	IND	W	81	80	Siegrist- 22	Mitchell- 24	Hines-Allen- 6	Howard- 12

## Matchup Storylines and Key Notes

**Preseason History...** The Wings and Fever have faced off in preseason competition six times since the 2016 season, with the record currently sitting at an even 3-3. In their most recent preseason battle, Dallas defeated Indiana, 79-76, on May 3, 2024, in Arlington. Arike Ogunbowale finished with 19 points, three rebounds, three assists and one steal in that matchup for the Wings. Thursday night's game will be Dallas's first preseason contest against the Fever on the road in Indiana since May 13, 2023.

**Season One Under Jose Fernandez...** Head Coach Jose Fernandez will unofficially kick-off his inaugural season at the helm of the Wings in the team's April 30 preseason match up in Indiana. Fernandez was hired on October 27, 2025, and brings nearly 35 years of coaching experience to Dallas, with the last 25 years spent as head coach of the University of South Florida women's basketball team. He earned nearly 500 career wins at USF while guiding more than 100 players into professional basketball careers worldwide. Under Fernandez, South Florida has had seven WNBA Draft selections, including current active players Courtney Williams of the Minnesota Lynx, Kitja Laksa of the Toronto Tempo and Wings forward Dulcy Fankam Mendjiadeu.

**Franchise All-Time Leading Scorer Returns...** Highlighting the Wings' 2026 free agency success was the re-signing of eighth-year veteran guard Arike Ogunbowale. Originally selected fifth overall by the Wings in the 2019 WNBA Draft, Ogunbowale has spent her entire WNBA career in Dallas and has established herself as one of the most accomplished players in franchise and league history. She enters the 2026 season as the Wings' all-time leader in points, field goals made, three-pointers made and free throws made, while sitting just 42 assists and 50 steals away from becoming the franchise's all-time leader in those categories as well. Ogunbowale's résumé is among the most decorated in the WNBA. She is a four-time WNBA All-Star (2021–2024) and a two-time All-Star Game MVP (2021, 2024). Her league honors also include All-WNBA First Team (2020), All-WNBA Second Team (2021, 2024), and WNBA All-Rookie Team (2019).

**First Look at the People's Princess..** Entering the WNBA Draft with another transformative opportunity holding the No. 1 pick for the second straight year, the Dallas Wings selected sharpshooting guard Azzi Fudd out of the University of Connecticut. Accolades poured in for Fudd during her final season in Storrs, claiming All-America honors from the Associated Press, USBWA and Wooden Award. She was the 2026 BIG EAST Scholar-Athlete of the Year and All-BIG EAST First Team member, while also earning NCAA Fort Worth Regional 1 All-Region Team recognition, leading the Huskies to their 25th trip to the Final Four. The 2025 NCAA National Champion averaged a career-high 17.7 points per game on personal-best shooting percentages (.489/.455/.955) during her senior campaign.

**New Season, New Faces...** 2026 WNBA Free Agency brought a plethora of new signings for the franchise, including key pieces that will bring veteran leadership, defensive prowess and strong paint presences. Experienced forwards Alanna Smith and Jessica Shepard join the Wings this season after helping lead Minnesota to a league-best 34-10 regular season record. Smith was named 2025 WNBA Co-Defensive Player of the Year and WNBA All-Defensive First Team, while Shepard shot a WNBA-best 63.8-percent from the field. Additionally, Dallas added three-time WNBA Champion Alysha Clark and veteran point-guards Lindsay Allen and Odyssey Sims to the roster in early April.

**Year 2 for Paige Bueckers...** Fresh off a Rookie of the Year performance in her inaugural WNBA season, Paige Bueckers looks to build on that success as she heads into her sophomore campaign. In addition to Rookie of the Year, she was also named a WNBA All-Star, All-WNBA Second Team selection, and to multiple Associated Press All-Rookie and All-WNBA teams. She averaged 19.2 points, 5.4 assists, and 1.6 steals per game, finishing top-nine league-wide in scoring, assists, and steals. Her efficiency stood out, posting a league-best 20.3 efficiency rating among guards, highlighted by a record-setting 44-point performance and a 30-game double-digit scoring streak. Along the way, she rewrote the Dallas Wings' rookie record book and became just the 10th rookie ever to start a WNBA All-Star Game.

**Wings Fever Ties...** Wings point-guard Odyssey Sims will face off against her former Fever squad for the first time since she helped lead them to their first WNBA Semifinals appearance since 2015. Sims led the Fever in assists (4.4) and steals (1.4) per game during postseason action and finished second on the team in scoring (14.4). The 2026 Indiana Fever roster sees guard Ty Harris and forward Myaisha Hines-Allen, two members of the 2025 Dallas Wings team. Both Harris and Hines-Allen signed with Indiana during the 2026 Free Agency period.



## 2025 Wings Situational Stats

Leading after 1 quarter	7-8	Wings Shooting < 40%	4-13
Trailing after 1 quarter	3-23	Wings Shooting > 40%	5-18
Tied after 1 quarter	0-3	Wings Shooting > 50%	1-3
Leading at halftime	8-5	Wings Shooting > 60%	0-0
Trailing at halftime	1-28	Scoring 70+ points	9-32
Tied at halftime	1-1	Scoring <70 points	2-0
Leading after 3 quarters	10-7	Opponent scored 70+ points	8-34
Trailing after 3 quarters	0-27	Opponent scored <70 points	2-0
Tied after 3 quarters	0-0	Outrebounding opponent	9-5
On Sunday	0-8	Outshot opponent	9-8
On Monday	1-3	Outscores opponent in the paint	8-18
On Tuesday	5-2	Outscores the opponent in 2nd chance points	7-14
On Wednesday	0-7	Outscored the opponent in fast break points	7-10
On Thursday	2-2	Commits fewer turnovers than the opponent	6-16
On Friday	1-10	Bench outscored opponent bench	8-16
On Saturday	1-2	Against Western Conference	4-20
In day games	1-9	Against Eastern Conference	6-14
In night games	9-25	In overtime	0-1

## 2025 League Standings

Rank	W	L	Win %	GB	Conf	Home	Road	Streak	L-10
1. Minnesota Lynx	34	10	0.773	--	20-4	20-2	14-8	W1	6-4
2. Las Vegas Aces	30	14	0.682	4	16-8	17-5	13-9	W16	10-0
3. Atlanta Dream	30	14	0.682	4	15-6	16-6	14-8	W6	8-2
4. Phoenix Mercury	27	17	0.614	7	13-11	15-7	12-10	L3	6-4
5. New York Liberty	27	17	0.614	7	15-5	17-5	10-12	W5	6-4
6. Indiana Fever	24	20	0.545	10	13-8	13-9	11-11	W3	6-4
7. Seattle Storm	23	21	0.523	11	12-12	10-12	13-9	W1	6-4
8. Golden State Valkyries	23	21	0.523	11	9-15	14-8	9-13	L3	5-5
9. Los Angeles Sparks	21	23	0.477	13	10-14	9-13	12-10	L1	5-5
10. Washington Mystics	16	28	0.364	18	8-12	10-12	6-16	L10	0-10
11. Connecticut Sun	11	33	0.250	23	7-14	7-15	4-18	L2	4-6
12. Chicago Sky	10	34	0.227	24	4-17	6-16	4-18	L4	2-8
<b>13. Dallas Wings</b>	<b>10</b>	<b>34</b>	<b>0.227</b>	<b>24</b>	<b>4-20</b>	<b>6-16</b>	<b>4-18</b>	<b>W1</b>	<b>1-9</b>

## 2026 Wings Highs/Lows

Dallas High	Dallas Low	Category	Opponent High	Opponent Low
109 (at CON 5/27)	60 (vs. SEA 8/22)	Points	106 (2 times)	55 (vs. ATL 6/24)
32 (vs. PHX 7/3)	12 (vs. GSV 8/24)	1Q Points	33 (vs. IND 6/27)	9 (vs. WAS 6/28)
33 (at CON 5/27)	12 (2 times)	2Q Points	36 (at IND 7/13)	11 (2 times)
63 (vs. NYL 7/28)	30 (at ATL 5/24)	1st Half	64 (at IND 7/13)	30 (3 times)
32 (2 times)	11 (2 times)	3Q Points	35 (vs. MIN 5/16)	10 (vs. SEA 5/19)
34 (vs. LVA 7/16)	7 (vs. NYL 7/28)	4Q Points	33 (vs. LVA 7/27)	12 (at SEA 7/22)
52 (2 times)	26 (2 times)	2nd Half	56 (at GSV 7/25)	23 (vs. SEA 5/19)
41 (vs. PHX 9/11)	19 (vs. MIN 6/8)	Field Goals	40 (at IND 7/13)	15 (vs. ATL 6/24)
86 (at SEA 6/3)	63 (vs. WAS 8/10)	Field Goal Attempts	84 (at LAS 9/7)	57 (at CHI 7/9)
56.1% (at CON 5/27)	29.2% (vs. MIN 6/8)	Field Goal %	59.3% (vs. IND 6/27)	23.4% (vs. ATL 6/24)
12 (at MIN 5/21)	2 (2 times)	3 Pointers Made	18 (at LVA 8/17)	4 (at SEA 7/22)
33 (at MIN 5/21)	11 (vs. WAS 6/28)	3 Pointers Attempted	38 (vs. GSV 8/24)	14 (vs. IND 6/27)
57.9% (at LAS 8/20)	13.3% (vs. IND 8/1)	3 Point FG%	60% (vs. SEA 5/19)	19% (at SEA 7/22)
26 (2 times)	6 (vs. ATL 7/30)	Free Throws	28 (at WAS 6/22)	8 (at PHX 6/11)
33 (vs. CHI 5/31)	8 (vs. ATL 7/30)	Free Throw Attempts	41 (at WAS 6/22)	11 (2 times)
100% (2 times)	63.2% (at GSV 7/25)	Free Throw %	100% (2 times)	63.2% (vs. SEA 5/19)
20 (at SEA 6/3)	2 (at LAS 8/20)	Offensive Rebounds	15 (vs. LAS 8/15)	2 (2 times)
39 (at SEA 7/22)	14 (vs. IND 6/27)	Defensive Rebounds	32 (2 times)	18 (vs. WAS 6/28)
48 (2 times)	23 (vs. IND 6/27)	Total Rebounds	43 (2 times)	26 (2 times)
47 (vs. LAS 6/6)	7 (at GSV 9/4)	Bench Points	62 (vs. SEA 8/22)	1 (at WAS 6/22)
32 (2 times)	9 (vs. SEA 8/22)	Assists	32 (at ATL 8/29)	10 (vs. ATL 6/24)
33 (at WAS 6/22)	12 (vs. ATL 7/30)	Fouls	27 (at WAS 6/22)	11 (2 times)
14 (vs. LVA 7/16)	3 (2 times)	Steals	12 (vs. MIN 6/8)	2 (vs. GSV 8/24)
19 (vs. WAS 6/28)	3 (vs. GSV 8/24)	Turnovers	19 (vs. IND 8/1)	6 (vs. MIN 6/8)
10 (2 times)	0 (vs. SEA 8/22)	Blocks	11 (vs. MIN 6/8)	0 (3 times)
24 (at SEA 7/22)	1 (at IND 8/12)	Margin of Victory	35 (vs. SEA 8/22)	1 (2 times)

### Wings/Opponents Average Stats (2025)

TEAM	FG	FGA	FG%	3P	3PA	3P%	FT	FTA	FT%	OR	DR	TOT	A	TO	ST	BLK	PF	PTS
WINGS	30.2	71.4	42.3	6.6	21.6	30.4	14.8	18.4	80.2	10.0	25.3	35.4	20.2	13.9	7.3	4.0	18.9	81.7
OPPONENTS	30.7	66.8	45.9	9.6	24.7	38.8	17.0	21.8	78.3	8.1	26.4	34.5	23.0	13.5	7.6	4.7	17.6	88.0

### Wings/Opponents Cume Stats (2025)

TEAM	FG	FGA	FG%	3P	3PA	3P%	FT	FTA	FT%	OR	DR	TOT	A	TO	ST	BLK	PF	PTS
WINGS	1328	3143	42.3	289	950	30.4	649	809	80.2	442	1115	1557	888	610	323	175	833	3594
OPPONENTS	1350	2939	45.9	422	1088	38.8	749	957	78.3	358	1161	1519	1010	593	336	207	775	3871





# Jose Fernandez

## Head Coach

Jose Fernandez enters his first season as the Head Coach of the Dallas Wings.

A veteran leader, Fernandez brings nearly 35 years of coaching experience to Dallas, with the last 25 years spent as head coach of the University of South Florida women's basketball team. Fernandez helped build the Bulls into one of the most consistently successful programs in the nation.

A proven winner and established leader in player development, Fernandez earned nearly 500 career wins at USF while guiding more than 100 players into professional basketball careers

worldwide. Under Fernandez, South Florida has had seven WNBA Draft selections, including current active players Courtney Williams of the Minnesota Lynx and Kitja Laksa of the Phoenix Mercury. In total, nearly 30 of Fernandez's former players are actively playing professionally in 2025-26.

Fernandez was hired as USF's Head Coach on Nov. 14, 2000, and would become the program's all-time winningest coach. Fernandez led the Bulls to 19 or more wins in 14 consecutive seasons and 19 post-season berths, including 10 NCAA Tournament appearances. Over the previous four seasons, he guided USF to two AAC Regular Season Championships and two AAC Tournament Championships.

Fernandez has recruited and coached 58 all-conference players, two Associated Press Honorable Mention All-Americans, three members of the USF Athletics Hall of Fame, two conference Players of the Year, one AAC Defensive Player of the Year, five conference Freshmen of the Year, two AAC Newcomers of the Year, two AAC Sixth Players of the Year, and four conference Most Improved Players.

Highly respected in the industry, the Miami native was a finalist for the 2021 WBCA Division I National Coach of the Year, a two-time American Athletic Conference Coach of the Year and is the current President of the Women's Basketball Coaches Association (WBCA).

Fernandez has also been active in international basketball. He has won two gold medals with USA Basketball's U18 and U19 National Teams, serving as an assistant coach. At USF, Fernandez has recruited and coached players from over 22 different countries.

Prior to his time at South Florida, Fernandez served as a men's basketball assistant coach at Miami-Dade College (1991-92) and Miami Sunset High School (1992-94), before becoming an assistant at Barry University (1994-96). After coaching girls' basketball at Lourdes Academy from 1996-99, Fernandez served as the top assistant for Barry's women's team from 1999-00.

Jose and his wife Tonya are proud parents to five daughters, Sydney, Alex, Taylor, Brianna, and Brooke, and have eight rescue dogs.



## Wings Spotter Chart




0  
Amy Okonkwo  
Forward  
TCU




1  
Odyssey Sims  
Guard  
Baylor



5  
Paige Bueckers  
Guard  
Connecticut



6  
Costanza Verona  
Guard  
Italy



7  
Alysha Clark  
Forward  
Middle Tennessee



8  
Alanna Smith  
Forward  
Stanford



9  
Grace Berger  
Guard  
Indiana



10  
Aziaha James  
Guard  
NC State



11  
JJ Quinerly  
Guard  
West Virginia



12  
Dulcy Fankam Mendjiadeu  
Forward-Center  
South Florida



13  
Rayah Marshall  
Center-Forward  
USC



15  
Lindsay Allen  
Guard  
Notre Dame



20  
Maddy Siegrist  
Forward  
Villanova



24  
Arike Ogunbowale  
Guard  
Notre Dame




28  
Li Yueru  
Center  
China



32  
Jessica Shepard  
Forward  
Notre Dame



34  
Awak Kuier  
Forward  
Finland




35  
Azzi Fudd  
Guard  
Connecticut




## Wings Spotter Chart



**Jose Fernandez**  
Head Coach



**David Adkins**  
Assistant Coach



**Camille Smith**  
Assistant Coach



**Empress Davenport**  
Assistant Coach



**Mike Neighbors**  
Assistant Coach