

DALLAS WINGS

2026 GAME NOTES

#WingsUp



Dallas Wings (5-3) vs. Seattle Storm (3-6)

Monday, June 1 • 7:00 p.m. CT

College Park Center • Arlington, TX

USA Network • KFAA

PXP: Meghan McPeak • Analyst: Amy Audibert (USA Network)
PXP: Ron Thulin • Analyst: Fran Harris • Sideline: Alexis Davis (KFAA)

2026 SCHEDULE

APRIL
Preseason
Thurs. 30 at Indiana W, 95-80

MAY
Preseason
Sun. 3 Las Vegas W, 101-84

Sat. 9 at Indiana W, 107-104
Tues. 12 Atlanta L, 77-72
Thurs. 14 Minnesota L, 90-86
Mon. 18 Washington W, 92-69
Wed. 20 at Chicago W, 99-89
Fri. 22 at Atlanta L, 86-69
Sun. 24 at New York W, 91-76
Thurs. 28 Las Vegas W, 95-87

JUNE

Mon. 1 Seattle 7 p.m.
Fri. 5 at Los Angeles 7 p.m.
Tues. 9 at Minnesota 7 p.m.
Thurs. 11 Phoenix 8 p.m.
Sat. 13 at Portland 7:30 p.m.
Mon. 15 Las Vegas 7 p.m.
Wed. 17 at Golden State 9 p.m.
Sat. 20 Chicago 7 p.m.
Mon. 22 at Seattle 9 p.m.
Thurs. 25 at Las Vegas 9 p.m.
Sun. 28 Minnesota 1 p.m.

JULY

Thurs. 2 at Connecticut 7 p.m.
Sun. 5 at Toronto 2 p.m.
Tues. 7 at New York 7 p.m.
Fri. 10 at Toronto 6:30 p.m.
Sun. 12 Chicago 6 p.m.
Thurs. 16 New York 8 p.m.
Sun. 19 Los Angeles 12 p.m.
Wed. 22 at Portland 9 p.m.
Wed. 29 Atlanta 7 p.m.
Fri. 31 at Washington 6:30 p.m.

AUGUST

Sun. 2 Connecticut 6 p.m.
Wed. 5 at Washington 6:30 p.m.
Fri. 7 Golden State 8:30 p.m.
Sun. 9 at Minnesota 2:30 p.m.
Wed. 12 Toronto 7 p.m.
Fri. 14 at Indiana 6:30 p.m.
Mon. 17 at Golden State 9 p.m.
Thurs. 20 Indiana 7 p.m.
Sun. 23 Seattle 3 p.m.
Tues. 25 Portland 7 p.m.
Sun. 30 Connecticut 7 p.m.

SEPTEMBER

Thurs. 17 Los Angeles 7 p.m.
Sat. 19 Phoenix 12 p.m.
Mon. 21 at Phoenix 9 p.m.
Wed. 23 at Seattle 9 p.m.

All times central

2026 Record Breakdown

	Record	Home	Away
Overall	5-3	2-2	3-1
Eastern	4-2	1-1	3-1
Western	1-1	1-1	0-0
Overtime	0-0	0-0	0-0
Comm. Cup	0-0	0-0	0-0

LAST GAME'S STARTERS

#5 Paige Bueckers
G • 6-0 • Connecticut • Second Season

2026 Averages	Notables	Last Time Out
19.4 pts 3.0 reb 5.1 ast 0.4 stl	Fastest player in WNBA history to 800 points, 225 assists and 300 FGM (42 career games); Leading the Wings in PPG, FGM, FGA, and MPG; 2025 WNBA Rookie of the Year; All-WNBA Second Team, WNBA All-Rookie Team, WNBA All-Star, AP Rookie of the Year, AP All-WNBA Second Team (2025); Set Wings franchise rookie records for points, points per game, assists, assists per game and points-assists double-doubles (2);	20 pts, 3 reb, 6 ast 37 minutes vs. Las Vegas (5/28/26)

#35 Azzi Fudd
G • 5-11 • Connecticut • First Season

2026 Averages	Notables	Last Time Out
12.6 pts 1.4 reb 1.3 ast 1.1 stl 1.0 blk	No. 1 Overall Pick in 2026 WNBA Draft; Only rookie in WNBA history to record a game with at least 24 points, 3 assists, 3 steals, 2 blocks and 6 3PM (vs. NYL 5/24); Hit 5 3PM in the third quarter on 5/24 vs. NYL- setting a new WNBA rookie record; 2025 NCAA National Champion & Tournamnet MOP; 2026 AP, USBWA and Wooden Award All American; 2x All-BIG EAST First team (25, 26);	22 pts, 3 reb, 2 ast, 1 stl, 1 blk 37 minutes vs. Las Vegas (5/28/26)

#24 Arike Ogunbowale
G • 5-8 • Notre Dame • Eighth Season

2026 Averages	Notables	Last Time Out
13.6 pts 1.9 reb 2.9 ast 0.6 stl	Re-signed with Dallas on April 11, 2026; Originally drafted No. 5 overall by Dallas in 2019; Franchise all-time leader in points, FGM, 3PM and FTM; 4x WNBA All-Star, 2x All-Star Game MVP, All-WNBA First-Team (2020), All-WNBA Second-Team (2021, 2024), WNBA All-Rookie Team (2019); Won 2026 Unrivaled Championship with Mist Basketball Club alongside A. Smith and L. Yueru	1 pt, 2 ast 17 minutes vs. Las Vegas (5/28/26)

#20 Maddy Siegrist
F • 6-2 • Villanova • Fourth Season

2026 Averages	Notables	Last Time Out
6.4 pts 2.6 reb 0.8 ast	Made her first start of 2026 and played in her 100th career game on 5/28 vs. LVA; Competed at Unrivaled during 2026 season with Laces Basketball Club; Averaged career-highs in scoring, rebounds, steals and blocks in 2025; Missed 18 games with a right knee injury; Wings exercised fourth-year rookie contract option on May 6, 2025; third overall pick in the 2023 WNBA Draft; 2x BIG EAST Player of the Year at Villanova (2022, 2023)	8 pts, 7 reb, 1 ast 16 minutes vs. Las Vegas (5/28/26)

#32 Jessica Shepard
F • 6-4 • Notre Dame • Sixth Season

2026 Averages	Notables	Last Time Out
13.0 pts 11.4 reb 6.5 ast 1.1 stl	Signed with Dallas on April 11, 2026; Originally drafted No. 16 overall by Minnesota in 2019; Recorded third career-triple-double and fourth triple-double in Wings history on May 28 vs. Las Vegas with 22 points, 20 rebounds and 10 assists- becoming the only player in WNBA history to record that stat line; Owns the only two triple-doubles in the WNBA this season; Leads the Wings in RPG and APG	22 reb, 20 reb, 10 ast 37 minutes vs. Las Vegas (5/28/26)

Status Report - May 31, 2026

Alysha Clark- PROBABLE (left arm)
Awak Kuier- OUT (right wrist)

Dallas Wings PR

Pam Flenke, SVP and Chief Communications Officer • pflenke@dallaswings.com
Caroline O'Keefe, Communications Director • cokeefe@dallaswings.com
Jason Riedmiller, Communications Coordinator • jriedmiller@dallaswings.com

Numerical Roster

#	Name	Pos.	Ht.	D.O.B.	Exp.	From
1	Odyssey Sims	G	5-8	8-13-1992	12 yrs	Baylor/USA
5	Paige Bueckers	G	6-0	10-20-2001	1 yr	Connecticut/USA
6	Costanza Verona*	G	5-7	8-6-1999	R	Italy
7	Alysha Clark	F	5-11	7-7-1987	13 yrs	Middle Tennessee/USA
8	Alanna Smith	F	6-4	9-10-1996	7 yrs	Stanford/Australia
10	Aziaha James	G	5-10	11-19-2002	1 yr	North Carolina State/USA
11	JJ Quinerly	G	5-8	10-24-2002	R	West Virginia/USA
12	Dulcy Fankam Mendjiadeu*	F-C	6-3	7-26-1999	3	South Florida/Cameroon
20	Maddy Siegrist	F	6-2	5-22-2000	3 yrs	Villanova/USA
24	Arike Ogunbowale	G	5-8	3-2-1997	7 yrs	Notre Dame/USA
28	Li Yueru	C	6-7	3-28-1999	3 yrs	China
32	Jessica Shepard	F	6-4	9-11-1996	5 yrs	Notre Dame/USA
34	Awak Kuier	F	6-6	8-19-2001	3 yrs	Finland
35	Azzi Fudd	G	5-11	11-11-2002	R	Connecticut/USA

*development player

Alphabetical Roster

#	Name	Pos.	Ht.	D.O.B.	Exp.	From
5	Paige Bueckers	G	6-0	10-20-2001	1 yr	Connecticut/USA
7	Alysha Clark	F	5-11	7-7-1987	13 yrs	Middle Tennessee/USA
12	Dulcy Fankam Mendjiadeu*	F-C	6-3	7-26-1999	3	South Florida/Cameroon
35	Azzi Fudd	G	5-11	11-11-2002	R	Connecticut/USA
10	Aziaha James	G	5-10	11-19-2002	1 yr	North Carolina State/USA
34	Awak Kuier	F	6-6	8-19-2001	3 yrs	Finland
24	Arike Ogunbowale	G	5-8	3-2-1997	7 yrs	Notre Dame/USA
11	JJ Quinerly	G	5-8	10-24-2002	R	West Virginia/USA
32	Jessica Shepard	F	6-4	9-11-1996	5 yrs	Notre Dame/USA
20	Maddy Siegrist	F	6-2	5-22-2000	3 yrs	Villanova/USA
1	Odyssey Sims	G	5-8	8-13-1992	12 yrs	Baylor/USA
8	Alanna Smith	F	6-4	9-10-1996	7 yrs	Stanford/Australia
6	Costanza Verona*	G	5-7	8-6-1999	R	Italy
28	Li Yueru	C	6-7	3-28-1999	3 yrs	China

*development player

Coaches & Staff

Head Coach: Jose Fernandez
 Assistant Coach: Camille Smith
 Assistant Coach: David Adkins
 Assistant Coach: Empress Davenport
 Assistant Coach: Mike Neighbors
 Director of Player Development: LaMont Russell
 Assistant Player Development Coach and Strategist: Justin Keller
 Video Coordinator: Anthony Brammer
 Basketball Operations Manager: Kiara Madison
 Basketball Operations Coordinator: Anecia Coleman

Director of Sports Medicine and Player Health: Allison Russell
 Associate Head Athletic Trainer: Aiyana Williams
 Strength and Conditioning Coach: Preston Smith
 Team Physician: Dr. Ankit Patel
 Team Chiropractor: Neal Griffen, DC
 Team Psychologist: Dr. Trent Petrie
 Team Nutritionist: Brittney Bearden
 Massage Therapist: Erika Glassey

Pronunciation Guide

Paige Bueckers	uh-LEE-sha	BECK-ers
Alysha Clark	dull-see	fan-come men-gee-AHH-due
Dulcy Fankam Mendjiadeu	ay-zee (sounds like letter A then letter Z)	
Azzi Fudd	uh-ZEYE (rhymes with eye)-uh	
Aziaha James	uh-WOK (rhymes with rock)	KOO-ear
Awak Kuier	ar-EE-kay	OH-goon-buh-WALL-ay
Arike Ogunbowale		SEE-grist
Maddy Siegrist		
Alanna Smith	uh-LAN-uh (like Atlanta)	
Li Yueru	LEE	yuh-roo

How The Wings Were Built

Draft	Trade	Free Agency
Arike Ogunbowale 2019 (Round 1, 5th Pick Overall)	Li Yueru (2025, from Seattle)	Alysha Clark (2026)
Awak Kuier 2021 (Round 1, 2nd Pick Overall)		Dulcy Fankam Mendjiadeu (2026)
Maddy Siegrist 2023 (Round 1, 3rd Pick Overall)		Alanna Smith (2026)
Paige Bueckers 2025 (Round 1, 1st Pick Overall)		Jessica Shepard (2026)
Aziaha James 2025 (Round 1, 12th Pick Overall)		Odyssey Sims (2026)
JJ Quinerly 2025 (Round 3, 27th Pick Overall)		Costanza Verona (2026)
Azzi Fudd 2026 (Round 1, 1st Pick Overall)		

2026 Broadcast Schedule

Day	Date	Home/Away	Opponent	Location	Time (CT)	Network
Thursday	April 30	Away	Indiana	Indianapolis, IN	6:00 PM	ION
Sunday	May 3	Home	Las Vegas	Austin, TX	6:00 PM	ION
Saturday	May 9	Away	Indiana	Indianapolis, IN	12:00 PM	ABC
Tuesday	May 12	Home	Atlanta	Arlington, TX	7:00 PM	KFAA
Thursday	May 14	Home	Minnesota	Arlington, TX	7:00 PM	Prime
Monday	May 18	Home	Washington	Arlington, TX	7:00 PM	Peacock/KFAA
Wednesday	May 20	Away	Chicago	Chicago, IL	8:00 PM	USA/KFAA
Friday	May 22	Away	Atlanta	Atlanta, GA	6:30 PM	ION
Sunday	May 24	Away	New York	Brooklyn, NY	2:30 PM	NBC
Thursday	May 28	Home	Las Vegas	Arlington, TX	7:00 PM	Prime
Monday	June 1	Home	Seattle	Arlington, TX	7:00 PM	USA/KFAA
Friday	June 5	Away	Los Angeles	Los Angeles, CA	9:00 PM	ION
Tuesday	June 9	Away	Minnesota	Minneapolis, MN	7:00 PM	KFAA
Thursday	June 11	Home	Phoenix	Arlington, TX	8:00 PM	Prime
Saturday	June 13	Away	Portland	Portland, OR	7:30 PM	KFAA
Monday	June 15	Home	Las Vegas	Arlington, TX	7:00 PM	USA/KFAA
Wednesday	June 17	Away	Golden State	San Francisco, CA	9:00 PM	KFAA
Saturday	June 20	Home	Chicago	Arlington, TX	7:00 PM	CBS
Monday	June 22	Away	Seattle	Seattle, WA	9:00 PM	KFAA
Thursday	June 25	Away	Las Vegas	Las Vegas, NV	9:00 PM	USA/KFAA
Sunday	June 28	Home	Minnesota	Arlington, TX	1:00 PM	CBS
Thursday	July 2	Away	Connecticut	Hartford, CT	7:00 PM	Prime/KFAA
Sunday	July 5	Away	Toronto	Toronto, ON	2:00 PM	KFAA
Tuesday	July 7	Away	New York	Brooklyn, NY	7:00 PM	ESPN
Friday	July 10	Away	Toronto	Montreal, QC	6:30 PM	ION
Sunday	July 12	Home	Chicago	Dallas, TX	6:00 PM	ESPN
Thursday	July 16	Home	New York	Arlington, TX	8:00 PM	Prime
Sunday	July 19	Home	Los Angeles	Arlington, TX	12:00 PM	ABC
Wednesday	July 22	Away	Portland	Portland, OR	9:00 PM	USA/KFAA
Wednesday	July 29	Home	Atlanta	Arlington, TX	7:00 PM	USA/KFAA
Friday	July 31	Away	Washington	Washington, DC	6:30 PM	ION
Sunday	August 2	Home	Connecticut	Arlington, TX	6:00 PM	ESPN
Wednesday	August 5	Away	Washington	Washington, DC	6:30 PM	KFAA
Friday	August 7	Home	Golden State	Dallas, TX	8:30 PM	ION
Sunday	August 9	Away	Minnesota	Minneapolis, MN	2:30 PM	NBC
Wednesday	August 12	Home	Toronto	Arlington, TX	7:00 PM	USA/KFAA
Friday	August 14	Away	Indiana	Indianapolis, IN	6:30 PM	ION
Monday	August 17	Away	Golden State	San Francisco, CA	9:00 PM	Peacock/KFAA
Thursday	August 20	Home	Indiana	Dallas, TX	7:00 PM	Prime/KFAA



2026 Dallas Wings Nike Rebel Edition Uniform

Arlington, TX (May 8, 2025) — The Dallas Wings in partnership with the WNBA and Nike, have unveiled their newest WNBA Nike Rebel Edition Uniform, the team announced today. The Wings' new Rebel Edition uniform represents a bold celebration of Dallas, the evolution of the franchise, and the rich history of women's basketball in the city. Several elements of the uniform serve as symbols and homages to the city of Dallas. The design process began two years ago alongside the organization's announcement that it would move to Dallas full-time, with the goal of creating a uniform deeply rooted in the culture and landmarks of the city.



Most significantly, the uniform honors the legacy of women's professional basketball in Dallas. The script lettering across the jersey draws inspiration from the logo of the historic Dallas Diamonds teams that competed in the late 1970s and 1980s in the WBL and WABA. Additional nods to the Dallas Diamonds appear throughout the uniform, including a diamond detail featured within the "Wings" wordmark on the shorts.

The jersey prominently features "Dallas" across the chest as a reflection of the team's connection to the city and its future downtown presence. The royal blue colorway also serves as a nod to the franchise's early years in North Texas, reviving a fan-favorite color that had not been worn on court since 2017.

Additionally, several design details pay tribute to iconic elements of the Dallas skyline. The shorts feature patterns inspired by the city's signature cable and arch bridges, including the famous Margaret Hunt Hill Bridge. The jersey piping incorporates a crisscross pattern modeled after the illuminated aluminum framework of Dallas's Reunion Tower.

Dallas Wings Select Azzi Fudd No. 1 Overall In 2026 WNBA Draft

New York, NY (April 13, 2026) — The Dallas Wings selected University of Connecticut guard Azzi Fudd with the No. 1 overall pick in Monday's WNBA Draft 2026 presented by State Street Investment Management SPY. A 5-11 sharpshooting guard, Fudd comes to Dallas after five years with the Huskies, including the 2025 NCAA Championship season.


Accolades poured in for Fudd during her final season in Storrs, claiming All-America honors from the Associated Press, USBWA and Wooden Award. She was the 2026 BIG EAST Scholar-Athlete of the Year and All-BIG EAST First Team member, while also earning NCAA Fort Worth Regional 1 All-Region Team recognition, leading the Huskies to their 25th trip to the Final Four.

Fudd played her best collegiate basketball season in 2025-26. Starting all 39 games, she averaged a career-high 17.7 points per game on personal-best shooting percentages (.489/.455/.955). She set single-season career highs in points (673), rebounds (100), assists (117), blocks (18) and steals (97). Her three-point percentage ranked fifth nationally, while total three-pointers made (117) led all of Division I.

During her redshirt-junior season in 2024-25, Fudd helped lead the Huskies to their 12th national title. She averaged 17.5 points per game in the NCAA Tournament alone, highlighted by 24 points in the National Championship win over South Carolina. Fudd was named the NCAA Final Four Most Outstanding Player. She also earned 2025 All-BIG EAST First Team honors and was voted to the BIG EAST All-Tournament Team.



Azzi Fudd Let's It Fly in Road Win Over Liberty



Brooklyn, NY (May 24, 2026)- Rookie Azzi Fudd had a career-showing in the Wings' 91-76 win over the Liberty on May 24. She finished with a career-high and team-best 24 points, two rebounds, three assists, three steals and two blocks in 32 minutes of action.

- Fudd scored 17 of her 24 points in the third quarter, tying for the second-most by a rookie in a quarter since the WNBA transitioned to quarters in 2006 and the most by a rookie in single quarter since 2022 (Rhyne Howard, May 15, 2022).
- She finished with six three-point field goals, the most by a rookie in Wings history. She scored five threes in the third quarter- setting a new WNBA rookie record for three-point field goals made in a single quarter. Her 24 points are tied for the second-most by a rookie this season behind Jovana Nogic (27 points, May 15, 2026).
- She is the only rookie in WNBA history to record a game with 24+ points, 3+ assists, 3+ steals, 2+ blocks and 6+ three-point field goals.

Jessica Shepard Rewrites WNBA Record Books with Historic Triple-Double

Arlington, TX (May 28, 2025) — Wings Forward Jessica Shepard had a career-outing in the Wing's 95-87 win over the Aces on Thursday night. She finished with a career-high tying 22 points, a career-high 20 rebounds and 10 assists, making her the first player in WNBA history to record a stat line of at least 22 points, 20 rebounds and 10 assists.

- The triple-double marked her second of the 2026 season and third of her career. She is the only player in the WNBA thus far with a triple-double this season.
- She is now the Wings' all-time league in career triple-doubles (2) after just eight games in a Dallas uniform and is tied with Candace Parker and Caitlin Clark for third all-time in league history in career regular season triple-doubles (3).
- The game also marked her fifth straight game with at least a double-double, tying Teaira McCowan and Glory Johnson for fourth longest in Wings history.
- Shepard is the first player to grab 20 rebounds this season across the WNBA and also just the second player in Wings history to grab at least 20 rebounds in a regular season game (Glory Johnson- July 5, 2016, 22 rebounds).
- The outing was Shepard's fourth game this season with 10+ points, 10+ rebounds and 5+ assists, the most across the WNBA through May 30. The rest of the league has seven such games combined.

Jessica Shepard
PLAYER OF THE GAME
PRESENTED BY Neutrogena

22	20	10
POINTS	REBOUNDS	ASSISTS



Notable Storylines

Notable Storylines

- **Azzi Gets the Nod...** Azzi Fudd entered the Wings' starting lineup on Thursday night against the Aces and recorded her second straight outing with 20+ points. She finished two-shy of her career-best with 22 points, three rebounds, two assists, one steal and one block in a career-high 37 minutes. Fudd is the only rookie this season to score 20+ points in back-to-back wins. She has scored at least 12+ points in four of her last five contests.
- **Getting on the Glass...** The Wing grabbed a season-high 39 rebounds in their win over the Aces on Thursday night. 31 of those boards came from the defensive glass, as Dallas outrebounded Las Vegas, 39-33, on the evening. Dallas is 3-0 on the season when outrebounding its opponent.
- **One Month In...** The Wings finished the month of May with five wins to start the season. Since moving to North Texas in 2016, the Wings have only won five games in the month of May on two occasions (2022 and 2026).
- **WNBA Stat Leaders...** As of games through May 30, the Wings led the WNBA in assists per game (23.4), three-point percentage (37.2%), offensive rating (112.7) and fast break points per game (12.9). Jessica Shepard lead the WNBA in rebounds per game (11.4) and is fourth in the league in assists per game (6.5). As of games through May 30, she is the only player in the WNBA averaging at least 10+ points, 10+ rebounds and 5+ assists per game. Azzi Fudd is currently fourth amongst rookies in points per game (12.6), third in field goal percentage (57.1%) and second in blocks per game (1.0).
- **Triple It...** The Wings hit a season-high 15 three-point field goals in their win over the Liberty on May 24. Azzi Fudd accounted for six, while Arike Ogunbowale hit five from beyond the arc. It marked just the third game in Wings history and 30th in league history when two teammates have made at least five three-point field goals.
- **Awak Heating Up...** After averaging 3.0 points over the Wings' first five games, Awak Kuier has started to heat up offensively. Over the last three contests, Kuier has quadrupled that point production and then some, posting 12.7 points per game.
- **Shepard at the Top...** As of games through May 30, Jessica Shepard is only player in the WNBA averaging at least 10+ points, 10+ rebounds and 5+ assists per game. The 6-4 currently leads the Wings in rebounds per game (11.4) and assists per game (6.5), while ranking third on the team in scoring (13.0).
- **Another Game, Another Milestone...** Paige Bueckers eclipsed the 820 point, 160 rebound and 225 assist marks in her career in the Wings' 91-76 win over the Liberty on May 24, tying Caitlin Clark for the fastest player in WNBA history to hit those stat totals (43 games). She is also the only player in the WNBA thus far with at least 130 points, 20 rebounds and 35 assists recorded this season.
- **Awak's Night...** In the Wing's game on May 22 against Atlanta, Awak Kuier notched a career-high 16 points in historic fashion. She went a perfect 6-6 from the field becoming just the seventh player in Wings history to shoot 100-percent from the field while taking at least six attempts and the first to do so taking multiple three-point attempts (2-2).
- **800 club...** Paige Bueckers eclipsed 800 career points, 225 career assists and 300 career field goals made in the Wings' game on May 22 against the Dream, making her the fastest player in WNBA history to hit those totals in just 42 career games. She passed Cynthia Cooper-Dyke for the top spot in league history, who achieved those career totals in 49 games.
- **Rook on Defense...** Rookie Azzi Fudd notched a career-high three blocks in Dallas's game in Atlanta on May 22. She joins Flau'jae Johnson as the only two rookies this season to record at least three blocks in a game. Fudd is also just one of three rookie guards in Wings history (Bueckers, Uzun) to tally three blocks in a single outing.
- **Triple-Double Jess...** Jessica Shepard came up big for the Wings in Wednesday's game against the Sky, tallying her second career triple-double with a season-high 18 points, 10 rebounds and a career-high 12 assists. Shepard now owns the first triple-double of the 2026 WNBA season and just the third triple-double in Dallas Wings history. She also ties Veronica Burton for most assists dished out in a single game this season across the league (as of 5/20).
- **Arike's Assists...** In the May 20 win over the Sky, Arike Ogunbowale eclipsed 900 career assists, becoming the fastest player in WNBA history to hit 4500 points, 900 assists and 300 steals, accomplishing the feat in 229 games. She passed Diana Taurasi who hit those marks in 242 games.
- **Milestones for P...** Paige Bueckers recorded her tenth straight games with 15+ points and 2+ assists, finishing Wednesday's game with 24 points and four assists, tying her personal longest streak set from July 25-August 20 a season ago. It is also the longest active streak in the WNBA. Bueckers is the first player this season with over 100 points and 25 assists (104 points, 26 assists).
- **Shepard Stepping Up...** Jessica Shepard stepped up in the Wing's 92-69 win over the Mystics on May 18, recording a double-double with 12 points, 16 rebounds, and six assists. Shepard's 16 rebounds tied Angel Reese for most in a single game this season. The double-double marked her first of the season and 20th of her career. Since moving to North Texas in 2016, only five Wings players have notched 16+ rebounds in a regular season match up.
- **Through 40 games..** Paige Bueckers finished Monday's game with 18 points, bringing her career total to 772 over 40 career games. The total is fifth most through the first 40 games of a career in WNBA history, behind Cynthia Cooper (915), Seimone Augustus (879), A'ja Wilson (776) and Cappie Pondexter (774).
- **Paige Getting It Done...** In last Thursday's contest against Minnesota, Paige Bueckers eclipsed 750 career points with her 27-point outing. She achieved the feat in 39 career games, fastest all-time in Wings history, passing teammate Arike Ogunbowale (40). Bueckers is also now tied with Caitlin Clark for fastest player in WNBA history to reach 750 points and 200 assists.
- **Getting to the Charity Stripe...** On May 14 against Minnesota, Dallas shot a season-best 86.4% (19/22) from the free-throw line. Paige Bueckers accounted for 10 of those points from the stripe, as she notched new career-highs for free throws made and free throws attempted (11).
- **Another Game, Another Milestone...** On May 12 against Atlanta, Arike Ogunbowale eclipsed 4,500 points in her WNBA career. She achieved the feat in 226 career games, placing her behind only Breanna Stewart (217), A'ja Wilson (217) and Diana Taurasi (219) for fastest in WNBA history to reach the mark.
- **Eyes on the Wings...** The Wings' May 9 season opener at the Indiana Fever aired nationally on ABC and averaged 2.5 million viewers. The game was the second most-watched WNBA regular season game ever across ESPN networks.
- **Hot Start from the Field...** In their season opener at Indiana, the Wings shot 59.1% (39/66) from the floor in the win, marking just the sixth time in franchise history and first since 2023 the team has shot 59% or better in a regular season contest. The 59.1% field goal percentage is also good for second-best in WNBA history by any team in a season opener.
- **Over the Century Mark...** May 9th's opening game marked the first season opener in WNBA history where both teams scored 100 points. Additionally, Dallas's 107 points marks a new WNBA record for most points scored in a season opener. The Wings have hit 107 points in just 15 games in franchise history and only 12 times when the game ends in regulation.
- **Efficient PB5...** Reigning WNBA Rookie of the Year Paige Bueckers picked up right where she left off in 2025, finishing the season opener with 20 points and shooting 80% from the field (8/10). She now has three career WNBA games with at least 20 points on 80% FG or higher. Only three guards in league history have more such games (Lindsay Whalen, Chelesea Gray- 6, Sue Bird- 4).
- **All-Time Arike...** Eighth-year veteran guard Arike Ogunbowale enters the 2026 season as the Wings' all-time leader in points, field goals made, three-pointers made and free throws made. She currently sits just 21 assists and 45 steals away from becoming the franchise's all-time leader in those categories as well.

Dallas Wings Partner with Kroger

Arlington, TX (May 13, 2026) – The Dallas Wings and America’s Local Grocer, Kroger kicked off their partnership on Tuesday night at the Wings home opener. As a Proud Partner of the Dallas Wings, Kroger served as the presenting sponsor of Tuesday’s tilt against the Atlanta Dream, and will continue to be a key part of the 2026 Wings season through in-arena signage, social and digital marketing, and community activations.

During the game, Kroger’s Texas Division made a \$150,000 matching grant to the Tarrant Area Food Bank’s Summer Feeding program, as part of the grocer’s Zero Hunger Zero Waste impact plan. Kroger’s principle of caring for the community is pivotal to the partnership with the Wings. Kroger will serve as the Presenting Partner of Dallas Wings Youth Basketball Community Clinics, which will take place in the Dallas-Fort Worth area to further strengthen the relationship with local youth and families.

Dallas Wings Sell Out 2026 Home Opener

Arlington, TX (May 11, 2026) – The Dallas Wings announced today that tickets for the 2026 Home Opener presented by Kroger on Tuesday, May 12 against the Atlanta Dream have officially sold out. Tipoff is scheduled for 7 p.m. CT at College Park Center.

Fans in attendance can expect a full slate of game-night festivities as the 2026 Wings roster is introduced and takes the home floor for the first time this season. The team will debut its new Nike Rebel Edition uniforms at home, and fans will have the opportunity to explore a Rebel uniform showcase exhibit on the concourse, offering an up-close look at the team’s newest designs and style details.

The home opener marks the start of the Wings’ 11th season in North Texas. Dallas enters Tuesday’s matchup fresh off a 107–104 road victory over the Indiana Fever on Saturday, May 9, in Indianapolis. The game against Atlanta opens a three-game homestand, with the Wings set to host the Minnesota Lynx on Thursday, May 14, and the Washington Mystics on Monday.

On April 21, the Wings announced that Season Ticket Memberships for the 2026 season have sold out, marking the third consecutive year the franchise has achieved the milestone.

Dallas Wings Announce 2026 Broadcast Schedule

Arlington, TX (April 22, 2026) – The Dallas Wings released the team’s 2026 broadcast and streaming schedule today. KFAA returns for a second consecutive year as the exclusive local television partner of the Dallas Wings, with the TEGNA station slated to air 24 contests.

The WNBA previously announced additional national television partners that will begin coverage in 2026, including NBC, Peacock and USA Network, joining the previous lineup of ABC, ESPN, CBS, ION, Prime and NBA TV. The Dallas Wings will make multiple appearances across each national network.

Announced last April, the Wings reached additional agreements with TEGNA, Gray Media, and Corridor Television to expand the team’s local TV footprint beyond DFW, bringing free, over-the-air Wings games to 6.3 million households across 12 markets. The Dallas Wings are among the league leaders in both geographic reach and the number of households with access to local broadcasts.

The Wings tip off the 2026 season on ABC when they visit the Indiana Fever on May 9 at noon CT. In total, Dallas has seven games on national broadcast networks, including three on CBS, two on NBC and two on ABC.

Additionally, ESPN will air three Dallas regular-season games, beginning with the July 7 tilt at the New York Liberty.

Newcomer USA Network has nine Wings games slated to air, all of which will also be available locally in the Dallas-Fort Worth area on KFAA 29. USA’s coverage tips off on May 20 at the Chicago Sky. Peacock has two Dallas games set to stream, beginning with May 18 at home against the Washington Mystics. Peacock games will also air on KFAA.

ION remains the exclusive home for the WNBA on Friday nights with six Wings games slated for the network. Dallas makes its ION debut on May 22 at the Atlanta Dream.

In total, six Wings games will stream on Prime, with two (July 2 at Connecticut; Aug. 20 vs. Indiana) also airing on KFAA. The first Prime exclusive is slated for May 14 at home against the Minnesota Lynx.

NBA TV will air a trio of Dallas games alongside KFAA, beginning with a June 25 matchup at the Las Vegas Aces.

Dallas Wings Sell Out of Season Ticket Memberships for Third Consecutive Season

Arlington, TX (April 21, 2026) – The Dallas Wings announced the team has sold out of its Season Ticket Memberships for the 2026 season, marking the third straight year the Wings organization has accomplished the feat. Today’s announcement also includes all premium seating, with all courtside and suite inventory officially sold out. Information regarding a waitlist for 2027 Season Ticket Memberships will be shared at a later date.

Dallas Wings Sign Odyssey Sims

Arlington, TX (April 16, 2026) – The Dallas Wings have signed veteran guard Odyssey Sims, the team announced today. Sims, originally drafted No. 2 overall by the franchise in 2014, rejoins the team for the 2026 season. The 5-8 guard brings a wealth of experience to the Wings, having made stops with Dallas (2014-2016, 2023, 2024), Los Angeles (2017, 2018, 2024, 2025), Minnesota (2019, 2020, 2022), Atlanta (2021), Connecticut (2022) and Indiana (2025) throughout her 12-year professional career. Over her time in the W, Sims has picked up WNBA All-Star (2019), WNBA All-Second Team (2019) and WNBA All-Rookie Team honors (2014).

In 2025, Sims began the season with the Sparks, appearing in 12 contests, before closing the year with the Fever. She averaged 10.3 points, 1.8 rebounds and 4.0 assists over 12 regular season contests with Indiana and helped guide the team to their first WNBA Semifinals appearance since 2015. Sims led the Fever in assists (4.4) and steals (1.4) per game during postseason action and finished second on the team in scoring (14.4).

Sims enjoyed a successful WNBA offseason, taking home the 2026 Athletes Unlimited Pro Basketball Champion crown while finishing the season with 6,764 leaderboard points. She averaged 26.2 points per contest and finished in double-digits in all 12 games. She became the first player in league history to surpass 30,000 leaderboard points.

The Irving, Texas native was a standout at Baylor University from 2010-2014 where she helped lead the program to a NCAA National Championship title in 2012.

Dallas Wings Sign Three-Time WNBA Champion Alysha Clark

Arlington, TX (April 14, 2026) – The Dallas Wings have signed veteran forward and defensive specialist Alysha Clark, the team announced today.



Clark brings 13 seasons of WNBA experience to Dallas, having played for Seattle (2012–2020, 2025), Washington (2022, 2025), and Las Vegas (2023–2024) throughout her accomplished career. The 5-11 forward is one of five active players with at least 400 games played, averaging 6.6 points, 3.4 rebounds, 1.5 assists and 0.7 steals and shooting 47.7% from the field over 423 appearances. In 2025, Clark opened the season with Seattle, appearing in 27 games before a midseason trade sent her to Washington to close out the year.

Clark is a three-time WNBA Champion, winning two titles with Seattle (2018, 2020) and one crown with Las Vegas (2023). She has also picked up WNBA Sixth Player of the Year (2023), WNBA All-Defensive First Team (2020) and WNBA All-Defensive Second Team (2019) honors throughout her tenure. Clark currently holds the third highest Effective Field Goal Percentage (.567) and 13th highest True Shooting Percentage (.593) in WNBA history. She is also the only player in league history with at least 2700 points, 1400 rebounds, 600 assists, 350 three-point field goals made, shooting at least 47% from the field.

Dallas Wings and GEICO Announce Multi-Year Partnership
Arlington, TX (April 13, 2026) – The Dallas Wings and GEICO today announced a new multi-year partnership reflecting a shared commitment to women’s sports, youth development, and community impact across North Texas.

As an Official Partner of the Dallas Wings, GEICO will play a role in enhancing the ways fans connect with the team throughout the season, including game-day experiences, team storytelling, and youth engagement. GEICO will also serve as the Presenting Partner of Dallas Wings Youth Basketball Summer Camps and will collaborate with the Dallas Wings on service initiatives across the region.

GEICO was founded in Fort Worth in 1936 and is celebrating its 90th anniversary this year. The partnership with the Dallas Wings builds on GEICO’s growing investment in North Texas, including its continued expansion in the Dallas-Fort Worth area and its support of major local sports organizations such as the Dallas Stars and Dallas Cowboys. Together, these partnerships reflect GEICO’s long-term commitment to the region and to investing in professional sports that unite communities and inspire fans.

GEICO will be visible throughout the Dallas Wings’ home venues, including College Park Center and American Airlines Center, where the team will play three regular-season home games this season. The partnership will be reflected across key game-day elements throughout each venue.

Beginning with Monday night’s WNBA Draft, in which the Dallas Wings selected Azzi Fudd as the No. 1 overall pick, GEICO will also be integrated across the team’s social media channels. With a rapidly growing audience, the Dallas Wings rank among professional sports leaders in social engagement, recording a 120 percent increase in followers and a 266 percent increase in engagement over the past year.

As part of the sponsorship, GEICO will serve as the Presenting Partner of Dallas Wings Youth Basketball Summer Camps. Over the last two years, Dallas Wings Youth Programs have seen significant growth in both participation and the number of events. After a tenfold increase in camps and clinics between 2023 and 2025, the Dallas Wings anticipate offering more than 50 percent additional events in 2026, expanding programs across North Texas and to new age groups.

Wings Sign Reigning Defensive Player of the Year Alanna Smith

Arlington, TX (April 11, 2026) – The Dallas Wings have signed reigning WNBA Co-Defensive Player of the Year Alanna Smith to a multi-year agreement, the team announced today.

Originally selected eighth overall in the 2019 WNBA Draft by the Phoenix Mercury, Smith joins the Wings following two standout seasons with the Minnesota Lynx (2024, 25). The seven-year veteran has also spent time in Indiana (2022) and Chicago (2023).

In 2025, Smith appeared and started in 42 regular-season games for the Lynx and averaged 9.6 points on 48.5-percent shooting, along with 5.1 rebounds, 2.9 assists, 1.9 blocks, and 1.3 steals in 26.3 minutes per contest. The 6-4 forward was voted the 2025 WNBA Co-Defensive Player of the Year and named to the WNBA All-Defensive First Team following breakout season.

Smith finished third in the league in both blocks per game and total blocks (80) in 2025, setting career highs in both categories. Her 80 blocks established a Lynx single-season franchise record as she became just the eighth player in league history to record 80 or more blocks in a season. She has finished in the top seven in blocks in each of the last three WNBA seasons.

Smith has also enjoyed great success outside the WNBA and her National Team commitments. She has made stops overseas in South Korea, Poland, Turkey and China, and also returned to Australia to compete in WNBL and NBL1 competition. During the 2025-26 WNBA offseason, Smith joined Mist Basketball Club at Unrivaled alongside Wings teammates Arike Ogunbowale and Li Yueru, winning the 2026 Unrivaled championship, contributing 9.0 points and 5.2 rebounds per contest

Arike Ogunbowale Re-Signs With The Dallas Wings

Arlington, TX (April 11, 2026) – The Dallas Wings have re-signed veteran guard and Dallas Wings franchise scoring leader Arike Ogunbowale, the team announced today.

Originally selected fifth overall by the Wings in the 2019 WNBA Draft, Ogunbowale has spent her entire WNBA career in Dallas and has established herself as one of the most accomplished players in franchise and league history. She enters the 2026 season as the Wings’ all-time leader in points, field goals made, three-pointers made and free throws made, while sitting just 42 assists and 50 steals away from becoming the franchise’s all-time leader in those categories as well.

During the 2025 season, Ogunbowale averaged 15.5 points, 2.5 rebounds, 4.1 assists and 1.3 steals across 29 regular-season games. Despite missing 15 games due to injury, her season was highlighted by several historic performances. On July 28 against New York, Ogunbowale matched the franchise’s single-game assists record with 14, adding 15 points and tallying 10 dimes in the first half alone. The performance made her just the third player in WNBA history to record a points-assists double-double in a single half and the first in Wings history to achieve the feat.

Ogunbowale’s résumé is among the most decorated in the WNBA. She is a four-time WNBA All-Star (2021–2024) and a two-time All-Star Game MVP (2021, 2024). Her league honors also include All-WNBA First Team (2020), All-WNBA Second Team (2021, 2024), and WNBA All-Rookie Team (2019). Additionally, she led the league in scoring in 2020 (22.8 ppg) and steals in 2024 (2.1 spg). The 5-8 guard is just one of four active players with at least 4,400 points, 700 rebounds, 850 assists, 330 steals and 500

three-point field goals in her WNBA career and became the fastest player in league history to hit those marks on July 28, 2025 (219 games).

Awak Kuier Returns To The Dallas Wings

Arlington, TX (April 11, 2026) – Center Awak Kuier will return to the Dallas Wings for the 2026 season, the team announced today. Kuier was selected No. 2 overall in the 2021 WNBA Draft by Dallas and played three seasons with the Wings before returning to Europe, where she has been a standout in the Italian and Turkish professional leagues.

During the 2025-26 season in Turkey playing with KBSL runner-up Galatasaray, Kuier averaged 12.9 points, 6.3 rebounds, 1.7 assists, 2.0 blocks and 1.0 steals per game while shooting .593 from the field and .409 from three over 24 games. Over 17 Euroleague contests this year, she posted averages of 12.8 points, 7.8 rebounds, 1.9 assists, 1.6 blocks and 1.0 steals, shooting .654 overall. She led the Euroleague in blocks, finished second in double-doubles (five), was fifth in efficiency and sixth in field goal percentage.

Honors have poured in for Kuier during her time in Europe, including All-Turkish League Third Team (2026), All-Europeans Honorable Mention (2025), All-Italian League First Team (2025), All-Italian League All-Defensive Team (2025), All-Italian League Finals MVP (2024), All-Italian League Second Team (2024) and All-Italian A1 Honorable Mention (2023). She won an Italian Serie A1 Championship in 2024 while finishing runner-up in 2023 and 2025.

The Wings made Kuier the first player from Finland to play in the WNBA back in 2021. Then just 19 years old, the 6-6 center came off the bench over her first three seasons, averaging 2.6 points, 2.5 rebounds and 0.8 blocks over 11.1 minutes per game. Kuier returned to Europe following the 2023 WNBA season.

Wings Sign Forward Jessica Shepard

Arlington, TX (April 11, 2026) – The Dallas Wings have signed Jessica Shepard, the team announced today. Shepard comes to Dallas from the Minnesota Lynx, who drafted the 6-4 forward 16th overall in the 2019 WNBA Draft. Over 40 games in 2025 with Minnesota, she averaged 8.0 points, 7.3 rebounds and 2.6 assists, while shooting a WNBA-best 63.8-percent from the field. Shepard's offensive rebounding average (2.3) ranked seventh in the league while her overall rebounding clip listed 10th.

Over five seasons and 125 games in Minnesota, Shepard has averaged 6.8 points, 6.5 rebounds and 2.7 assists while shooting .535 from the field. Her career shooting percentage ranks ninth among all players since the 2019 season (minimum 300 FGM). During this past WNBA offseason, Shepard played in Italy for Schio. Over 20 games in Italy Serie A1 she averaged 16.8 points, 9.0 rebounds, 2.0 assists and 1.1 steals while shooting 67-percent from three. In 15 Euroleague games, Shepard finished second overall in scoring at 17.0 points per game and first among all players in rebounding (9.5), double-doubles (six) and efficiency.

Wings and CVS Announce Marquee Jersey Patch Sponsorship

Arlington, TX (April 8, 2026) – The Dallas Wings have announced a multi-year collaboration with CVS Pharmacy, the retail division of CVS Health, in a deal that includes marquee jersey patch placement beginning in the 2026 WNBA season. In addition to the jersey patch, the CVS logo will be prominently featured on the Wings home court. CVS will also be the Presenting Partner of the team's youth basketball program across Texas,

helping spearhead Wings events and other community efforts.

The Dallas Wings have enjoyed unprecedented growth in recent years, with the CVS sponsorship, the latest in a series of off-the-court victories for the team. Notable recent business headlines include the selling out of season tickets in back-to-back years for the first time since the team relocated to North Texas leading to historic attendance figures, a landmark local media rights agreement with TEGNA station KFAA, which positioned the Wings as a league leader in both geographic reach and number of households with access to their local broadcasts, the partnering with financial services company Albert, and record-setting television viewership across local and national networks.

Geiselsöder, Jones Selected By Portland Fire In Expansion Draft

April 3, 2026 – Dallas Wings center Luisa Geiselsöder and guard/forward Haley Jones were selected by the Portland Fire in Friday's WNBA Expansion Draft 2026 presented by State Street Investment Management SPY. Both Geiselsöder and Jones were reserved free agents for the Wings, with Portland acquiring their exclusive negotiating rights in the Expansion Draft.

Dallas Wings Announce Coaching Staff

March 27, 2026 – Dallas Wings Head Coach Jose Fernandez has finalized his coaching and bench staff, the team announced on Friday. Fernandez tabbed Camille Smith, David Adkins, Mike Neighbors and Empress Davenport as assistant coaches. Additionally, LaMont Russell was named Director of Player Development, Justin Keller as Assistant Player Development Coach and Strategist, and Anthony Brammer as Video Coordinator.

Jose Fernandez Named Head Coach

October 27, 2025 – The Dallas Wings have named Jose Fernandez as the team's next head coach. A veteran leader, Fernandez brings nearly 35 years of coaching experience to Dallas, with the last 25 years spent as head coach of the University of South Florida women's basketball team. Fernandez helped build the Bulls into one of the most consistently successful programs in the nation.

A proven winner and established leader in player development, Fernandez earned nearly 500 career wins at USF while guiding more than 100 players into professional basketball careers worldwide. Under Fernandez, South Florida has had seven WNBA Draft selections, including current active players Courtney Williams of the Minnesota Lynx and Kitja Laksa of the Phoenix Mercury. In total, nearly 30 of Fernandez's former players are actively playing professionally in 2025-26.

"Jose is one of the most respected veteran coaches in women's basketball," said Dallas Wings Executive Vice President and General Manager Curt Miller. "He is a proven winner and has built sustained success for over two decades at USF. Jose consistently produces professional players and is regarded as an excellent developer of talent. His colleagues from across the country constantly credit his teams for their preparation and grit, while continuously raising the bar for success on the court. He is known for putting his players in a position to succeed. Lastly, as the game and WNBA continue to become global, no coach in this country has recruited and successfully coached international players better than Jose. I can't wait to partner with Jose and support his vision for our Dallas Wings."



Wings-Storm Series

Wings-Storm Series

All-Time (2000-2026)	29-49
Home	15-23
Away	14-26
2026	0-0
Home	0-0
Away	0-0
2026 Schedule	
6/1 at DAL	7 p.m. CT
6/22 at SEA	9 p.m. CT
8/23 at DAL	3 p.m. CT
9/23 at SEA	9 p.m. CT

Series Records - Regular Season

Largest Wings Winning Margin	27- 2x last July 17, 2013 (86-59 W)
Largest Wings Losing Margin	46- August 7, 2010 (111-65 L)
Most Points Scored	106- September 8, 2023 (106-91 W)
Most Points Allowed	111- August 7, 2010 (111-65 L)
Fewest Points Scored	57- 2x August 8, 2019 (69-57 L)
Fewest Points Allowed	45- June 9, 2015 (68-45 W)

Wings Individual Records

Points	41, Arike Ogunbowale, 6/17/23
Rebounds	18, Cheryl Ford, 7/28/06
Assists	10, Arike Ogunbowale, 9/8/23

Storm Individual Records

Points	39, Jewell Loyd, 6/17/23
Rebounds	18, Nneka Ogumwike, 5/19/25
Assists	12, Jordin Canada, 7/12/19

Player Career Highs vs. Seattle Storm

Player	G	FGM	FGA	FG%	3PM	3PA	3P%	FTM	FTA	FT%	PTS
Paige Bueckers	3	7 May 19, 2025 DAL vs. SEA	14 May 19, 2025 DAL vs. SEA	50.00 May 19, 2025 DAL vs. SEA	1 (3 times)	4 Jul 22, 2025 DAL at SEA	50.00 (2 times)	6 Aug 22, 2025 DAL vs. SEA	7 Aug 22, 2025 DAL vs. SEA	85.71 Aug 22, 2025 DAL vs. SEA	19 May 19, 2025 DAL vs. SEA
Alysha Clark	12	5 Jun 23, 2022 WAS at SEA	9 (3 times)	80.00 (2 times)	4 Sep 2, 2023 LVA vs. SEA	6 (2 times)	66.67 (4 times)	4 Sep 2, 2023 LVA vs. SEA	4 Sep 2, 2023 LVA vs. SEA	100.00 (2 times)	16 Sep 2, 2023 LVA vs. SEA
Dulcy Fankam Mendjiadeu	-	-	-	-	-	-	-	-	-	-	-
Azzi Fudd	-	-	-	-	-	-	-	-	-	-	-
Aziaha James	3	3 (2 times)	13 Aug 22, 2025 DAL vs. SEA	50.00 Jul 22, 2025 DAL at SEA	1 Aug 22, 2025 DAL vs. SEA	6 Aug 22, 2025 DAL vs. SEA	16.67 DAL vs. SEA	1 Jul 22, 2025 DAL at SEA	2 Jul 22, 2025 DAL at SEA	50.00 Jul 22, 2025 DAL at SEA	7 (2 times)
Awak Kuier	9	4 Jun 10, 2022 DAL vs. SEA	6 Jun 10, 2022 DAL vs. SEA	100.00 Sep 8, 2023 DAL vs. SEA	0 (9 times)	1 Jun 12, 2022 DAL vs. SEA	0.00 Jun 12, 2022 DAL vs. SEA	1 (2 times)	1 (2 times)	100.00 (2 times)	9 Jun 10, 2022 DAL vs. SEA
Arike Ogunbowale	23	13 Jun 17, 2023 DAL vs. SEA	24 Jun 17, 2023 DAL vs. SEA	58.33 Jul 22, 2025 DAL at SEA	7 Jun 17, 2023 DAL vs. SEA	14 Jun 17, 2023 DAL vs. SEA	80.00 Jul 12, 2019 DAL at SEA	10 Sep 8, 2019 DAL vs. SEA	12 Sep 8, 2019 DAL vs. SEA	100.00 (10 times)	41 Jun 17, 2023 DAL vs. SEA
JJ Quinerly	3	3 Jul 22, 2025 DAL at SEA	8 Jul 22, 2025 DAL at SEA	37.50 Jul 22, 2025 DAL at SEA	0 (3 times)	2 Jul 22, 2025 DAL at SEA	0.00 Jul 22, 2025 DAL at SEA	3 Jul 22, 2025 DAL at SEA	3 Jul 22, 2025 DAL at SEA	100.00 Jul 22, 2025 DAL at SEA	9 Jul 22, 2025 DAL at SEA
Jessica Shepard	13	6 Jun 14, 2022 MIN vs. SEA	10 May 6, 2022 MIN at SEA	71.43 Aug 5, 2025 MIN at SEA	1 May 6, 2022 MIN at SEA	4 May 20, 2021 MIN vs. SEA	33.33 May 6, 2022 MIN at SEA	4 Aug 12, 2022 MIN vs. SEA	4 (2 times)	100.00 (2 times)	13 Aug 5, 2025 MIN at SEA
Maddy Siegrist	9	7 Jun 13, 2024 DAL vs. SEA	15 (2 times)	75.00 (2 times)	2 May 19, 2025 DAL vs. SEA	4 (2 times)	100.00 Aug 2, 2023 DAL at SEA	2 (2 times)	4 Jun 3, 2025 DAL at SEA	100.00 (2 times)	16 Jun 13, 2024 DAL vs. SEA
Odyssey Sims	31	11 Aug 18, 2019 MIN at SEA	17 (2 times)	78.57 Aug 18, 2019 MIN at SEA	3 Aug 26, 2025 IND vs. SEA	7 Jun 15, 2014 TUL vs. SEA	100.00 Aug 18, 2019 MIN at SEA	6 (2 times)	8 Sep 3, 2015 TUL at SEA	100.00 (9 times)	30 Aug 18, 2019 MIN at SEA
Alanna Smith	14	7 June 11, 2024 MIN at LVA	12 July 25, 2023 CHI vs. LVA	77.78 June 11, 2024 MIN at LVA	4 June 11, 2024 MIN at LVA	6 (2 times)	66.67 June 11, 2024 MIN at LVA	2 (3 times)	6 July 25, 2025 MIN vs. LVA	100.00 Aug 23, 2024 MIN vs. LVA	18 June 11, 2024 MIN at LVA
Costanza Verona	-	-	-	-	-	-	-	-	-	-	-
Li Yueru	4	6 Jun 11, 2024 LAS at SEA	9 Jun 11, 2024 LAS at SEA	100.00 Sep 15, 2024 LAS at SEA	2 Jul 22, 2025 DAL at SEA	2 Jul 22, 2025 DAL at SEA	100.00 Jul 22, 2025 DAL at SEA	6 Jun 11, 2024 LAS at SEA	6 Jun 11, 2024 LAS at SEA	100.00 Jun 11, 2024 LAS at SEA	18 Jun 11, 2024 LAS at SEA

Last Meeting: DAL 60, SEA 95 (8/22/25)

Game Leaders	PTS	REB	AST
Dallas	Siegrist (12)	Jones (10)	Berger (3)
Seattle	Malonga (22)	Malonga (9)	Sykes, Diggins (5)

The Dallas Wings fell to the Seattle Storm 95-60 at College Park Center on Friday night. Maddy Siegrist led the Wings with 12 points and five rebounds while Paige Bueckers recorded her 30th consecutive double-digit scoring effort with 11 points, two rebounds and a steal. Bueckers cracked the WNBA's Top 10 list for most points in a rookie season, passing Diana Taurasi and Aliyah Boston for the No. 10 spot with 581 career points. Haley Jones grabbed a career-best 10 boards on the night. Dallas falls to 9-28 on the season and Seattle improves to 19-18. The Storm clinched the 2025 regular season series between the two teams at 3-1

First Quarter: Dallas 16, Seattle 28

The Wings featured a starting lineup of Grace Berger, Bueckers, Siegrist, Jones and Luisa Geiselsöder for the fifth time this season. Berger and Siegrist got the Wings on board first before Seattle answered with a 9-0 run that grew to 25-9, lasting nearly the full quarter. Bueckers paced the Wings to begin with eight points in the first, going 2-of-4 from the floor and 3-of-4 at the free-throw line. Dallas shot just 33% from the floor compared to Seattle's 56% mark.

Second Quarter: Dallas 18, Seattle 20

Siegrist powered Dallas through the second, tallying eight points and four rebounds to total 10 points and five rebounds for the half. Bueckers added 10 points and another five boards. The Wings continued to struggle to connect in the second, shooting just 27% from the floor. However, Dallas won the rebounding battle for the first half, 20-15. Dominique Malonga headlined the Storm off the bench with 13 points, going 6-of-7 from the field for the first half.

Third Quarter: Dallas 11, Seattle 19

Diamond Miller led Dallas with four points off the bench in the third, connecting from deep once. Gabby Williams and Erica Wheeler combined for 13 of Seattle's 17 third-quarter points. The Wings shot 31% from the floor, 25% from deep and 50% at the charity stripe for the third.

Fourth Quarter: Dallas 15, Seattle 28

Wings newcomer Amy Okonkwo recorded six points and a rebound in the fourth, going 3-of-4 from the floor. Seattle's bench produced all of its fourth-quarter offense, led by Malonga who added another seven points and four rebounds to her stat line. Seattle shot 65% from the field, 44% from deep and 50% at the free throw line in the final stanza.

The Wings closed the night shooting 30% from the floor, 17% from deep and 84% at the free-throw line. Dallas won the rebounding battle 36-30. Three of Seattle's bench players finished in double figures, led by Malonga with 22.



WOMEN'S NATIONAL BASKETBALL ASSOCIATION

OFFICIAL SCORER'S REPORT
FINAL BOX

Friday, August 22, 2025 College Park Center, Arlington, TX
Officials: #34 Maj Forsberg, #6 Charles Watson, #25 Kelly Broomfield

Game Duration: 1:56
Attendance: 6063

VISITOR: Seattle Storm (19-18)

	POS	MIN	FG	FGA	3P	3PA	FT	FTA	OR	DR	TOT	A	PF	ST	TO	BS	+/-	PTS	
5 Gabby Williams	F	20:48	3	7	1	2	2	3	1	4	5	1	0	0	0	1	13	9	
3 Nneka Ogumike	F	22:16	2	4	0	1	0	0	0	3	3	4	0	2	2	0	19	4	
13 Ezi Magbegor	C	21:07	3	4	0	0	0	0	0	6	6	1	3	1	0	0	15	6	
20 Brittney Sykes	G	22:16	1	6	0	1	6	9	0	1	1	5	1	0	3	0	21	8	
4 Skylar Diggins	G	19:17	2	7	0	3	2	3	0	3	3	5	3	1	1	1	14	6	
14 Dominique Malonga		30:03	10	12	1	1	1	2	1	8	9	2	2	0	1	3	28	22	
17 Erica Wheeler		20:19	6	8	4	6	1	1	0	0	0	4	2	2	0	0	15	17	
25 Tiffany Mitchell		20:43	5	7	0	1	1	1	0	0	0	1	1	1	1	1	21	11	
8 Lexie Brown		11:37	2	4	1	3	0	0	0	2	2	2	0	0	0	1	14	5	
7 Zia Cooke		06:34	1	4	1	3	2	4	0	0	0	0	0	1	0	0	8	5	
54 Mackenzie Holmes		05:00	1	1	0	0	0	0	0	1	1	0	0	0	0	0	7	2	
			200:00	36	64	8	21	15	23	2	28	30	25	12	8	8	7	35	95
				56.2%		38.1%		65.2%		TM REB: 7			TOT TO: 8 (3 PTS)						

HOME: DALLAS WINGS (9-28)

	POS	MIN	FG	FGA	3P	3PA	FT	FTA	OR	DR	TOT	A	PF	ST	TO	BS	+/-	PTS	
30 Haley Jones	F	23:37	1	7	0	3	0	0	0	10	10	2	1	0	3	0	-23	2	
20 Maddy Siegrist	F	28:41	6	12	0	1	0	0	3	2	5	0	2	0	1	0	-19	12	
18 Luisa Geiselsöder	C	24:21	1	5	1	4	0	0	0	7	7	2	3	1	3	0	-9	3	
5 Paige Bueckers	G	22:21	2	7	1	2	6	7	1	1	2	0	1	1	1	0	-17	11	
9 Grace Berger	G	31:05	1	6	0	1	2	2	1	3	4	3	4	0	2	0	-29	4	
2 Myisha Hines-Allen		16:38	1	5	0	0	3	4	2	3	5	1	2	1	3	0	-20	5	
1 Diamond Miller		23:10	2	7	1	4	3	4	1	1	2	1	3	0	1	0	-24	8	
10 Aziaha James		20:44	3	13	1	6	0	0	0	0	0	0	3	0	1	0	-24	7	
0 Amy Okonkwo		09:23	3	5	0	2	2	2	0	1	1	0	1	0	1	0	-10	8	
			200:00	20	67	4	23	16	19	8	28	36	9	20	3	16	0	-35	60
				29.9%		17.4%		84.2%		TM REB: 13			TOT TO: 18 (21 PTS)						

SCORE BY PERIOD	1	2	3	4	FINAL
Storm	28	20	19	28	95
WINGS	16	18	11	15	60

Inactive: Storm - Samuelson (Not With Team)

Inactive: Wings - Harris (Injury/Illness - Left Knee), Ogunbowale (Injury/Illness - Right Knee), Quinerly (Injury/Illness - Left Knee), Yueru (Injury/Illness - Left Knee)

Points in the Paint: Storm 48 (24/35), WINGS 28 (14/36)

2nd Chance Points: Storm 0 (0/1), WINGS 14 (4/7)

Fast Break Points: Storm 24 (10/12), WINGS 7 (3/7)

Biggest Lead: Storm 37, WINGS 5

Lead Changes: 1

Times Tied: 1

Last Time Out: DAL 95, LVA 87 (5/28/26)

Game Leaders	PTS	REB	AST
Dallas	Shepard, Fudd (22)	Shepard (20)	Shepard (10)
Las Vegas	Wilson (21)	Smith (12)	Gray (8)

Arlington, TX (May 28, 2026) - The Dallas Wings (5-3) earned an emphatic come-from-behind victory over the defending WNBA Champion Las Vegas Aces (4-3), 95-87, at home in front of a sold-out College Park Center. The Wings erased a 13-point deficit to pick up their first win over the Aces since August 27, 2024.

Wings forward Jessica Shepard led the team with her second triple-double in the last eight days and third of her career. She finished with a career-high tying 22 points, a career-high 20 rebounds and 10 assists, making her the first player in WNBA history to record a stat line of at least 22 points, 20 rebounds and 10 assists.

Shepard has scored in double-digits in her last five outings, tying her longest career streak with 10+ points. The game also marked her fifth straight game with at least a double-double, tying Teaira McCowan and Glory Johnson for fourth longest in Wings history. Shepard is the first player to grab 20 rebounds this season across the WNBA and also just the second player in Wings history to grab at least 20 rebounds in a regular season game (Glory Johnson- July 5, 2016, 22 rebounds).

Rookie Azzi Fudd made her first career start in the win, recording her second straight outing with 20+ points. She finished two-shy of her career-best with 22 points, three rebounds, two assists, one steal and one block in a career-high 37 minutes. Fudd is the only rookie this season to score 20+ points in back-to-back wins. She has scored at least 12+ points in four of her last five contests.

Paige Bueckers tallied her fifth 20-point outing of the season, notching 20 points, three rebounds, six assists and two blocks. Awak Kuier rounded out Dallas's double-digit scorers with 12 points, four rebounds and two blocks in 21 minutes off the bench. The outing marks her third consecutive game with at least 10 points, the longest streak in her WNBA career.

Maddy Siegrist played in her 100th career WNBA game tonight, making her first start of the 2026 regular season. She added eight points, a season-high seven rebounds and one assist. Veteran forward Alysha Clark also had a strong performance, notching a season-high six points and one assist, while finishing +11 in a season-high 17 minutes.

The Wings shot 49.3% (33/67) on the evening, while the Aces finished 43.9% (36/82) on the night. Dallas grabbed a season-high 39 rebounds, and outrebounded Las Vegas, 39-33, in the game. The Wings won the second half of action by 16, 50-34, shooting 52.9% (18/34), while holding the Aces to just 35.7% (15/42) in the closing twenty minutes of play.

Dallas outscored Las Vegas in second chance opportunities (17-12), but Las Vegas held the advantage in the paint (48-38), on the fast break (7-4) and from the bench (32-22).

First Quarter: Dallas 21, Las Vegas 26

Dallas debuted a new starting lineup of Paige Bueckers, Azzi Fudd, Arike Ogunbowale, Maddy Siegrist and Jessica Shepard in their eighth game of the regular season. Siegrist opened the scoring for the Wings, nailing a triple to put Dallas up early. Dallas took a 13-9 lead into the first media timeout of the game, with Siegrist accounting for six of the Wings' first 13 points. The Aces outscored the Wings, 17-8, the rest of the quarter to take a 26-21 advantage into the second. Las Vegas's 26 first-quarter points are the most Dallas has given up in a first quarter this season. Siegrist led the Wings with six points and four rebounds to start the game, while Fudd and Bueckers each added four points in the opening quarter.

Second Quarter: Dallas 24, Las Vegas 27

A 10-6 start to the second quarter from Las Vegas prompted Dallas into a timeout with 7:43 to go in the first half, trailing 36-27. Bueckers, Siegrist and Shepard each tallied two points to begin the second for the Wings. Dallas responded on a 9-4 spurt to close the gap to four, 40-36, but Las Vegas notched eight unanswered to take a 48-36 lead and force the Wings into another timeout with 3:40 to play in the second. Dallas trimmed the deficit to single digits at the break, 53-45, closing the quarter on a 9-5 run.

Bueckers led the Wings with 11 points and one assist, while Shepard notched nine points, eight rebounds and five assists through two quarters of play. Dallas shot 45.5% (15/33), while Las Vegas finished 52.5% (21/40) from the floor in the first half. The biggest difference came from the bench, as the Aces' substitutes accounted for 23 points compared to the Wings' eight bench points through twenty minutes of play.

Third Quarter: Dallas 27, Las Vegas 19

The Wings began the second half on a 12-8 run to close the gap to four, 61-57, and force the Aces into a timeout with 6:02 to play in the third. Shepard accounted for six of Dallas's 12 points and Bueckers dished out three assists on that run to open the quarter. A 6-2 spurt from the Aces put them back up eight, 67-59, but the Wings rattled off seven unanswered to make it a two-point game, 67-65, with 3:01 to play in the third. A 7-5 close to the quarter from Dallas tied the game, 72-72, heading into the fourth. Shepard notched 11 points, seven rebounds and two assists, while Fudd added eight points on 3/3 shooting in the third to pace the Wings.

Fourth Quarter: Dallas 23, Las Vegas 15

A baseline bucket from Shepard to begin the fourth quarter gave Dallas a 74-72 lead with 9:17 remaining in the game. Las Vegas answered with a three-pointer from Cheyenne Parker-Tyus, but a three from Awak Kuier and a floater from Fudd pushed the Wings' advantage to four, 79-75, and prompted an Aces timeout with 6:32 to go in the fourth. Dallas continued to push, going on a 14-6 run to take their largest lead of the game, 93-81, with 1:59 to go. Bueckers, Kuier and Fudd all hit triples for the Wings on that crucial stretch. Las Vegas scored six unanswered to cut into Dallas's lead, 93-87, but Dallas was able to hang on in the closing minutes to secure the come from behind 95-87 win.



WOMEN'S NATIONAL BASKETBALL ASSOCIATION

OFFICIAL SCORER'S REPORT

FINAL BOX

Thursday, May 28, 2026 College Park Center, Arlington, TX
 Officials: #28 Clare Simmons, #6 Charles Watson, #29 Jason Alabanza

Game Duration: 2:01
 Attendance: 6251 (Sellout)

VISITOR: Las Vegas Aces (4-3)

	POS	MIN	FG	FGA	3P	3PA	FT	FTA	OR	DR	TOT	A	PF	ST	TO	BS	+/-	PTS	
7 Stephanie Talbot	F	07:11	1	1	0	0	0	0	1	2	3	1	0	0	1	0	-3	2	
3 NaLyssa Smith	F	27:19	4	5	0	0	1	4	4	8	12	0	3	0	1	1	-11	9	
22 A'ja Wilson	C	34:50	10	24	1	1	0	1	1	6	7	3	0	1	2	0	-12	21	
0 Jackie Young	G	33:01	7	20	1	5	0	0	1	2	3	7	2	1	0	0	-15	15	
12 Chelsea Gray	G	33:51	2	10	1	4	3	3	0	3	3	8	3	1	1	1	-2	8	
24 Jewell Loyd		27:45	3	6	2	5	1	2	0	2	2	1	1	0	0	1	-6	9	
23 Chennedy Carter		19:20	6	11	2	4	0	0	0	1	1	0	2	1	0	0	3	14	
32 Cheyenne Parker-Tyus		08:01	3	5	1	1	2	2	1	1	2	0	3	0	0	0	7	9	
1 Kierstan Bell		08:42	0	0	0	0	0	0	0	0	0	1	1	1	0	0	-1	0	
2 Janiah Barker	DNP - Coach's Decision																		
21 Brianna Turner	DNP - Coach's Decision																		
			200:00	36	82	8	20	7	12	8	25	33	21	15	5	5	3	-8	87
				43.9%		40%		58.3%		TM REB: 10				TOT TO: 5 (7 PTS)					

HOME: DALLAS WINGS (5-3)

	POS	MIN	FG	FGA	3P	3PA	FT	FTA	OR	DR	TOT	A	PF	ST	TO	BS	+/-	PTS	
24 Arike Ogunbowale	F	17:44	0	4	0	1	1	1	0	0	0	2	2	0	1	0	-5	1	
20 Maddy Siegrist	F	16:39	3	7	2	3	0	0	2	5	7	1	2	0	0	0	-1	8	
32 Jessica Shepard	C	37:50	8	13	0	1	6	6	4	16	20	10	3	0	2	0	13	22	
35 Azzi Fudd	G	37:44	9	15	3	5	1	2	1	2	3	2	1	1	0	1	15	22	
5 Paige Bueckers	G	37:44	8	18	2	6	2	3	1	2	3	6	2	0	3	2	15	20	
1 Odyssey Sims		06:27	0	0	0	0	2	2	0	1	1	0	0	0	2	0	-7	2	
34 Awak Kuier		21:28	3	5	2	3	4	4	0	4	4	0	1	0	1	2	7	12	
10 Aziaha James		06:27	1	3	0	1	0	0	0	1	1	1	1	0	0	0	-8	2	
7 Alysha Clark		17:57	1	2	1	2	3	4	0	0	0	1	4	0	1	0	11	6	
12 Dulcy Fankam Mendjiadeu	DNP - Coach's Decision																		
11 JJ Quinerly	DNP - Coach's Decision																		
28 Li Yueru	DNP - Coach's Decision																		
			200:00	33	67	10	22	19	22	8	31	39	23	16	1	10	5	8	95
				49.3%		45.5%		86.4%		TM REB: 6				TOT TO: 10 (12 PTS)					

SCORE BY PERIOD	1	2	3	4	FINAL
Aces	26	27	19	15	87
WINGS	21	24	27	23	95

Inactive: Aces - Evans (Injury/Illness - Left Leg)
 Inactive: Wings - Smith (Injury/Illness - Illness), Verona
 Points in the Paint: Aces 48 (24/46), WINGS 38 (19/32)
 2nd Chance Points: Aces 12 (4/8), WINGS 17 (6/7)
 Fast Break Points: Aces 7 (3/6), WINGS 4 (2/4)

Biggest Lead: Aces 13, WINGS 12
 Lead Changes: 6
 Times Tied: 7

Technical fouls - Individual
 Aces (1): Smith 7:14 3rd
 WINGS (1): Shepard 9:29 2nd

Flagrant Fouls
 Aces (0): NONE
 WINGS (1): 1:53 1st Ogunbowale-FLG1

MEMO: Shepard (DAL) tied career high points, set career high rebounds First 22, 20 and 10 game in WNBA history

2026 Wings Situational Stats

Leading after 1 quarter	2-2	Wings Shooting < 40%	0-2
Trailing after 1 quarter	3-1	Wings Shooting > 40%	5-1
Tied after 1 quarter	0-0	Wings Shooting > 50%	2-0
Leading at halftime	2-2	Wings Shooting > 60%	0-0
Trailing at halftime	3-1	Scoring 70+ points	5-2
Tied at halftime	0-0	Scoring <70 points	0-1
Leading after 3 quarters	3-2	Opponent scored 70+ points	4-3
Trailing after 3 quarters	0-1	Opponent scored <70 points	1-0
Tied after 3 quarters	2-0	Outrebounding opponent	3-0
On Sunday	1-0	Outshot opponent	4-1
On Monday	1-0	Outscores opponent in the paint	1-1
On Tuesday	0-1	Outscores the opponent in 2nd chance points	3-1
On Wednesday	1-0	Outscored the opponent in fast break points	3-3
On Thursday	1-1	Commits fewer turnovers than the opponent	2-3
On Friday	0-1	Bench outscored opponent bench	4-3
On Saturday	1-0	Against Western Conference	1-1
In day games	2-0	Against Eastern Conference	4-2
In night games	3-3	In overtime	0-0

2026 Team Leaders (AVG)

MIN	PTS	FGM	FGA	3PM	3PA	FTM	FTA	REB	AST	STL	BLK
Bueckers (33.3)	Bueckers (19.4)	Bueckers (7.0)	Bueckers (13.8)	Bueckers (2.0)	Ogunbowale (5.6)	Bueckers (3.4)	Bueckers (4.3)	Shepard (11.4)	Shepard (6.5)	James/ Smith/Fudd (1.1)	Fudd (1.0)

2026 Team Leaders (Totals)

MIN	PTS	FGM	FGA	3PM	3PA	FTM	FTA	REB	AST	STL	BLK
Bueckers (266)	Bueckers (155)	Bueckers (56)	Bueckers (110)	Bueckers (16)	Ogunbowale (45)	Bueckers (27)	Bueckers (34)	Shepard (91)	Shepard (52)	James (9)	Fudd/Kuier (7)

2026 Double Digit Games

Player	Pts.	Reb.	Ast.	Dble-Dbls
Bueckers	7	-	-	-
Clark	-	-	-	-
Fankam Mendjiadeu	-	-	-	-
Fudd	4	-	-	-
James	1	-	-	-
Kuier	3	-	-	-
Ogunbowale	5	-	-	-
Quinerly	-	-	-	-
Shepard	7	5	2	5
Siegrist	2	-	-	-
Sims	3	-	-	-
Smith	-	-	-	-
Yueru	-	-	-	-
Verona	-	-	-	-

2026 Game Leaders

Led Dallas In...(Includes Ties)	Pts.	Reb.	Ast.	Stl.	Blk.
Bueckers	4	-	3	-	2
Clark	-	-	-	-	-
Fankam Mendjiadeu	-	-	-	-	-
Fudd	2	-	-	2	3
James	-	-	-	3	2
Kuier	1	-	-	1	3
Ogunbowale	2	-	-	1	-
Quinerly	-	-	-	-	-
Shepard	1	8	4	1	-
Siegrist	-	-	-	-	1
Sims	-	-	1	3	-
Smith	-	-	-	3	4
Yueru	-	-	-	1	-
Verona	-	-	-	-	-



Wings Game-By-Game Lines

TEAM	FG	FGA	FG%	3P	3PA	3P%	FT	FTA	FT%	OR	DR	TOT	A	PF	ST	TO	BLK	PTS
WINGS	39	66	59.1	12	32	52.2	17	24	70.8	3	24	27	26	28	9	17	2	107
FEVER	40	77	51.9	7	24	29.2	17	21	81.0	7	21	28	23	25	4	14	2	104
WINGS	28	73	38.4	4	26	15.4	12	14	85.7	7	27	34	15	17	3	10	4	72
DREAM	26	69	37.7	9	33	27.3	16	17	94.1	11	33	44	13	18	5	9	3	77
WINGS	31	67	46.3	5	17	29.4	19	22	86.4	9	17	26	22	18	9	13	3	86
LYNX	35	58	60.3	6	13	46.2	14	18	77.8	6	25	31	20	19	6	17	7	90
WINGS	33	70	47.1	11	24	45.8	15	17	88.2	11	20	31	30	20	10	9	1	92
MYSTICS	24	49	49.0	5	12	41.7	16	20	80.0	2	22	24	16	17	3	19	1	69
WINGS	36	72	50.0	9	21	42.9	18	23	78.3	9	27	36	28	20	5	9	1	99
SKY	32	67	47.8	5	21	23.8	20	24	83.3	6	24	30	20	23	4	10	5	89
WINGS	28	74	37.8	7	28	25.0	6	12	50.0	10	16	26	21	18	9	15	8	69
DREAM	34	62	54.8	6	15	40.0	12	13	92.3	5	30	35	22	12	6	18	4	86
WINGS	30	65	46.2	15	35	42.9	16	19	84.2	6	28	34	22	16	6	11	5	91
LIBERTY	28	72	38.9	8	26	30.8	12	14	85.7	10	24	34	21	18	4	11	0	76
WINGS	33	67	49.3	10	22	45.5	19	22	86.4	8	31	39	23	16	1	10	5	95
ACES	36	82	43.9	8	20	40.0	7	12	58.3	8	25	33	21	15	5	5	3	87
WINGS																		
STORM																		
WINGS																		
SPARKS																		
WINGS																		
LYNX																		
WINGS																		
MERCURY																		
WINGS																		
FIRE																		
WINGS																		
ACES																		
WINGS																		
VALKYRIES																		
WINGS																		
SKY																		
WINGS																		
STORM																		
WINGS																		
ACES																		
WINGS																		
LYNX																		

Wings Game-By-Game Lines

TEAM	FG	FGA	FG%	3P	3PA	3P%	FT	FTA	FT%	OR	DR	TOT	A	PF	ST	TO	BLK	PTS
WINGS SUN																		
WINGS TEMPO																		
WINGS LIBERTY																		
WINGS TEMPO																		
WINGS SKY																		
WINGS LIBERTY																		
WINGS SPARKS																		
WINGS FIRE																		
WINGS DREAM																		
WINGS MYSTICS																		
WINGS SUN																		
WINGS MYSTICS																		
WINGS VALKYRIES																		
WINGS LYNX																		
WINGS TEMPO																		
WINGS FEVER																		
WINGS VALKYRIES																		
WINGS FEVER																		
WINGS STORM																		
WINGS FIRE																		
WINGS SUN																		
WINGS SPARKS																		



Wings Game-By-Game Lines

TEAM _____ FG FGA FG% 3P 3PA 3P% FT FTA FT% OR DR TOT A PF ST TO BLK PTS
 WINGS
 SUN

 WINGS
 TEMPO

 WINGS
 LIBERTY

2026 League Standings (as of games through 5/30/26)

Rank	W	L	Win %	GB	Conf	Home	Road	Strk	L-10
1. Minnesota Lynx	6	2	0.750	--	2-0	2-2	4-0	W4	6-2
2. Golden State Valkyries	5	2	0.714	0.5	2-0	3-1	2-1	W2	5-2
3. Atlanta Dream	5	2	0.714	0.5	0-0	2-1	3-1	W1	5-2
4. Dallas Wings	5	3	0.625	1	1-1	2-2	3-1	W2	5-3
5. Portland Fire	6	4	0.600	1	0-0	4-3	2-1	W1	6-4
6. Las Vegas Aces	4	3	0.571	1.5	1-3	0-2	4-1	L2	4-3
7. Toronto Tempo	5	4	0.556	1.5	1-1	2-2	3-2	W2	5-4
8. New York Liberty	5	4	0.556	1.5	2-0	3-3	2-1	W2	5-4
9. Indiana Fever	4	4	0.500	2	0-1	3-2	1-2	L2	4-4
10. Los Angeles Sparks	4	4	0.500	2	2-1	1-3	3-1	L1	4-4
11. Washington Mystics	3	4	0.429	2.5	2-1	0-2	3-2	L1	3-4
12. Chicago Sky	3	5	0.375	3	0-1	0-4	3-1	L4	3-5
13. Seattle Storm	3	6	0.333	3.5	0-1	2-3	1-3	L2	3-6
14. Phoenix Mercury	2	7	0.222	4.5	1-3	1-3	1-4	L5	2-7
15. Connecticut Sun	2	8	0.200	5	0-1	1-3	1-5	W1	2-8

2026 Wings Highs/Lows

Dallas High	Dallas Low	Category	Opponent High	Opponent Low
107 (at IND 5/9)	69 (at ATL 5/22)	Points	104 (at IND 5/9)	69 (vs. WAS 5/18)
28 (vs. MIN 5/14)	9 (at ATL 5/22)	1Q Points	26 (vs. LVA 5/28)	9 (vs. WAS 5/18)
33 (at IND 5/9)	19 (vs. WAS 5/18)	2Q Points	27 (vs. LVA 5/28)	16 (at CHI 5/20)
60 (at IND 5/9)	31 (at ATL 5/22)	1st Half	53 (vs. LVA 5/28)	29 (vs. WAS 5/18)
34 (at CHI 5/20)	18 (vs. ATL 5/12)	3Q Points	29 (at IND 5/9)	17 (two games)
28 (at CHI 5/20)	11 (at ATL 5/22)	4Q Points	25 (at CHI 5/20)	15 (three games)
62 (at CHI 5/20)	35 (vs. ATL 5/12)	2nd Half	53 (at IND 5/9)	32 (at NYL 5/24)
39 (at IND 5/9)	28 (two games)	Field Goals	40 (at IND 5/9)	24 (vs. WAS 5/18)
74 (at ATL 5/22)	65 (at NYL 5/24)	Field Goal Attempts	77 (at IND 5/9)	49 (vs. WAS 5/18)
59.1% (at IND 5/9)	37.8% (at ATL 5/22)	Field Goal %	60.3% (vs. MIN 5/14)	37.7 % (vs. ATL 5/12)
15 (at NYL 5/24)	4 (vs. ATL 5/12)	3 Pointers Made	9 (vs. ATL 5/12)	5 (two games)
35 (at NYL 5/24)	17 (vs. MIN 5/14)	3 Pointers Attempted	33 (vs. ATL 5/12)	12 (vs. WAS 5/18)
52.2% (at IND 5/9)	15.4% (vs. ATL 5/12)	3 Point FG%	46.2% (vs. MIN 5/14)	23.8% (at CHI 5/20)
19 (two games)	6 (at ATL 5/22)	Free Throws	20 (at CHI 5/20)	7 (vs. LVA 5/28)
24 (at IND 5/9)	12 (at ATL 5/22)	Free Throw Attempts	24 (at CHI 5/20)	12 (vs. LVA 5/28)
88.2% (vs. WAS 5/18)	50% (at ATL 5/22)	Free Throw %	94.1% (vs. ATL 5/12)	58.3% (vs. LVA 5/28)
11 (vs. WAS 5/18)	3 (at IND 5/9)	Offensive Rebounds	11 (vs. ATL 5/12)	2 (vs. WAS 5/18)
31 (vs. LVA 5/28)	16 (at ATL 5/22)	Defensive Rebounds	33 (vs. ATL 5/12)	21 (at IND 5/9)
39 (vs. LVA 5/28)	26 (two games)	Total Rebounds	44 (vs. ATL 5/12)	24 (vs. WAS 5/18)
43 (vs. WAS 5/18)	16 (vs. ATL 5/12)	Bench Points	32 (vs. LVA 5/28)	4 (vs. MIN 5/14)
30 (vs. WAS 5/18)	15 (vs. ATL 5/12)	Assists	23 (at IND 5/9)	13 (vs. ATL 5/12)
28 (at IND 5/9)	16 (two games)	Fouls	25 (at IND 5/9)	12 (at ATL 5/22)
10 (vs. WAS 5/18)	1 (vs. LVA 5/28)	Steals	6 (vs. MIN 5/14)	4 (three games)
17 (at IND 5/9)	9 (two games)	Turnovers	19 (vs. WAS 5/18)	5 (vs. LVA 5/28)
8 (at ATL 5/22)	1 (two games)	Blocks	7 (vs. MIN 5/14)	0 (at NYL 5/24)
23 (vs. WAS 5/18)	3 (at IND 5/9)	Margin of Victory	17 (at ATL 5/22)	4 (vs. MIN 5/14)

2026 Wings/Opponents Average Stats

TEAM	FG	FGA	FG%	3P	3PA	3P%	FT	FTA	FT%	OR	DR	TOT	A	TO	ST	BLK	PF	PTS
WINGS	32.3	69.3	46.6	9.1	24.5	37.2	15.3	19.1	79.7	7.9	23.8	31.6	23.4	11.8	6.5	3.6	19.1	88.9
OPPONENTS	31.9	67.0	47.6	6.8	20.5	32.9	14.3	17.4	82.0	6.9	25.5	32.4	19.5	13.3	4.6	3.1	18.4	84.8

2026 Wings/Opponents Cume Stats

TEAM	FG	FGA	FG%	3P	3PA	3P%	FT	FTA	FT%	OR	DR	TOT	A	TO	ST	BLK	PF	PTS
WINGS	258	554	46.6	73	196	37.2	122	153	79.7	63	190	253	187	94	52	29	153	711
OPPONENTS	255	536	47.6	54	164	32.9	114	139	82.0	55	204	259	156	106	37	25	147	678

2026 Team League Rankings (Average)- including games through 5/30/26

	PPG	FGM	3PM	OREB	DREB	REB	AST	BLK	STL	FTM	FTA	PF
Wings	#5 (88.0)	#3 (32.1)	#4 (9.3)	#8 (7.9)	#11 (22.7)	#11 (30.6)	#1 (23.4)	#11 (3.4)	#11 (7.3)	#11 (14.7)	#12 (18.7)	#3 (19.6)

PLAYER CAREER MILESTONES

POINTS	MILESTONE	NEED	DATE	REBOUNDS	MILESTONE	NEED	DATE
Bueckers	900	53	-	Bueckers	200	34	-
Clark	2500	-	6/29/24	Clark	1500	40	-
Fankam Mendjiadeu	200	60	-	Fankam Mendjiadeu	200	42	-
Fudd	100	14	-	Fudd	100	90	-
James	300	-	5/12/26	James	100	-	9/7/25
Kuier	300	23	-	Kuier	300	60	-
Ogunbowale	4500	-	5/12/26	Ogunbowale	700	-	7/13/25
Quinerly	300	80	-	Quinerly	100	37	-
Shepard	900	-	5/18/26	Shepard	800	-	9/11/25
Siegrist	800	18	-	Siegrist	300	17	-
Sims	3500	-	9/9/25	Sims	800	18	-
Smith	1500	138	-	Smith	900	41	-
Verona	100	100	-	Verona	100	100	-
Yueru	400	-	8/12/25	Yueru	300	-	8/8/25

ASSISTS	MILESTONE	NEED	DATE	GAMES	MILESTONE	NEED	DATE
Bueckers	200	-	5/12/26	Bueckers	100	56	-
Clark	600	-	8/17/25	Clark	400	-	7/9/25
Fankam Mendjiadeu	100	87	-	Fankam Mendjiadeu	100	59	-
Fudd	100	91	-	Fudd	100	93	-
James	100	33	-	James	100	54	-
Kuier	100	35	-	Kuier	100	6	-
Ogunbowale	900	-	5/20/26	Ogunbowale	200	-	5/27/25
Quinerly	100	22	-	Quinerly	100	66	-
Shepard	300	-	8/10/25	Shepard	100	-	7/6/25
Siegrist	100	38	-	Siegrist	100	-	5/28/26
Sims	1000	-	7/3/24	Sims	300	-	6/1/25
Smith	400	19	-	Smith	200	10	-
Verona	100	100	-	Verona	100	100	-
Yueru	100	44	-	Yueru	100	10	-

3PM	MILESTONE	NEED	DATE	FGM	MILESTONE	NEED	DATE
Bueckers	100	46	-	Bueckers	300	-	5/22/26
Clark	400	7	-	Clark	1000	-	6/22/25
Fankam Mendjiadeu	100	100	-	Fankam Mendjiadeu	100	42	-
Fudd	100	87	-	Fudd	100	64	-
James	100	63	-	James	100	-	9/11/25
Kuier	100	84	-	Kuier	100	1	-
Ogunbowale	500	-	5/21/25	Ogunbowale	1500	-	7/30/25
Quinerly	100	79	-	Quinerly	100	20	-
Shepard	100	92	-	Shepard	400	26	-
Siegrist	100	53	-	Siegrist	300	-	5/14/26
Sims	200	-	7/13/24	Sims	1000	-	8/24/21
Smith	200	46	-	Smith	500	-	8/30/25
Verona	100	100	-	Verona	100	100	-
Yueru	100	76	-	Yueru	100	-	7/9/25

STL	MILESTONE	NEED	DATE	BLK	MILESTONE	NEED	DATE
Bueckers	100	40	-	Bueckers	100	79	-
Clark	300	-	6/24/25	Clark	100	10	-
Fankam Mendjiadeu	100	87	-	Fankam Mendjiadeu	100	89	-
Fudd	100	93	-	Fudd	100	93	-
James	100	68	-	James	100	90	-
Kuier	100	74	-	Kuier	100	28	-
Ogunbowale	300	-	9/15/24	Ogunbowale	100	73	-
Quinerly	100	71	-	Quinerly	100	93	-
Shepard	100	47	-	Shepard	100	77	-
Siegrist	100	61	-	Siegrist	100	65	-
Sims	300	-	8/28/24	Sims	100	60	-
Smith	200	12	-	Smith	200	-	8/10/25
Verona	100	100	-	Verona	100	100	-
Yueru	100	76	-	Yueru	100	80	-



Wings Single-Game Records

GAME RECORDS

SCORING

Most points, game
117 at Phoenix, June 18, 2016 (3 ot)

Largest margin of victory, game
40 at Minnesota, July 12, 2023 (107-67)

Largest margin of defeat, game
46 at Seattle, August 7, 2010 (65-111)

BY HALF

Most points, first half
66 at Los Angeles, August 14, 2022

Largest lead at halftime
37 at Los Angeles, 8/14/2022 (66-29)

Largest deficit at halftime overcome to win game
19 at Indiana, June 9, 2004
(trailed 32-51; won 83-79)

Most points, second half
72 vs. Phoenix, July 8, 2007

OVERTIME

Most points, overtime period
18 at Connecticut, June 22, 2003

Largest margin of victory, overtime game
11 vs. New York, September 14, 2004
(82-71)

FIELD GOAL PERCENTAGE

Highest field-goal percentage, game
.656 at Los Angeles, August 14, 2022
(42/64)

Lowest field-goal percentage, game
.243 at Washington, June 30, 2013 (17/70)
at Atlanta, May 7, 2022 (17/70)

FIELD GOALS

Most field goals, game
45 vs. Chicago, July 3, 2018

FIELD GOAL ATTEMPTS

Most field-goal attempts, game
97 vs. Chicago, July 16, 2017 (2 ot)

THREE-POINT FIELD GOALS

Most three-point field goals, game
17 vs. Minnesota, June 19, 2021

THREE-POINT FIELD GOAL ATTEMPTS

Most three-point field goal attempts, game
42 at Las Vegas, June 5, 2022

FREE THROW PERCENTAGE

Highest free-throw percentage, game
1.000 Many times. Most recent: at Atlanta,
September 10, 2023 (23/23)

FREE THROWS MADE

Most free throws made per game, season
21.9 2017 (749/34)

Most free throws made, game
41 at Phoenix, June 18, 2016 (3 ot)

Most free throw attempts, game
54 vs. Indiana, June 18, 2000

REBOUNDS

Most rebounds, game
62 vs. Connecticut, July 19, 2013

Most offensive rebounds, game
30 at San Antonio, June 14, 2015

DEFENSIVE REBOUNDS

Most defensive rebounds, game
42 vs. Phoenix, July 8, 2007

ASSISTS

Most assists, game
33 at Los Angeles, August 14, 2022

PERSONAL FOULS

Most personal fouls, game
34 at Orlando, August 18, 1999
at Indiana, May 20, 2006
vs. Minnesota, June 20, 2008 (ot)
Fewest personal fouls, game
6 at Chicago, August 17, 2021

DISQUALIFICATIONS

Most disqualifications, game
3 vs. Atlanta, May 27, 2016

STEALS

Most steals, game
20 vs. Indiana, June 18, 2000

BLOCKED SHOTS

Most blocked shots, game
12 at Minnesota, May 23, 2010
at Atlanta, May 26, 2018
vs. Chicago, May 15, 2024

TURNOVERS

Most turnovers, game
29 at San Antonio, June 11, 2010
Fewest turnovers, game
2 at New York, July 19, 2023

TEAM DEFENSE

POINTS
Fewest points allowed, game
40 vs. Indiana, August 25, 2005

Fewest points allowed, first half
13 vs. Washington, July 21, 2007

Fewest points allowed, second half
16 vs. Connecticut, July 8, 2003

Fewest points allowed, overtime period
2 vs. Los Angeles, June 17, 2003

FIELD GOAL PERCENTAGE

Lowest opponents' field goal percentage,
game
.238 vs. Seattle, June 9, 2015 (15/63)

TURNOVERS

Most opponents' turnovers, game
32 at Washington, May 26, 2012

TEAM MISCELLANEOUS

GAME WON AND LOST
Most consecutive games won
8 June 5-27, 2003
August 13, 2006-June 15, 2007
June 6-28, 2015

Most consecutive games won, one season
8 June 5-27, 2003
June 6-28, 2015

Most consecutive game lost
20 June 21-August 25, 2011

Most consecutive game lost, one season
20 June 21-August 25, 2011

Most consecutive home games won
13 July 20, 2005-June 25, 2006

Most consecutive home games lost
11 June 21-August 23, 2011
Most consecutive road games won
6 June 2-22, 2007
July 12-August 3, 2007

Most consecutive road games lost
22 July 17, 2010-August 25, 2011

OVERTIME GAMES

Most overtime periods, game
3 at Phoenix, June 18, 2016

INDIVIDUAL

Most points, single game
53 Liz Cambage, vs. New York
July 17, 2018

Most consecutive games, 20 or more points
12 **Arike Ogunbowale**,
September 10, 2023-June 13, 2024

Most consecutive games, 10 or more points
65 **Arike Ogunbowale**,
July 30, 2019-September 5, 2021

Highest field goal percentage, game
(Minimum 8 field goals made)
1.000 Courtney Paris, vs. San Antonio,
July 17, 2014 (9/9)
Maddy Siegrist, at Connecticut,
May 31, 2024 (8/8)

Most field goals, none missed, game
9 Courtney Paris, vs. San Antonio,
July 17, 2014

Most field goal attempts, none made, game
11 Plenette Pierson, at Phoenix,
July 2, 2015

Most points by a rookie, single game
44 **Paige Bueckers**, at Los Angeles
August 20, 2025

Most field goals, game
17 Riquana Williams, at San Antonio,
September 8, 2013
Elizabeth Cambage, vs. New York,
July 17, 2018
Paige Bueckers, at Los Angeles,
August 20, 2025

FIELD GOAL ATTEMPTS

Most field goal attempts, game
30 Deanna Nolan, at San Antonio,
August 29, 2009 (ot)
Arike Ogunbowale, at Los Angeles,
May 26, 2024

THREE-POINT FIELD GOAL PERCENTAGE

Most three-point field goals, none missed,
game
5 Shanna Crossley, at New York,
August 19, 2010

Most three-point field goals, game
9 **Arike Ogunbowale**, vs. Indiana,
September 1, 2024

Most consecutive games, three-point field
goals made
24 Marina Mabrey,
August 14, 2020-June 13, 2021
Arike Ogunbowale,
June 17-May 15, 2022
Arike Ogunbowale,
June 23-September 15, 2024 (current)

THREE-POINT FIELD GOAL ATTEMPTS

Most three-point field goal attempts, game
16 **Arike Ogunbowale**, at Chicago,
June 20, 2024
Arike Ogunbowale, vs. Indiana,
September 1, 2024

FREE THROW PERCENTAGE

Most free throws made, none missed, game
12 Tiffany Jackson, vs. Seattle,
June 21, 2011
Skylar Diggins, vs. Indiana, July 8, 2014
Odyssey Sims, vs. Indiana,
August 30, 2015

Arike Ogunbowale, vs. Washington,
August 21, 2020 (ot)

Most free throw attempts, none made, game
8 Cheryl Ford, at Charlotte,
August 6, 2005 (2 ot)

FREE THROWS MADE

Most free throws made, game
18 Riquana Williams, at Atlanta,
July 7, 2015

FREE THROW ATTEMPTS

Most free throw attempts, game
21 Swin Cash, vs. Miami,
June 28, 2002 (ot)

REBOUNDS

Most rebounds, game
22 Cheryl Ford, at San Antonio,
May 22, 2004

Most consecutive games, 10+ rebounds
9 Cheryl Ford, August 13, 2003-June 6,
2004

OFFENSIVE REBOUNDS

Most offensive rebounds, game
12 Cheryl Ford, at San Antonio,
May 22, 2004
Glory Johnson, vs. Phoenix,
June 16, 2013 (ot)

DEFENSIVE REBOUNDS

Most defensive rebounds, game
18 Cindy Brown, at Utah, August 10, 1998

ASSISTS

Most assists, game
14 Ivory Latta, vs. Los Angeles,
August 30, 2012
14 **Arike Ogunbowale** vs. New York
July 28, 2025

PERSONAL FOULS

Most personal fouls, game
6 Many times

DISQUALIFICATIONS

Fewest minutes, disqualified, game
9 Odyssey Sims, vs. Chicago, August 6,
2023

STEALS

Most steals, game
7 Alexis Hornbuckle, vs. Houston, May
17, 2008
6 Claudia Maria das Neves, vs.

BLOCKED SHOTS

Most blocked shots, game
6 Plenette Pierson, at Los Angeles,
June 11, 2008
Chante Black, at Minnesota,
May 23, 2010
Elizabeth Cambage, at Phoenix,
August 9, 2013
Elizabeth Cambage, at Los Angeles,
August 25, 2013 (2 ot)

TURNOVERS

Most turnovers, game
10 Tiffany Jackson, at Atlanta,
September 4, 2011
Arike Ogunbowale, at Minnesota,
June 2, 2024



Jose Fernandez

Head Coach

Jose Fernandez enters his first season as the Head Coach of the Dallas Wings.

A veteran leader, Fernandez brings nearly 35 years of coaching experience to Dallas, with the last 25 years spent as head coach of the University of South Florida women's basketball team. Fernandez helped build the Bulls into one of the most consistently successful programs in the nation.

A proven winner and established leader in player development, Fernandez earned nearly 500 career wins at USF while guiding more than 100 players into professional basketball careers

worldwide. Under Fernandez, South Florida has had seven WNBA Draft selections, including current active players Courtney Williams of the Minnesota Lynx and Kitja Laksa of the Phoenix Mercury. In total, nearly 30 of Fernandez's former players are actively playing professionally in 2025-26.

Fernandez was hired as USF's Head Coach on Nov. 14, 2000, and would become the program's all-time winningest coach. Fernandez led the Bulls to 19 or more wins in 14 consecutive seasons and 19 post-season berths, including 10 NCAA Tournament appearances. Over the previous four seasons, he guided USF to two AAC Regular Season Championships and two AAC Tournament Championships.

Fernandez has recruited and coached 58 all-conference players, two Associated Press Honorable Mention All-Americans, three members of the USF Athletics Hall of Fame, two conference Players of the Year, one AAC Defensive Player of the Year, five conference Freshmen of the Year, two AAC Newcomers of the Year, two AAC Sixth Players of the Year, and four conference Most Improved Players.

Highly respected in the industry, the Miami native was a finalist for the 2021 WBCA Division I National Coach of the Year, a two-time American Athletic Conference Coach of the Year and is the current President of the Women's Basketball Coaches Association (WBCA).

Fernandez has also been active in international basketball. He has won two gold medals with USA Basketball's U18 and U19 National Teams, serving as an assistant coach. At USF, Fernandez has recruited and coached players from over 22 different countries.

Prior to his time at South Florida, Fernandez served as a men's basketball assistant coach at Miami-Dade College (1991-92) and Miami Sunset High School (1992-94), before becoming an assistant at Barry University (1994-96). After coaching girls' basketball at Lourdes Academy from 1996-99, Fernandez served as the top assistant for Barry's women's team from 1999-00.

Jose and his wife Tonya are proud parents to five daughters, Sydnie, Alex, Taylor, Brianna, and Brooke, and have eight rescue dogs.



ODYSSEY SIMS

POSITION: Guard
HEIGHT: 5-8
EXPERIENCE: 12 yrs
COLLEGE: Baylor
BIRTH DATE: 7/13/1992



	2026 HIGHS	CAREER HIGHS
PTS	20 at IND (5/9/26)	39 at SAN (7/22/14)
FGM	8 at IND (5/9/26)	15 at SAN (7/22/14)
FGA	11 at IND (5/9/26)	27 (2x) last at LAS (8/17/21)
3FGM	2 at IND (5/9/26)	5 (3x) last at PHX (7/10/24)
3FGA	3 (2x) last vs. ATL (5/12/26)	12 at MIN (8/16/14)
FTM	3 at ATL (5/22/26)	15 at NYL (8/15/15)
FTA	3 (2x) last at ATL (5/22/26)	16 at NYL (8/15/15)
OR	-	3 (7x) last at LVA (7/7/24)
DR	2 at IND (5/9/26)	7 (2x) last vs. CHI (6/10/18)
TR	2 at IND (5/9/26)	7 (7x) last at ATL (8/28/20)
AST	5 at ATL (5/22/26)	13 at LVA (7/4/21)
STLS	2 (3x) last at ATL (5/22/26)	5 (3x) last vs. ATL (7/5/24)
BLKS	-	2 (3x) last vs. NYL (9/11/16)
MIN	25:51 at IND (5/9/26)	46:55 at PHX (6/18/16)

*game started

DATE	OPP	MIN	PTS	FGM	FGA	FG%	3PM	3PA	3P%	FTM	FTA	FT%	OR	DR	TR	AST	STL	BLK	TOV	PF
5/9*	@IND	26	20	8	11	72.7	2	3	66.7	2	3	66.7	0	2	2	2	2	0	4	5
5/12*	ATL	23	7	3	8	37.5	1	3	33.3	0	0	0.0	0	1	1	4	0	0	1	2
5/14*	MIN	25	11	4	8	50.0	1	2	50.0	2	2	100	0	1	1	3	2	0	1	0
5/18*	WAS	16	0	0	3	0.0	0	1	0.0	0	0	0.0	0	0	0	4	0	0	4	4
5/20*	@CHI	19	4	2	6	33.3	0	1	0.0	0	0	0.0	0	0	0	3	1	0	0	0
5/22*	@ATL	21	14	5	6	83.3	1	2	50.0	3	3	100	0	1	1	5	2	0	1	2
5/24*	@NYL	8	0	0	0	0.0	0	0	0.0	0	0	0.0	0	0	0	2	0	0	0	0
5/28	LVA	6	2	0	0	0.0	0	0	0.0	2	2	100	0	1	1	0	0	0	2	0
6/1	SEA																			
6/5	@LAS																			
6/9	@MIN																			
6/11	PHX																			
6/13	@PDX																			
6/15	LVA																			
6/17	@GSV																			
6/20	CHI																			
6/22	@SEA																			
6/25	@LVA																			
6/28	MIN																			
7/2	@CON																			
7/5	@TOR																			
7/7	@NYL																			
7/10	@TOR																			
7/12	CHI																			
7/16	NYL																			
7/19	LAS																			
7/22	@PDX																			
7/29	ATL																			
7/31	@WAS																			
8/2	CON																			
8/5	@WAS																			
8/7	GSV																			
8/9	@MIN																			
8/12	TOR																			
8/14	@IND																			
8/17	@GSV																			
8/20	IND																			
8/23	SEA																			
8/25	PDX																			
8/30	CON																			
9/17	LAS																			
9/19	PHX																			
9/21	@PHX																			
9/23	@SEA																			

ACQUIRED:

Signed a one-year deal with the Dallas Wings on April 16. Originally drafted No. 2 overall in the 2014 WNBA Draft by the Tulsa Shock.

CAREER HIGHLIGHTS:

WNBA All-Star (2019)... All-WNBA Second Team (2019)... WNBA All-Rookie Team (2014)

2025 SEASON WITH LOS ANGELES AND INDIANA:

Appeared in 12 regular season games with Los Angeles, starting in 11... Averaged 9.8 points, 2.9 rebounds and 3.5 assists per game... Appeared in 12 regular season games for Indiana, starting in 10... Averaged 10.3 points, 1.8 rebounds, 4.0 assists and 0.6 steals per game... Led the Fever in assists (4.4) and steals (1.4) per game during postseason action and finished second on the team in scoring (14.4)...

2024 SEASON WITH DALLAS AND LOS ANGELES:

Appeared in nine regular season games for Dallas, starting in seven... Averaged 17.2 points, 2.9 rebounds, 5.6 assists and 1.7 steals per game... Appeared in 15 regular season games for Los Angeles, starting in 10... Averaged 9.8 points, 1.7 rebounds, 5.1 assists and 0.9 steals per game....

2023 SEASON WITH DALLAS:

Appeared in 28 regular season games for the Wings... Averaged 1.9 points, 1.3 rebounds and 2.2 assists per game during the regular season... Notched a season-high eight points and eight assists against New York on June 11...

2022 SEASON WITH MINNESOTA AND CONNECTICUT:

Played two games with the Minnesota Lynx before a mutual separation with the team... Signed a 7-day hardship contract with the Connecticut Sun on August 3rd, before ultimately signing a rest of season contract on August 10th... Appeared in five regular season contests for Connecticut... Finished the 2022 regular season with 48 points, 13 rebounds, 20 assists, eight steals and two blocks... Talled a season-high 13 points off the bench in the loss to Chicago on 8/7... Appeared in all 12 playoff contests for the Sun... Finished the postseason with 43 points, 18 rebounds, 15 assists and five steals

PAIGE BUECKERS

POSITION: Guard
HEIGHT: 6-0
EXPERIENCE: 1 yr
COLLEGE: Connecticut
BIRTH DATE: 10/20/2001

5



	2026 HIGHS	CAREER HIGHS
PTS	27 vs. MIN (5/14/26)	44 at LAS (8/20/25)
FGM	11 at CHI (5/20/26)	17 at LAS (8/20/25)
FGA	19 at CHI (5/20/26)	24 vs LVA (7/16/25)
3FGM	4 vs. WAS (5/18/26)	5 at PHX (6/11/25)
3FGA	6 (2x) last vs. LVA (5/28/26)	7 (2x) last vs. ATL (7/30/25)
FTM	10 vs. MIN (5/14/26)	10 vs. MIN (5/14/26)
FTA	11 vs. MIN (5/14/26)	11 vs. MIN (5/14/26)
OR	2 at NYL (5/24/26)	3 (2x) last vs. PHX (9/11/25)
DR	4 at NYL (5/24/26)	7 at NYL (8/5/25)
TR	6 at NYL (5/24/26)	9 at WAS (6/22/25)
AST	8 vs. MIN (5/14/26)	10 (2x) last at ATL (8/29/25)
STLS	2 at ATL (5/22/26)	4 (2x) last vs GSV (7/25/25)
BLKS	2 vs. LVA (5/28/26)	3 at CHI (5/29/25)
MIN	38 vs. LVA (5/28/26)	39:39 at WAS (6/22/25)

*game started

DATE	OPP	MIN	PTS	FGM	FGA	FG%	3PM	3PA	3P%	FTM	FTA	FT%	OR	DR	TR	AST	STL	BLK	TOV	PF
5/9*	@IND	32	20	8	10	80.0	1	3	33.3	3	6	50.0	0	3	3	4	1	0	1	2
5/12*	ATL	32	15	5	12	41.7	2	4	50.0	3	3	100	0	2	2	3	0	1	0	2
5/14*	MIN	31	27	7	13	53.8	3	4	75.0	10	11	90.9	0	3	3	8	0	0	3	2
5/18*	WAS	33	18	7	12	58.3	4	5	80.0	0	0	0.0	0	3	3	7	0	0	1	3
5/20*	@CHI	33	24	11	19	57.9	1	3	33.3	1	1	100	0	3	3	4	0	0	3	3
5/22*	@ATL	31	7	3	13	23.1	1	6	16.7	0	2	0.0	0	1	1	7	2	0	3	4
5/24*	@NYL	36	24	7	13	53.8	2	4	50.0	8	8	100	2	4	6	2	0	0	1	4
5/28*	LVA	38	20	8	18	44.4	2	6	33.3	2	3	66.7	1	2	3	6	0	2	3	2
6/1	SEA																			
6/5	@LAS																			
6/9	@MIN																			
6/11	PHX																			
6/13	@PDX																			
6/15	LVA																			
6/17	@GSV																			
6/20	CHI																			
6/22	@SEA																			
6/25	@LVA																			
6/28	MIN																			
7/2	@CON																			
7/5	@TOR																			
7/7	@NYL																			
7/10	@TOR																			
7/12	CHI																			
7/16	NYL																			
7/19	LAS																			
7/22	@PDX																			
7/29	ATL																			
7/31	@WAS																			
8/2	CON																			
8/5	@WAS																			
8/7	GSV																			
8/9	@MIN																			
8/12	TOR																			
8/14	@IND																			
8/17	@GSV																			
8/20	IND																			
8/23	SEA																			
8/25	PDX																			
8/30	CON																			
9/17	LAS																			
9/19	PHX																			
9/21	@PHX																			
9/23	@SEA																			

ACQUIRED:

Selected No. 1 overall by the Dallas Wings in the 2025 WNBA Draft.

2025 SEASON WITH DALLAS:

Kia WNBA Rookie of the Year... All-WNBA Second Team... WNBA All-Rookie Team... WNBA All-Star.. Associated Press Rookie of the Year... Associated Press All-Rookie Team... AP All-WNBA Second Team... Averaged 19.2 points, 3.9 rebounds, 5.4 assists and 1.6 steals over 36 games, while shooting .477 from the field and .331 from three... Only player in the WNBA to finish in the top nine in scoring (5th), assists (9th) and steals (6th) among all players... Her 20.3 efficiency rating was tops among all guards in the WNBA, ranked seventh overall, and she was the only rookie to finish in the top 19... Tallied the third-most points (692) and assists (194) by a rookie in WNBA history, while posting the highest single-game scoring performance ever by a rookie with her 44-point outing at the Los Angeles Sparks on August 20... Her 30-game double-digit scoring streak to start her career was the third-longest in WNBA history behind A'ja Wilson (33 games, 2018) and Candace Parker (32 games, 2008), while her 17 20-point games finished tied for fifth all-time... Set Wings franchise rookie records for points, points per game, assists, assists per game and points-assists double-doubles (2)... Became just the 10th rookie in league history to start a WNBA All-Star Game... Set a league record for most All-Star Game fan votes ever received by a rookie with over 805,000 and received the second-most votes among all guards.

COLLEGE/OTHER:

Competed at Unrivaled during the 2026 season with Breeze Basketball Club... Played four seasons at the University of Connecticut from 2020-2025, missing the 2022-23 season due to an ACL tear in her left knee... 2025 National Champion... Wade Trophy winner (2025)... Honda Sports Award winner (2025)... AP Player of the Year (2021)... Naismith College Player of the Year (2021)... USBWA National Player of the Year (2021)... John R. Wooden Award winner (2021)... 3x Unanimous first-team All-American (2021, 2024, 2025)



COSTANZA VERONA

POSITION: Guard
HEIGHT: 5-7
EXPERIENCE: Rookie
FROM: Italy
BIRTH DATE: 10/20/2001

6



	2026 HIGHS	CAREER HIGHS
PTS		
FGM		
FGA		
3FGM		
3FGA		
FTM		
FTA		
OR		
DR		
TR		
AST		
STLS		
BLKS		
MIN		

*game started

DATE	OPP	MIN	PTS	FGM	FGA	FG%	3PM	3PA	3P%	FTM	FTA	FT%	OR	DR	TR	AST	STL	BLK	TOV	PF	
5/9	@IND																				
5/12	ATL																				
5/14	MIN																				
5/18	WAS																				
5/20	@CHI																				
5/22	@ATL																				
5/24	@NYL																				
5/28	LVA																				
6/1	SEA																				
6/5	@LAS																				
6/9	@MIN																				
6/11	PHX																				
6/13	@PDX																				
6/15	LVA																				
6/17	@GSV																				
6/20	CHI																				
6/22	@SEA																				
6/25	@LVA																				
6/28	MIN																				
7/2	@CON																				
7/5	@TOR																				
7/7	@NYL																				
7/10	@TOR																				
7/12	CHI																				
7/16	NYL																				
7/19	LAS																				
7/22	@PDX																				
7/29	ATL																				
7/31	@WAS																				
8/2	CON																				
8/5	@WAS																				
8/7	GSV																				
8/9	@MIN																				
8/12	TOR																				
8/14	@IND																				
8/17	@GSV																				
8/20	IND																				
8/23	SEA																				
8/25	PDX																				
8/30	CON																				
9/17	LAS																				
9/19	PHX																				
9/21	@PHX																				
9/23	@SEA																				

ACQUIRED:

Signed a training camp contract with the Dallas Wings on April 12. Waived on May 4, but signed to the player development contract with the team on May 6.

INTERNATIONAL CAREER:

Starting point guard for the Italian Women's National Team, coming off a second-place finish at the FIBA Women's Basketball World Cup Qualifying Tournament in Puerto Rico in March... helped Italy punch their ticket to the 2026 FIBA World Cup, while averaging 6.8 points, 3.0 rebounds and a team-best 3.5 assists over five games... has competed professionally in Italy's Serie A1 league since 2018, playing the last five seasons with EuroLeague powerhouse Schio... three-time Italian Supercup (2022, 2023, 2026) and five-time Italian Cup winner (2022-2026) with the team and posted averages of 8.8 points, 2.9 rebounds, 4.0 assists and 1.2 steals per game in 2026...

ALYSHA CLARK

POSITION: Forward
HEIGHT: 5-11
EXPERIENCE: 13 yrs
COLLEGE: Middle Tennessee
BIRTH DATE: 7/7/1987

7



	2026 HIGHS	CAREER HIGHS
PTS	6 vs. NYL (5/28/26)	23 vs. NYL (6/5/16)
FGM	1 (4x) last vs. LVA (5/28/26)	9 (2x) last at WAS (9/1/17)
FGA	2 (3x) last vs. LVA (5/28/26)	14 at LVA (7/23/19)
3FGM	1 (3x) last vs. LVA (5/28/26)	4 (7x) last at LAS (6/17/25)
3FGA	2 (2x) last vs. LVA (5/28/26)	7 (5x) last vs. MIN (5/28/23)
FTM	3 vs. LVA (5/28/26)	8 at LAS (6/7/18)
FTA	4 vs. LVA (5/28/26)	8 (3x) last at LAS (6/7/18)
OR	1 vs. WAS (5/18/26)	6 vs. ATL (6/10/18)
DR	4 vs. ATL (5/12/26)	8 (5x) last at LAS (7/12/23)
TR	4 vs. ATL (5/12/26)	10 (2x) last vs. LAS (6/21/19)
AST	1 vs. LVA (5/28/26)	7 at ATL (9/4/16)
STLS	1 vs. MIN (5/14/26)	5 at LAS (6/7/18)
BLKS	1 at ATL (5/22/26)	4 (2x) last at CHI (6/9/19)
MIN	18 vs. LVA (5/28/26)	40:50 at LVA (6/25/22)

*game started

DATE	OPP	MIN	PTS	FGM	FGA	FG%	3PM	3PA	3P%	FTM	FTA	FT%	OR	DR	TR	AST	STL	BLK	TOV	PF
5/9	@IND	4	3	1	1	100	1	1	100	0	0	0.0	0	1	1	0	0	0	1	2
5/12	ATL	14	2	1	2	50.0	0	1	0.0	0	0	0.0	0	4	4	0	0	0	0	2
5/14	MIN	3	0	0	0	0.0	0	0	0.0	0	0	0.0	0	0	0	0	1	0	0	0
5/18	WAS	7	3	1	2	50.0	1	2	50.0	0	0	0.0	1	0	1	0	0	0	0	0
5/20	@CHI																			
5/22	@ATL	4	0	0	1	0.0	0	1	0.0	0	0	0.0	0	0	0	0	0	1	1	0
5/24	@NYL																			
5/28	LVA	18	6	1	2	50.0	1	2	50.0	3	4	75.0	0	0	0	1	0	0	1	4
6/1	SEA																			
6/5	@LAS																			
6/9	@MIN																			
6/11	PHX																			
6/13	@PDX																			
6/15	LVA																			
6/17	@GSV																			
6/20	CHI																			
6/22	@SEA																			
6/25	@LVA																			
6/28	MIN																			
7/2	@CON																			
7/5	@TOR																			
7/7	@NYL																			
7/10	@TOR																			
7/12	CHI																			
7/16	NYL																			
7/19	LAS																			
7/22	@PDX																			
7/29	ATL																			
7/31	@WAS																			
8/2	CON																			
8/5	@WAS																			
8/7	GSV																			
8/9	@MIN																			
8/12	TOR																			
8/14	@IND																			
8/17	@GSV																			
8/20	IND																			
8/23	SEA																			
8/25	PDX																			
8/30	CON																			
9/17	LAS																			
9/19	PHX																			
9/21	@PHX																			
9/23	@SEA																			

ACQUIRED:

Signed with the Wings as a free agent on April 14, 2026.

CAREER HIGHLIGHTS:

3x WNBA Champion (Seattle 2018, 2020 and Las Vegas 2023)... WNBA Sixth Player of the Year (2023)...WNBA All-Defensive First Team (2020)... WNBA All-Defensive Second Team (2019)

2025 SEASON WITH SEATTLE AND WASHINGTON:

Appeared in 27 regular season games for the Storm, starting in 7... Averaged 3.5 points, 2.4 rebounds and 1.0 assists per game in Seattle.... Traded to the Mystics on August 5... Appeared in 15 regular season contests for the Mystics, starting in 8... Averaged 4.5 points, 3.5 rebounds and 1.5 assists per game in WW1 3ashington.

2024 SEASON WITH LAS VEGAS:

Appeared in 40 regular season games for the Aces... Averaged 6.0 points, 3.6 rebounds and 1.8 assists per game.

2023 SEASON WITH LAS VEGAS:

Won her 3rd WNBA Championship.. Named the WNBA and Associated Press Sixth Player of the Year... Scored a season-high 16 points on Sept. 2 vs. Seattle on 4 of 9 from the field, 4 of 6 from 3-point and 4 of 4 from the line... Scored in double figures 10 times

2022 SEASON WITH WASHINGTON:

Finished 1st in the WNBA in 2-point field goal percentage (.629)... Scored in double-figures on 9 occasions, including a season-high 20 points at Las Vegas on June 25



ALANNA SMITH

POSITION: Forward
HEIGHT: 5-11
EXPERIENCE: 13 yrs
COLLEGE: Middle Tennessee
BIRTH DATE: 7/7/1987

8



	2026 HIGHS	CAREER HIGHS
PTS	7 at CHI (5/20/26)	26 at WAS (6/24/25)
FGM	3 (2x) last at CHI (5/20/26)	10 vs. WAS (8/8/25)
FGA	8 vs. ATL (5/12/26)	17 at WAS (6/24/25)
3FGM	1 (2x) last at CHI (5/20/26)	5 at DAL (6/27/24)
3FGA	6 vs. ATL (5/12/26)	9 vs. WAS (8/8/25)
FTM	2 at IND (5/9/26)	6 at WAS (6/24/25)
FTA	2 at IND (5/9/26)	7 (2x) last vs. WAS (6/24/25)
OR	2 (4x) last at ATL (5/22/26)	7 vs. LVA (6/17/25)
DR	4 (2x) last at CHI (5/20/26)	13 at SEA (7/22/23)
TR	6 (2x) last at CHI (5/20/26)	17 at SEA (7/22/23)
AST	5 vs. MIN (5/14/26)	7 (2x) last at NYL (8/10/25)
STLS	2 (3x) last vs. WAS (5/18/26)	6 at CHI (7/12/25)
BLKS	1 (4x) last at CHI (5/20/26)	6 (2x) last at WAS (6/24/25)
MIN	27 (2x) last vs. MIN (5/14/26)	42:43 vs. SEA (5/17/24)

*game started

DATE	OPP	MIN	PTS	FGM	FGA	FG%	3PM	3PA	3P%	FTM	FTA	FT%	OR	DR	TR	AST	STL	BLK	TOV	PF
5/9*	@IND	20	6	2	6	33.3	0	1	0.0	2	2	100	1	2	3	2	2	1	2	4
5/12*	ATL	27	2	1	8	12.5	0	6	0.0	0	0	0.0	2	4	6	3	0	1	3	2
5/14*	MIN	27	6	3	6	50.0	0	1	0.0	0	1	0.0	2	2	4	5	2	1	2	3
5/18*	WAS	7	3	1	3	33.3	1	1	100	0	0	0.0	1	0	1	1	2	0	2	4
5/20*	@CHI	16	7	3	6	50.0	1	3	33.3	0	0	0.0	2	4	6	0	1	1	0	5
5/22*	@ATL	10	2	1	3	33.3	0	2	0.0	0	0	0.0	2	0	2	0	0	0	0	2
5/24*	@NYL	15	0	0	1	0.0	0	1	0.0	0	0	0.0	0	2	2	3	1	0	0	3
5/28	LVA	OUT-ILLNESS																		
6/1	SEA																			
6/5	@LAS																			
6/9	@MIN																			
6/11	PHX																			
6/13	@PDX																			
6/15	LVA																			
6/17	@GSV																			
6/20	CHI																			
6/22	@SEA																			
6/25	@LVA																			
6/28	MIN																			
7/2	@CON																			
7/5	@TOR																			
7/7	@NYL																			
7/10	@TOR																			
7/12	CHI																			
7/16	NYL																			
7/19	LAS																			
7/22	@PDX																			
7/29	ATL																			
7/31	@WAS																			
8/2	CON																			
8/5	@WAS																			
8/7	GSV																			
8/9	@MIN																			
8/12	TOR																			
8/14	@IND																			
8/17	@GSV																			
8/20	IND																			
8/23	SEA																			
8/25	PDX																			
8/30	CON																			
9/17	LAS																			
9/19	PHX																			
9/21	@PHX																			
9/23	@SEA																			

ACQUIRED:

Signed a multi-year agreement with the Wings as a free agent on April 12, 2026.

CAREER HIGHLIGHTS:

WNBA Co-Defensive Player of the Year (2025)... WNBA All-Defensive First Team (2025)... WNBA All-Defensive Second Team (2024)...WNBA Commissioner's Cup Champion (2024)...

2025 SEASON WITH MINNESOTA:

Appeared and started in 42 regular-season games for the Lynx and averaged 9.6 points on 48.5-percent shooting, along with 5.1 rebounds, 2.9 assists, 1.9 blocks, and 1.3 steals in 26.3 minutes per contest... voted the 2025 WNBA Co-Defensive Player of the Year and named to the WNBA All-Defensive First Team following breakout season... finished third in the league in both blocks per game and total blocks (80) in 2025, setting career highs in both categories... her 80 blocks established a Lynx single-season franchise record as she became just the eighth player in league history to record 80 or more blocks in a season... 2025 featured several standout performances, including a career-best six steals on July 12 against Chicago and a six-block game on June 24 against Washington, tying her career high and Minnesota franchise high for most blocks in a regular-season game... closed the regular season as the only player in the WNBA to record at least 400 points, 200 rebounds, 100 assists, 80 blocks, and 50 three-point field goals.

OVERSEAS/INTERNATIONAL/OTHER:

Joined Mist Basketball Club at Unrivaled alongside Wings teammates Arike Ogunbowale and Li Yueru, winning the 2026 Unrivaled championship... longtime member of the Australian National Team, most recently helping the Opals to a perfect 5-0 record at the 2026 FIBA World Cup Qualifiers in Istanbul...

AZIAHA JAMES

POSITION: Guard
HEIGHT: 5-10
EXPERIENCE: 1 yr
COLLEGE: NC State
BIRTH DATE: 11/19/2002

10



	2026 HIGHS	CAREER HIGHS
PTS	10 at IND (5/9/26)	28 vs PHX (7/3/25)
FGM	3 at IND (5/9/26)	10 vs PHX (7/3/25)
FGA	10 vs. ATL (5/12/26)	20 vs PHX (7/3/25)
3FGM	3 at IND (5/9/26)	5 vs PHX (7/3/25)
3FGA	5 vs. ATL (5/12/26)	9 vs PHX (7/3/25)
FTM	3 vs. WAS (5/18/26)	7 (2x) last vs. PHX (9/11/25)
FTA	3 vs. WAS (5/18/26)	8 at CON (6/20/25)
OR	2 at CHI (5/20/26)	5 at NYL (8/5/25)
DR	4 at ATL (5/22/26)	7 at LVA (8/17/25)
TR	4 (2x) last at ATL (5/22/26)	9 vs. PHX (9/11/25)
AST	5 at ATL (5/22/26)	6 (2x) last vs CON (8/27/25)
STLS	3 at ATL (5/22/26)	4 at CHI (7/9/25)
BLKS	1 (3x) last at ATL (5/22/26)	2 vs ATL (6/24/25)
MIN	18 at ATL (5/22/26)	38:26 vs PHX (7/3/25)

*game started

DATE	OPP	MIN	PTS	FGM	FGA	FG%	3PM	3PA	3P%	FTM	FTA	FT%	OR	DR	TR	AST	STL	BLK	TOV	PF
5/9	@IND	16	10	3	5	60.0	3	3	100	1	1	100	0	2	2	2	0	1	2	2
5/12	ATL	15	6	2	10	20.0	0	5	0.0	2	2	100	1	1	2	0	2	1	0	4
5/14	MIN	11	4	1	3	33.3	0	0	0.0	2	2	100	1	1	2	0	2	0	1	1
5/18	WAS	7	8	2	6	33.3	1	2	50.0	3	3	100	0	2	2	0	1	0	0	2
5/20	@CHI	8	4	2	5	40.0	0	0	0.0	0	0	0.0	2	2	4	0	1	0	1	2
5/22	@ATL	18	6	2	6	33.3	1	4	25.0	1	2	50.0	0	4	4	5	3	1	1	3
5/24	@NYL	4	2	1	2	50.0	0	0	0.0	0	0	0.0	1	0	1	0	0	0	0	0
5/28	LVA	6	2	1	3	33.3	0	1	0.0	0	0	0.0	0	1	1	1	0	0	0	1
6/1	SEA																			
6/5	@LAS																			
6/9	@MIN																			
6/11	PHX																			
6/13	@PDX																			
6/15	LVA																			
6/17	@GSV																			
6/20	CHI																			
6/22	@SEA																			
6/25	@LVA																			
6/28	MIN																			
7/2	@CON																			
7/5	@TOR																			
7/7	@NYL																			
7/10	@TOR																			
7/12	CHI																			
7/16	NYL																			
7/19	LAS																			
7/22	@PDX																			
7/29	ATL																			
7/31	@WAS																			
8/2	CON																			
8/5	@WAS																			
8/7	GSV																			
8/9	@MIN																			
8/12	TOR																			
8/14	@IND																			
8/17	@GSV																			
8/20	IND																			
8/23	SEA																			
8/25	PDX																			
8/30	CON																			
9/17	LAS																			
9/19	PHX																			
9/21	@PHX																			
9/23	@SEA																			

ACQUIRED:

Drafted No. 12 overall by the Dallas Wings in the 2025 WNBA Draft

2025 SEASON WITH DALLAS:

Appeared in 38 regular season games for the Wings, starting in eight... Averaged 7.5 points, 2.9 rebounds, 1.6 assists and 0.6 steals per game during her rookie season... Recorded a career-high 28 points, going a career-best 5/9 from three-point territory on July 3 against Phoenix... Became the fifth rookie in WNBA history to total 25+ points, 5+ assists, 5+ rebounds, and 5+ 3-pointers made in a game and the first rookie in franchise history to reach those markers on July 3 against Phoenix... Logged three 20+ point outings and 12 10+ point scoring games in 2025... Made first career start against Golden State on June 17.

COLLEGE/OTHER:

Competed at Unrivald during the 2026 season in the Development Pool... one of two NC State players to be drafted in the first round in the same draft in school history... led the Wolfpack in scoring in her final two seasons (2023-24, 2024-25), posted a career-best 17.9 points per game with 4.9 rebounds and 2.6 assists in her senior year (24-25) ... two-time All-ACC First Team honoree ... tabbed as an All-America Honorable Mention by the Associated Press, Women's Basketball Coaches Association and U.S. Basketball Writers Association (24-25) ... 19th member of NC State's 1,500-point club, with 1,589, 477 rebounds, 289 assists and 132 steals ...entered the 2024-25 season on the Naismith Player of the Year Watch List ... made both the Naismith Player of the Year and Ann Meyers Drysdale Player of the Year Midseason Watch Lists ... finished her career scoring 184 points in tournament games, the second most in program history ... finished her career with a 103-27 record (.792) at NC State.



JJ QUINERLY

POSITION: Guard

HEIGHT: 5-8

EXPERIENCE: 1 yr

COLLEGE: West Virginia

BIRTH DATE: 10/24/2002



	2026 HIGHS	CAREER HIGHS
PTS		18 at PHX (7/7/25)
FGM		7 (2x) last at PHX (7/7/25)
FGA		17 at PHX (7/7/25)
3FGM		4 at PHX (7/7/25)
3FGA		8 at PHX (7/7/25)
FTM		6 vs WAS (6/28/25)
FTA		7 vs. LVA (7/16/25)
OR		3 at GSV (7/25/25)
DR		6 at SEA (7/22/25)
TR		7 at SEA (7/22/25)
AST		9 vs LAS (8/15/25)
STLS		5 vs LVA (7/16/25)
BLKS		1 (6x) last vs IND (8/1/25)
MIN		34:41 vs PHX (7/3/25)

*game started

DATE	OPP	MIN	PTS	FGM	FGA	FG%	3PM	3PA	3P%	FTM	FTA	FT%	OR	DR	TR	AST	STL	BLK	TOV	PF	
5/9	@IND																				
										DNP- COACH'S DECISION											
5/12	ATL																				
										DNP- COACH'S DECISION											
5/14	MIN																				
										DNP- COACH'S DECISION											
5/18	WAS																				
										DNP- COACH'S DECISION											
5/20	@CHI																				
										DNP- COACH'S DECISION											
5/22	@ATL																				
										DNP- COACH'S DECISION											
5/24	@NYL																				
										DNP- COACH'S DECISION											
5/28	LVA																				
										DNP- COACH'S DECISION											
6/1	SEA																				
6/5	@LAS																				
6/9	@MIN																				
6/11	PHX																				
6/13	@PDX																				
6/15	LVA																				
6/17	@GSV																				
6/20	CHI																				
6/22	@SEA																				
6/25	@LVA																				
6/28	MIN																				
7/2	@CON																				
7/5	@TOR																				
7/7	@NYL																				
7/10	@TOR																				
7/12	CHI																				
7/16	NYL																				
7/19	LAS																				
7/22	@PDX																				
7/29	ATL																				
7/31	@WAS																				
8/2	CON																				
8/5	@WAS																				
8/7	GSV																				
8/9	@MIN																				
8/12	TOR																				
8/14	@IND																				
8/17	@GSV																				
8/20	IND																				
8/23	SEA																				
8/25	PDX																				
8/30	CON																				
9/17	LAS																				
9/19	PHX																				
9/21	@PHX																				
9/23	@SEA																				

ACQUIRED:

Drafted No. 27 overall in the 2025 WNBA Draft by the Dallas Wings.

2025 SEASON WITH DALLAS:

Announced to miss remainder of 2025 season due to an ACL sprain in her left knee on 8/24 ... dished a career-high 9 assists against LA on 8/15... first 3rd-round rookie since 1999 to start and score 10+ points in six consecutive games ... set a new career-high in scoring and 3-pointers made against PHX (7/7) with 18 points and 4 3-pointers ... finished with 17 points, 5 rebounds and 7 assists in her second career start against PHX (7/3) ... In her first career start against WAS (6/28), tallied career 15 points, four rebounds and four assists ... posted 14 points and four assists against LAS on 6/6 ... Recorded five points in four minutes of play, going 2-of-2 from the field against Connecticut (5/27).

COLLEGE — West Virginia —

Drafted No. 27 overall by the Dallas Wings in the 2025 WNBA Draft ...11th player in program history to be drafted by a WNBA team and first since 2021... named the 2024-25 Big 12 Defensive Player of the Year along with earning All-Big 12 First Team and All-Big 12 Defensive Team honors (2024-25) ... only player in West Virginia history to be named the conference's Defensive Player of the Year, doing so in back-to-back seasons (2024-25, 2023-24) fourth Mountaineer to reach 2,000 career points ... ranks No. 3 all-time in points scored (2,016) at West Virginia ... No. 5 all-time in scoring average (16.00) ... ranks No. 3 all-time with 328 career steals.

HIGH SCHOOL —


Attended Lake Taylor High School (Norfolk, Virginia) ... averaged 17.4 points, 6.7 rebounds, 9 assists and 5 steals per game... named the VHSCA 4A Player of the Year in 2019 ... named to the USA Today Virginia All-State second team and led team to a VHSL 4A State Championship (2019).

PERSONAL —

Born Oct. 24, 2002 ... daughter of John and Nikosha Quinerly ... has one brother ... full name is Ja'Naiya ... majored in Criminology ... grew up playing basketball with Wings teammate Aziha James

DULCY FANKAM MENDJIADEU
POSITION: Forward-Center
HEIGHT: 6-3
EXPERIENCE: 3 yrs
COLLEGE: South Florida
BIRTH DATE: 7/26/1999

12



	2026 HIGHS	CAREER HIGHS
PTS		13 at ATL (7/12/23)
FGM		6 (2x) last at ATL (7/12/23)
FGA		11 at ATL (7/12/23)
3FGM		-
3FGA		1 vs. LVA (7/20/23)
FTM		3 vs. NYL (7/2/23)
FTA		5 at ATL (7/12/23)
OR		6 vs. CON (8/8/23)
DR		10 at MIN (8/20/23)
TR		15 at MIN (8/20/23)
AST		1 (13x) last at IND (5/30/24)
STLS		2 (3x) last at LVA (9/2/23)
BLKS		2 (2x) last at NYL (7/8/23)
MIN		37:20 at NYL (7/8/23)

*game started

DATE	OPP	MIN	PTS	FGM	FGA	FG%	3PM	3PA	3P%	FTM	FTA	FT%	OR	DR	TR	AST	STL	BLK	TOV	PF	
5/9	@IND																				
5/12	ATL																				
5/14	MIN																				
5/18	WAS																				
5/20	@CHI																				
5/22	@ATL																				
5/24	@NYL																				
5/28	LVA																				
6/1	SEA																				
6/5	@LAS																				
6/9	@MIN																				
6/11	PHX																				
6/13	@PDX																				
6/15	LVA																				
6/17	@GSV																				
6/20	CHI																				
6/22	@SEA																				
6/25	@LVA																				
6/28	MIN																				
7/2	@CON																				
7/5	@TOR																				
7/7	@NYL																				
7/10	@TOR																				
7/12	CHI																				
7/16	NYL																				
7/19	LAS																				
7/22	@PDX																				
7/29	ATL																				
7/31	@WAS																				
8/2	CON																				
8/5	@WAS																				
8/7	GSV																				
8/9	@MIN																				
8/12	TOR																				
8/14	@IND																				
8/17	@GSV																				
8/20	IND																				
8/23	SEA																				
8/25	PDX																				
8/30	CON																				
9/17	LAS																				
9/19	PHX																				
9/21	@PHX																				
9/23	@SEA																				

ACQUIRED:

Signed a training camp contract with the Dallas Wings on April 12. Waived on May 4, but signed to the player development contract with the team on May 6.

2024 SEASON WITH SEATTLE:

Appeared in seven regular season games for the Storm... averaged 0.8 points and 1.3 rebounds per game

2023 SEASON WITH SEATTLE:

Drafted No. 23 overall by the Storm in the WNBA Draft... Appeared in 34 regular season games for the Storm, starting in 21.... averaged 4.1 points, 4.5 rebounds, 0.4 assists, 0.3 blocks and 0.4 steals per game...

OVERSEAS CAREER:

Has competed professionally overseas since 2023, with stints in Spain, France and Serbia... during the 2025-26 season, Fankam Mendjiadeu played with Serbian club Crvena zvezda.... posted 16.3 points, 8.0 rebounds and 1.1 assists per contest, helping guide the team to a Serbian Cup finish...

COLLEGE CAREER:

Played two seasons under Wings Head Coach Jose Fernandez at the University of South Florida from 2021-2023... earned AAC co-Player of the Year (2023), First-team All-AAC (2023) and Second-team All-AAC honors (2022)... prior to South Florida, competed at Walters State CC (2018-2019) and University of Memphis (2019-2021)...



MADDY SIEGRIST

POSITION: Forward

HEIGHT: 6-2

EXPERIENCE: 3 yrs

COLLEGE: Villanova

BIRTH DATE: 05/22/2000

20



	2026 HIGHS	CAREER HIGHS
PTS	17 vs. MIN (5/14/26)	23 (2x) last at ATL 8/29/25
FGM	7 vs. MIN (5/14/26)	11 at LVA 8/17/25
FGA	11 vs. MIN (5/14/26)	17 at MIN 6/17/24
3FGM	2 (2x) last vs. LVA (5/28/26)	3 at IND 8/12/25
3FGA	4 vs. WAS (5/18/26)	5 at IND 8/12/25
FTM	3 vs. MIN (5/14/26)	5 at LVA 9/19/24
FTA	3 vs. MIN (5/14/26)	6 at LVA 9/19/24
OR	2 (2x) last vs. LVA (5/28/26)	7 at PHO 5/25/24
DR	5 vs. LVA (5/28/26)	7 vs MIN 6/8/25
TR	7 vs. LVA (5/28/26)	11 vs MIN 6/8/25
AST	2 vs. WAS (5/18/26)	4 at PHO 5/25/24
STLS	1 (2x) last at NYL (5/24/26)	3 vs GSV 8/24/25
BLKS	1 (3x) last at NYL (5/24/26)	3 (2x) last at LAS 8/20/25
MIN	20 vs. WAS (5/18/26)	47:35 vs. PHO 6/9/24

*game started

DATE	OPP	MIN	PTS	FGM	FGA	FG%	3PM	3PA	3P%	FTM	FTA	FT%	OR	DR	TR	AST	STL	BLK	TOV	PF
5/9	@IND	18	7	3	7	42.9	1	3	33.3	0	0	0.0	0	3	3	1	0	0	0	3
5/12	ATL	8	2	1	3	33.3	0	1	0.0	0	0	0.0	0	3	3	0	0	0	0	1
5/14	MIN	16	17	7	11	63.6	0	3	0.0	3	3	100	0	4	4	1	0	1	0	1
5/18	WAS	20	10	4	9	44.4	2	4	50.0	0	0	0.0	0	0	0	2	0	0	0	3
5/20	@CHI	7	0	0	1	0.0	0	1	0.0	0	0	0.0	0	1	1	0	1	0	0	0
5/22	@ATL	17	5	2	8	25.0	1	1	100	0	0	0.0	2	0	2	1	0	1	0	1
5/24	@NYL	6	2	1	1	100	0	0	0.0	0	0	0.0	0	1	1	0	1	1	1	1
5/28*	LVA	17	8	3	7	42.9	2	3	66.7	0	0	0.0	2	5	7	1	0	0	0	2
6/1	SEA																			
6/5	@LAS																			
6/9	@MIN																			
6/11	PHX																			
6/13	@PDX																			
6/15	LVA																			
6/17	@GSV																			
6/20	CHI																			
6/22	@SEA																			
6/25	@LVA																			
6/28	MIN																			
7/2	@CON																			
7/5	@TOR																			
7/7	@NYL																			
7/10	@TOR																			
7/12	CHI																			
7/16	NYL																			
7/19	LAS																			
7/22	@PDX																			
7/29	ATL																			
7/31	@WAS																			
8/2	CON																			
8/5	@WAS																			
8/7	GSV																			
8/9	@MIN																			
8/12	TOR																			
8/14	@IND																			
8/17	@GSV																			
8/20	IND																			
8/23	SEA																			
8/25	PDX																			
8/30	CON																			
9/17	LAS																			
9/19	PHX																			
9/21	@PHX																			
9/23	@SEA																			
Total																				
Average																				

ACQUIRED:

Drafted No. 3 overall by the Dallas Wings in the 2023 WNBA Draft.

2025 SEASON WITH DALLAS:

Appeared in 26 regular season games for the Wings, starting in 15... Averaged a career-best 12.7 points, 4.3 rebounds and 0.7 steals and 0.6 blocks per game. Also dished out 0.8 assists per game... Missed 18 games from 6/13-8/1 with a right knee injury... Logged a career-high 23 points on two occasions- August 17 against Las Vegas and August 29 against Atlanta... Grabbed a career-high 11 rebounds and recorded her first career double-double with 15 points on June 8 against Minnesota... Tallied a career-high three steals on August 24 against Golden State... Notched a career-high three three-point fields goals on four occasions- August 12 against Indiana, August 20 against Los Angeles, August 29 against Atlanta and September 4 against Golden State... Added 11 points and a game-high eight rebounds in first start of season against Chicago on May 31.

2024 SEASON WITH DALLAS:

Breakout second season in the WNBA ... bumped scoring average from 3.7 as a rookie to 9.4 for a 5.7 increase – third highest among all WNBA players between 2023 and 2024 ... scoring ranking jumped 44 spots from 89 to 45 - second highest improvement in ranking in the WNBA between 2023 and 2024 ... started 13 of 27 games played ... missed 13 games in the middle of the season due to a broken finger ... set single-game career highs in every statistical category, including points (22 on 5/25 at PHX), rebounds (9 on 5/25 at PHX), assists (4 on 5/25 at PHX) and blocks (3 on 5/15 vs. CHI) ... made her first career start on 05/18 against the Chicago Sky, scoring 6 points

2023 SEASON WITH DALLAS:

Siegrist finished with nine points against Minnesota (8/24) ... was efficient in Washington (8/20), scoring 11 points on 5-7 (71.4%) shooting ... recorded double-digit scoring for the third time this season with 10 points on 5-6 (83.3%) shooting versus Chicago (8/4) ... recorded seven points and two rebounds in Seattle (8/2) ... totaled 10 points off the bench versus Washington (7/28)... totaled a career-high 14 points and eight rebounds against Phoenix (6/7)... went 2-2 from three in Chicago (5/28).

INTERNATIONAL – 2024 USA 3x3 Women's AmeriCup Team selection.

ARIKE OGUNBOWALE

POSITION: Guard
HEIGHT: 5-8
EXPERIENCE: 7 yrs
COLLEGE: Notre Dame
BIRTH DATE: 03/02/1997

24



	2026 HIGHS	CAREER HIGHS
PTS	22 at IND (5/9/26)	41 vs. SEA (6/17/23)
FGM	8 at IND (5/9/26)	14 at CHI (5/29/25)
FGA	20 at NYL (5/24/26)	30 at LAS (5/26/24)
3FGM	5 at NYL (5/24/26)	9 vs. IND 9/1/24 (WNBA record)
3FGA	13 at NYL (5/24/26)	16 (2x) last vs. IND (9/1/24)
FTM	6 (2x) last vs. WAS (5/18/26)	12 vs. WAS (8/12/20)
FTA	7 vs. ATL (5/12/26)	16 at PHX (8/10/19)
OR	3 vs. MIN (5/14/26)	4 vs. PHX (5/29/21)
DR	4 (2x) last at NYL (5/24/26)	7 (2x) last at PHO (5/25/24)
TR	4 (3x) last at NYL (5/24/26)	8 (2x) last vs IND (9/1/24)
AST	5 (3x) last at NYL (5/24/26)	14 vs NYL (7/28/25)
STLS	3 vs. WAS (5/18/26)	6 (2x) last at CON (5/27/25)
BLKS	1 at ATL (5/22/26)	2 (2x) last vs MIN (6/8/25)
MIN	38 at NYL (5/24/26)	50:00 vs. PHO (6/9/24)

*game started

DATE	OPP	MIN	PTS	FGM	FGA	FG%	3PM	3PA	3P%	FTM	FTA	FT%	OR	DR	TR	AST	STL	BLK	TOV	PF
5/9*	@IND	29	22	8	15	53.3	3	7	42.9	3	3	100	0	1	1	5	0	0	3	5
5/12*	ATL	36	20	7	15	46.7	0	4	0.0	6	7	85.7	0	4	4	1	1	0	2	2
5/14*	MIN	30	6	2	11	18.2	1	4	25.0	1	1	100	3	1	4	1	0	0	1	3
5/18*	WAS	33	16	4	10	40.0	2	5	40.0	6	6	100	0	0	0	3	3	0	0	0
5/20*	@CHI	32	23	7	16	43.8	4	6	66.7	5	5	100	0	2	2	5	0	0	1	2
5/22*	@ATL	25	2	1	11	9.1	0	5	0.0	0	0	0.0	0	0	0	1	0	1	2	2
5/24*	@NYL	38	19	5	20	25.0	5	13	38.5	4	6	66.7	0	4	4	5	1	0	3	2
5/28*	LVA	18	1	0	4	0.0	0	1	0.0	1	1	100	0	0	0	2	0	0	1	2
6/1	SEA																			
6/5	@LAS																			
6/9	@MIN																			
6/11	PHX																			
6/13	@PDX																			
6/15	LVA																			
6/17	@GSV																			
6/20	CHI																			
6/22	@SEA																			
6/25	@LVA																			
6/28	MIN																			
7/2	@CON																			
7/5	@TOR																			
7/7	@NYL																			
7/10	@TOR																			
7/12	CHI																			
7/16	NYL																			
7/19	LAS																			
7/22	@PDX																			
7/29	ATL																			
7/31	@WAS																			
8/2	CON																			
8/5	@WAS																			
8/7	GSV																			
8/9	@MIN																			
8/12	TOR																			
8/14	@IND																			
8/17	@GSV																			
8/20	IND																			
8/23	SEA																			
8/25	PDX																			
8/30	CON																			
9/17	LAS																			
9/19	PHX																			
9/21	@PHX																			
9/23	@SEA																			

ACQUIRED:

Originally drafted No. 5 overall by the Wings in the 2019 WNBA Draft. Re-signed with the team as a free agent on April 12.

CAREER HONORS:

4x WNBA All-Star... 2x WNBA All-Star Game MVP... All-WNBA First-Team (2020)... ALL-WNBA Second-Team (2021, 2024)... WNBA All-Rookie Team (2019)... WNBA Scoring Champion (2021)... WNBA steals leader (2024)

2025 SEASON WITH DALLAS:

Averaged 15.5 points, 2.5 rebounds, 4.1 assists and 1.3 steals over 29 regular season games in 2025... Missed three games from 7/3-7/9 with a left thumb injury and 8/12 through the end of the season with a right knee injury... Matched the franchise record for assists in a game with 14 against NYL on 7/28, also tallying 15 points and 10 assists in the first half alone, becoming just the third player in league history to record a points-assists double-double in a single half, first to do so in franchise history, and marking the fifth points-assists double-double of her career and became the first player to ever record a game with 20+ points, 14+ assists and no more than one turnover.... Surpassed D. Nolan for first in franchise history for career FGM on 7/22... Tied the highest single-game point total in the WNBA this season with 37 points against Chicago (5/29).Knocked down a season-best six 3-pointers, tying her with ... Kelsey Plum for No. 18 on the WNBA's all-time career 3-pointers made list (512) and marked the 23rd 30+ pt game of her career, tying Tina Charles for No. 8 all-time on 5/29 against Chicago... Surpassed A'ja Wilson for the second-most points through 200 career games, tallying 4,083 points, sitting only behind Breanna Stewart (4,121 points in 200 games) against the Sun (5/27).... Tied Diana Taurasi as the fastest player in league history to reach 500 career 3-point field goals made ... hit the milestone in 198 games, coming against Minnesota on 5/21 ... also the first player in franchise history to reach the 500 made-3s milestone.



LI YUERU

POSITION: Center
HEIGHT: 6-7
EXPERIENCE: 3 years
COUNTRY: China
BIRTH DATE: 03/28/1999

28



	2026 HIGHS	CAREER HIGHS
PTS	7 at CHI (5/20/26)	20 at IND 8/12/25
FGM	1 at CHI (5/20/26)	8 at IND 7/13/25
FGA	4 at CHI (5/20/26)	14 at IND 8/12/25
3FGM	1 at CHI (5/20/26)	4 at CHI 7/9/25
3FGA	3 at CHI (5/20/26)	7 at CHI 7/9/25
FTM	4 at CHI (5/20/26)	10 vs PHX 7/3/25
FTA	6 at CHI (5/20/26)	12 vs PHX 7/3/25
OR	4 at CHI (5/20/26)	8 vs PHX 9/17/24
DR	5 at CHI (5/20/26)	9 vs ATL 6/24/25
TR	9 at CHI (5/20/26)	15 vs ATL 6/24/25
AST	3 at CHI (5/20/26)	4 vs PHX 5/17/25
STLS	1 at CHI (5/20/26)	2 (2x) last vs WASH 8/23/24
BLKS	-	2 (2x) last vs LVA 7/16/25
MIN	20 at CHI (5/20/26)	34:04 vs ATL 6/24/25

*game started

DATE	OPP	MIN	PTS	FGM	FGA	FG%	3PM	3PA	3P%	FTM	FTA	FT%	OR	DR	TR	AST	STL	BLK	TOV	PF	
5/9	@IND	4	3	0	1	0.0	0	0	0.0	3	4	75.0	0	1	1	0	0	0	0	0	
5/12	ATL	DNP- COACH'S DECISION																			
5/14	MIN	DNP- COACH'S DECISION																			
5/18	WAS	5	1	0	3	0.0	0	1	0.0	1	2	50.0	3	0	3	0	0	0	0	0	
5/20	@CHI	20	7	1	4	25.0	1	3	33.3	4	6	66.7	4	5	9	3	1	0	1	3	
5/22	@ATL	5	0	0	0	0.0	0	0	0.0	0	0	0.0	0	0	0	0	0	0	0	0	
5/24	@NYL	3	0	0	1	0.0	0	1	0.0	0	0	0.0	0	1	1	0	0	0	0	0	
5/28	LVA	DNP- COACH'S DECISION																			
6/1	SEA																				
6/5	@LAS																				
6/9	@MIN																				
6/11	PHX																				
6/13	@PDX																				
6/15	LVA																				
6/17	@GSV																				
6/20	CHI																				
6/22	@SEA																				
6/25	@LVA																				
6/28	MIN																				
7/2	@CON																				
7/5	@TOR																				
7/7	@NYL																				
7/10	@TOR																				
7/12	CHI																				
7/16	NYL																				
7/19	LAS																				
7/22	@PDX																				
7/29	ATL																				
7/31	@WAS																				
8/2	CON																				
8/5	@WAS																				
8/7	GSV																				
8/9	@MIN																				
8/12	TOR																				
8/14	@IND																				
8/17	@GSV																				
8/20	IND																				
8/23	SEA																				
8/25	PDX																				
8/30	CON																				
9/17	LAS																				
9/19	PHX																				
9/21	@PHX																				
9/23	@SEA																				

ACQUIRED:

Acquired in a trade with the Seattle Storm on June 14, 2025. Signed a reserved qualifying offer with the Wings on April 8.

2025 WITH DALLAS AND SEATTLE:

Announced to miss remainder of the 2025 season due to ACL sprain on Aug. 19 ... posted career best of 20 points against IND on 8/12 ... scored in double figures in three consecutive games for the first time in her career (7/16, 7/13, 7/9) ... posted her third career double-double, with a season-high 12 points and 11 rebounds against PHX (7/3) ... earned a career-high in minutes against ATL (6/24) and tallied her second career double-double with 10 points and a career-best 15 boards ... acquired from the Seattle Storm in exchange for a 2026 Second Round pick and 2027 Third Round pick ... shot 50-percent from three and nearly 92-percent from the free-throw line in nine games with Seattle ... traded from the Los Angeles Sparks to Seattle this past February.

2025 WITH LOS ANGELES:

Traded from Chicago to Los Angeles prior to the season ... appeared in 38 games and averaged 5.1 points and 3.7 rebounds ... Her 89.8-percent free-throw percentage ranked third in the WNBA.

2023 - Missed season due to injury.

2022 WITH CHICAGO:

Made her debut in the 2022 season with the Chicago Sky following a pair of trades ... averaged 1.8 points and 1.5 rebounds over 16 games with the Sky.

2019 - Selected 35th overall by the Atlanta Dream in the 2019 WNBA Draft

International - Professional career began in China, playing for the Guangdong Dolphins of the Women's Chinese Basketball League in 2015 ... has represented China since 2017... earned two gold medals (Asian Games), two silver medals (FIBA Asia Cup, World Cup) and a bronze medal (FIBA Asia Cup) on the international stage ... most recently led China with team highs of 17.7 points and 11.0 rebounds per game at the 2024 Paris Olympics ... recorded the most points by a woman in Chinese Olympic basketball history since 1998 with 31 points against Spain on July 28, 2024.

JESSICA SHEPARD

POSITION: Forward
HEIGHT: 6-4
EXPERIENCE: 5 years
COLLEGE: Notre Dame
BIRTH DATE: 09/11/1996

32



	2026 HIGHS	CAREER HIGHS
PTS	22 vs. LVA (5/28/26)	22 (3x) last vs. LVA (5/28/26)
FGM	8 vs. LVA (5/28/26)	10 at IND (8/22/25)
FGA	13 vs. LVA (5/28/26)	13 vs. LVA (5/28/26)
3FGM	-	2 vs. WAS (5/8/22)
3FGA	1 (5x) last vs. LVA (5/28/26)	4 (2x) last vs. WAS (5/8/22)
FTM	6 (2x) last vs. LVA (5/28/26)	9 at CHI (8/8/23)
FTA	9 at CHI (5/20/26)	12 vs. NYL (8/16/25)
OR	6 at ATL (5/22/26)	7 at NYL (8/19/25)
DR	16 vs. LVA (5/28/26)	16 vs. LVA (5/28/26)
TR	20 vs. LVA (5/28/26)	20 vs. LVA (5/28/26)
AST	12 at CHI (5/20/26)	12 at CHI (5/20/26)
STLS	2 at IND (5/9/26)	3 vs. NYL (8/4/23)
BLKS	-	2 vs. DAL (6/28/22)
MIN	38 vs. LVA (5/28/26)	40:00 (2x) last at IND (8/22/25)

*game started

DATE	OPP	MIN	PTS	FGM	FGA	FG%	3PM	3PA	3P%	FTM	FTA	FT%	OR	DR	TR	AST	STL	BLK	TOV	PF
5/9*	@IND	32	13	5	8	62.5	0	0	0.0	3	5	60.0	1	8	9	9	2	0	2	5
5/12*	ATL	31	12	6	11	54.5	0	0	0.0	0	0	0.0	3	5	8	3	0	0	2	2
5/14*	MIN	31	7	3	8	37.5	0	1	0.0	1	2	50.0	2	4	6	4	1	0	0	3
5/18*	WAS	27	12	4	7	57.1	0	0	0.0	4	5	80.0	4	12	16	6	0	0	0	1
5/20*	@CHI	31	18	6	7	85.7	0	1	0.0	6	9	66.7	1	9	10	12	0	0	1	3
5/22*	@ATL	31	10	5	11	45.5	0	1	0.0	0	0	0.0	6	5	11	2	0	0	3	3
5/24*	@NYL	33	10	5	9	55.6	0	1	0.0	0	1	0.0	2	9	11	6	0	0	1	3
5/28*	LVA	38	22	8	13	61.5	0	1	0.0	6	6	100	4	16	20	10	0	0	2	3
6/1	SEA																			
6/5	@LAS																			
6/9	@MIN																			
6/11	PHX																			
6/13	@PDX																			
6/15	LVA																			
6/17	@GSV																			
6/20	CHI																			
6/22	@SEA																			
6/25	@LVA																			
6/28	MIN																			
7/2	@CON																			
7/5	@TOR																			
7/7	@NYL																			
7/10	@TOR																			
7/12	CHI																			
7/16	NYL																			
7/19	LAS																			
7/22	@PDX																			
7/29	ATL																			
7/31	@WAS																			
8/2	CON																			
8/5	@WAS																			
8/7	GSV																			
8/9	@MIN																			
8/12	TOR																			
8/14	@IND																			
8/17	@GSV																			
8/20	IND																			
8/23	SEA																			
8/25	PDX																			
8/30	CON																			
9/17	LAS																			
9/19	PHX																			
9/21	@PHX																			
9/23	@SEA																			

ACQUIRED:

Signed with the Wings as a free-agent on April 12 to a multi-year agreement.

2025 WITH MINNESOTA:

Appeared in 40 regular season games for the Lynx, starting in 12... averaged 8.0 points, 7.3 rebounds, 2.6 assists and 0.5 steals per game... finished in double-digits on 13 occasions... recorded the fastest triple-double in WNBA history (21:57), finishing with 22 points, 11 rebounds and a career-high 10 assists on August 22 at Indiana... also became just the third played in league history to post 20+ points, 10+ rebounds, 10+ assists and zero turnovers in a game....

2023 WITH MINNESOTA:

Appeared in 21 regular season games for the Lynx, starting in 17.... averaged 8.1 points, 7.1 rebounds, 3.2 assists and 0.6 steals per game... notched a season-high 17 points on August 8 vs. Chicago...grabbed a season-high 15 rebounds on May 28 vs. Las Vegas... finished in double-digits on seven occasions... grabbed 10+ rebounds on six occasions...

OVERSEAS CAREER:

Played in Italy with Schio during 2025-26 WNBA offseason... over 20 games in Italy Serie A1, she averaged 16.8 points, 9.0 rebounds, 2.0 assists and 1.1 steals while shooting 67% from three... in 15 EuroLeague games, she finished second overall in scoring at 17.0 points per game and first among all played in rebounding (9.5), double-doubles (6) and efficiency... when playing in Greece in 2024-25, she had a clean sweep of All-Greek A1 Player of the Year, Defensive Player of the Year, First Team and All-Defensive Team

COLLEGE CAREER:

Played two seasons at the University of Nebraska (2015-2017) before transferring to Notre Dame (2017-2019)... Played alongside Wings teammate Arike Ogunbowale for two seasons at Notre Dame... 2018 NCAA National Champion... Third-team All-American- AP (2019)... 2x First-team All-ACC (2018, 2019)... First-team All-Big Ten (2016)... Second-team All-Big Ten (2017)... Big Ten Freshman of the Year (2016)... Big Ten All-Freshman Team (2016)



AWAK KUIER

POSITION: Forward
HEIGHT: 6-6
EXPERIENCE: 3 yrs
FROM: Finland
BIRTH DATE: 8/19/2001

34



	2026 HIGHS	CAREER HIGHS
PTS	16 at ATL (5/22/26)	16 at ATL (5/22/26)
FGM	6 at ATL (5/22/26)	6 (2x) last at ATL (5/22/26)
FGA	6 (2x) at ATL (5/22/26)	10 at WAS (8/26/21)
3FGM	2 (3x) last vs. LVA (5/28/26)	2 (3x) last vs. LVA (5/28/26)
3FGA	3 (2x) last vs. LVA (5/28/26)	4 (2x) last vs CON (9/7/21)
FTM	4 (2x) last vs. LVA (5/28/26)	6 vs. MIN (8/24/23)
FTA	5 at ATL (5/22/26)	8 at MIN (6/28/22)
OR	1 (3x) last at NYL (5/24/26)	4 vs. LVA (6/15/22)
DR	5 at NYL (5/24/26)	7 at PHX (8/27/23)
TR	6 at NYL (5/24/26)	9 (2x) last at PHX (8/27/23)
AST	4 vs. WAS (5/18/26)	4 vs. WAS (5/18/26)
STLS	3 vs. WAS (5/18/26)	3 (2x) last vs. WAS (5/18/26)
BLKS	2 (2x) last vs. LVA (5/28/26)	5 vs. CON (9/7/21)
MIN	24 at NYL (5/24/26)	30:51 at PHX (8/27/23)

*game started

DATE	OPP	MIN	PTS	FGM	FGA	FG%	3PM	3PA	3P%	FTM	FTA	FT%	OR	DR	TR	AST	STL	BLK	TOV	PF
5/9	@IND	2	0	0	0	0.0	0	0	0.0	0	0	0.0	0	1	1	1	1	0	0	0
5/12	ATL	15	6	2	4	50.0	1	2	50.0	1	2	50.0	1	3	4	1	0	1	0	0
5/14	MIN	6	0	0	0	0.0	0	0	0.0	0	0	0.0	1	0	1	0	0	0	1	1
5/18	WAS	20	9	4	6	66.7	0	2	0.0	1	1	100	1	2	3	4	3	1	0	1
5/20	@CHI	5	0	0	2	0.0	0	1	0.0	0	0	0.0	0	1	1	0	0	0	0	1
5/22	@ATL	17	16	6	6	100	2	2	100	2	5	40.0	0	4	4	0	1	1	3	0
5/24	@NYL	24	10	2	3	66.7	2	3	66.7	4	4	100	1	5	6	1	0	2	1	0
5/28	LVA	21	12	3	5	60.0	2	3	66.7	4	4	100	0	4	4	0	0	2	1	1
6/1	SEA																			
6/5	@LAS																			
6/9	@MIN																			
6/11	PHX																			
6/13	@PDX																			
6/15	LVA																			
6/17	@GSV																			
6/20	CHI																			
6/22	@SEA																			
6/25	@LVA																			
6/28	MIN																			
7/2	@CON																			
7/5	@TOR																			
7/7	@NYL																			
7/10	@TOR																			
7/12	CHI																			
7/16	NYL																			
7/19	LAS																			
7/22	@PDX																			
7/29	ATL																			
7/31	@WAS																			
8/2	CON																			
8/5	@WAS																			
8/7	GSV																			
8/9	@MIN																			
8/12	TOR																			
8/14	@IND																			
8/17	@GSV																			
8/20	IND																			
8/23	SEA																			
8/25	PDX																			
8/30	CON																			
9/17	LAS																			
9/19	PHX																			
9/21	@PHX																			
9/23	@SEA																			

ACQUIRED:

Selected No. 2 overall in the 2021 WNBA Draft by the Dallas Wings... Signed a one-year deal with the Wings on April 11.

OVERSEAS CAREER HONORS:

All-Turkish League Third Team (2026)..All-Europeans Honorable Mention (2025)... All-Italian League First Team (2025)... All-Italian League All-Defensive Team (2025)... All-Italian League Finals MVP (2024)... All-Italian League Second Team (2024) ... All-Italian A1 Honorable Mention (2023). Italian Serie A1 Champion (2024)

2025-26 SEASON (TURKEY):

During the 2025-26 season in Turkey playing with KBSL runner-up Galatasaray, Kuier averaged 12.9 points, 6.3 rebounds, 1.7 assists, 2.0 blocks and 1.0 steals per game while shooting .593 from the field and .409 from three over 24 games. Over 17 Euroleague contests this year, she posted averages of 12.8 points, 7.8 rebounds, 1.9 assists, 1.6 blocks and 1.0 steals, shooting .654 overall. She led the Euroleague in blocks, finished second in double-doubles (five), was fifth in efficiency and sixth in field goal percentage.

2023 SEASON WITH DALLAS:

Appeared in 37 regular season games, starting in four... Averaged 2.6 points and 2.5 rebounds per game... Tallied a season-high 12 points on two occasions- July 28 vs. Washington and August 24 vs. Minnesota. Grabbed a season-high nine rebounds vs. Phoenix on August 27.

2022 SEASON WITH DALLAS:

Appeared in 33 regular season games... Averaged 2.8 points, 2.5 rebounds, 0.9 assists and 0.4 blocks... Notched a season-high nine points on June 10 against Seattle.... Recorded a season-high nine rebounds on June 15 against Las Vegas.

2021 SEASON WITH DALLAS:

Appeared in 16 regular season games... Averaged 2.4 points and 2.4 rebounds per game.

AZZI FUDD
POSITION: Guard
HEIGHT: 5-11
EXPERIENCE: Rookie
COLLEGE: Connecticut
BIRTH DATE: 11/11/2001

35



	2026 HIGHS	CAREER HIGHS
PTS	24 at NYL (5/24/26)	24 at NYL (5/24/26)
FGM	9 (2x) last vs. LVA (5/28/26)	9 (2x) last vs. LVA (5/28/26)
FGA	15 (2x) last vs. LVA (5/28/26)	15 (2x) last vs. LVA (5/28/26)
3FGM	6 at NYL (5/24/26)	6 at NYL (5/24/26)
3FGA	12 at NYL (5/24/26)	12 at NYL (5/24/26)
FTM	2 at CHI (5/20/26)	2 at CHI (5/20/26)
FTA	2 (2x) last vs. LVA (5/28/26)	2 (2x) last vs. LVA (5/28/26)
OR	1 (3x) last vs. LVA (5/28/26)	1 (3x) last vs. LVA (5/28/26)
DR	2 (2x) last vs. LVA (5/28/26)	2 (2x) last vs. LVA (5/28/26)
TR	3 vs. LVA (5/28/26)	3 vs. LVA (5/28/26)
AST	3 (2x) last at NYL (5/24/26)	3 (2x) last at NYL (5/24/26)
STLS	3 at NYL (5/24/26)	3 at NYL (5/24/26)
BLKS	3 at ATL (5/22/26)	3 at ATL (5/22/26)
MIN	38 vs. LVA (5/28/26)	38 vs. LVA (5/28/26)

*game started

DATE	OPP	MIN	PTS	FGM	FGA	FG%	3PM	3PA	3P%	FTM	FTA	FT%	OR	DR	TR	AST	STL	BLK	TOV	PF	
5/9	@IND	18	3	1	2	50.0	1	2	50.0	0	0	0.0	1	0	1	0	1	0	0	0	
5/12	ATL																				
OUT- RIGHT KNEE																					
5/14	MIN	20	8	4	7	57.1	0	2	0.0	0	0	0.0	0	1	1	0	1	1	2	4	
5/18	WAS	24	12	6	9	66.7	0	1	0.0	0	0	0.0	1	1	2	3	1	0	1	2	
5/20	@CHI	28	12	4	6	66.7	2	2	100	2	2	100	0	0	0	1	0	0	1	1	
5/22	@ATL	21	7	3	9	33.3	1	4	25.0	0	0	0.0	0	1	1	0	1	3	0	1	
5/24	@NYL	32	24	9	15	60.0	6	12	50.0	0	0	0.0	0	2	2	3	3	2	1	3	
5/28*	LVA	38	22	9	15	60.0	3	5	60.0	1	2	50.0	1	2	3	2	1	1	0	1	
6/1	SEA																				
6/5	@LAS																				
6/9	@MIN																				
6/11	PHX																				
6/13	@PDX																				
6/15	LVA																				
6/17	@GSV																				
6/20	CHI																				
6/22	@SEA																				
6/25	@LVA																				
6/28	MIN																				
7/2	@CON																				
7/5	@TOR																				
7/7	@NYL																				
7/10	@TOR																				
7/12	CHI																				
7/16	NYL																				
7/19	LAS																				
7/22	@PDX																				
7/29	ATL																				
7/31	@WAS																				
8/2	CON																				
8/5	@WAS																				
8/7	GSV																				
8/9	@MIN																				
8/12	TOR																				
8/14	@IND																				
8/17	@GSV																				
8/20	IND																				
8/23	SEA																				
8/25	PDX																				
8/30	CON																				
9/17	LAS																				
9/19	PHX																				
9/21	@PHX																				
9/23	@SEA																				

ACQUIRED:

Selected No. 1 overall by the Dallas Wings in the 2026 WNBA Draft.

COLLEGE CAREER:

Played five seasons at the University of Connecticut (2021-2026)... 2025 National Champion... 2026 WBCA All-America... 2026 AP First Team All-America... 2026 USBWA First Team All-America... 2026 Wooden Award All-America... 2026 CSC Academic All-America Team Member of the Year... 2026 BIG EAST Scholar-Athlete of the Year... 2026 NCAA Fort Worth Regional 1 All-Region Team... 2026 CSC Academic All-America First Team... 2026 BIG EAST All-Tournament Team... 2026 All-BIG EAST First Team... 2025 NCAA Final Four Most Outstanding Player... 2025 BIG EAST All-Tournament Team... 2025 All-BIG EAST First Team... 2022 NCAA Tournament Bridgeport All-Region Team... 2022 BIG EAST All-Freshman Team



Player Career Stats (Avg/Totals)

Paige Bueckers Career Stats - Averages

SEASON	TEAM	GP	GS	MIN	PTS	OR	DR	REB	AST	STL	BLK	TO	FGM-FGA	FG%	3PM-3PA	3P%	FTM-FTA	FT%	PF
2025	DAL	36	36	33.3	19.2	0.7	3.3	3.9	5.4	1.6	0.5	2.0	7.2-15.1	47.7	1.1-3.3	33.1	3.8-4.2	88.8	2.3
2026	DAL	8	8	33.3	19.4	0.4	2.6	3.0	5.1	0.4	0.4	1.9	7.0-13.8	50.9	2.0-4.4	45.7	3.4-4.3	79.4	2.8
Overall:		44	44	33.3	19.3	0.6	3.1	3.8	5.3	1.4	0.5	2.0	7.2-14.8	48.2	1.3-3.5	35.9	3.7-4.2	87.1	2.4

Paige Bueckers Career Stats - Totals

SEASON	TEAM	PTS	OR	DR	REB	AST	STL	BLK	TO	FGM-FGA	FG%	3PM-3PA	3P%	FTM-FTA	FT%	PF
2025	DAL	692	25	117	142	194	57	18	72	259-543	47.7	39-118	33.1	135-152	88.8	82
2026	DAL	155	3	21	24	41	3	3	15	56-110	50.9	16-35	45.7	27-34	79.4	22
Overall:		847	28	138	166	235	60	21	87	315-653	48.2	55-153	35.9	162-186	87.1	104

Alysha Clark Career Stats - Averages

SEASON	TEAM	GP	GS	MIN	PTS	OR	DR	REB	AST	STL	BLK	TO	FGM-FGA	FG%	3PM-3PA	3P%	FTM-FTA	FT%	PF
2012	SEA	23	0	10.3	3.4	0.6	1.5	2.0	0.3	0.2	0.0	0.8	1.3-2.3	54.7	0.4-0.9	45.0	0.5-0.7	70.6	1.2
2013	SEA	33	0	15.3	4.0	1.0	1.5	2.5	0.4	0.4	0.2	1.1	1.5-3.2	45.3	0.5-1.2	39.0	0.6-0.8	76.0	1.5
2014	SEA	34	22	16.5	4.2	0.8	1.4	2.1	0.6	0.5	0.3	0.7	1.6-3.7	44.8	0.4-1.7	24.6	0.5-0.7	69.6	1.9
2015	SEA	33	31	23.1	6.9	0.4	3.3	3.7	1.2	0.7	0.2	1.1	2.6-4.8	54.4	0.7-2.1	35.3	0.9-1.2	77.5	2.4
2016	SEA	33	32	27.6	9.0	1.2	2.5	3.7	1.9	0.7	0.1	1.3	3.2-6.6	48.4	1.1-2.8	38.7	1.5-1.8	84.7	2.6
2017	SEA	33	33	28.3	8.2	1.0	3.2	4.2	1.6	0.7	0.1	1.0	3.2-6.1	52.5	0.7-2.0	32.8	1.2-1.5	74.5	2.4
2018	SEA	31	30	26.2	7.4	1.0	2.5	3.5	1.9	1.0	0.1	1.2	2.7-5.6	48.0	0.9-2.4	39.2	1.1-1.3	84.6	2.3
2019	SEA	31	30	28.4	9.6	1.2	3.5	4.7	2.5	1.1	0.5	1.5	3.7-7.6	48.1	1.6-3.4	48.1	0.6-0.7	81.8	1.9
2020	SEA	22	22	28.8	10.0	0.9	3.4	4.2	2.7	1.5	0.5	0.9	3.7-6.7	55.8	1.6-3.0	52.2	0.9-1.1	80.0	1.7
2022	WAS	29	29	26.4	8.0	0.8	3.7	4.5	2.0	1.0	0.3	1.3	3.1-6.8	46.4	1.0-3.4	30.3	0.7-0.8	91.3	1.9
2023	LVA	39	1	22.5	6.7	0.5	2.9	3.4	1.1	0.6	0.2	0.7	2.3-5.3	44.4	1.3-3.4	38.6	0.7-0.8	81.8	2.2
2024	LVA	40	18	24.3	6.0	0.5	3.1	3.6	1.8	0.8	0.3	1.4	2.1-4.8	44.3	1.2-3.2	37.3	0.6-0.7	82.1	2.7
2025	2TM	42	15	19.7	3.9	0.4	2.4	2.8	1.2	0.6	0.1	0.5	1.4-3.8	37.1	0.6-2.3	27.1	0.5-0.6	73.1	1.9
2026	DAL	6	0	8.3	2.3	0.2	0.8	1.0	0.2	0.2	0.2	0.5	0.7-1.3	50.0	0.5-1.2	42.9	0.5-0.7	75.0	1.3
Overall:		429	263	22.7	6.5	0.8	2.6	3.4	1.4	0.7	0.2	1.0	2.4-5.1	47.7	0.9-2.5	37.3	0.8-1.0	79.5	2.1

Alysha Clark Career Stats - Totals

SEASON	TEAM	PTS	OR	DR	REB	AST	STL	BLK	TO	FGM-FGA	FG%	3PM-3PA	3P%	FTM-FTA	FT%	PF
2012	SEA	79	13	34	47	7	5	1	19	29-53	54.7	9-20	45.0	12-17	70.6	27
2013	SEA	131	32	50	82	12	14	5	35	48-106	45.3	16-41	39.0	19-25	76.0	50
2014	SEA	142	26	47	73	20	16	10	24	56-125	44.8	14-57	24.6	16-23	69.6	64
2015	SEA	227	13	108	121	39	23	6	36	86-158	54.4	24-68	35.3	31-40	77.5	79
2016	SEA	296	40	81	121	64	24	2	44	105-217	48.4	36-93	38.7	50-59	84.7	87
2017	SEA	272	33	105	138	54	24	4	33	106-202	52.5	22-67	32.8	38-51	74.5	80
2018	SEA	228	31	77	108	58	31	4	36	83-173	48.0	29-74	39.2	33-39	84.6	70
2019	SEA	297	37	108	145	79	33	17	48	114-237	48.1	51-106	48.1	18-22	81.8	60
2020	SEA	219	19	74	93	59	33	11	19	82-147	55.8	35-67	52.2	20-25	80.0	38
2022	WAS	233	23	108	131	59	28	8	38	91-196	46.4	30-99	30.3	21-23	91.3	55
2023	LVA	260	21	112	133	42	24	6	28	91-205	44.4	51-132	38.6	27-33	81.8	85
2024	LVA	240	21	124	145	70	33	11	55	85-192	44.3	47-126	37.3	23-28	82.1	107
2025	2TM	163	16	101	117	51	26	4	22	59-159	37.1	26-96	27.1	19-26	73.1	81
2026	DAL	14	1	5	6	1	1	1	3	4-8	50.0	3-7	42.9	3-4	75.0	8
Overall:		2801	326	1134	1460	615	315	90	440	1039-2178	47.7	393-1053	37.3	330-415	79.5	891

Player Career Stats (Avg/Totals)

Dulcy Fankam Mendjiadeu Career Stats - Averages

SEASON	TEAM	GP	GS	MIN	PTS	OR	DR	REB	AST	STL	BLK	TO	FGM-FGA	FG%	3PM-3PA	3P%	FTM-FTA	FT%	PF	
2023	SEA	34	21	13.8	3.9	1.7	2.7	4.4	0.4	0.4	0.3	0.9	1.6-3.1	52.3	0.0-0.0	0.0	0.6-1.2	55.0	2.1	
2024	SEA	7	0	5.1	0.9	0.6	0.7	1.3	0.1	0.0	0.0	0.4	0.3-0.4	66.7	0.0-0.0	0.0	0.3-0.9	33.3	0.7	
2026	DAL																			
Overall:		41	21	12.3	3.4	1.5	2.3	3.9	0.3	0.3	0.3	0.8	1.4-2.7	52.7	0.0-0.0	0.0	0.6-1.1	52.2	1.9	

Dulcy Fankam Mendjiadeu Career Stats - Totals

SEASON	TEAM	PTS	OR	DR	REB	AST	STL	BLK	TO	FGM-FGA	FG%	3PM-3PA	3P%	FTM-FTA	FT%	PF
2023	SEA	134	58	91	149	12	13	11	29	56-107	52.3	0-1	0.0	22-40	55.0	71
2024	SEA	6	4	5	9	1	0	0	3	2-3	66.7	0-0	0.0	2-6	33.3	5
2026	DAL															
Overall:		140	62	96	158	13	13	11	32	58-110	52.7	0-1	0.0	24-46	52.2	76

Azzi Fudd Career Stats - Averages

SEASON	TEAM	GP	GS	MIN	PTS	OR	DR	REB	AST	STL	BLK	TO	FGM-FGA	FG%	3PM-3PA	3P%	FTM-FTA	FT%	PF
2026	DAL	7	1	25.9	12.6	0.4	1.0	1.4	1.3	1.1	1.0	0.7	5.1-9.0	57.1	1.9-4.0	46.4	0.4-0.6	75.0	1.7
Overall:		7	1	25.9	12.6	0.4	1.0	1.4	1.3	1.1	1.0	0.7	5.1-9.0	57.1	1.9-4.0	46.4	0.4-0.6	75.0	1.7

Azzi Fudd Career Stats - Totals

SEASON	TEAM	PTS	OR	DR	REB	AST	STL	BLK	TO	FGM-FGA	FG%	3PM-3PA	3P%	FTM-FTA	FT%	PF
2026	DAL	88	3	7	10	9	8	7	5	36-63	57.1	13-28	46.4	3-4	75.0	12
Overall:		88	3	7	10	9	8	7	5	36-63	57.1	13-28	46.4	3-4	75.0	12

Aziaha James Career Stats - Averages

SEASON	TEAM	GP	GS	MIN	PTS	OR	DR	REB	AST	STL	BLK	TO	FGM-FGA	FG%	3PM-3PA	3P%	FTM-FTA	FT%	PF
2025	DAL	38	8	17.7	7.5	0.9	2.0	2.9	1.6	0.6	0.2	1.0	2.8-7.5	37.3	0.8-2.9	28.6	1.1-1.4	74.5	1.2
2026	DAL	8	0	10.6	5.3	0.6	1.6	2.3	1.0	1.1	0.4	0.6	1.8-5.0	35.0	0.6-1.9	33.3	1.1-1.3	90.0	1.9
Overall:		46	8	16.5	7.1	0.9	1.9	2.8	1.5	0.7	0.2	0.9	2.6-7.0	37.0	0.8-2.8	29.1	1.1-1.4	76.9	1.3

Aziaha James Career Stats - Totals

SEASON	TEAM	PTS	OR	DR	REB	AST	STL	BLK	TO	FGM-FGA	FG%	3PM-3PA	3P%	FTM-FTA	FT%	PF
2025	DAL	285	36	75	111	59	24	7	38	106-284	37.3	32-112	28.6	41-55	74.5	46
2026	DAL	42	5	13	18	8	9	3	5	14-40	35.0	5-15	33.3	9-10	90.0	15
Overall:		327	41	88	129	67	33	10	43	120-324	37.0	37-127	29.1	50-65	76.9	61

Awak Kuier Career Stats - Averages

SEASON	TEAM	GP	GS	MIN	PTS	OR	DR	REB	AST	STL	BLK	TO	FGM-FGA	FG%	3PM-3PA	3P%	FTM-FTA	FT%	PF
2021	DAL	16	0	8.9	2.4	0.6	1.9	2.4	0.6	0.3	0.8	1.0	0.8-2.4	30.8	0.2-1.1	16.7	0.7-0.9	78.6	0.6
2022	DAL	33	0	12.6	2.8	0.7	1.8	2.5	0.9	0.4	0.9	0.6	1.0-2.6	39.5	0.1-0.6	19.0	0.6-0.9	61.3	0.8
2023	DAL	37	4	10.8	2.6	0.6	1.9	2.5	0.5	0.2	0.6	0.6	1.0-2.5	39.6	0.1-0.6	8.7	0.6-0.7	77.8	0.8
2026	DAL	8	0	13.9	6.6	0.5	2.5	3.0	0.9	0.6	0.9	0.8	2.1-3.3	65.4	0.9-1.6	53.8	1.5-2.0	75.0	0.5
Overall:		94	4	11.4	2.9	0.6	1.9	2.6	0.7	0.3	0.8	0.7	1.1-2.6	40.9	0.2-0.8	21.3	0.7-0.9	71.6	0.7

Awak Kuier Career Stats - Totals

SEASON	TEAM	PTS	OR	DR	REB	AST	STL	BLK	TO	FGM-FGA	FG%	3PM-3PA	3P%	FTM-FTA	FT%	PF
2021	DAL	38	9	30	39	9	5	12	16	12-39	30.8	3-18	16.7	11-14	78.6	10
2022	DAL	91	24	59	83	29	13	29	19	34-86	39.5	4-21	19.0	19-31	61.3	26
2023	DAL	95	23	71	94	20	7	24	22	36-91	39.6	2-23	8.7	21-27	77.8	30
2026	DAL	53	4	20	24	7	5	7	6	17-26	65.4	7-13	53.8	12-16	75.0	4
Overall:		277	60	180	240	65	30	72	63	99-242	40.9	16-75	21.3	63-88	71.6	70



Player Career Stats (Avg/Totals)

Arike Ogunbowale Career Stats - Averages

SEASON	TEAM	GP	GS	MIN	PTS	OR	DR	REB	AST	STL	BLK	TO	FGM-FGA	FG%	3PM-3PA	3P%	FTM-FTA	FT%	PF
2019	DAL	33	28	32.1	19.1	0.6	1.8	2.4	3.2	1.1	0.0	2.1	6.5-16.7	38.8	1.7-4.9	35.2	4.4-5.4	81.5	2.6
2020	DAL	22	22	34.0	22.8	0.5	2.3	2.8	3.4	1.5	0.0	2.0	7.9-19.1	41.2	2.2-6.5	33.6	4.9-5.7	85.6	2.4
2021	DAL	32	32	31.3	18.7	0.7	2.5	3.2	3.3	1.2	0.0	2.1	6.2-16.3	38.3	2.5-6.7	37.6	3.8-4.4	86.4	2.3
2022	DAL	30	30	31.4	19.7	0.6	2.7	3.3	3.6	1.5	0.1	1.8	6.8-17.0	40.0	2.8-7.9	35.2	3.3-4.1	79.8	2.2
2023	DAL	40	40	37.2	21.2	0.5	2.9	3.4	4.5	1.7	0.1	2.6	7.5-18.8	39.8	2.9-8.5	34.3	3.4-3.8	87.6	2.7
2024	DAL	38	38	38.6	22.2	0.8	3.8	4.6	5.1	2.1	0.3	2.7	7.3-19.2	38.3	2.9-8.5	34.6	4.6-5.0	92.1	2.8
2025	DAL	29	29	33.3	15.5	0.3	2.1	2.5	4.1	1.3	0.2	2.1	5.1-13.9	36.4	1.7-5.4	30.4	3.7-4.0	93.1	2.6
2026	DAL	8	8	30.1	13.6	0.4	1.5	1.9	2.9	0.6	0.1	1.6	4.3-12.8	33.3	1.9-5.6	33.3	3.3-3.6	89.7	2.3
Overall:		232	227	34.1	19.7	0.6	2.6	3.2	3.9	1.5	0.1	2.2	6.7-17.2	38.8	2.4-7.0	34.5	3.9-4.5	86.7	2.5

Arike Ogunbowale Career Stats - Totals

SEASON	TEAM	PTS	OR	DR	REB	AST	STL	BLK	TO	FGM-FGA	FG%	3PM-3PA	3P%	FTM-FTA	FT%	PF
2019	DAL	630	20	60	80	106	35	1	68	214-551	38.8	57-162	35.2	145-178	81.5	85
2020	DAL	501	10	51	61	75	34	0	45	173-420	41.2	48-143	33.6	107-125	85.6	53
2021	DAL	599	23	80	103	104	37	0	68	199-520	38.3	80-213	37.6	121-140	86.4	72
2022	DAL	590	18	80	98	108	45	3	54	204-510	40.0	83-236	35.2	99-124	79.8	65
2023	DAL	849	19	116	135	181	68	4	105	299-752	39.8	117-341	34.3	134-153	87.6	109
2024	DAL	845	29	144	173	195	81	11	103	279-729	38.3	112-324	34.6	175-190	92.1	107
2025	DAL	450	10	62	72	120	39	7	60	147-404	36.4	48-158	30.4	108-116	93.1	74
2026	DAL	109	3	12	15	23	5	1	13	34-102	33.3	15-45	33.3	26-29	89.7	18
Overall:		4573	132	605	737	912	344	27	516	1549-3988	38.8	560-1622	34.5	915-1055	86.7	583

JJ Quinerly Career Stats - Averages

SEASON	TEAM	GP	GS	MIN	PTS	OR	DR	REB	AST	STL	BLK	TO	FGM-FGA	FG%	3PM-3PA	3P%	FTM-FTA	FT%	PF	
2025	DAL	34	13	15.9	6.5	0.5	1.3	1.9	2.3	0.9	0.2	1.5	2.4-5.5	42.6	0.6-1.6	38.9	1.1-1.3	86.7	2.1	
2026	DAL																			
Overall:		34	13	15.9	6.5	0.5	1.3	1.9	2.3	0.9	0.2	1.5	2.4-5.5	42.6	0.6-1.6	38.9	1.1-1.3	86.7	2.1	

JJ Quinerly Career Stats - Totals

SEASON	TEAM	PTS	OR	DR	REB	AST	STL	BLK	TO	FGM-FGA	FG%	3PM-3PA	3P%	FTM-FTA	FT%	PF
2025	DAL	220	18	45	63	78	29	7	52	80-188	42.6	21-54	38.9	39-45	86.7	70
2026	DAL															
Overall:		220	18	45	63	78	29	7	52	80-188	42.6	21-54	38.9	39-45	86.7	70

Jessica Shepard Career Stats - Averages

SEASON	TEAM	GP	GS	MIN	PTS	OR	DR	REB	AST	STL	BLK	TO	FGM-FGA	FG%	3PM-3PA	3P%	FTM-FTA	FT%	PF
2019	MIN	6	0	18.7	4.8	1.5	4.2	5.7	3.5	0.3	0.2	2.5	1.8-4.8	37.9	0.2-1.2	14.3	1.0-1.3	75.0	1.5
2021	MIN	22	0	10.5	2.0	1.1	2.1	3.2	1.7	0.1	0.2	0.8	0.7-2.0	36.4	0.0-0.5	8.3	0.5-0.7	75.0	0.9
2022	MIN	36	22	26.1	8.1	2.0	5.4	7.4	3.0	0.4	0.3	1.7	3.0-6.0	50.2	0.2-0.6	26.1	1.9-2.6	73.4	2.1
2023	MIN	21	17	26.9	8.1	2.1	5.0	7.1	3.2	0.6	0.1	1.4	3.1-6.0	51.6	0.0-0.1	0.0	2.0-2.5	77.4	2.0
2024	MIN	40	12	20.9	8.0	2.3	5.0	7.3	2.6	0.5	0.1	1.5	3.3-5.2	63.8	0.0-0.0	0.0	1.4-2.6	54.4	1.1
2026	DAL	8	8	31.9	13.0	2.9	8.5	11.4	6.5	0.4	0.0	1.4	5.3-9.3	56.8	0.0-0.6	0.0	2.5-3.5	71.4	2.9
Overall:		133	59	22.1	7.2	2.0	4.8	6.8	2.9	0.4	0.2	1.5	2.8-5.2	53.8	0.1-0.4	16.0	1.5-2.3	67.6	1.6

Player Career Stats (Avg/Totals)

Jessica Shepard Career Stats - Totals

SEASON	TEAM	PTS	OR	DR	REB	AST	STL	BLK	TO	FGM-FGA	FG%	3PM-3PA	3P%	FTM-FTA	FT%	PF
2019	MIN	29	9	25	34	21	2	1	15	11-29	37.9	1-7	14.3	6-8	75.0	9
2021	MIN	45	24	47	71	38	3	4	18	16-44	36.4	1-12	8.3	12-16	75.0	20
2022	MIN	291	72	194	266	107	14	12	62	108-215	50.2	6-23	26.1	69-94	73.4	75
2023	MIN	171	44	105	149	67	12	2	30	65-126	51.6	0-2	0.0	41-53	77.4	42
2025	MIN	320	92	201	293	104	19	4	58	132-207	63.8	0-1	0.0	56-103	54.4	44
2026	DAL	104	23	68	91	52	3	0	11	42-74	56.8	0-5	0.0	20-28	71.4	23
Overall:		960	264	640	904	389	53	23	194	374-695	53.8	8-50	16.0	204-302	67.6	213

Maddy Siegrist Career Stats - Averages

SEASON	TEAM	GP	GS	MIN	PTS	OR	DR	REB	AST	STL	BLK	TO	FGM-FGA	FG%	3PM-3PA	3P%	FTM-FTA	FT%	PF
2023	DAL	39	0	8.2	3.7	0.9	0.6	1.6	0.2	0.2	0.2	0.2	1.5-2.9	50.9	0.1-0.4	33.3	0.7-0.7	93.1	0.7
2024	DAL	27	13	23.9	9.4	1.6	1.7	3.3	1.0	0.4	0.4	0.6	3.9-7.8	50.5	0.4-1.4	27.0	1.2-1.6	76.7	1.2
2025	DAL	26	15	27.0	12.7	2.0	2.3	4.3	0.8	0.7	0.6	0.5	5.1-10.3	49.1	1.0-3.1	32.1	1.5-2.2	69.0	1.9
2026	DAL	8	1	13.5	6.4	0.5	2.1	2.6	0.8	0.3	0.4	0.1	2.6-5.9	44.7	0.8-2.0	37.5	0.4-0.4	100.0	1.5
Overall:		100	29	17.7	7.8	1.4	1.5	2.8	0.6	0.4	0.4	0.4	3.2-6.4	49.5	0.5-1.5	31.5	1.0-1.3	77.4	1.2

Maddy Siegrist Career Stats - Totals

SEASON	TEAM	PTS	OR	DR	REB	AST	STL	BLK	TO	FGM-FGA	FG%	3PM-3PA	3P%	FTM-FTA	FT%	PF
2023	DAL	146	36	25	61	8	8	7	9	57-112	50.9	5-15	33.3	27-29	93.1	28
2024	DAL	255	43	47	90	27	10	10	15	106-210	50.5	10-37	27.0	33-43	76.7	33
2025	DAL	330	52	59	111	21	19	15	14	132-269	49.1	26-81	32.1	40-58	69.0	50
2026	DAL	51	4	17	21	6	2	3	1	21-47	44.7	6-16	37.5	3-3	100.0	12
Overall:		782	135	148	283	62	39	35	39	316-638	49.5	47-149	31.5	103-133	77.4	123

Odyssey Sims Career Stats - Averages

SEASON	TEAM	GP	GS	MIN	PTS	OR	DR	REB	AST	STL	BLK	TO	FGM-FGA	FG%	3PM-3PA	3P%	FTM-FTA	FT%	PF
2014	TUL	34	31	34.4	16.7	0.8	2.0	2.8	4.2	1.3	0.3	2.1	5.9-14.6	40.6	1.4-4.0	34.6	3.5-4.2	83.9	2.6
2015	TUL	23	19	31.4	16.0	0.7	2.7	3.4	3.8	1.1	0.0	2.8	5.0-13.4	36.9	0.8-3.8	20.7	5.3-6.3	84.7	2.4
2016	DAL	34	30	31.6	14.0	0.6	1.9	2.5	3.9	1.1	0.2	2.5	4.5-12.7	35.3	1.2-4.4	28.0	3.8-4.3	88.3	2.3
2017	LAS	31	14	24.3	9.6	0.5	1.5	1.9	3.5	1.5	0.2	1.4	3.6-8.2	44.7	0.4-1.9	19.0	2.0-2.3	88.6	1.9
2018	LAS	34	24	25.6	8.2	0.4	2.1	2.5	2.8	0.6	0.0	1.5	3.1-7.9	38.8	0.4-1.6	27.3	1.7-2.3	72.2	1.6
2019	MIN	34	34	31.9	14.5	0.7	2.6	3.4	5.4	1.4	0.1	3.3	5.6-13.4	41.5	0.7-2.7	26.9	2.6-3.3	79.5	2.0
2020	MIN	13	7	18.5	9.4	0.6	1.4	2.0	3.5	0.5	0.1	1.9	3.2-8.0	40.4	0.6-1.8	33.3	2.3-2.5	90.9	1.7
2021	ATL	30	21	25.1	8.7	0.5	2.0	2.5	3.6	1.2	0.1	1.6	3.5-9.5	37.0	0.5-2.3	23.2	1.2-1.6	72.9	1.5
2022	2TM	7	0	20.7	6.9	0.3	1.6	1.9	2.9	1.1	0.3	1.7	2.4-7.6	32.1	0.6-2.1	26.7	1.4-2.1	66.7	1.6
2023	DAL	28	0	12.0	2.0	0.3	1.0	1.3	2.2	0.4	0.0	0.6	0.8-2.5	30.4	0.1-0.5	13.3	0.4-0.7	55.0	1.1
2024	2TM	24	17	29.2	12.6	0.7	1.4	2.1	5.3	1.2	0.2	2.2	4.9-10.1	48.3	0.8-2.4	34.5	2.0-2.6	76.2	1.5
2025	2TM	24	21	28.0	10.1	0.4	2.0	2.4	3.8	0.7	0.0	1.4	3.7-9.0	41.4	0.9-2.7	32.8	1.8-2.3	78.2	2.0
2026	DAL	8	7	18.1	7.3	0.0	0.8	0.8	2.9	0.9	0.0	1.6	2.8-5.3	52.4	0.6-1.5	41.7	1.1-1.3	90.0	1.6
Overall:		324	225	26.7	11.0	0.5	1.9	2.4	3.8	1.0	0.1	1.9	4.0-9.9	39.9	0.7-2.6	28.0	2.4-2.9	81.5	1.9



Player Career Stats (Avg/Totals)

Odyssey Sims Career Stats - Totals

SEASON	TEAM	PTS	OR	DR	REB	AST	STL	BLK	TO	FGM-FGA	FG%	3PM-3PA	3P%	FTM-FTA	FT%	PF
2014	TUL	569	28	68	96	142	44	10	71	201-495	40.6	47-136	34.6	120-143	83.9	87
2015	TUL	368	16	62	78	88	25	1	64	114-309	36.9	18-87	20.7	122-144	84.7	55
2016	DAL	476	20	66	86	131	37	7	86	153-433	35.3	42-150	28.0	128-145	88.3	78
2017	LAS	299	14	45	59	108	45	5	44	113-253	44.7	11-58	19.0	62-70	88.6	60
2018	LAS	280	14	70	84	95	20	1	52	104-268	38.8	15-55	27.3	57-79	72.2	56
2019	MIN	492	24	90	114	185	46	4	112	189-455	41.5	25-93	26.9	89-112	79.5	68
2020	MIN	122	8	18	26	45	7	1	25	42-104	40.4	8-24	33.3	30-33	90.9	22
2021	ATL	261	15	60	75	108	37	2	49	105-284	37.0	16-69	23.2	35-48	72.9	45
2022	2TM	48	2	11	13	20	8	2	12	17-53	32.1	4-15	26.7	10-15	66.7	11
2023	DAL	55	8	29	37	62	12	0	17	21-69	30.4	2-15	13.3	11-20	55.0	3
2024	2TM	302	17	34	51	127	28	5	52	117-242	48.3	20-58	34.5	48-63	76.2	36
2025	2TM	242	10	47	57	90	17	1	33	89-215	41.4	21-64	32.8	43-55	78.2	48
2026	DAL	58	0	6	6	23	7	0	13	22-42	52.4	5-12	41.7	9-10	90.0	13
Overall:		3572	176	606	782	1224	333	39	630	1287-3222	39.9	234-836	28.0	764-937	81.5	610

Alanna Smith Career Stats - Averages

SEASON	TEAM	GP	GS	MIN	PTS	OR	DR	REB	AST	STL	BLK	TO	FGM-FGA	FG%	3PM-3PA	3P%	FTM-FTA	FT%	PF
2019	PHX	18	0	7.4	1.1	0.6	1.3	1.9	0.2	0.3	0.3	0.4	0.4-2.3	19.5	0.1-1.0	11.1	0.1-0.1	50.0	1.0
2020	PHX	19	0	15.6	6.1	1.1	2.5	3.6	1.2	0.3	0.8	0.9	2.3-5.4	42.2	0.5-2.3	23.3	1.1-1.5	69.0	2.5
2021	PHX	18	0	6.5	1.2	0.3	1.1	1.3	0.6	0.4	0.3	0.3	0.4-1.9	23.5	0.2-1.2	19.0	0.1-0.2	25.0	0.6
2022	IND	9	1	12.9	4.3	0.9	1.8	2.7	0.6	0.9	0.7	0.9	1.6-4.7	33.3	0.7-2.8	24.0	0.6-0.8	71.4	1.9
2023	CHI	38	35	26.5	9.2	1.8	4.7	6.6	1.8	1.3	1.3	1.5	3.5-7.0	49.8	0.8-2.7	29.4	1.4-2.1	67.9	3.1
2024	MIN	39	39	26.5	10.1	1.6	4.1	5.6	3.2	1.4	1.5	1.9	3.8-8.0	47.1	1.2-3.0	39.8	1.4-1.8	75.0	3.1
2025	MIN	42	42	26.5	9.6	1.5	3.5	5.1	2.9	1.3	1.9	1.5	3.8-7.9	48.5	1.3-3.8	32.9	0.7-1.5	47.7	2.8
2026	DAL	7	7	17.4	3.7	1.4	2.0	3.4	2.0	1.1	0.6	1.3	1.6-4.7	33.3	0.3-2.1	13.3	0.3-0.4	66.7	3.3
Overall:		190	124	20.7	7.2	1.3	3.2	4.5	1.9	1.0	1.2	1.3	2.8-6.1	45.1	0.8-2.6	30.6	0.9-1.4	64.3	2.5

Alanna Smith Career Stats - Totals

SEASON	TEAM	PTS	OR	DR	REB	AST	STL	BLK	TO	FGM-FGA	FG%	3PM-3PA	3P%	FTM-FTA	FT%	PF
2019	PHX	19	11	24	35	4	5	5	8	8-41	19.5	2-18	11.1	1-2	50.0	18
2020	PHX	116	21	48	69	23	5	15	18	43-102	42.2	10-43	23.3	20-29	69.0	47
2021	PHX	21	5	19	24	10	7	6	6	8-34	23.5	4-21	19.0	1-4	25.0	10
2022	IND	39	8	16	24	5	8	6	8	14-42	33.3	6-25	24.0	5-7	71.4	17
2023	CHI	349	70	179	249	68	49	50	56	132-265	49.8	30-102	29.4	55-81	67.9	116
2024	MIN	395	61	158	219	124	53	57	76	147-312	47.1	47-118	39.8	54-72	75.0	119
2025	MIN	404	65	149	214	121	55	80	65	160-330	48.5	53-161	32.9	31-65	47.7	116
2026	DAL	26	10	14	24	14	8	4	9	11-33	33.3	2-15	13.3	2-3	66.7	23
Overall:		1369	251	607	858	369	190	223	246	523-1159	45.1	154-503	30.6	169-263	64.3	466

Player Career Stats (Avg/Totals)

Costanza Verona Career Stats - Averages

SEASON	TEAM	GP	GS	MIN	PTS	OR	DR	REB	AST	STL	BLK	TO	FGM-FGA	FG%	3PM-3PA	3P%	FTM-FTA	FT%	PF
--------	------	----	----	-----	-----	----	----	-----	-----	-----	-----	----	---------	-----	---------	-----	---------	-----	----

2026 DAL

Overall:

Costanza Verona Career Stats - Totals

SEASON	TEAM	PTS	OR	DR	REB	AST	STL	BLK	TO	FGM-FGA	FG%	3PM-3PA	3P%	FTM-FTA	FT%	PF
--------	------	-----	----	----	-----	-----	-----	-----	----	---------	-----	---------	-----	---------	-----	----

2026 DAL

Overall:

Li Yueru Career Stats - Averages

SEASON	TEAM	GP	GS	MIN	PTS	OR	DR	REB	AST	STL	BLK	TO	FGM-FGA	FG%	3PM-3PA	3P%	FTM-FTA	FT%	PF
--------	------	----	----	-----	-----	----	----	-----	-----	-----	-----	----	---------	-----	---------	-----	---------	-----	----

2022 CHI 16 0 5.1 1.8 0.3 1.2 1.5 0.1 0.1 0.1 0.8 0.5-1.1 44.4 0.0-0.0 0.0 0.8-0.8 100.0 0.6

2024 LAS 38 2 14.4 5.1 1.4 2.2 3.7 0.6 0.3 0.2 0.9 1.8-3.9 46.3 0.1-0.4 26.7 1.4-1.6 89.8 2.1

2025 2TM 31 12 16.8 6.0 1.7 2.9 4.5 0.9 0.3 0.3 1.0 2.0-4.9 40.5 0.6-1.8 36.4 1.4-1.6 86.0 1.8

2026 DAL 5 0 7.4 2.2 1.4 1.4 2.8 0.6 0.2 0.0 0.2 0.2-1.8 11.1 0.2-1.0 20.0 1.6-2.4 66.7 0.6

Overall: 90 14 13.2 4.7 1.3 2.2 3.5 0.6 0.3 0.2 0.9 1.5-3.6 42.5 0.3-0.8 33.3 1.3-1.5 87.2 1.7

Li Yueru Career Stats - Totals

SEASON	TEAM	PTS	OR	DR	REB	AST	STL	BLK	TO	FGM-FGA	FG%	3PM-3PA	3P%	FTM-FTA	FT%	PF
--------	------	-----	----	----	-----	-----	-----	-----	----	---------	-----	---------	-----	---------	-----	----

2022 CHI 28 5 19 24 2 2 2 2 13 8-18 44.4 0-0 0.0 12-12 100.0 9

2024 LAS 193 55 85 140 22 12 9 33 68-147 46.3 4-15 26.7 53-59 89.8 80

2025 2TM 187 52 89 141 29 9 9 30 62-153 40.5 20-55 36.4 43-50 86.0 57

2026 DAL 11 7 7 14 3 1 0 1 1-9 11.1 1-5 20.0 8-12 66.7 3


Overall: 419 119 200 319 56 24 20 77 139-327 42.5 25-75 33.3 116-133 87.2 149



Wings Spotter Chart




1
Odyssey Sims
Guard
Baylor




5
Paige Bueckers
Guard
Connecticut



6
Costanza Verona
Guard
Italy



7
Alysha Clark
Forward
Middle Tennessee



8
Alanna Smith
Forward
Stanford



10
Aziaha James
Guard
NC State



11
JJ Quinerly
Guard
West Virginia



12
Dulcy Fankam Mendjiadeu
Forward-Center
South Florida



20
Maddy Siegrist
Forward
Villanova



24
Arike Ogunbowale
Guard
Notre Dame



28
Li Yueru
Center
China



32
Jessica Shepard
Forward
Notre Dame




34
Awak Kuier
Forward
Finland



35
Azzi Fudd
Guard
Connecticut



Jose Fernandez
Head Coach



David Adkins
Assistant Coach



Camille Smith
Assistant Coach



Empress Davenport
Assistant Coach



Mike Neighbors
Assistant Coach