

LOS ANGELES SPARKS 2021 GAME NOTES



Connecticut Sun (22-6) at Los Angeles Sparks (10-18)

September 9, 2021

Staples Center | 7:30 p.m. (PT) | Noche Latina
NBA TV, Spectrum SportsNet, League Pass



REGULAR SEASON SCHEDULE

Date	Opponent	Time/Result	Record
5/14	DALLAS	L, 94-71	0-1
5/21	at Las Vegas	L, 97-69	0-2
5/28	at Chicago	W, 76-61	1-2
5/30	at Chicago	W, 82-79 OT	2-2
6/1	at Dallas	L, 79-69	2-3
6/3	INDIANA	W, 98-63	3-3
6/5	CHICAGO	W, 68-63	4-3
6/10	at Washington	L, 89-71	4-4
6/12	at Minnesota	L, 80-64	4-5
6/16	PHOENIX	W, 85-80	5-5
6/18	PHOENIX	L, 80-66	5-6
6/20	NEW YORK	L, 76-73	5-7
6/24	WASHINGTON	W, 89-82	6-7
6/27	at Phoenix	L, 88-79	6-8
6/30	LAS VEGAS	L, 99-75	6-9
7/2	LAS VEGAS	L, 66-58	6-10
7/4	SEATTLE	L, 84-74	6-11
7/7	at Seattle	L, 71-62	6-12
7/11	MINNESOTA	L, 86-61	6-13
8/15	INDIANA	W, 75-70	7-13
8/17	ATLANTA	W, 85-80 OT	8-13
8/19	ATLANTA	W, 66-64	9-13
8/22	at New York	W, 86-83	10-13
8/24	at Washington	L, 78-68	10-14
8/26	at Connecticut	L, 76-72	10-15
8/28	at Connecticut	L, 76-61	10-16
8/31	at Indiana	L, 74-72	10-17
9/2	at Minnesota	L, 66-57	10-18
9/9	CONNECTICUT	7:30 pm	—
9/12	SEATTLE	6:00 pm	—
9/16	at Atlanta	4:00 pm	—
9/19	at Dallas	2:00 pm	—

*all times listed are Pacific Standard Time

PLAYER UPDATES

NUM.	PLAYER	UPDATE
13	Chiney Ogumike	Questionable (right knee)
20	Kristi Toliver	Out (left hand)
40	Jasmine Walker	Out (right knee)

CONTACT INFORMATION

Eli Horowitz

Director, Public Relations and Communications
ehorowitz@la-sparks.com
(847) 644-9932



@LA_Sparks



@LASparks

Natalie Gilmore

Coordinator, Public Relations and Communications
ngilmore@la-sparks.com

LAST GAME STARTERS

G	17	ERICA WHEELER			5'7"	6TH SEASON		
GP/GS	28/28	PPG 13.5	RPG 3.3	APG 4.8	SPG 1.3	FG% 40.3	3FG% 36.3	MPG 30.1
G	15	BRITTNEY SYKES			5'9"	5TH SEASON		
GP/GS	28/16	PPG 9.1	RPG 4.5	APG 2.2	SPG 1.8	FG% 40.5	3FG% 19.4	MPG 28.6
F	12	NIA COFFEY			6'1"	5TH SEASON		
GP/GS	28/16	PPG 8.3	RPG 3.8	APG 0.9	SPG 0.8	FG% 41.0	3FG% 41.3	MPG 25.2
F	30	NNEKA OGWUMIKE			6'2"	10TH SEASON		
GP/GS	14/14	PPG 14.2	RPG 5.9	APG 2.7	SPG 1.2	FG% 54.1	3FG% 29.2	MPG 31.2
C	1	AMANDA ZAHUI B.			6'5"	7TH SEASON		
GP/GS	26/23	PPG 9.7	RPG 5.3	APG 1.0	SPG 0.7	FG% 42.5	3FG% 28.0	MPG 24.2

MATCHUP NOTES

The Los Angeles Sparks will face off against the Connecticut Sun on Thursday, Sept. 9 at Staples Center. The Sparks are playing their first game at home after returning from a 15-day east coast road trip. The Sparks have been led by forward Nia Coffey, who has scored 71 points total over the most recent road trip and is averaging career highs in points (8.3), rebounds (3.8), blocks (1.3) and 3-point shooting (41.3) for the 2021 season. The Sparks most recently played the Minnesota Lynx where they narrowly lost 66-57. Forward Nneka Ogumike had 16 points and 10 rebounds. The Connecticut Sun most recently defeated the Dallas Wings 83-56 on Tuesday night in Dallas, TX. Sun forward Brionna Jones had 18 points and 10 rebounds. The Sun and Sparks are playing each other for the third and final time during the 2021 season.

Sun Probable Starters

F DeWanna Bonner
F Brionna Jones
C Jonquel Jones
G Briann January
G Jasmine Thomas

Head Coach: Curt Miller

MILESTONE WATCH

PLAYER	MILESTONE (CURRENT)
Nneka Ogumike	4600 points (4518)
	2200 rebounds (2104)
	600 assists (536)
	200 blocks (179)
	500 steals (422)
Kristi Toliver	4500 points (4369)
	800 rebounds (814)
	1300 assists (1259)
	400 steals (322)
Chiney Ogumike	1800 points (1696)
	1000 rebounds (925)
	150 blocks (115)

ASSOCIATED PRESS POWER POLL

	Week 14	Total Points	High	Low
r) 1	Connecticut	168	1	1
a) 2	Las Vegas	152	2	3
s) 3	Minnesota	136	2	4
y) 4	Seattle	124	2	5
e) 5	Phoenix	120	3	5
l) 6	Chicago	98	6	6
i) 7	Dallas	83	7	8
o) 8	Washington	64	7	10
u) 9	New York	59	8	10
g) 10	Los Angeles	45	8	11
n) 11	Indiana	22	10	12
j) 12	Atlanta	21	11	12

'DEFENSE' BROUGHT TO YOU BY SLIM AND THE SPARKS

In training camp, Sykes said she wanted to build off earning a spot on the 2020 WNBA All-Defensive Second Team by making the first team or being in the conversation for Defensive Player of the Year. So far, her efforts have put her in the mix as Slim is tied for second in the league in steals per game (1.8) and first in the league among players who have appeared in at least 20 games in opponent turnovers per game (13.5) when she is on the court. Sykes is also the only player this season to record 5+ steals in a game 3 different times.

The Sparks are fourth in the WNBA in defensive rating at 98.1. LA's opponents average 98.4 points per 100 possessions, good for sixth in the league. When Sykes is on the floor, however, LA's opponents average just 94.6 points per 100 possessions. If this were the Sparks total average with and without the Syracuse graduate on the floor, they would rank second in the league in this statistic. Additionally, while LA's opponents average 77.3 points per 40 minutes, they average just 75.1 points per 40 minutes when Sykes is in the game.

BUT FIRST, COFFEY

Since joining the Sparks, **Nia Coffey's** career has taken off on the court. As a sixth woman, who will often start in big games, the Northwestern Alumni is now averaging career-highs in points (8.3), rebounds (3.8), blocks (1.3), minutes per game (25), and 3-point shooting (41.3). The Sparks played six games competing roughly every other day while traveling to various cities across the east coast. Coffey put up big numbers for the shorthanded roster. She scored 71 points, while shooting 50% from the field and 56% from behind-the-arc.

CAREER NIGHT FOR COX

In her first return to Indiana since being waived in June, **Lauren Cox** recorded a career-high 14 points and two steals in 15 minutes of play. "It was good to be back", Cox said. "But it kind of felt like walking in any other gym, it doesn't matter if it's the team that I played for, it's the team that's in front of us for the next game."

*Stats as of September 8, 2021

2021 LOS ANGELES SPARKS ROSTER

NUM.	PLAYER	POS.	HT.	YRS OF EXP.	DOB	COLLEGE
1	Amanda Zahui B.	C	6'5"	6	09/8/93	Minnesota
2	Te'a Cooper	G	5'8"	1	04/16/97	Baylor
7	Maria Vadeeva	C	6'4"	2	07/16/98	Russia
12	Nia Coffey	F	6'1"	4	06/11/95	Northwestern
13	Chiney Ogwumike	F/C	6'3"	4	03/21/92	Stanford
14	Lauren Cox	F	6'4"	1	04/20/98	Baylor
15	Brittney Sykes	G	5'9"	4	02/07/94	Syracuse
17	Erica Wheeler	G	5'7"	5	05/2/91	Rutgers
20	Kristi Toliver	G	5'7"	11	01/27/87	Maryland
22	Arella Guirantes	G	5'11"	R	10/15/97	Rutgers
30	Nneka Ogumike	F	6'2"	9	07/02/90	Stanford
40	Jasmine Walker	F	6'3"	R	02/03/98	Alabama


COACHING STAFF

Coaching Staff:
 Head Coach Derek Fisher
 Assistant Coach Fred Williams
 Assistant Coach Latricia Trammell
 Assistant Coach Seimone Augustus

PRONOUNCIATION CHART

PLAYER/COACH	PRONOUNCIATION
Te'a Cooper	TAY-uh
Nneka Ogumike	NECK-uh Oh-gwoo-muh-kay
Chiney Ogumike	CHIN-ay Oh-gwoo-muh-kay
Nia Coffey	Knee-uh
Amanda Zahui B.	Zow-ee-bee
Arella Guirantes	uh-REL-uh gih-RAHN-tez
Asst. Coach Seimone Augustus	suh-MOAN
Asst. Coach Latricia Trammell	TRAM-uhl


2021 LA SPARKS ROSTER




Position: C
Height: 6'5"
DOB: 9/8/1993
College: Minnesota




Position: G
Height: 5'8"
DOB: 4/16/1997
College: Baylor



Position: C
Height: 6'4"
DOB: 7/16/1998
College: Russia



Position: F
Height: 6'1"
DOB: 6/11/1995
College: Northwestern




Position: F/C
Height: 6'3"
DOB: 3/21/1992
College: Stanford




Position: F
Height: 6'4"
DOB: 4/20/1998
College: Baylor




Position: G
Height: 5'9"
DOB: 2/7/1994
College: Syracuse




Position: G
Height: 5'7"
DOB: 5/2/1991
College: Rutgers



Position: G
Height: 5'7"
DOB: 1/27/1987
College: Maryland



Position: G
Height: 5'11"
DOB: 10/15/1997
College: Rutgers



Position: F
Height: 6'2"
DOB: 7/2/1990
College: Stanford



Position: F
Height: 6'3"
DOB: 2/3/1998
College: Alabama

COACHING STAFF




HEAD COACH



ASSISTANT COACH



ASSISTANT COACH



ASSISTANT COACH



**DIRECTOR OF
SPORTS MEDICINE/
HEAD ATHLETIC
TRAINER**



**PLAYER
DEVELOPMENT
COACH**

September 2 at MN - Game Story

The Los Angeles Sparks and the Minnesota Lynx met on Thursday for the final time this regular season at the Target Center in Minneapolis, Minnesota. The Sparks scored just four points in the fourth quarter, ultimately conceding to Minnesota, 66-57. Nneka Ogumike led her team with 16 points, 10 rebounds, and four steals. Erica Wheeler scored 16 with seven assists and two steals. Wheeler hit a milestone of 700 career assists surpassing Chamique Holdsclaw for 60th All-Time in the WNBA. Kayla McBride led all scorers with 17 points.



The Sparks were scoreless through the first two minutes of play when Erica Wheeler put the Sparks on the board with a 3-pointer and block of Crystal Dangerfield's lay-up. Then back-to-back scoring plays by Coffey, assisted by Wheeler, pulled their team within one. Coffey had 5 points in the first three minutes of the game. As the Sparks and Minnesota rivalry renewed with six lead changes in the first quarter, the Sparks shot 37% from the floor and Lynx shot 40%. However, The Sparks forced eight turnovers and took a 20-18 lead. The Sparks forced eight Lynx turnovers in the first quarter.

To start the second quarter, The Minnesota Lynx went on an 8-2 run but it was ended by a Lauren Cox 3-pointer. The Sparks maintained a four-point lead with four minutes left in the first half thanks to Nneka Ogumike's post-play with seven points in the quarter. The Sparks took a 41-35 lead into the half.

To start the third quarter, the Sparks were ignited by an assist to Nneka Ogumike from Erica Wheeler as the first basket after a minute and a half in the quarter. The Lynx's struggled early offensively to find a rhythm. But Nneka Ogumike's 3-pointer gave the Sparks their largest lead of the game at nine points as they lead 45-36. But this was neutralized by the Lynx's first field goal in the first three minutes by Sylvia Fowles who led all rebounders with 17. The Lynx's took their first second half lead with 4:55 minutes to go as they got to the free-throw line in the bonus. The Sparks lead 53-51 going into the fourth quarter.

While a Nneka Ogumike 3-pointer tied the game at 56-56 midway through the fourth, the Sparks offense stalled completely. They'd get one more point in the entire period from a Wheeler free throw before an Aerial Powers 3-pointer sparked an 11-4 Lynx run. The Sparks struggled shooting late down the stretch going 1-for-11 while the Lynx's took a seven-point lead with less than a minute left in regulation. Sylvia Fowles recorded her 16th double-double of the season with 17 rebounds and 15 points.

The Sparks tied the franchise record for fewest points in a half at 16 and set the franchise record for fewest points in a second half. The Sparks travel home tomorrow after a 15-day road trip. They will look to rest and regroup before facing the Connecticut at Staples Center on Sept. 9 at 7:30pm.

Los Angeles Highlights:

- In the first quarter, Erica Wheeler hit 700 career assists surpassing Chamique Holdsclaw for 60th All-Time in the WNBA.
- LA forced 8 Lynx turnovers in the first quarter, Sparks had 4.
- All 8 active Sparks players have scored with 6 players with 5+ points.
- The Sparks held the Lynx to scoring under 20 points per quarter.

MOST RECENT GAME - BOX SCORE

WOMEN'S NATIONAL BASKETBALL ASSOCIATION

**OFFICIAL SCORER'S REPORT
FINAL BOX**

Thursday, September 2, 2021 Target Center, Minneapolis, MN
Officials: #7 Billy Smith, #31 Amy Bonner, #10 Ashley Gloss

Game Duration: 1:52
Attendance: 3121

VISITOR: Los Angeles Sparks (10-18)

	POS	MIN	FG	FGA	3P	3PA	FT	FTA	OR	DR	TOT	A	PF	ST	TO	BS	+/-	PTS	
12 Nia Coffey	F	24:09	2	9	1	5	0	0	0	3	3	1	1	0	1	1	-18	5	
30 Nneka Ogwumike	F	38:18	6	14	1	4	3	4	0	10	10	1	1	4	0	0	-11	16	
1 Amanda Zahui B	C	17:43	1	4	0	1	1	2	1	3	4	0	3	0	1	0	-5	3	
15 Brittney Sykes	G	37:46	1	4	0	0	3	3	1	1	2	2	5	2	5	1	-12	5	
17 Erica Wheeler	G	36:04	5	15	2	5	4	6	0	2	2	7	3	2	4	2	-14	16	
2 Te'a Cooper		24:34	2	11	1	3	0	0	1	1	2	1	1	1	1	1	10	5	
22 Arella Guirantes		03:56	0	1	0	0	2	2	0	0	0	0	0	0	0	0	5	2	
14 Lauren Cox		17:30	2	3	1	1	0	0	0	6	6	0	2	0	0	1	0	5	
13 Chiney Ogwumike	DNP - Injury/Illness - Right Knee																		
20 Kristi Toliver	DND - Injury/Illness - Left Hand																		
40 Jasmine Walker	NWT - Injury/Illness - Right Knee																		
		200:00	19	61	6	19	13	17	3	26	29	12	16	9	12	6	-9	57	
			31.1%		31.6%		76.5%		TM REB: 7			TOT TO: 13 (11 PTS)							

HOME: MINNESOTA LYNX (17-9)

	POS	MIN	FG	FGA	3P	3PA	FT	FTA	OR	DR	TOT	A	PF	ST	TO	BS	+/-	PTS
6 Bridget Carleton	F	25:47	1	5	1	3	0	0	0	2	2	4	0	2	1	0	7	3
24 Napheesa Collier	F	33:00	1	7	1	3	2	2	2	6	8	4	4	1	5	0	14	5
34 Sylvia Fowles	C	35:55	7	10	0	0	1	2	1	16	17	1	1	0	3	1	15	15
21 Kayla McBride	G	35:48	4	11	3	5	6	7	1	5	6	2	2	1	1	0	6	17
2 Crystal Dangerfield	G	29:12	1	8	1	5	2	2	3	0	3	2	3	1	1	2	8	5
15 Rachel Banham		10:48	3	6	0	2	2	2	0	1	1	0	4	0	3	0	1	8
3 Aerial Powers		17:47	3	11	1	4	6	6	1	1	2	2	2	1	0	0	7	13
10 Jessica Shepard		07:38	0	0	0	0	0	0	1	3	4	2	0	0	1	0	-7	0
11 Natalie Achonwa		04:05	0	0	0	0	0	0	0	0	0	0	0	0	0	0	-6	0
7 Layshia Clarendon	DND - Injury/Illness - Right Lower Leg																	
12 Damiris Dantas	DND - Injury/Illness - Right Foot																	
0 Rennia Davis	DND - Injury/Illness - Left Foot Stress Fracture																	
		200:00	20	58	7	22	19	21	9	34	43	17	16	6	15	3	9	66
			34.5%		31.8%		90.5%		TM REB: 7			TOT TO: 16 (11 PTS)						

SCORE BY PERIOD	1	2	3	4	FINAL
Sparks	20	21	12	4	57
LYNX	18	17	16	15	66

Inactive: Sparks -
Inactive: Lynx -
Points in the Paint: Sparks 20 (10/29), LYNX 24 (12/31) Biggest Lead: Sparks 9, LYNX 9
2nd Chance Points: Sparks 4 (2/6), LYNX 7 (3/8) Lead Changes: 8
Fast Break Points: Sparks 3 (1/1), LYNX 6 (2/3) Times Tied: 7

Technical fouls - Individual
Sparks (1): Wheeler 2:36 4th
LYNX (1): Dangerfield 2:36 4th

Technical fouls - Defensive Three Seconds
Sparks (1) : Sykes 8:41 1st
LYNX (0) : NONE

WOMEN'S NATIONAL BASKETBALL ASSOCIATION

OFFICIAL SCORER'S REPORT
FINAL BOX

Saturday, August 28, 2021 Mohegan Sun Arena, Uncasville, CT
 Officials: #31 Amy Bonner, #16 Isaac Barnett, #12 Karleena Tobin

Game Duration: 1:57
 Attendance: 4434

VISITOR: Los Angeles Sparks (10-16)

	POS	MIN	FG	FGA	3P	3PA	FT	FTA	OR	DR	TOT	A	PF	ST	TO	BS	+/-	PTS
15 Brittney Sykes	F	31:18	2	12	0	1	0	0	1	3	4	2	5	5	2	1	-3	4
30 Nneka Ogumike	F	23:40	3	4	0	0	1	1	0	1	1	1	4	0	0	0	-10	7
1 Amanda Zahui B	C	22:36	2	5	2	4	0	0	0	1	1	1	4	2	3	1	-7	6
2 Te'a Cooper	G	33:45	3	7	2	5	5	6	0	1	1	1	3	0	4	0	-11	13
17 Erica Wheeler	G	36:25	5	11	1	3	4	5	1	5	6	7	1	1	4	0	-20	15
12 Nia Coffey		25:56	4	8	3	6	1	2	0	1	1	0	3	1	0	0	-13	12
22 Arella Guirantes		16:12	1	4	0	2	0	2	0	0	0	0	0	0	0	0	-4	2
14 Lauren Cox		10:08	0	2	0	0	2	2	1	3	4	0	1	1	1	1	-7	2
13 Chiney Ogumike	DND - Injury/Illness - Right Knee																	
20 Kristi Toliver	DND - Injury/Illness - Left Hand																	
200:00			20	53	8	21	13	18	3	15	18	12	21	10	14	3	-15	61
			37.7%		38.1%		72.2%		TM REB: 6			TOT TO: 16 (17 PTS)						

HOME: CONNECTICUT SUN (20-6)

	POS	MIN	FG	FGA	3P	3PA	FT	FTA	OR	DR	TOT	A	PF	ST	TO	BS	+/-	PTS
24 DeWanna Bonner	F	30:58	3	8	0	4	4	4	0	7	7	3	0	1	3	0	15	10
35 Jonquel Jones	F	23:59	4	9	1	2	5	7	3	4	7	2	4	1	3	1	14	14
42 Brionna Jones	C	30:23	7	11	0	0	2	4	4	11	15	1	5	3	5	0	12	16
20 Briann January	G	31:26	4	5	2	3	0	0	0	1	1	4	2	2	2	1	15	10
5 Jasmine Thomas	G	28:49	1	10	0	6	2	2	0	0	0	5	2	3	3	0	17	4
1 Beatrice Mompremier		12:06	1	1	0	0	0	0	0	3	3	0	3	0	1	0	-1	2
3 Kaila Charles		20:55	5	7	1	1	1	1	1	0	1	0	1	1	0	1	8	12
2 Natisha Hiedeman		13:42	1	3	1	3	1	2	0	4	4	1	5	0	0	0	-1	4
21 DiJonai Carrington		06:03	2	4	0	1	0	0	0	0	0	0	1	1	1	0	-1	4
4 Stephanie Jones		01:39	0	1	0	0	0	0	0	0	0	0	0	0	0	0	-3	0
25 Alyssa Thomas	DND - Injury/Illness - Achilles																	
200:00			28	59	5	20	15	20	8	30	38	16	23	12	18	3	15	76
			47.5%		25%		75%		TM REB: 12			TOT TO: 20 (18 PTS)						

SCORE BY PERIOD	1	2	3	4	FINAL
Sparks	21	16	10	14	61
SUN	16	24	18	18	76

Inactive: Sparks - Vadeeva (Not With Team - Overseas), Walker (Injury/Illness - Right Knee)

Inactive: Sun -

Points in the Paint: Sparks 16 (8/20), SUN 32 (16/27)

2nd Chance Points: Sparks 3 (1/3), SUN 11 (3/7)

Fast Break Points: Sparks 6 (3/3), SUN 9 (4/6)

Biggest Lead: Sparks 5, SUN 20

Lead Changes: 8

Times Tied: 6

2021 SUPERLATIVES

LOS ANGELES SPARKS HIGHS

Points, Game.....98 vs. IND 6/3
Points, First Half.....53 vs. PHO 6/16
Points, Second Half.....50 vs. IND 6/3
Points, 1Q.....27 vs. PHO 6/16
Points, 2Q.....32 vs. WAS 6/24
Points, 3Q.....28 vs. SEA 7/4, 28 vs. NYL 8/22
Points, 4Q.....27 vs. IND 6/3
Points, Overtime..... 11 vs. ATL 8/17

Field Goals Made.....37 vs. IND 6/3
Field Goals Att.....82 vs. LVA 6/30
Field Goal Percentage.....56.1% vs. IND 6/3
3FG Made.....14 vs. IND 6/3
3FG Att.....30 @ DAL 6/1
3FG Percentage.....58.8% vs. WAS 6/24
Free Throws Made.....19 @ WAS 6/10
Free Throws Att.....28 @ WAS 6/10
FT Percentage.....100% vs. SEA 7/4

Offensive Rebounds...14 vs. PHO 6/17
Defensive Rebounds....35 vs. ATL 8/17
Total Rebounds.....41 vs. ATL 8/17
Assists.....29 vs. ATL 8/17
Steals.....17 vs. NYL 6/20
Turnovers.....19 @ CHI 5/30, 19 vs. ATL 8/19
Blocked Shots.....10 @ DAL 6/1
Personal Fouls.....25 vs. PHO 6/18

OPPONENT HIGHS

Points, Game.....99 vs. LVA 6/30
Points, First Half.....56 vs. LVA 6/30, 56 vs. WAS 8/24
Points, Second Half.....50 vs. DAL 5/14
Points, 1Q.....29 vs. MIN 7/11
Points, 2Q.....31 @ LVA 5/21
Points, 3Q.....27 vs. NYL 8/22
Points, 4Q.....28 vs. SEA 7/4
Points, Overtime..... 6 @ CHI 5/20, vs. ATL 8/17

Field Goals Made.....37 vs. LVA 6/30
Field Goals Att.....88 vs. ATL 8/17
Field Goal Percentage....55.9% vs. MIN 7/11
3FG Made.....16 vs. NYL 8/22
3FG Att.....35 vs. NYL 8/22
3FG Percentage.....78.3% vs. LVA 7/2
Free Throws Made.....27 @ LVA 5/21
Free Throws Att.....32 @ LVA 5/21
FT Percentage.....100% @ CHI 5/30

LOS ANGELES SPARKS LOWS

-Points, Game.....57 @ MIN 9/2
-Points, First Half.....23 vs. WAS 8/24
-Points, Second Half..... 16 @ MIN 9/2
-Points, 1Q.....9 vs. SEA 7/7
-Points, 2Q.....7 @ DAL 6/1
-Points, 3Q.....9 vs. CHI 6/5
-Points, 4Q.....4 @ MIN 9/2
-Points, Overtime..... 9 @ CHI 5/30

-Field Goals Made..... 19 @ MIN 9/2
-Field Goals Att..... 53 @ CON 8/28
-Field Goal Percentage.....31.1% @ MIN 9/2
-3FG Made.....3 vs. CHI 6/5
-3FG Att..... 14 vs. PHO 6/18, 14 vs. ATL 8/19
-3FG Percentage..... 15.8% vs. CHI 6/5
-Free Throws Made.....4 vs. PHO 6/16
-Free Throws Att..... 6 vs. PHO 6/16
-FT Percentage..... 50.0% vs. NYL 6/20

-Offensive Rebounds.....0 vs. WAS 6/24
-Defensive Rebounds..... 15 @ CON 8/28
-Total Rebounds..... 18 @ CON 8/28
-Assists..... 8 vs. SEA 7/7
-Steals..... 3 vs. IND 8/15
-Turnovers..... 5 vs. PHO 6/16
-Blocked Shots.... 2 vs. NYL 6/20, 2 vs. ATL 8/19
-Personal Fouls..... 13 vs. LVA 6/30

OPPONENT LOWS

-Points, Game.....63 vs. CHI 6/5
-Points, First Half....25 vs. IND 6/3, 25 @ IND 8/31
-Points, Second Half.....22 vs. WAS 8/24
-Points, 1Q.....9 vs. ATL 8/19
-Points, 2Q.....11 vs. IND 6/3
-Points, 3Q.....8 @ MIN 6/12
-Points, 4Q.....7 vs. WAS 8/24
-Points, Overtime..... 6 @ CHI 5/20, vs. ATL 8/17

-Field Goals Made..... 12 @ CHI 5/30
-Field Goals Att..... 12 @ CHI 5/30
-Field Goal Percentage.....33.3% vs. IND 8/15
-3FG Made..... 2 vs. LVA 7/2
-3FG Att.....11 vs. LVA 7/2
-3FG Percentage..... 22.2% vs. IND 8/15
-Free Throws Made..... 4 vs. ATL 8/19
-Free Throws Att.....7 vs. ATL 8/19
-FT Percentage.....38.9% vs. ATL 8/17

2021 TEAM BOX SCORE

Date	Opponent	MINS	FG-A	PCT	3PM-A	PCT	FTM-A	PCT	OFF	DEF	TOT	AST	STL	BLK	TO	PF	PTS
5/14	vs DAL	40:00	28-78	.359	7-27	.259	8-14	.571	6	19	25	15	12	3	15	17	71
5/21	@ LVA	40:00	27-74	.365	5-17	.294	10-15	.667	5	23	28	18	8	1	11	24	69
5/28	@CHI	40:00	26-66	.394	9-19	.474	15-18	.833	9	21	30	17	13	3	20	18	76
5/30	@CHI	45:00	30-73	.411	8-18	.444	14-18	.778	8	25	33	20	11	8	20	19	82
6/1	@DAL	40:00	24-64	.375	10-30	.333	11-12	.917	4	20	24	11	5	10	12	19	69
6/3	vs IND	40:00	37-66	.561	14-28	.500	10-11	.909	2	25	27	14	9	4	8	18	98
6/5	vs CHI	40:00	25-68	.368	3-19	15.8	15-21	.714	9	29	38	13	4	6	11	20	68
6/10	@WAS	40:00	22-67	.328	8-23	.348	19-28	.679	9	22	31	13	6	4	11	19	71
6/12	@MIN	40:00	23-70	.329	8-23	.348	10-12	.833	9	18	27	15	9	5	13	18	64
6/16	vs PHO	40:00	36-80	.450	9-28	.321	4-6	.667	14	21	35	17	3	6	5	23	85
6/18	vs PHO	40:00	25-55	.455	5-16	.313	25-31	.806	4	29	33	13	8	3	12	19	80
6/20	vs NYL	40:00	31-68	.456	6-24	.250	5-10	.500	8	19	27	16	17	2	18	19	73
6/24	vs WAS	40:00	33-64	.516	10-17	.588	13-15	.867	0	22	22	16	8	6	12	18	89
6/26	@PHO	40:00	31-74	.419	6-20	.300	11-15	.733	5	26	31	14	7	3	9	24	79
6/30	vs LVA	40:00	28-82	.341	7-24	.292	12-17	.706	10	29	39	12	9	3	11	13	75
7/2	vs LVA	40:00	22-62	.355	6-21	.286	8-10	.800	5	28	33	12	5	6	13	20	58
7/4	vs SEA	40:00	25-65	.385	7-18	.389	17-17	1.000	7	23	30	18	5	5	12	18	74
7/7	@SEA	40:00	21-59	.356	4-19	.211	16-20	.800	7	21	28	8	11	5	17	19	62
7/11	vs MIN	40:00	22-60	.367	4-15	.267	13-17	.765	6	18	24	14	12	4	15	16	61
8/15	vs IND	40:00	29-66	.439	7-20	.350	10-14	.714	7	30	37	17	3	6	15	24	75
8/17	vs ATL	45:00	36-80	.450	5-22	.227	8-10	.800	6	35	41	29	9	5	15	18	85
8/19	vs ATL	40:00	25-56	.446	5-14	.357	11-17	.647	8	24	32	16	6	2	19	15	66
8/22	@NYL	40:00	32-68	.471	8-23	.348	14-19	.737	5	22	27	22	11	6	10	23	86
8/24	@WAS	40:00	25-70	.357	5-22	.227	13-15	.867	8	27	35	11	9	6	12	17	68
8/26	@CON	40:00	27-57	.474	5-16	.312	13-14	.929	3	20	23	20	7	4	15	24	72
8/28	@CON	40:00	20-53	.377	8-21	.381	13-18	.722	3	15	18	12	10	3	14	21	61
8/31	@IND	40:00	28-59	.475	6-17	.353	10-15	.667	3	17	20	21	7	1	11	17	72
9/2	@MIN	40:00	19-61	.311	6-19	.316	13-17	.765	3	26	29	12	9	6	12	16	57
9/9	vs CON																
9/12	vs SEA																
9/16	@ATL																
9/19	@DAL																
Total	—	5650	755-1870	.404	190-578	.329	332-437	.760	174	648	822	433	233	125	363	542	2032

2021 TEAM AVERAGES


	G	MPG	PPG	RPG	APG	SPG	BPG	FG%	3FG%	FT%	TO	PF
Sparks	28	40.4	72.6	29.3	15.5	8.4	4.5	40.4	32.8	76.0	13.6	19.4
Opponent	28	40.4	78.0	39.5	17.0	6.9	4.1	42.1	34.9	82.2	18.4	18.4

#1	AMANDA ZAHUI B.	CENTER	6-5	9/8/93	MINNESOTA	7TH SEASON
----	-----------------	--------	-----	--------	-----------	------------

2021 Regular Season Averages:

G-GS	PPG	RPG	APG	SPG	BPG	MPG	FG%	3FG%	FT%
26-23	9.7	5.3	1.0	0.7	1.3	24.2	42.5	28.0	75.6

	2021 Season Highs	Career Highs	Playoff Career Highs
PTS	22, vs LVA 6/30/21	37, @ LAS 6/15/19	2, vs PHO 9/24/16
REB	12, vs LVA 7/2/21	21, @ LVA 8/29/20	2, two times
AST	4, vs ATL 8/17/21	5, two times	—
STL	2, @ CHI 5/28/21	4, vs. MIN 8/5/20	—
BLK	4, vs CHI 6/5/21	6, vs. LAS 6/4/19	1, @ PHO 9/17/15
FGM	9, vs LVA 6/30/21	13, @ LAS 6/15/19	1, vs PHO 9/24/16
3FGM	3, vs PHO 6/16/21	7, @ LAS 6/15/19	—
FTM	4, three times	6, two times	—
MINS	36:20, @ MIN 6/12/21	36:20, @ MIN 6/12/21	6, vs PHO 9/24/16



GAME BY GAME STATS

Date	Opponent	MINS	FG-A	PCI	3PM-A	PCI	FTM-A	PCI	QFF	DEF	TOI	AST	STL	BLK	TO	PF	PTS
5/14	vs DAL	DNP - Back	—	—	—	—	—	—	—	—	—	—	—	—	—	—	—
5/21	@ LVA	DNP - Back	—	—	—	—	—	—	—	—	—	—	—	—	—	—	—
5/28	@CHI	16:24	3-5	.600	2-3	.667	0-0	—	0	2	2	0	2	1	4	3	8
5/30	@CHI	34:59	7-8	.875	2-3	.667	1-1	1.000	0	8	8	0	1	3	3	3	17
6/1	@DAL	21:28	4-9	.444	2-6	.333	0-0	—	1	2	3	2	1	1	3	2	10
6/3	vs IND	24:16	3-9	.333	1-7	.143	0-0	—	0	7	7	2	0	1	1	2	7
6/5	vs CHI	30:53	6-14	.429	0-5	.000	1-2	.500	2	8	10	2	1	4	1	4	13
6/10	@WAS	15:52	3-6	.500	1-2	.500	2-2	1.000	0	4	4	0	0	1	3	3	9
6/12	@MIN	36:20	5-14	.357	2-8	.250	3-4	.750	2	6	8	0	1	1	0	5	15
6/16	vs PHO	34:35	6-19	.316	3-11	.273	0-0	—	0	7	7	0	0	2	0	4	15
6/18	vs PHO	18:59	2-6	.333	1-4	.250	0-0	—	0	6	6	1	1	0	1	6	5
6/20	vs NYL	11:24	2-4	.500	0-1	.000	0-0	—	0	2	2	0	1	0	2	3	4
6/24	vs WAS	34:23	6-13	.462	3-6	.500	2-2	1.000	0	5	5	1	1	3	1	3	17
6/26	@PHO	33:07	4-10	.400	2-4	.500	0-0	—	0	4	4	1	0	0	2	1	10
6/30	vs LVA	29:30	9-20	.450	2-6	.333	2-2	1.000	4	5	9	2	1	2	3	3	22
7/2	vs LVA	30:47	6-16	.375	2-6	.333	0-0	—	4	8	12	0	0	1	1	5	14
7/4	vs SEA	21:08	4-5	.800	0-0	—	0-0	—	1	3	4	3	1	3	2	5	8
7/7	@SEA	29:53	2-6	.333	1-4	.250	4-4	1.000	2	7	9	1	1	2	4	1	9
7/11	vs MIN	20:11	3-7	.429	1-3	.333	3-4	.750	0	1	1	3	1	0	2	3	10
8/15	vs IND	22:50	4-8	.500	1-3	.333	4-6	.667	1	8	9	1	0	3	3	5	13
8/17	vs ATL	24:18	7-13	.538	0-3	.000	0-0	—	1	6	7	4	0	2	2	4	14
8/19	vs ATL	29:17	3-11	.273	0-3	.000	4-4	1.000	1	4	5	1	0	1	4	3	10
8/22	@NYL	20:03	3-6	.500	0-2	.000	2-2	1.000	0	3	3	2	0	1	1	2	8
8/24	@WAS	14:38	2-4	.500	0-1	.000	0-0	—	0	3	3	0	0	0	2	3	4
8/26	@CON	10:16	0-2	.000	0-2	.000	1-2	.500	0	2	2	0	0	0	1	3	1
8/28	@CON	22:36	2-5	.400	2-4	.500	0-0	—	0	1	1	1	2	1	3	4	6
8/31	@IND	24:19	0-3	.000	0-2	.000	1-4	.250	0	2	2	0	1	1	0	5	1
9/2	@MIN	17:42	1-4	.250	0-1	.000	1-2	.500	1	3	4	0	0	0	1	3	3
9/9	vs CON																
9/12	vs SEA																
9/16	@ATL																
9/19	@DAL																
Total	—	630:52	97-227	.427	28-100	.280	31-41	.756	20	117	137	26	16	34	50	88	253

#2	TE'A COOPER	GUARD	5-8	4/16/97	BAYLOR	2ND SEASON
----	-------------	-------	-----	---------	--------	------------

2021 Regular Season Averages:

G-GS	PPG	RPG	APG	SPG	BPG	MPG	FG%	3FG%	FT%
27-10	8.2	1.8	1.3	0.9	0.2	20.7	35.5	31.7	77.9

	2021 Season Highs	Career Highs	Playoff Career Highs
PTS	26, vs WASH 6/24/21	26, vs WASH 6/24/21	3, vs CON 9/17/20
REB	6, vs LVA 6/30/21	6, @CON 8/28/20	—
AST	4, two times	4, two times	2, vs CON 9/17/20
STL	2, five times	2, five times	1, vs CON 9/17/20
BLK	2, @ MIN 6/12/21	2, @ MIN 6/12/21	—
FGM	10, vs WASH 6/24/21	10, vs WASH 6/24/21	1, vs CON 9/17/20
3FGM	2, four times	3, @NYL 9/8/20	1, vs CON 9/17/20
FTM	6, vs LVA 6/30/21	6, vs LVA 6/30/21	—
MINS	33:57, vs LVA 7/2/21	33:57, vs LVA 7/2/21	20, vs CON 9/17/20



GAME BY GAME STATS

Date	Opponent	MINS	FG-A	PCT	3PM-A	PCT	FTM-A	PCI	QFF	DEF	TOT	AST	STL	BLK	TO	PF	PTS
5/14	vs DAL	17:30	1-10	.100	1-3	.333	1-2	.500	0	2	2	1	2	0	1	2	4
5/21	@ LVA	21:13	2-5	.400	2-3	.667	2-2	1.000	0	1	1	1	1	0	2	3	8
5/28	@CHI	13:40	2-9	.222	0-3	.000	1-2	.500	0	0	0	0	0	0	1	4	5
5/30	@CHI	10:10	0-6	.000	0-0	—	0-0	—	0	3	3	1	1	0	3	0	0
6/1	@DAL	32:50	4-12	.333	0-3	.000	4-4	1.000	0	3	3	4	1	0	0	3	12
6/3	vs IND	17:09	5-8	.625	1-2	.500	4-5	.800	0	1	1	0	0	0	1	3	15
6/5	vs CHI	32:25	4-9	.444	1-4	.250	4-6	.667	0	2	2	0	0	0	2	3	13
6/10	@WAS	21:33	3-14	.214	0-2	.000	5-6	.833	1	2	3	2	2	1	2	2	11
6/12	@MIN	31:24	6-10	.600	2-3	.667	3-3	1.000	0	1	1	2	2	2	4	2	17
6/16	vs PHO	—	—	—	—	—	—	—	—	—	—	—	—	—	—	—	—
6/18	vs PHO	13:42	0-3	.000	0-1	.000	0-0	—	0	2	2	1	1	0	1	1	0
6/20	vs NYL	14:56	1-3	.333	0-0	—	1-2	.500	0	1	1	1	0	0	1	1	3
6/24	vs WAS	26:55	10-15	.667	1-1	.100	5-6	.833	0	3	3	4	2	0	0	2	26
6/26	@PHO	31:01	8-14	.571	2-4	.500	2-2	1.000	0	1	1	2	1	0	3	3	20
6/30	vs LVA	24:38	4-14	.286	1-3	.333	6-10	.600	2	4	6	3	0	0	2	2	15
7/2	vs LVA	33:57	5-11	.455	2-5	.400	0-0	—	0	4	4	1	2	0	3	3	12
7/4	vs SEA	16:54	1-5	.200	1-2	.500	0-0	—	0	1	1	1	0	0	3	0	3
7/7	@SEA	16:24	0-4	.000	0-1	.000	2-2	1.000	0	2	2	1	1	1	2	2	2
7/11	vs MIN	16:12	0-5	.000	0-1	.000	0-0	—	0	1	1	1	1	0	2	1	0
8/15	vs IND	15:29	4-5	.800	1-1	1.000	0-0	—	0	3	3	1	1	0	2	2	9
8/17	vs ATL	13:20	0-5	.000	0-3	.000	0-0	—	0	0	0	1	1	0	1	3	0
8/19	vs ATL	13:05	2-5	.400	0-1	.000	3-4	.750	0	0	0	2	0	0	1	2	7
8/22	@NYL	17:39	2-4	.500	1-1	1.000	2-3	.667	0	1	1	1	2	0	0	3	7
8/24	@WAS	19:03	1-7	.143	0-1	.000	2-2	1.000	0	0	0	1	1	0	2	2	4
8/26	@CON	7:57	1-3	.333	0-1	.000	0-0	.00	0	1	1	0	0	0	0	0	2
8/28	@CON	33:45	3-7	.429	2-5	.400	5-6	.833	0	1	1	1	0	0	4	3	13
8/31	@IND	21:37	4-7	.571	0-3	.000	1-1	1.00	0	4	4	0	1	0	4	1	9
9/2	@MIN	24:34	2-11	.182	1-3	.333	0-0	-	1	1	2	1	1	1	1	1	5
9/9	vs CON																
9/12	vs SEA																
9/16	@ATL																
9/19	@DAL																
Total	—	559:01	75-211	.355	19-60	.317	53-68	.779	4	45	49	34	24	5	48	54	222

#7	MARIA VADEEVA	CENTER	6-4	7/16/98	RUSSIA	3RD SEASON
----	---------------	--------	-----	---------	--------	------------

2019 Regular Season Averages:

G-GS	PPG	RPG	APG	SPG	BPG	MPG	FG%	3FG%	FT%
15-1	7.8	3.9	0.7	1.0	0.2	12.0	.490	.313	.769

	2019 Season Highs	Career Highs	Playoff Career Highs
PTS	24, @ LVA 5/26/19	24, @ LVA 5/26/19	2, two times
REB	8, two times	8, two times	4, vs CON 9/22/19
AST	3, two times	3, two times	2, vs SEA 9/15/19
STL	3, vs MIN 8/20/19	3, vs MIN 8/20/19	—
BLK	3, @ LVA 5/26/19	3, two times	1, three times
FGM	11, @ LVA 5/26/19	11, @ LVA 5/26/19	1, two times
3FGM	2, @ LVA 5/26/19	2, two times	—
FTM	4, vs SEA 8/4/19	4, vs SEA 8/4/19	—
MINs	24:12, @ LVA 5/26/19	24:12, @ LVA 5/26/19	13:30 vs CON 9/22/19



GAME BY GAME STATS

[illegible]

#12NIA COFFEYFORWARD6-16/11/95NORTHWESTERN5TH SEASON

2021 Regular Season Averages:

G-GS	PPG	RPG	APG	SPG	BPG	MPG	FG%	3FG%	FT%
28-16	8.3	3.8	0.9	0.8	1.3	25.2	41.0	41.3	77.4

	2021 Season Highs	Career Highs	Playoff Career Highs
PTS	18, @ CT 8/26/21	23, vs SEA 5/27/18	—
REB	9, vs CHI 6/5/21	12, vs PHO 6/17/18	—
AST	3, vs CHI 6/5/21	6, @ CHI 6/3/18	—
STL	4, @ CHI 5/30/21	4, @CHI 5/30/21	—
BLK	6, @ DAL 6/1/21	6, @DAL 6/1/21	—
FGM	6, two times	8, vs SEA 5/27/18	—
3FGM	3, seven times	3, seven times	—
FTM	4, three times	7, two times	—
MINS	32:58, vs CHI 6/5/21	32:58, vs CHI 6/5/21	—



GAME BY GAME STATS

Date	Opponent	MINS	FG-A	PCT	3PM-A	PCT	FTM-A	PCT	QFF	DEF	TOT	AST	STL	BLK	TQ	PF	PTS
5/14	vs DAL	19:41	4-8	.500	2-4	.500	0-2	.000	2	2	4	1	1	2	4	2	10
5/21	@ LVA	20:43	3-7	.429	1-2	.500	1-2	.500	0	3	3	0	1	0	0	1	8
5/28	@CHI	16:59	3-5	.600	3-4	.750	0-0	—	1	4	5	1	1	1	0	1	9
5/30	@CHI	31:04	6-12	.500	3-5	.600	0-0	—	1	3	4	1	4	2	1	2	15
6/1	@DAL	28:28	3-8	.375	2-5	.400	0-0	—	1	5	6	1	1	6	1	4	8
6/3	vs IND	30:36	4-4	1.000	3-3	1.000	4-5	.800	0	1	1	1	0	2	0	4	13
6/5	vs CHI	32:25	4-11	.364	0-3	.000	2-2	1.000	1	8	9	3	3	2	0	2	10
6/10	@WAS	20:12	1-8	.125	0-3	.000	3-4	.750	2	2	4	0	0	0	0	2	5
6/12	@MIN	24:52	3-6	.500	2-4	.500	0-0	—	1	3	4	1	0	2	3	4	8
6/16	vs PHO	24:54	2-5	.400	0-3	.000	0-0	—	0	1	1	0	1	0	0	4	4
6/18	vs PHO	29:15	2-4	.500	1-1	1.000	0-0	—	1	2	3	1	1	0	2	3	5
6/20	vs NYL	32:12	6-13	.462	3-8	.375	0-0	—	0	3	3	1	0	2	4	2	15
6/24	vs WAS	31:19	1-4	.250	1-3	.333	0-0	—	0	1	1	1	1	1	2	2	3
6/26	@PHO	28:43	2-6	.333	2-4	.500	0-0	—	1	6	7	1	1	0	1	4	6
6/30	vs LVA	26:26	0-4	.000	0-3	.000	0-0	—	0	7	7	1	0	0	0	3	0
7/2	vs LVA	28:18	0-3	.000	0-1	.000	0-0	—	1	6	7	0	2	4	4	3	0
7/4	vs SEA	27:34	4-12	.333	3-6	.500	0-0	—	0	2	2	2	0	1	1	5	11
7/7	@SEA	30:39	2-11	.182	1-7	1.43	0-0	—	2	5	7	1	2	1	2	5	5
7/11	vs MIN	24:49	1-6	.167	1-4	.250	0-0	—	1	0	1	2	1	2	1	2	6
8/15	vs IND	18:36	3-6	.500	1-3	.333	2-3	.667	0	3	3	0	0	1	0	2	9
8/17	vs ATL	18:52	3-6	.500	2-3	.667	2-2	1.000	0	8	8	1	1	0	2	1	10
8/19	vs ATL	17:10	1-3	.333	1-2	.500	1-2	.500	0	3	3	0	0	0	0	1	4
8/22	@NYL	23:16	3-4	.750	1-2	.500	2-2	1.000	1	3	4	2	1	2	3	4	9
8/24	@WAS	20:30	4-9	.444	3-6	.500	4-4	1.000	0	4	4	0	1	1	2	2	15
8/26	@CON	20:00	6-11	.545	2-5	.400	4-4	1.000	1	0	1	0	0	2	2	5	18
8/28	@CON	25:56	4-8	.500	3-6	.500	1-2	.500	0	1	1	0	1	0	0	3	12
8/31	@IND	25:29	5-7	.714	3-4	.750	0-0	.000	0	1	1	1	0	0	0	3	13
9/2	@MIN	24:09	2-9	.222	1-5	.200	0-0	.000	0	3	3	1	0	1	1	1	5
9/9	vs CON																
9/12	vs SEA																
9/16	@ATL																
9/19	@DAL																
Total	—	705:34	82-200	.410	45-109	.413	24-31	.774	17	90	107	24	24	35	36	77	233

#13CHINEY OGWUMIKEFORWARD/CENTER6-33/21/92STANFORD5TH SEASON

2021 Regular Season Averages:

G-GS	PPG	RPG	APG	SPG	BPG	MPG	FG%	3FG%	FT%
6-3	7.8	4.8	1.2	0.8	0.5	21.3	40.4	75.0	75.0

	2021 Season Highs	Career Highs	Playoff Career Highs
PTS	12, vs DAL 5/14/21	30, vs SEA 6/15/18	10, @CON 9/19/19
REB	8, @ WAS 8/24/21	17, vs NY 6/29/14	5, @CON 9/19/19
AST	2, three times	4, vs NY 6/14/19	2, vs SEA 9/15/19
STL	1, four times	4, two times	2, vs PHX 9/23/19
BLK	1, two times	7, vs DAL 7/20/16	2, @CON 9/17/19
FGM	5, vs DAL 5/14/21	13, vs SEA 6/15/18	14 @CON 9/19/19
3FGM	2, vs DAL 5/14/21	2, vs DAL 5/14/21	—
FTM	3, @ LVA 5/21/21	8, two times	—
MINS	30:40, @ LVA 5/21/21	40, two times	19, vs PHO 8/23/18




GAME BY GAME STATS

Date	Opponent	MINS	FG-A	PCT	3PM-A	PCT	FTM-A	PCT	OFF	DEF	TOT	AST	STL	BLK	TO	PF	PTS
5/14	vs DAL	27:11	5-11	.455	2-3	.667	0-0	—	1	5	6	2	1	0	1	4	12
5/21	@ LVA	30:40	4-10	.400	0-0	—	3-5	.600	3	2	5	2	1	0	2	5	11
5/28	@CHI	24:00	1-8	.125	0-0	—	2-2	1.000	2	4	6	2	0	1	3	4	4
5/30	@CHI	DNP - KNEE	—	—	—	—	—	—	—	—	—	—	—	—	—	—	—
6/1	@DAL	DNP - KNEE	—	—	—	—	—	—	—	—	—	—	—	—	—	—	—
6/3	vs IND	DNP - KNEE	—	—	—	—	—	—	—	—	—	—	—	—	—	—	—
6/5	vs CHI	DNP - KNEE	—	—	—	—	—	—	—	—	—	—	—	—	—	—	—
6/10	@WAS	DNP - KNEE	—	—	—	—	—	—	—	—	—	—	—	—	—	—	—
6/12	@MIN	DNP - KNEE	—	—	—	—	—	—	—	—	—	—	—	—	—	—	—
6/16	vs PHO	DNP - KNEE	—	—	—	—	—	—	—	—	—	—	—	—	—	—	—
6/18	vs PHO	DNP - KNEE	—	—	—	—	—	—	—	—	—	—	—	—	—	—	—
6/20	vs NYL	DNP - KNEE	—	—	—	—	—	—	—	—	—	—	—	—	—	—	—
6/24	vs WAS	DNP - KNEE	—	—	—	—	—	—	—	—	—	—	—	—	—	—	—
6/26	@PHO	DNP - KNEE	—	—	—	—	—	—	—	—	—	—	—	—	—	—	—
6/30	vs LVA	DNP - KNEE	—	—	—	—	—	—	—	—	—	—	—	—	—	—	—
7/2	vs LVA	DNP - KNEE	—	—	—	—	—	—	—	—	—	—	—	—	—	—	—
7/4	vs SEA	DNP - KNEE	—	—	—	—	—	—	—	—	—	—	—	—	—	—	—
7/7	@SEA	DNP - KNEE	—	—	—	—	—	—	—	—	—	—	—	—	—	—	—
7/11	vs MIN	DNP - KNEE	—	—	—	—	—	—	—	—	—	—	—	—	—	—	—
8/15	vs IND	DNP - KNEE	—	—	—	—	—	—	—	—	—	—	—	—	—	—	—
8/17	vs ATL	DNP - KNEE	—	—	—	—	—	—	—	—	—	—	—	—	—	—	—
8/19	vs ATL	DNP - KNEE	—	—	—	—	—	—	—	—	—	—	—	—	—	—	—
8/22	@NYL	9:16	3-4	.750	0-0	—	0-0	—	1	1	2	0	1	1	0	3	6
8/24	@WAS	18:56	4-9	.444	0-0	—	1-1	1.000	4	4	8	0	1	0	0	2	9
8/26	@CON	18:44	2-5	.400	1-1	1.000	0-0	0.00	0	2	2	2	1	1	0	3	5
8/28	@CON	DNP-KNEE	—	—	—	—	—	—	—	—	—	—	—	—	—	—	—
8/31	@IND	DNP-REST	—	—	—	—	—	—	—	—	—	—	—	—	—	—	—
9/2	@MIN	DNP - Rest	—	—	—	—	—	—	—	—	—	—	—	—	—	—	—
9/9	vs CON																
9/12	vs SEA																
9/16	@ATL																
9/19	@DAL																
Total	—	128:03	19-47	.404	3-4	.750	6-8	.750	11	18	29	8	5	3	6	21	47

2021 Regular Season Averages:

G-GS	PPG	RPG	APG	SPG	BPG	MPG	FG%	3FG%	FT%
12-0	3.7	3.8	0.6	0.8	0.9	14.6	42.5	20.0	75.0

	2021 Season Highs	Career Highs	Playoff Career Highs
PTS	14, @ IND 8/31/21	14, @ IND 8/31/21	—
REB	8, vs LVA 7/2/21	8, vs LVA 7/2/21	—
AST	2, @ IND 8/31/21	4, vs CHI 8/31/20	—
STL	2, four times	2, four times	—
BLK	2, two times	2, two times	—
FGM	6, @ IND 8/31/21	6, @ IND 8/31/21	—
3FGM	—	1, four times	—
FTM	2, three times	2, eight times	—
MINS	23:07, vs MIN 7/11/21	20:55, vs LVA 7/2/21	—



GAME BY GAME STATS

Date	Opponent	MINS	FG-A	PGT	3PM-A	PGT	FTM-A	PGT	QEF	DEF	TQT	AST	STL	BLK	TO	PF	PTS
5/14	vs DAL	—	—	—	—	—	—	—	—	—	—	—	—	—	—	—	—
5/21	@ LVA	—	—	—	—	—	—	—	—	—	—	—	—	—	—	—	—
5/28	@CHI	—	—	—	—	—	—	—	—	—	—	—	—	—	—	—	—
5/30	@CHI	—	—	—	—	—	—	—	—	—	—	—	—	—	—	—	—
6/1	@DAL	—	—	—	—	—	—	—	—	—	—	—	—	—	—	—	—
6/3	vs IND	—	—	—	—	—	—	—	—	—	—	—	—	—	—	—	—
6/5	vs CHI	—	—	—	—	—	—	—	—	—	—	—	—	—	—	—	—
6/10	@WAS	—	—	—	—	—	—	—	—	—	—	—	—	—	—	—	—
6/12	@MIN	—	—	—	—	—	—	—	—	—	—	—	—	—	—	—	—
6/16	vs PHO	—	—	—	—	—	—	—	—	—	—	—	—	—	—	—	—
6/18	vs PHO	—	—	—	—	—	—	—	—	—	—	—	—	—	—	—	—
6/20	vs NYL	—	—	—	—	—	—	—	—	—	—	—	—	—	—	—	—
6/24	vs WAS	—	—	—	—	—	—	—	—	—	—	—	—	—	—	—	—
6/26	@PHO	—	—	—	—	—	—	—	—	—	—	—	—	—	—	—	—
6/30	vs LVA	18:47	1-3	.333	0-0	—	2-2	1.000	1	4	5	1	2	1	0	1	4
7/2	vs LVA	20:55	2-7	.286	0-1	.000	1-2	.500	0	4	4	1	0	1	0	5	5
7/4	vs SEA	14:19	1-2	.500	0-0	—	2-2	1.000	0	2	2	1	0	0	1	1	4
7/7	@SEA	11:16	1-3	.333	0-0	—	0-0	—	1	0	1	0	2	1	0	1	2
7/11	vs MIN	23:07	1-3	.333	0-1	.000	0-0	—	1	7	8	0	2	1	1	3	2
8/15	vs IND	13:23	0-4	.000	0-0	—	0-0	—	1	2	3	0	0	0	1	2	0
8/17	vs ATL	14:13	2-3	.667	0-0	—	0-0	—	2	4	6	1	1	2	2	2	4
8/19	vs ATL	6:03	1-1	1.000	0-0	—	0-2	.000	1	0	1	0	0	1	0	0	2
8/22	@NYL	DNP - CD	—	—	—	—	—	—	—	—	—	—	—	—	—	—	—
8/24	@WAS	10:00	0-2	.000	0-2	.000	0-0	—	1	2	3	1	0	2	0	0	0
8/26	@CON	DNP-CD	—	—	—	—	—	—	—	—	—	—	—	—	—	—	—
8/28	@CON	10:08	0-2	.000	0-0	—	2-2	1.00	1	3	4	0	1	1	1	1	2
8/31	@IND	15:41	6-7	.857	0-0	—	2-2	1.000	0	2	2	2	2	0	0	0	14
9/2	@MIN	17:29	2-3	.667	1-1	1.000	0-0	—	0	6	6	0	0	1	0	2	5
9/9	vs CON																
9/12	vs SEA																
9/16	@ATL																
9/19	@DAL																
Total	—	175:03	17-40	.425	1-5	.200	9-12	.750	9	36	45	7	10	11	6	18	44

#15BRITTNEY SYKESGUARD5-92/7/94SYRACUSE5TH SEASON

2021 Regular Season Averages:

G-GS	PPG	RPG	APG	SPG	BPG	MPG	FG%	3FG%	FT%
28-16	9.1	4.5	2.2	1.8	0.5	28.6	40.5	19.4	75.0

	2021 Season Highs	Career Highs	Playoff Career Highs
PTS	19, vs SEA 7/4/21	33, vs PHO 9/3/17	17, @WAS 8/31/18
REB	10, vs SEA 7/4/21	13, vs PHO 7/25/17	6, vs WAS 8/28/18
AST	5, two times	7, vs IND 7/1/18	3, vs WAS 9/4/18
STL	7, vs NYL 6/20/21	7, vs NYL 6/20/21	2, two times
BLK	2, two times	3, three times	1, vs WAS 8/28/18
FGM	8, vs ATL 8/17/21	12, vs PHO 9/3/17	6, three times
3FGM	2, @ CHI 5/30/21	4, two times	3, two times
FTM	7, vs SEA 7/4/21	12, vs WAS 7/19/17	2, two times
MINS	40:20, vs ATL 8/17/21	40:20, vs ATL 8/17/21	28, @WAS 9/2/18



GAME BY GAME STATS

Date	Opponent	MINS	FG-A	PCI	3PM-A	PCI	FTM-A	PCI	QFF	DEF	TOI	AST	STL	BLK	IQ	PF	PTS
5/14	vs DAL	26:34	2-7	.286	0-4	.000	2-4	.500	0	2	2	3	2	1	1	0	6
5/21	@ LVA	22:33	1-7	.143	0-5	.000	0-0	—	0	2	2	2	0	0	0	1	2
5/28	@CHI	28:22	4-11	.364	1-3	.333	2-2	1.000	2	3	5	3	5	0	3	3	11
5/30	@CHI	25:59	2-6	.333	2-3	.667	0-0	—	2	1	3	2	1	2	2	4	6
6/1	@DAL	25:13	1-6	.167	0-2	.000	4-4	1.000	0	4	4	1	0	1	2	3	6
6/3	vs IND	26:17	4-9	.444	0-1	.000	0-0	—	1	5	6	2	3	0	1	2	8
6/5	vs CHI	20:20	0-3	.000	0-0	—	1-2	.500	0	4	4	2	0	0	0	3	1
6/10	@WAS	21:26	3-8	.375	0-1	.000	4-6	.667	1	2	3	1	0	1	0	1	10
6/12	@MIN	24:36	1-7	.143	0-0	—	0-0	—	2	4	6	4	3	0	0	2	2
6/16	vs PHO	23:24	6-10	.600	0-0	—	2-3	.667	5	4	9	1	1	1	2	2	14
6/18	vs PHO	22:04	5-8	.625	0-0	—	4-5	.800	1	4	5	0	1	0	0	4	14
6/20	vs NYL	30:30	5-10	.500	0-1	.000	0-1	.000	2	2	4	0	7	0	1	2	10
6/24	vs WAS	27:16	5-8	.625	0-0	—	4-4	1.000	0	3	3	2	1	2	1	3	14
6/26	@PHO	31:55	5-13	.385	0-1	.000	1-3	.333	1	5	6	4	3	1	1	3	11
6/30	vs LVA	25:14	5-13	.385	0-1	.000	1-1	1.000	3	3	6	1	1	0	0	0	11
7/2	vs LVA	38:18	2-7	.286	0-1	.000	2-2	1.000	0	1	1	3	0	0	2	2	6
7/4	vs SEA	36:50	6-13	.462	0-0	—	7-7	1.000	1	9	10	5	2	0	1	1	19
7/7	@SEA	20:20	4-7	.571	0-0	—	0-0	—	0	0	0	0	2	0	2	4	8
7/11	vs MIN	30:10	5-11	.455	0-1	.000	4-7	.571	1	0	1	0	0	0	1	2	14
8/15	vs IND	28:50	6-11	.545	1-2	.500	3-3	1.000	3	4	7	2	0	0	0	4	16
8/17	vs ATL	40:20	8-17	.471	0-3	.000	1-2	.500	2	2	4	5	2	0	2	3	17
8/19	vs ATL	33:15	3-5	.600	0-0	—	3-4	.750	2	6	8	1	2	0	2	1	9
8/22	@NYL	29:58	2-6	.333	0-0	—	3-4	.750	0	6	6	3	3	1	1	4	7
8/24	@WAS	25:25	4-8	.500	0-1	.000	0-0	—	0	4	4	3	2	2	1	1	8
8/26	@CON	34:12	4-7	.571	0-1	.000	3-3	1.00	0	7	7	3	2	0	2	1	11
8/28	@CON	31:18	2-12	.167	0-1	.00	0-0	-	1	3	4	2	5	1	2	5	4
8/31	@IND	33:06	2-8	.250	2-3	.667	0-2	.000	2	3	5	4	1	0	1	1	6
9/2	@MIN	37:46	1-4	.250	0-0	-	3-3	1.000	1	1	2	2	2	1	5	5	5
9/9	vs CON																
9/12	vs SEA																
9/16	@ATL																
9/19	@DAL																
Total	—	802:06	98-242	.405	6-31	.194	54-72	.750	33	94	127	61	51	14	36	67	256

#17	ERICA WHEELER	GUARD	5-7	5/2/91	RUTGERS	6TH SEASON
-----	---------------	-------	-----	--------	---------	------------

2021 Regular Season Averages:

G-GS	PPG	RPG	APG	SPG	BPG	MPG	FG%	3FG%	FT%
28-28	13.5	3.3	4.8	1.3	0.3	30.1	40.3	36.3	82.8

	2021 Season Highs	Career Highs	Playoff Career Highs
PTS	22, two times	33, @NYL 8/8/17	10, vs PHO 9/21/16
REB	6, vs NYL 6/20/21	7, three times	3, vs PHO 9/21/16
AST	10, two times	10, two times	3, vs PHO 9/21/16
STL	3, three times	5, vs ATL 7/31/19	—
BLK	2, vs PHO 6/16/21	2, two times	—
FGM	9, two times	12, @NYL 8/8/17	3, vs PHO 9/21/16
3FGM	3, three times	7, @NYL 8/8/17	2, vs PHO 9/21/16
FTM	7, two times	9, vs PHO 6/7/17	2, vs PHO 9/21/16
MINS	37:40, @ NYL 8/22/21	42, vs PHO 6/7/17	25, vs PHO 9/21/16



GAME BY GAME STATS

Date	Opponent	MINS	FG-A	PCI	3PM-A	PCI	FTM-A	PCI	QFF	DEF	TOI	AST	STL	BLK	IQ	PF	PTS
5/14	vs DAL	19:25	2-8	.250	0-3	.000	0-0	—	0	2	2	2	0	0	3	4	4
5/21	@ LVA	19:14	3-6	.500	0-1	.000	0-0	—	0	3	3	1	2	0	2	3	6
5/28	@CHI	25:44	3-5	.500	1-1	1.000	6-7	.857	0	0	0	6	3	0	2	0	13
5/30	@CHI	34:50	6-19	.316	0-1	.000	5-6	.833	0	0	0	7	3	0	5	4	17
6/1	@DAL	22:08	2-12	.167	1-5	.200	0-0	—	0	2	2	0	1	0	2	2	5
6/3	vs IND	24:10	5-9	.556	3-4	.750	1-1	1.000	0	1	1	5	2	0	2	3	14
6/5	vs CHI	34:25	7-13	.538	1-3	.333	7-7	1.000	1	4	5	5	0	0	3	2	22
6/10	@WAS	25:40	3-10	.300	2-4	.500	0-0	-	0	3	3	4	1	0	1	1	8
6/12	@MIN	21:48	3-9	.333	0-0	—	3-4	.750	1	1	2	2	0	0	1	0	9
6/16	vs PHO	30:41	8-17	.471	1-2	.500	1-1	1.000	2	3	5	10	0	2	1	4	18
6/18	vs PHO	29:25	5-14	.357	0-3	.000	7-9	.778	2	3	5	2	0	0	3	3	17
6/20	vs NYL	31:13	9-15	.600	0-1	.000	2-3	.667	1	5	6	10	3	0	4	3	20
6/24	vs WAS	27:54	3-12	.250	1-2	.500	2-2	1.000	0	4	4	3	1	0	2	2	9
6/26	@PHO	32:09	9-19	.474	0-4	.000	3-4	.750	0	3	3	4	2	1	1	5	21
6/30	vs LVA	29:38	5-13	.385	3-5	.600	0-0	—	0	1	1	3	1	0	3	0	13
7/2	vs LVA	34:12	6-14	.429	2-6	.333	1-2	.500	0	4	4	5	1	0	3	1	15
7/4	vs SEA	35:08	6-17	.353	1-3	.333	6-6	1.000	1	3	4	5	2	0	2	3	19
7/7	@SEA	32:56	8-13	.615	1-1	1.000	5-5	1.000	1	0	1	3	1	0	3	3	22
7/11	vs MIN	23:48	6-14	.429	0-1	.000	2-2	1.000	1	2	3	6	2	0	3	2	14
8/15	vs IND	32:55	4-7	.571	3-5	.600	1-2	.500	1	2	3	6	1	0	4	3	12
8/17	vs ATL	37:38	6-14	.429	2-2	1.000	2-2	1.000	0	5	5	5	1	1	3	1	16
8/19	vs ATL	32:26	3-12	.250	1-2	.500	0-0	—	2	2	4	3	1	0	3	5	7
8/22	@NYL	37:40	7-15	.467	1-4	.250	2-4	.500	0	4	4	5	1	1	2	4	17
8/24	@WAS	25:32	2-7	.286	1-3	.333	2-3	.667	1	2	3	2	2	1	2	3	7
8/26	@CON	33:55	5-13	.385	0-1	.000	3-3	1.000	1	5	6	9	2	0	2	5	13
8/28	@CON	36:25	5-11	.454	1-3	.333	4-5	.800	1	5	6	7	1	0	4	1	15
8/31	@IND	35:03	3-11	.273	1-4	.250	3-3	1.000	0	4	4	7	1	0	4	4	10
9/2	@MIN	36:04	5-15	.333	2-5	.400	4-6	.667	0	2	2	7	2	2	4	3	16
9/9	vs CON																
9/12	vs SEA																
9/16	@ATL																
9/19	@DAL																
Total	—	842:05	139-345	.403	29-79	.367	72-87	.828	16	75	91	134	37	8	74	74	379

2021 Regular Season Averages:

G-GS	PPG	RPG	APG	SPG	BPG	MPG	FG%	3FG%	FT%
19-19	9.4	1.4	2.9	0.7	0.0	27.6	41.4	33.7	84.2

	2021 Season Highs	Career Highs	Playoff Career Highs
PTS	22, vs IND 6/3/21	43, vs TUL 7/3/15	32, @NYL 9/10/17
REB	4, two times	9, @CON 8/6/13	6, vs PHO 9/23/13
AST	6, vs IND 8/15/21	11, vs IND 8/8/19	10, @CON 10/6/19
STL	3, vs PHO 6/18/21	4, three times	5, @CHI 10/4/16
BLK	—	2, four times	1, four times
FGM	8, vs IND 6/3/21	15, vs TUL 7/3/15	10, @NYL 9/10/17
3FGM	4, @DAL 6/1/21	7, three times	9, @NYL 9/10/17
FTM	3, two times	14, vs TUL 6/20/12	10, vs SAS 9/27/12
MINS	38:40, vs ATL 8/17/21	44, vs TUL 6/8/13	40, 8/31/18



GAME BY GAME STATS

Date	Opponent	MINS	FG-A	FG%	3PM-A	3P%	FTM-A	FT%	OREB	DEEB	TOTL	AST	STL	BLK	TO	PF	PTS
5/14	vs DAL	24:11	4-6	.667	2-4	.500	1-2	.500	0	0	0	2	1	0	3	1	11
5/21	@ LVA	18:14	3-6	.500	1-3	.333	2-2	1.000	0	2	2	5	0	0	2	4	9
5/28	@CHI	22:00	1-1	1.000	0-0	—	3-3	1.000	0	1	1	1	0	0	1	1	5
5/30	@CHI	27:17	0-3	.000	0-2	.000	0-0	—	0	1	1	5	1	0	1	1	0
6/1	@DAL	26:23	5-6	.833	4-5	.800	0-0	—	0	0	0	2	1	0	2	4	14
6/3	vs IND	27:41	8-12	.667	3-7	.429	3-3	1.000	0	2	2	0	0	0	2	2	22
6/5	vs CHI	29:12	2-8	.250	1-2	.500	0-0	—	2	0	2	2	0	0	2	4	5
6/10	@WAS	24:01	1-4	.250	1-3	.333	0-0	—	0	2	2	3	0	0	1	1	3
6/12	@MIN	33:06	5-18	.278	2-6	.333	1-1	1.000	0	0	0	5	1	0	3	3	13
6/16	vs PHO	29:20	7-14	.500	2-6	.333	1-1	1.000	2	0	2	0	0	0	0	3	17
6/18	vs PHO	28:35	3-10	.300	0-2	.000	2-2	1.000	0	1	1	2	3	0	1	1	8
6/20	vs NYL	35:01	6-17	.353	3-12	.250	0-0	—	2	2	4	2	1	0	3	3	15
6/24	vs WAS	23:57	2-4	.500	1-2	.500	0-1	.000	0	1	1	3	1	0	4	0	5
6/26	@PHO	DNP - EYE	—	—	—	—	—	—	—	—	—	—	—	—	—	—	—
6/30	vs LVA	DNP - EYE	—	—	—	—	—	—	—	—	—	—	—	—	—	—	—
7/2	vs LVA	DNP - EYE	—	—	—	—	—	—	—	—	—	—	—	—	—	—	—
7/4	vs SEA	DNP - EYE	—	—	—	—	—	—	—	—	—	—	—	—	—	—	—
7/7	@SEA	DNP - EYE	—	—	—	—	—	—	—	—	—	—	—	—	—	—	—
7/11	vs MIN	DNP - EYE	—	—	—	—	—	—	—	—	—	—	—	—	—	—	—
8/15	vs IND	28:02	2-9	.222	0-4	.000	0-0	—	0	0	0	6	1	0	0	3	4
8/17	vs ATL	38:40	4-15	.267	1-8	.125	2-2	1.000	1	1	2	3	2	0	1	1	11
8/19	vs ATL	32:34	4-5	.800	2-3	.667	0-0	—	0	4	4	5	0	0	3	3	10
8/22	@NYL	27:39	6-15	.400	3-8	.375	1-2	.500	1	1	2	3	0	0	0	0	16
8/24	@WAS	22:50	3-7	.429	1-5	.200	0-0	—	1	1	2	3	1	0	0	1	7
8/26	@CON	25:52	1-2	.500	1-1	1.00	0-0	—	0	0	0	2	1	0	3	0	3
8/28	@CON	DNP - Hand	—	—	—	—	—	—	—	—	—	—	—	—	—	—	—
8/31	@IND	DNP - Hand	—	—	—	—	—	—	—	—	—	—	—	—	—	—	—
9/2	@MIN	DNP - Hand	—	—	—	—	—	—	—	—	—	—	—	—	—	—	—
9/9	vs CON																
9/12	vs SEA																
9/16	@ATL																
9/19	@DAL																
Total	—	525:45	67-162	.414	28-83	.337	16-19	.842	9	19	28	54	14	0	32	36	178

#22	ARELLA GUIRANTES	GUARD	5-11	10/15/97	RUTGERS	1ST SEASON
-----	------------------	-------	------	----------	---------	------------

2021 Regular Season Averages:

G-GS	PPG	RPG	APG	SPG	BPG	MPG	FG%	3FG%	FT%
21-2	3.3	1.2	0.5	0.3	0.2	11.1	28.0	21.7	78.3

	2021 Season Highs	Career Highs	Playoff Career Highs
PTS	8, two times	6, two times	—
REB	5, @ LVA 5/21/21	5, @ LVA 5/21/21	—
AST	2, two times	2, two times	—
STL	2, two times	2, two times	—
BLK	1, three times	1, three times	—
FGM	2, seven times	2, seven times	—
3FGM	2, @ WAS 6/10/21	2, @ WAS 6/10/21	—
FTM	4, @ WAS 8/24/21	4, @ WAS 8/24/21	—
MINs	21:19, @ LVA 5/21/21	21:19, @ LVA 5/21/21	—



GAME BY GAME STATS

Date	Opponent	MINs	FG-A	PCT	3PM-A	PCT	FTM-A	PCT	OFF	DEF	TOT	AST	STL	BLK	TQ	PE	PTS
5/14	vs DAL	8:10	2-5	.400	0-2	.000	0-0	—	0	0	0	0	1	0	0	0	4
5/21	@ LVA	21:19	2-9	.222	0-3	.000	2-2	1.000	1	4	5	1	1	0	0	2	6
5/28	@CHI	14:26	2-7	.285	1-1	1.000	0-0	—	1	0	1	2	0	0	0	1	5
5/30	@CHI	5:17	1-2	.500	1-1	1.000	0-0	—	1	1	2	1	0	0	1	0	3
6/1	@DAL	DNP - CD	—	—	—	—	—	—	—	—	—	—	—	—	—	—	—
6/3	vs IND	19:51	2-6	.333	1-1	1.000	0-0	—	0	2	2	1	2	1	0	0	5
6/5	vs CHI	3:38	0-2	.000	0-0	—	0-0	—	0	1	1	0	0	0	2	1	0
6/10	@WAS	17:01	2-6	.333	2-3	.667	2-4	.500	0	0	0	0	1	1	0	0	8
6/12	@MIN	6:21	0-2	.000	0-0	—	0-0	—	1	1	2	0	0	0	1	1	0
6/16	vs PHO	5:30	0-1	.000	0-0	—	0-0	—	0	0	0	0	0	0	0	1	0
6/18	vs PHO	1:58	1-1	1.000	0-0	—	0-0	—	0	1	1	0	0	0	1	0	2
6/20	vs NYL	DNP - CD	—	—	—	—	—	—	—	—	—	—	—	—	—	—	—
6/24	vs WAS	DNP - CD	—	—	—	—	—	—	—	—	—	—	—	—	—	—	—
6/26	@PHO	8:44	1-4	.250	0-3	.000	2-2	1.000	0	0	0	1	0	0	0	1	4
6/30	vs LVA	16:33	1-8	.125	0-2	.000	0-0	—	0	3	3	0	2	0	1	3	2
7/2	vs LVA	3:48	0-0	—	0-0	—	0-0	—	0	0	0	1	0	0	0	0	0
7/4	vs SEA	DNP - CD	—	—	—	—	—	—	—	—	—	—	—	—	—	—	—
7/7	@SEA	20:33	2-5	.400	0-1	.000	2-2	1.000	1	1	2	2	0	0	0	2	6
7/11	vs MIN	9:50	1-4	.250	0-0	—	2-2	1.000	0	1	1	0	0	1	2	1	4
8/15	vs IND	2:27	0-0	—	0-0	—	0-0	—	0	1	1	0	0	0	0	0	0
8/17	vs ATL	DNP - CD	—	—	—	—	—	—	—	—	—	—	—	—	—	—	—
8/19	vs ATL	DNP - CD	—	—	—	—	—	—	—	—	—	—	—	—	—	—	—
8/22	@NYL	DNP - CD	—	—	—	—	—	—	—	—	—	—	—	—	—	—	—
8/24	@WAS	17:09	2-6	.333	0-2	.000	4-5	.800	0	2	2	0	0	0	0	2	8
8/26	@CON	18:04	2-5	.400	0-2	.000	2-2	1.00	0	2	2	0	0	1	1	3	6
8/28	@CON	16:12	1-4	.250	0-2	.000	0-2	.000	0	0	0	0	0	0	0	0	2
8/31	@IND	13:25	1-4	.250	0-0	-	0-0	-	0	1	1	2	0	0	1	0	2
9/2	@MIN	3:56	0-1	.000	0-0	-	2-2	1.000	0	0	0	0	0	0	0	0	2
9/9	vs CON																
9/12	vs SEA																
9/16	@ATL																
9/19	@DAL																
Total	—	234:25	23-82	.280	5-23	.217	18-23	.783	5	21	26	11	7	4	10	18	69

#30	NNEKA OGWUMIKE	FORWARD	6-2	7/20/90	STANFORD	10TH SEASON
-----	----------------	---------	-----	---------	----------	-------------

2021 Regular Season Averages:

G-GS	PPG	RPG	APG	SPG	BPG	MPG	FG%	3FG%	FT%
14-14	14.2	5.9	2.7	1.2	0.2	31.2	54.1	29.2	78.6

	2021 Season Highs	Career Highs	Playoff Career Highs
PTS	21, @ CHI 5/30/21	38, vs ATL 6/30/16	27, vs CHI 9/28/16
REB	9, three times	20, @ IND 7/12/12	14, vs PHO 9/19/13
AST	9, vs ATL 8/17/21	9, vs ATL 8/17/21	6, vs CHI 9/28/16
STL	3, two times	6, two times	4, @ CHI 10/4/16
BLK	2, vs IND 8/15/21	5, vs ATL 6/30/16	3, @ CHI 10/4/16
FGM	9, @ LVA 5/21/21	13, two times	11, vs CHI 9/28/16
3FGM	2, @ NYL 8/22/21	5, vs WAS 7/7/19	2, vs MIN 10/14/16
FTM	7, @ CHI 5/30/21	14, vs WAS 9/3/15	7, two times
MINS	39:23, @ CHI 5/30/21	46:59, @ CHI 8/18/17	37:59, @ MIN I 9/18/15



GAME BY GAME STATS

Date	Opponent	MINS	FG-A	FG%	3PM-A	3PT%	FTM-A	FT%	ORE	DEFF	TOI	AST	STL	BLK	IQ	PF	PTS
5/14	vs DAL	26:20	8-14	.571	0-0	—	2-2	1.000	3	5	8	0	0	0	1	0	18
5/21	@ LVA	28:15	9-17	.529	1-2	.500	0-0	—	0	5	5	3	1	0	1	3	19
5/28	@CHI	28:54	6-11	.545	1-3	.333	1-2	.500	3	6	9	2	2	0	3	0	14
5/30	@CHI	39:23	7-11	.636	0-1	.000	7-9	.778	2	7	9	1	0	0	3	3	21
6/1	@DAL	25:01	4-5	.800	0-0	—	2-2	1.000	1	3	4	0	0	1	1	0	10
6/3	vs IND	DNP - KNEE	—	—	—	—	—	—	—	—	—	—	—	—	—	—	—
6/5	vs CHI	DNP - KNEE	—	—	—	—	—	—	—	—	—	—	—	—	—	—	—
6/10	@WAS	DNP - KNEE	—	—	—	—	—	—	—	—	—	—	—	—	—	—	—
6/12	@MIN	DNP - KNEE	—	—	—	—	—	—	—	—	—	—	—	—	—	—	—
6/16	vs PHO	DNP - KNEE	—	—	—	—	—	—	—	—	—	—	—	—	—	—	—
6/18	vs PHO	DNP - KNEE	—	—	—	—	—	—	—	—	—	—	—	—	—	—	—
6/20	vs NYL	DNP - KNEE	—	—	—	—	—	—	—	—	—	—	—	—	—	—	—
6/24	vs WAS	DNP - KNEE	—	—	—	—	—	—	—	—	—	—	—	—	—	—	—
6/26	@PHO	DNP - KNEE	—	—	—	—	—	—	—	—	—	—	—	—	—	—	—
6/30	vs LVA	DNP - KNEE	—	—	—	—	—	—	—	—	—	—	—	—	—	—	—
7/2	vs LVA	DNP - KNEE	—	—	—	—	—	—	—	—	—	—	—	—	—	—	—
7/4	vs SEA	DNP - KNEE	—	—	—	—	—	—	—	—	—	—	—	—	—	—	—
7/7	@SEA	DNP - KNEE	—	—	—	—	—	—	—	—	—	—	—	—	—	—	—
7/11	vs MIN	DNP - KNEE	—	—	—	—	—	—	—	—	—	—	—	—	—	—	—
8/15	vs IND	30:59	6-14	.429	0-1	.000	0-0	—	1	6	7	1	0	2	3	1	12
8/17	vs ATL	37:38	6-7	.857	0-0	—	1-2	.500	0	9	9	9	1	0	1	3	13
8/19	vs ATL	36:08	8-14	.571	1-3	.333	0-1	.000	2	5	7	4	3	0	6	0	17
8/22	@NYL	34:26	6-14	.429	2-6	.333	2-2	1.000	2	3	5	6	3	0	3	3	16
8/24	@WAS	25:56	3-11	.273	0-1	.000	0-0	—	1	5	6	1	1	0	2	1	6
8/26	@CON	30:59	6-9	.667	1-2	.500	0-0	—	1	1	2	4	1	0	4	4	13
8/28	@CON	23:40	3-4	.750	0-0	.000	1-1	1.000	0	1	1	1	0	0	0	4	7
8/31	@IND	31:19	7-12	.583	0-1	.000	3-3	1.000	1	0	1	5	1	0	1	3	17
9/2	@MIN	38:18	6-14	.429	1-4	.250	3-4	.750	0	10	10	1	4	0	0	1	16
9/9	vs CON																
9/12	vs SEA																
9/16	@ATL																
9/19	@DAL																
Total	—	437:00	85-157	.541	7-24	.292	22-28	.786	17	66	83	38	17	3	29	26	199

#40	JASMINE WALKER	FORWARD	6-3	2/3/98	ALABAMA	1ST SEASON
-----	----------------	---------	-----	--------	---------	------------

2021 Regular Season Averages:

G-GS	PPG	RPG	APG	SPG	BPG	MPG	FG%	3FG%	FT%
2-0	0.0	0.5	1.0	1.0	0.5	10.0	0.0	0.0	0.0

	2021 Season Highs	Career Highs	Playoff Career Highs
PTS	—	—	—
REB	1, vs DAL 5/14/21	1, vs DAL 5/14/21	—
AST	2, vs DAL 5/14/21	2, vs DAL 5/14/21	—
STL	2, vs DAL 5/14/21	2, vs DAL 5/14/21	—
BLK	1, @ LVA 5/21/21	1, @ LVA 5/21/21	—
FGM	—	—	—
3FGM	—	—	—
FTM	—	—	—
MINS	17:22, vs DAL 5/14/21	17:22, vs DAL 5/14/21	—



GAME BY GAME STATS

Date	Opponent	MINS	FG-A	PGT	3PM-A	PGT	FTM-A	PGT	QFF	DEF	TOI	AST	STL	BLK	TO	PF	PTS
5/14	vs DAL	17:22	0-4	.000	0-3	.000	0-0	—	0	1	1	2	2	0	1	1	0
5/21	@ LVA	2:36	0-1	.000	0-1	.000	0-2	.000	0	0	0	0	0	1	0	0	0
5/28	@CHI	DNP - KNEE	-	-	-	-	-	-	-	-	-	-	-	-	-	-	-
5/30	@CHI	DNP - KNEE	—	—	—	—	—	—	—	—	—	—	—	—	—	—	—
6/1	@DAL	DNP - KNEE	—	—	—	—	—	—	—	—	—	—	—	—	—	—	—
6/3	vs IND	DNP - KNEE	—	—	—	—	—	—	—	—	—	—	—	—	—	—	—
6/5	vs CHI	DNP - KNEE	—	—	—	—	—	—	—	—	—	—	—	—	—	—	—
6/10	@WAS	DNP - KNEE	—	—	—	—	—	—	—	—	—	—	—	—	—	—	—
6/12	@MIN	DNP - KNEE	—	—	—	—	—	—	—	—	—	—	—	—	—	—	—
6/16	vs PHO	DNP - KNEE	—	—	—	—	—	—	—	—	—	—	—	—	—	—	—
6/18	vs PHO	DNP - KNEE	—	—	—	—	—	—	—	—	—	—	—	—	—	—	—
6/20	vs NYL	DNP - KNEE	—	—	—	—	—	—	—	—	—	—	—	—	—	—	—
6/24	vs WAS	DNP - KNEE	—	—	—	—	—	—	—	—	—	—	—	—	—	—	—
6/26	@PHO	DNP - KNEE	—	—	—	—	—	—	—	—	—	—	—	—	—	—	—
6/30	vs LVA	DNP - KNEE	—	—	—	—	—	—	—	—	—	—	—	—	—	—	—
7/2	vs LVA	DNP - KNEE	—	—	—	—	—	—	—	—	—	—	—	—	—	—	—
7/4	vs SEA	DNP - KNEE	—	—	—	—	—	—	—	—	—	—	—	—	—	—	—
7/7	@SEA	DNP - KNEE	—	—	—	—	—	—	—	—	—	—	—	—	—	—	—
7/11	vs MIN	DNP - KNEE	—	—	—	—	—	—	—	—	—	—	—	—	—	—	—
8/15	vs IND	DNP - KNEE	—	—	—	—	—	—	—	—	—	—	—	—	—	—	—
8/17	vs ATL	DNP - KNEE	—	—	—	—	—	—	—	—	—	—	—	—	—	—	—
8/19	vs ATL	DNP - KNEE	—	—	—	—	—	—	—	—	—	—	—	—	—	—	—
8/22	@NYL	DNP - KNEE	—	—	—	—	—	—	—	—	—	—	—	—	—	—	—
8/24	@WAS	DNP - KNEE	—	—	—	—	—	—	—	—	—	—	—	—	—	—	—
8/26	@CON	DNP-KNEE	—	—	—	—	—	—	—	—	—	—	—	—	—	—	—
8/28	@CON	DNP - KNEE	—	—	—	—	—	—	—	—	—	—	—	—	—	—	—
8/31	@IND	DNP - KNEE	—	—	—	—	—	—	—	—	—	—	—	—	—	—	—
9/2	@MIN	DNP - KNEE	—	—	—	—	—	—	—	—	—	—	—	—	—	—	—
9/9	vs CON																
9/12	vs SEA																
9/16	@ATL																
9/19	@DAL																
Total	—	19:58	0-5	.000	0-4	.000	0-2	.000	0	1	1	2	2	1	1	1	0