

# LOS ANGELES SPARKS 2021 GAME NOTES



Los Angeles Sparks (12-19) at Dallas Wings (13-18)

September 19, 2021

College Park Center | 2 p.m. (PT)  
NBA TV, League Pass



## REGULAR SEASON SCHEDULE

Date	Opponent	Time/Result	Record
5/14	DALLAS	L, 94-71	0-1
5/21	at Las Vegas	L, 97-69	0-2
5/28	at Chicago	W, 76-61	1-2
5/30	at Chicago	W, 82-79 OT	2-2
6/1	at Dallas	L, 79-69	2-3
6/3	INDIANA	W, 98-63	3-3
6/5	CHICAGO	W, 68-63	4-3
6/10	at Washington	L, 89-71	4-4
6/12	at Minnesota	L, 80-64	4-5
6/16	PHOENIX	W, 85-80	5-5
6/18	PHOENIX	L, 80-66	5-6
6/20	NEW YORK	L, 76-73	5-7
6/24	WASHINGTON	W, 89-82	6-7
6/27	at Phoenix	L, 88-79	6-8
6/30	LAS VEGAS	L, 99-75	6-9
7/2	LAS VEGAS	L, 66-58	6-10
7/4	SEATTLE	L, 84-74	6-11
7/7	at Seattle	L, 71-62	6-12
7/11	MINNESOTA	L, 86-61	6-13
8/15	INDIANA	W, 75-70	7-13
8/17	ATLANTA	W, 85-80 OT	8-13
8/19	ATLANTA	W, 66-64	9-13
8/22	at New York	W, 86-83	10-13
8/24	at Washington	L, 78-68	10-14
8/26	at Connecticut	L, 76-72	10-15
8/28	at Connecticut	L, 76-61	10-16
8/31	at Indiana	L, 74-72	10-17
9/2	at Minnesota	L, 66-57	10-18
9/9	CONNECTICUT	L, 75-57	10-19
9/12	SEATTLE	W, 81-53	11-19
9/16	at Atlanta	W, 74-68	12-19
9/19	at Dallas	2:00 pm	—

\*all times listed are Pacific Standard Time

## PLAYER UPDATES

NUM.	PLAYER	UPDATE
13	Chiney Ogumike	Out (right knee)
20	Kristi Toliver	Out (left hand)
40	Jasmine Walker	Out (right knee)

## CONTACT INFORMATION

### Eli Horowitz

Director, Public Relations and Communications  
ehorowitz@la-sparks.com  
(847) 644-9932



@LA\_Sparks



@LASparks

### Natalie Gilmore

Coordinator, Public Relations and Communications  
ngilmore@la-sparks.com

## LAST GAME STARTERS

G	17	ERICA WHEELER				5'7"	6TH SEASON								
GP/GS	31/31	PPG	13.3	RPG	3.0	APG	4.7	SPG	1.3	FG%	41.1	3FG%	36.0	MPG	30.0
G	2	TE'A COOPER				5'8"	2ND SEASON								
GP/GS	30/12	PPG	8.6	RPG	1.7	APG	1.3	SPG	0.9	FG%	36.4	3FG%	30.4	MPG	21.5
G	15	BRITTNEY SYKES				5'9"	5TH SEASON								
GP/GS	31/19	PPG	9.5	RPG	4.5	APG	2.2	SPG	1.8	FG%	40.7	3FG%	23.7	MPG	29.2
F	30	NNEKA OGWUMIKE				6'2"	10TH SEASON								
GP/GS	17/17	PPG	14.3	RPG	6.3	APG	2.6	SPG	1.4	FG%	53.4	3FG%	28.0	MPG	31.4
C	1	AMANDA ZAHUI B.				6'5"	7TH SEASON								
GP/GS	29/26	PPG	9.2	RPG	5.2	APG	1.0	SPG	0.7	FG%	42.5	3FG%	27.9	MPG	23.8

## MATCHUP NOTES

The Los Angeles Sparks play their final regular season game against the Dallas Wings on Sunday, September 19 at 2:00 PM PST. The Sparks are coming off a road victory against the Atlanta Dream, 74-68. Four players scored in double-figures including: Brittney Sykes (17), Nneka Ogumike (15), Te'a Cooper (14), and Nia Coffey (10). The Wings most recently lost 85-75 to the Las Vegas Aces. Wings guard Arike Ogunbowale had 23 points and eight rebounds on the night. Marina Mabrey added 14 points, seven assists, and four rebounds. The Sparks lost to the Wings in their 2021 home opener, 94-71 at the Los Angeles Convention Center. The teams also met on June 1, where the Wings also won 79-69. This game is the final time the two teams play against each other before the conclusion of the 2021 season.

## Wings Probable Starters

F Satou Sabally  
F Allisha Gray  
F Kayla Thornton  
G Arike Ogunbowale  
G Moriah Jefferson

Head Coach: Vicki Johnson

## MILESTONE WATCH

PLAYER	MILESTONE (CURRENT)
Nneka Ogumike	4600 points (4545)
	2200 rebounds (2121)
	600 assists (542)
	200 blocks (179)
	500 steals (428)
Kristi Toliver	4500 points (4369)
	800 rebounds (814)
	1300 assists (1259)
	400 steals (322)
Chiney Ogumike	1800 points (1696)
	1000 rebounds (925)
	150 blocks (115)

## ASSOCIATED PRESS POWER POLL

Week 15	Total Points	High	Low
1 Connecticut	168	1	1
2 Las Vegas	154	2	2
3 Minnesota	136	3	4
4 Phoenix	125	3	5
5 Seattle	117	4	5
6 Chicago	96	6	7
7 Dallas	83	6	8
8 Washington	73	6	8
9 Los Angeles	52	9	10
10 New York	46	9	10
11 Atlanta	22	11	12
12 Indiana	20	11	12

## PLAYOFF STAKES

Despite injuries to Nneka Ogumike, Kristi Toliver, Chiney Ogumike, No. 7 overall pick Jasmine Walker and Maria Vadeeva remaining overseas, the Sparks are still in playoff contention heading into Sunday's regular season finale. To make the playoffs, the LA Sparks need to beat the Dallas Wings Sunday. In addition, the Washington Mystics must lose to the Minnesota Lynx for the Sparks to get in. As a franchise, the LA Sparks have a WNBA-leading 20 playoff appearances in 24 seasons.

## SPARKS DEFENSE AND #SLIMforDPOY

The Sparks are No. 3 in the WNBA in Defensive Rating and No. 2 in the WNBA in opponent points per game allowed. Led by Defensive Player of the Year/1st Team All Defense candidate Brittney Sykes, who is No. 2 in the WNBA in estimated Defensive Contribution per Positive Residual, No. 1 in the WNBA in steals, and tied for No. 1 in the WNBA in defensive win shares per game among perimeter players, the Sparks have overcome 5 key players missing over 70% of the season with their defense.

## BUT FIRST, COFFEY

Since joining the Sparks, **Nia Coffey**'s career has taken off on the court. As a sixth woman, who will often start in big games, the Northwestern Alumni is now averaging career-highs in points (8.5), rebounds (3.9), blocks (1.2), minutes per game (25.4), and 3-point shooting (42.0). Recently, the Sparks played six games competing roughly every other day while traveling to various cities across the east coast. Coffey put up big numbers for the shorthanded roster. She scored 71 points, while shooting 50% from the field and 56% from behind-the-arc.

*\*Stats as of September 18, 2021*

## 2021 LOS ANGELES SPARKS ROSTER

NUM.	PLAYER	POS.	HT.	YRS OF EXP.	DOB	COLLEGE
1	Amanda Zahui B.	C	6'5"	6	09/8/93	Minnesota
2	Te'a Cooper	G	5'8"	1	04/16/97	Baylor
7	Maria Vadeeva	C	6'4"	2	07/16/98	Russia
12	Nia Coffey	F	6'1"	4	06/11/95	Northwestern
13	Chiney Ogumike	F/C	6'3"	4	03/21/92	Stanford
14	Lauren Cox	F	6'4"	1	04/20/98	Baylor
15	Brittney Sykes	G	5'9"	4	02/07/94	Syracuse
17	Erica Wheeler	G	5'7"	5	05/2/91	Rutgers
20	Kristi Toliver	G	5'7"	11	01/27/87	Maryland
22	Arella Guirantes	G	5'11"	R	10/15/97	Rutgers
30	Nneka Ogumike	F	6'2"	9	07/02/90	Stanford
40	Jasmine Walker	F	6'3"	R	02/03/98	Alabama

## COACHING STAFF

### Coaching Staff:

Head Coach Derek Fisher  
 Assistant Coach Fred Williams  
 Assistant Coach Latricia Trammell  
 Assistant Coach Seimone Augustus

## PRONOUNCIATION CHART


### PLAYER/COACH

Te'a Cooper  
 Nneka Ogumike  
 Chiney Ogumike  
 Nia Coffey  
 Amanda Zahui B.  
 Arella Guirantes  
 Asst. Coach Seimone Augustus  
 Asst. Coach Latricia Trammell

### PRONOUNCIATION

TAY-uh  
 NECK-uh Oh-gwoo-muh-kay  
 CHIN-ay Oh-gwoo-muh-kay  
 Knee-uh  
 Zow-ee-bee  
 uh-REL-uh giH-RAHN-tez  
 suh-MOAN  
 TRAM-uhl

# 2021 LA SPARKS ROSTER



Position: C  
Height: 6'5"  
DOB: 9/8/1993  
College: Minnesota




Position: G  
Height: 5'8"  
DOB: 4/16/1997  
College: Baylor



Position: C  
Height: 6'4"  
DOB: 7/16/1998  
College: Russia



Position: F  
Height: 6'1"  
DOB: 6/11/1995  
College: Northwestern




Position: F/C  
Height: 6'3"  
DOB: 3/21/1992  
College: Stanford




Position: F  
Height: 6'4"  
DOB: 4/20/1998  
College: Baylor




Position: G  
Height: 5'9"  
DOB: 2/7/1994  
College: Syracuse




Position: G  
Height: 5'7"  
DOB: 5/2/1991  
College: Rutgers



Position: G  
Height: 5'7"  
DOB: 1/27/1987  
College: Maryland



Position: G  
Height: 5'11"  
DOB: 10/15/1997  
College: Rutgers



Position: F  
Height: 6'2"  
DOB: 7/2/1990  
College: Stanford



Position: F  
Height: 6'3"  
DOB: 2/3/1998  
College: Alabama

## COACHING STAFF




**HEAD COACH**



**ASSISTANT COACH**



**ASSISTANT COACH**



**ASSISTANT COACH**



**DIRECTOR OF  
SPORTS MEDICINE/  
HEAD ATHLETIC  
TRAINER**



**PLAYER  
DEVELOPMENT  
COACH**

### Sparks Stave Off Elimination in Atlanta

The Los Angeles Sparks and Atlanta Dream faced off on Thursday evening for their final match-up of the season at the Gateway Center Arena in Atlanta, Georgia. The Sparks scored 21 points in the fourth quarter, ultimately defeating Atlanta, 74-68. Nneka Ogumike led her team with 15 points and 10 rebounds, her second double-double of the season. Four Sparks scored in double figures: Brittney Sykes (17), Nneka Ogumike (15), Te'a Cooper (14), and Nia Coffey (10) points. Atlanta Dream Tiffany Hayes led all scorers with 25 points and Courtney Williams recorded a double-double with 13 points and 10 rebounds.



Due to early foul trouble for Erica Wheeler, Rookie Arella Guirantes also stepped up with 7 points and 3 assists in tonight's game.

The Dream came out shooting in the first quarter. However, Cooper and Sykes scored a combined 16 points, playing the entirety of the quarter. The Sparks made the most of Atlanta's 4 turnovers with 7 points off their lost possessions, but ended the first quarter down 21-20.

Los Angeles went on a 14-0 run and created a 9 point lead 4 minutes into the second quarter. Soon after, the Dream went on a 14-3 run and outrebounded the Sparks 22-14 in the first half, while shooting 12/14 from the free throw line. Thanks to points off the bench from Coffey and Guirantes, the Sparks were able to take a 34-31 lead into the half.

After going scoreless for almost seven minutes in the second quarter, the Dream and Courtney Williams kicked off the 3rd quarter with a driving layup. Atlanta turned the ball over times and LA scored 15 points off those turnovers. Wheeler had another deadly crossover that sent Odyssey Sims backward to score a pullup jumper. Coffey quickly followed with a three-pointer that started from a steal by Guirantes. The Sparks were able to continue their lead to close the 3rd quarter, 53-49.

Both offenses traded points back and forth in the fourth quarter, with the Sparks leading by eight points with 50 seconds remaining. The Dream weren't able to recover, and the Sparks avoided elimination, 74-68.

The Sparks travel to Dallas to take on the Wings in their last regular season game at the College Park Center on Sunday, September 19th at 2:00 pm PT.

#### Los Angeles Highlights:

- Four players scored in double-digits; Brittney Sykes (17), Nneka Ogumike (15), Te'a Cooper (14), Nia Coffey (10).
- Coffey had 10 points and 9 rebounds, close to what would have been the second double-double of her career.
- Ogumike had her second double-double of the season with 15 points and 10 rebounds.
- Cooper scored in double-figures for the 12th time this season with 10 first-half points.
- Brittney Sykes started on Courtney Williams who finished 6-for-19 from the field. After Hayes started 5-for-7 with 11 first quarter points, Sykes helped limit her to 3-for-11 and 14 points final 3 quarters. #SlimforDPOY.



**MOST RECENT GAME - BOX SCORE**

**WOMEN'S NATIONAL BASKETBALL ASSOCIATION**

**OFFICIAL SCORER'S REPORT  
FINAL BOX**

Thursday, September 16, 2021 Gateway Center Arena @ College Park, Atlanta, GA  
Officials: #42 Roy Gulbeyan, #11 Randy Richardson, #50 Kevin Sparrock

Game Duration: 2:03  
Attendance: 2537

**VISITOR: Los Angeles Sparks (12-19)**

	POS	MIN	FG	FGA	3P	3PA	FT	FTA	OR	DR	TOT	A	PF	ST	TO	BS	+/-	PTS
15 Brittney Sykes	F	37:42	5	12	2	4	5	5	0	3	3	3	2	2	5	0	7	17
30 Nneka Ogumike	F	33:10	6	11	0	0	3	4	3	7	10	3	2	4	4	0	-4	15
1 Amanda Zahui B	C	18:02	2	2	1	1	0	0	0	5	5	0	2	0	0	0	-13	5
2 Te'a Cooper	G	33:51	5	11	0	3	4	6	0	1	1	2	4	0	1	0	6	14
17 Erica Wheeler	G	25:20	2	7	0	2	2	4	0	0	0	4	5	0	0	0	8	6
12 Nia Coffey		27:30	4	7	2	4	0	1	0	9	9	0	2	1	2	0	13	10
22 Arella Guirantes		20:18	2	7	0	2	3	3	0	2	2	3	3	1	1	0	-2	7
14 Lauren Cox		04:07	0	1	0	0	0	0	0	1	1	1	0	0	0	1	15	0
13 Chiney Ogumike	DND - Injury/Illness - Right Knee																	
20 Kristi Toliver	DND - Injury/Illness - Left Hand																	
40 Jasmine Walker	DNP - Injury/Illness - Right Knee																	
200:00			26	58	5	16	17	23	3	28	31	16	20	8	13	1	6	74
			44.8%		31.2%		73.9%		TM REB: 8			TOT TO: 13 (9 PTS)						

**HOME: ATLANTA DREAM (8-23)**

	POS	MIN	FG	FGA	3P	3PA	FT	FTA	OR	DR	TOT	A	PF	ST	TO	BS	+/-	PTS
15 Tiffany Hayes	F	37:24	8	18	2	7	7	7	1	3	4	3	5	0	3	0	3	25
25 Monique Billings	F	26:09	1	5	0	0	1	2	4	4	8	1	4	1	3	0	7	3
1 Elizabeth Williams	C	30:25	2	3	0	0	2	2	1	5	6	1	2	2	0	1	1	6
10 Courtney Williams	G	32:44	6	19	1	5	0	0	1	9	10	2	4	2	1	0	-8	13
4 Aari McDonald	G	18:15	0	4	0	3	1	2	0	1	1	1	2	0	1	0	-3	1
0 Odyssey Sims		21:45	4	6	1	2	2	2	0	2	2	3	4	0	3	0	-3	11
11 Blake Dietrick		07:16	1	2	1	1	0	0	0	0	0	0	3	0	0	0	2	3
24 Candice Dupree		19:32	2	6	0	0	2	2	0	4	4	2	0	0	1	0	-5	6
21 Tianna Hawkins		03:54	0	0	0	0	0	0	0	0	0	0	2	0	1	0	-15	0
40 Shekinna Stricklen		02:36	0	0	0	0	0	0	0	1	1	0	0	0	1	0	-9	0
9 Crystal Bradford	DND - Injury/Illness - R foot																	
200:00			24	63	5	18	15	17	7	29	36	13	26	5	14	1	-6	68
			38.1%		27.8%		88.2%		TM REB: 4			TOT TO: 15 (19 PTS)						

SCORE BY PERIOD	1	2	3	4	FINAL
Sparks	20	14	19	21	74
DREAM	21	10	18	19	68

Inactive: Sparks -

Inactive: Dream -

Points in the Paint: Sparks 32 (16/29), DREAM 26 (13/25) Biggest Lead: Sparks 9, DREAM 7

2nd Chance Points: Sparks 9 (3/4), DREAM 3 (0/3)

Fast Break Points: Sparks 6 (3/5), DREAM 5 (2/4)

Lead Changes: 3

Times Tied: 1

Technical fouls - Defensive Three Seconds

Sparks (2) : Wheeler 4:37 2nd , Ogumike 2:15 3rd

DREAM (1) : Hawkins 6:55 2nd

## WOMEN'S NATIONAL BASKETBALL ASSOCIATION

OFFICIAL SCORER'S REPORT  
FINAL BOX

Tuesday, June 1, 2021 College Park Center, Arlington, TX  
 Officials: #42 Roy Gulbeyan, #2 Tiffany Bird, #8 Blanca Burns

Game Duration: 1:58  
 Attendance: 1372

## VISITOR: Los Angeles Sparks (2-3)

	POS	MIN	FG	FGA	3P	3PA	FT	FTA	OR	DR	TOT	A	PF	ST	TO	BS	+/-	PTS
2 Te'a Cooper	F	32:50	4	12	0	3	4	4	0	3	3	4	3	1	0	0	-2	12
12 Nia Coffey	F	28:28	3	8	2	5	0	0	1	5	6	1	4	1	1	6	-3	8
30 Nneka Ogumike	C	25:01	4	5	0	0	2	2	1	3	4	0	0	0	1	1	-6	10
20 Kristi Toliver	G	26:23	5	6	4	5	0	0	0	0	0	2	4	1	2	0	-5	14
17 Erica Wheeler	G	22:09	2	12	1	5	0	0	0	2	2	0	2	1	2	0	-10	5
1 Amanda Zahui B		21:28	4	9	2	6	0	0	1	2	3	2	2	1	3	1	-11	10
15 Brittney Sykes		25:13	1	6	0	2	4	4	0	4	4	1	3	0	2	1	-10	6
32 Bria Holmes		18:28	1	6	1	4	1	2	1	1	2	1	1	0	1	1	-3	4
22 Arella Guirantes	DNP - Coach's decision																	
13 Chiney Ogumike	DND - Injury/Illness - Right Knee Soreness																	
7 Maria Vadeeva	NWT - Not With Team																	
40 Jasmine Walker	NWT - Injury/Illness - Right Knee - Torn ACL																	
200:00			24	64	10	30	11	12	4	20	24	11	19	5	12	10	-10	69
			37.5%		33.3%		91.7%		TM REB: 8			TOT TO: 13 (8 PTS)						

## HOME: DALLAS WINGS (2-4)

	POS	MIN	FG	FGA	3P	3PA	FT	FTA	OR	DR	TOT	A	PF	ST	TO	BS	+/-	PTS
3 Marina Mabrey	F	26:23	4	14	2	8	0	0	1	6	7	6	2	0	4	0	-1	10
6 Kayla Thornton	F	27:40	6	10	0	2	3	3	3	4	7	1	3	1	2	0	8	15
35 Charli Collier	C	14:59	2	4	0	0	0	0	4	3	7	1	5	0	0	1	-3	4
24 Arike Ogunbowale	G	32:33	3	12	2	7	6	6	1	3	4	2	2	2	3	0	9	14
4 Moriah Jefferson	G	30:53	4	9	2	3	0	1	1	5	6	6	3	1	0	0	22	10
20 Isabelle Harrison		17:36	1	2	0	0	2	2	0	1	1	0	4	0	4	0	14	4
52 Tyasha Harris		21:42	5	10	4	6	4	4	0	1	1	3	3	1	1	0	9	18
28 Awak Kuier		11:12	0	2	0	1	2	2	0	5	5	1	0	0	1	1	-2	2
32 Bella Alarie		08:51	1	1	0	0	0	0	2	0	2	1	0	0	0	1	3	2
33 Chelsea Dungee		06:53	0	1	0	1	0	0	0	1	1	0	0	0	0	0	-5	0
13 Dana Evans		01:18	0	1	0	0	0	0	0	0	0	0	0	0	1	0	-4	0
31 Kristine Anigwe	DNP - Coach's decision																	
200:00			26	66	10	28	17	18	12	29	41	21	22	5	16	3	10	79
			39.4%		35.7%		94.4%		TM REB: 9			TOT TO: 18 (20 PTS)						

SCORE BY PERIOD	1	2	3	4	FINAL
Sparks	21	7	17	24	69
WINGS	16	22	16	25	79

Inactive: Sparks -

Inactive: Wings - Gray (Not With Team ), Sabally (Not With Team )

Points in the Paint: Sparks 26 (13/26), WINGS 24 (12/26)

2nd Chance Points: Sparks 5 (2/3), WINGS 21 (8/13)

Fast Break Points: Sparks 8 (3/6), WINGS 0 (0/4)

MEMO: Harris (DAL) career high points (was 13)

MEMO: Coffey (LA) career high blocks (was 2)

Biggest Lead: Sparks 9, WINGS 18

Lead Changes: 5

Times Tied: 3

## 2021 SUPERLATIVES

### LOS ANGELES SPARKS HIGHS

Points, Game.....98 vs. IND 6/3  
Points, First Half.....53 vs. PHO 6/16  
Points, Second Half.....50 vs. IND 6/3  
Points, 1Q.....27 vs. PHO 6/16  
Points, 2Q.....32 vs. WAS 6/24  
Points, 3Q.....28 vs. SEA 7/4, vs. NYL 8/22  
Points, 4Q.....27 vs. IND 6/3  
Points, Overtime..... 11 vs. ATL 8/17

Field Goals Made.....37 vs. IND 6/3  
Field Goals Att.....82 vs. LVA 6/30  
Field Goal Percentage.....56.1% vs. IND 6/3  
3FG Made.....14 vs. IND 6/3  
3FG Att.....30 @ DAL 6/1  
3FG Percentage.....58.8% vs. WAS 6/24  
Free Throws Made.....19 @ WAS 6/10  
Free Throws Att.....28 @ WAS 6/10  
FT Percentage.....100% vs. SEA 7/4

Offensive Rebounds...14 vs. PHO 6/17  
Defensive Rebounds....35 vs. ATL 8/17  
Total Rebounds.....41 vs. ATL 8/17  
Assists.....29 vs. ATL 8/17  
Steals.....17 vs. NYL 6/20  
Turnovers.....19 @ CHI 5/30, 19 vs. ATL 8/19  
Blocked Shots.....10 @ DAL 6/1  
Personal Fouls.....25 vs. PHO 6/18

### OPPONENT HIGHS

Points, Game.....99 vs. LVA 6/30  
Points, First Half....56 vs. LVA 6/30, vs. WAS 8/24  
Points, Second Half.....50 vs. DAL 5/14  
Points, 1Q.....29 vs. MIN 7/11  
Points, 2Q.....31 @ LVA 5/21  
Points, 3Q.....27 vs. NYL 8/22  
Points, 4Q.....28 vs. SEA 7/4  
Points, Overtime..... 6 @ CHI 5/20, vs. ATL 8/17

Field Goals Made.....37 vs. LVA 6/30  
Field Goals Att.....88 vs. ATL 8/17  
Field Goal Percentage....55.9% vs. MIN 7/11  
3FG Made.....16 vs. NYL 8/22  
3FG Att.....35 vs. NYL 8/22  
3FG Percentage.....78.3% vs. LVA 7/2  
Free Throws Made.....27 @ LVA 5/21  
Free Throws Att.....32 @ LVA 5/21  
FT Percentage.....100% @ CHI 5/30

### LOS ANGELES SPARKS LOWS

-Points, Game.....57 @ MIN 9/2, vs. CON 9/9  
-Points, First Half.....23 vs. WAS 8/24  
-Points, Second Half..... 16 @ MIN 9/2  
-Points, 1Q.....8 vs. CON 9/9  
-Points, 2Q.....7 @ DAL 6/1  
-Points, 3Q.....9 vs. CHI 6/5  
-Points, 4Q.....4 @ MIN 9/2  
-Points, Overtime..... 9 @ CHI 5/30

-Field Goals Made..... 19 @ MIN 9/2  
-Field Goals Att..... 53 @ CON 8/28  
-Field Goal Percentage.....31.1% @ MIN 9/2  
-3FG Made.....2 vs. CON 9/9  
-3FG Att..... 13 vs. SEA 9/12  
-3FG Percentage..... 15.8% vs. CHI 6/5  
-Free Throws Made.....4 vs. PHO 6/16  
-Free Throws Att..... 6 vs. PHO 6/16  
-FT Percentage..... 50.0% vs. NYL 6/20

-Offensive Rebounds.....0 vs. WAS 6/24  
-Defensive Rebounds..... 14 vs. CON 9/9  
-Total Rebounds..... 18 @ CON 8/28  
-Assists..... 8 vs. SEA 7/7  
-Steals..... 3 vs. IND 8/15  
-Turnovers..... 5 vs. PHO 6/16  
-Blocked Shots.... 2 vs. NYL 6/20, 2 vs. ATL 8/19  
-Personal Fouls..... 13 vs. LVA 6/30

### OPPONENT LOWS

-Points, Game.....53 vs. SEA 9/12  
-Points, First Half....25 vs. IND 6/3, 25 @ IND 8/31  
-Points, Second Half.....22 vs. WAS 8/24  
-Points, 1Q.....9 vs. ATL 8/19  
-Points, 2Q.....10 vs. ATL 9/16  
-Points, 3Q.....8 @ MIN 6/12  
-Points, 4Q.....7 vs. WAS 8/24  
-Points, Overtime..... 6 @ CHI 5/20, vs. ATL 8/17

-Field Goals Made..... 12 @ CHI 5/30  
-Field Goals Att..... 12 @ CHI 5/30  
-Field Goal Percentage.....32.1% vs. SEA 9/12  
-3FG Made..... 2 vs. LVA 7/2  
-3FG Att.....11 vs. LVA 7/2  
-3FG Percentage...22.2% vs. IND 8/15, vs. SEA 9/12  
-Free Throws Made..... 4 vs. ATL 8/19  
-Free Throws Att.....7 vs. ATL 8/19  
-FT Percentage.....38.9% vs. ATL 8/17

## 2021 TEAM BOX SCORE

Date	Opponent	MINS	FG-A	PCT	3PM-A	PCT	FTM-A	PCT	OFF	DEF	TOT	AST	STL	BLK	TO	PF	PTS
5/14	vs DAL	40:00	28-78	.359	7-27	.259	8-14	.571	6	19	25	15	12	3	15	17	71
5/21	@ LVA	40:00	27-74	.365	5-17	.294	10-15	.667	5	23	28	18	8	1	11	24	69
5/28	@CHI	40:00	26-66	.394	9-19	.474	15-18	.833	9	21	30	17	13	3	20	18	76
5/30	@CHI	45:00	30-73	.411	8-18	.444	14-18	.778	8	25	33	20	11	8	20	19	82
6/1	@DAL	40:00	24-64	.375	10-30	.333	11-12	.917	4	20	24	11	5	10	12	19	69
6/3	vs IND	40:00	37-66	.561	14-28	.500	10-11	.909	2	25	27	14	9	4	8	18	98
6/5	vs CHI	40:00	25-68	.368	3-19	15.8	15-21	.714	9	29	38	13	4	6	11	20	68
6/10	@WAS	40:00	22-67	.328	8-23	.348	19-28	.679	9	22	31	13	6	4	11	19	71
6/12	@MIN	40:00	23-70	.329	8-23	.348	10-12	.833	9	18	27	15	9	5	13	18	64
6/16	vs PHO	40:00	36-80	.450	9-28	.321	4-6	.667	14	21	35	17	3	6	5	23	85
6/18	vs PHO	40:00	25-55	.455	5-16	.313	25-31	.806	4	29	33	13	8	3	12	19	80
6/20	vs NYL	40:00	31-68	.456	6-24	.250	5-10	.500	8	19	27	16	17	2	18	19	73
6/24	vs WAS	40:00	33-64	.516	10-17	.588	13-15	.867	0	22	22	16	8	6	12	18	89
6/26	@PHO	40:00	31-74	.419	6-20	.300	11-15	.733	5	26	31	14	7	3	9	24	79
6/30	vs LVA	40:00	28-82	.341	7-24	.292	12-17	.706	10	29	39	12	9	3	11	13	75
7/2	vs LVA	40:00	22-62	.355	6-21	.286	8-10	.800	5	28	33	12	5	6	13	20	58
7/4	vs SEA	40:00	25-65	.385	7-18	.389	17-17	1.000	7	23	30	18	5	5	12	18	74
7/7	@SEA	40:00	21-59	.356	4-19	.211	16-20	.800	7	21	28	8	11	5	17	19	62
7/11	vs MIN	40:00	22-60	.367	4-15	.267	13-17	.765	6	18	24	14	12	4	15	16	61
8/15	vs IND	40:00	29-66	.439	7-20	.350	10-14	.714	7	30	37	17	3	6	15	24	75
8/17	vs ATL	45:00	36-80	.450	5-22	.227	8-10	.800	6	35	41	29	9	5	15	18	85
8/19	vs ATL	40:00	25-56	.446	5-14	.357	11-17	.647	8	24	32	16	6	2	19	15	66
8/22	@NYL	40:00	32-68	.471	8-23	.348	14-19	.737	5	22	27	22	11	6	10	23	86
8/24	@WAS	40:00	25-70	.357	5-22	.227	13-15	.867	8	27	35	11	9	6	12	17	68
8/26	@CON	40:00	27-57	.474	5-16	.312	13-14	.929	3	20	23	20	7	4	15	24	72
8/28	@CON	40:00	20-53	.377	8-21	.381	13-18	.722	3	15	18	12	10	3	14	21	61
8/31	@IND	40:00	28-59	.475	6-17	.353	10-15	.667	3	17	20	21	7	1	11	17	72
9/2	@MIN	40:00	19-61	.311	6-19	.316	13-17	.765	3	26	29	12	9	6	12	16	57
9/9	vs CON	40:00	23-55	.418	2-10	.200	9-11	.818	5	14	19	13	10	4	17	22	57
9/12	vs SEA	40:00	30-62	.484	6-13	.462	15-16	.938	8	29	37	13	6	3	12	18	81
9/16	@ATL	40:00	26-58	.448	5-16	.313	17-23	.739	3	28	31	16	8	1	13	20	74
9/19	@DAL																
Total	—	6250	834-2045	.408	203-617	.329	373-487	.766	190	719	909	475	257	133	405	602	2244

## 2021 TEAM AVERAGES

	G	MPG	PPG	RPG	APG	SPG	BPG	FG%	3FG%	FT%	TO	PF
Sparks	31	40.3	72.4	29.3	15.3	8.3	4.3	40.8	32.8	76.6	13.8	19.4
Opponent	31	40.3	76.8	38.7	16.5	7.0	4.0	41.7	34.0	82.8	18.4	18.5




#1	AMANDA ZAHUI B.	CENTER	6-5	9/8/93	MINNESOTA	7TH SEASON
----	-----------------	--------	-----	--------	-----------	------------

2021 Regular Season Averages:

G-GS	PPG	RPG	APG	SPG	BPG	MPG	FG%	3FG%	FT%
29-26	9.2	5.2	1.0	0.7	1.2	23.8	42.5	27.9	76.7

	2021 Season Highs	Career Highs	Playoff Career Highs
PTS	22, vs LVA 6/30/21	37, @ LAS 6/15/19	2, vs PHO 9/24/16
REB	12, vs LVA 7/2/21	21, @ LVA 8/29/20	2, two times
AST	4, vs ATL 8/17/21	5, two times	—
STL	2, @ CHI 5/28/21	4, vs. MIN 8/5/20	—
BLK	4, vs CHI 6/5/21	6, vs. LAS 6/4/19	1, @ PHO 9/17/15
FGM	9, vs LVA 6/30/21	13, @ LAS 6/15/19	1, vs PHO 9/24/16
3FGM	3, vs PHO 6/16/21	7, @ LAS 6/15/19	—
FTM	4, three times	6, two times	—
MINS	36:20, @ MIN 6/12/21	36:20, @ MIN 6/12/21	6, vs PHO 9/24/16



GAME BY GAME STATS

Date	Opponent	MINS	FG-A	PCI	3PM-A	PCI	FTM-A	PCI	QFF	DEF	TOI	AST	STL	BLK	TO	PF	PTS
5/14	vs DAL	DNP - Back	—	—	—	—	—	—	—	—	—	—	—	—	—	—	—
5/21	@ LVA	DNP - Back	—	—	—	—	—	—	—	—	—	—	—	—	—	—	—
5/28	@CHI	16:24	3-5	.600	2-3	.667	0-0	—	0	2	2	0	2	1	4	3	8
5/30	@CHI	34:59	7-8	.875	2-3	.667	1-1	1.000	0	8	8	0	1	3	3	3	17
6/1	@DAL	21:28	4-9	.444	2-6	.333	0-0	—	1	2	3	2	1	1	3	2	10
6/3	vs IND	24:16	3-9	.333	1-7	.143	0-0	—	0	7	7	2	0	1	1	2	7
6/5	vs CHI	30:53	6-14	.429	0-5	.000	1-2	.500	2	8	10	2	1	4	1	4	13
6/10	@WAS	15:52	3-6	.500	1-2	.500	2-2	1.000	0	4	4	0	0	1	3	3	9
6/12	@MIN	36:20	5-14	.357	2-8	.250	3-4	.750	2	6	8	0	1	1	0	5	15
6/16	vs PHO	34:35	6-19	.316	3-11	.273	0-0	—	0	7	7	0	0	2	0	4	15
6/18	vs PHO	18:59	2-6	.333	1-4	.250	0-0	—	0	6	6	1	1	0	1	6	5
6/20	vs NYL	11:24	2-4	.500	0-1	.000	0-0	—	0	2	2	0	1	0	2	3	4
6/24	vs WAS	34:23	6-13	.462	3-6	.500	2-2	1.000	0	5	5	1	1	3	1	3	17
6/26	@PHO	33:07	4-10	.400	2-4	.500	0-0	—	0	4	4	1	0	0	2	1	10
6/30	vs LVA	29:30	9-20	.450	2-6	.333	2-2	1.000	4	5	9	2	1	2	3	3	22
7/2	vs LVA	30:47	6-16	.375	2-6	.333	0-0	—	4	8	12	0	0	1	1	5	14
7/4	vs SEA	21:08	4-5	.800	0-0	—	0-0	—	1	3	4	3	1	3	2	5	8
7/7	@SEA	29:53	2-6	.333	1-4	.250	4-4	1.000	2	7	9	1	1	2	4	1	9
7/11	vs MIN	20:11	3-7	.429	1-3	.333	3-4	.750	0	1	1	3	1	0	2	3	10
8/15	vs IND	22:50	4-8	.500	1-3	.333	4-6	.667	1	8	9	1	0	3	3	5	13
8/17	vs ATL	24:18	7-13	.538	0-3	.000	0-0	—	1	6	7	4	0	2	2	4	14
8/19	vs ATL	29:17	3-11	.273	0-3	.000	4-4	1.000	1	4	5	1	0	1	4	3	10
8/22	@NYL	20:03	3-6	.500	0-2	.000	2-2	1.000	0	3	3	2	0	1	1	2	8
8/24	@WAS	14:38	2-4	.500	0-1	.000	0-0	—	0	3	3	0	0	0	2	3	4
8/26	@CON	10:16	0-2	.000	0-2	.000	1-2	.500	0	2	2	0	0	0	1	3	1
8/28	@CON	22:36	2-5	.400	2-4	.500	0-0	—	0	1	1	1	2	1	3	4	6
8/31	@IND	24:19	0-3	.000	0-2	.000	1-4	.250	0	2	2	0	1	1	0	5	1
9/2	@MIN	17:42	1-4	.250	0-1	.000	1-2	.500	1	3	4	0	0	0	1	3	3
9/9	vs CON	16:01	2-5	.400	0-2	.000	2-2	1.00	0	2	2	1	1	1	2	4	6
9/12	vs SEA	24:45	1-5	.200	0-1	.000	0-0	—	2	4	6	1	1	0	2	2	2
9/16	@ATL	18:02	2-2	1.000	1-1	1.000	0-0	—	0	5	5	0	0	0	0	2	5
9/19	@DAL																
Total	—	689:52	102-239	.427	29-104	.279	33-43	.767	22	128	150	28	18	35	54	96	266

#2	TE'A COOPER	GUARD	5-8	4/16/97	BAYLOR	2ND SEASON
----	-------------	-------	-----	---------	--------	------------

2021 Regular Season Averages:

G-GS	PPG	RPG	APG	SPG	BPG	MPG	FG%	3FG%	FT%
30-12	8.6	1.7	1.3	0.9	0.2	21.5	36.4	30.4	76.9

	2021 Season Highs	Career Highs	Playoff Career Highs
PTS	26, vs WASH 6/24/21	26, vs WASH 6/24/21	3, vs CON 9/17/20
REB	6, vs LVA 6/30/21	6, @CON 8/28/20	—
AST	4, two times	4, two times	2, vs CON 9/17/20
STL	2, five times	2, five times	1, vs CON 9/17/20
BLK	2, @ MIN 6/12/21	2, @ MIN 6/12/21	—
FGM	10, vs WASH 6/24/21	10, vs WASH 6/24/21	1, vs CON 9/17/20
3FGM	2, four times	3, @NYL 9/8/20	1, vs CON 9/17/20
FTM	6, vs LVA 6/30/21	6, vs LVA 6/30/21	—
MINS	33:57, vs LVA 7/2/21	33:57, vs LVA 7/2/21	20, vs CON 9/17/20



GAME BY GAME STATS

Date	Opponent	MINS	FG-A	PCT	3PM-A	PCT	FTM-A	PCI	QFF	DEF	TOT	AST	STL	BLK	TO	PF	PTS
5/14	vs DAL	17:30	1-10	.100	1-3	.333	1-2	.500	0	2	2	1	2	0	1	2	4
5/21	@ LVA	21:13	2-5	.400	2-3	.667	2-2	1.000	0	1	1	1	1	0	2	3	8
5/28	@CHI	13:40	2-9	.222	0-3	.000	1-2	.500	0	0	0	0	0	0	1	4	5
5/30	@CHI	10:10	0-6	.000	0-0	—	0-0	—	0	3	3	1	1	0	3	0	0
6/1	@DAL	32:50	4-12	.333	0-3	.000	4-4	1.000	0	3	3	4	1	0	0	3	12
6/3	vs IND	17:09	5-8	.625	1-2	.500	4-5	.800	0	1	1	0	0	0	1	3	15
6/5	vs CHI	32:25	4-9	.444	1-4	.250	4-6	.667	0	2	2	0	0	0	2	3	13
6/10	@WAS	21:33	3-14	.214	0-2	.000	5-6	.833	1	2	3	2	2	1	2	2	11
6/12	@MIN	31:24	6-10	.600	2-3	.667	3-3	1.000	0	1	1	2	2	2	4	2	17
6/16	vs PHO	—	—	—	—	—	—	—	—	—	—	—	—	—	—	—	—
6/18	vs PHO	13:42	0-3	.000	0-1	.000	0-0	—	0	2	2	1	1	0	1	1	0
6/20	vs NYL	14:56	1-3	.333	0-0	—	1-2	.500	0	1	1	1	0	0	1	1	3
6/24	vs WAS	26:55	10-15	.667	1-1	.100	5-6	.833	0	3	3	4	2	0	0	2	26
6/26	@PHO	31:01	8-14	.571	2-4	.500	2-2	1.000	0	1	1	2	1	0	3	3	20
6/30	vs LVA	24:38	4-14	.286	1-3	.333	6-10	.600	2	4	6	3	0	0	2	2	15
7/2	vs LVA	33:57	5-11	.455	2-5	.400	0-0	—	0	4	4	1	2	0	3	3	12
7/4	vs SEA	16:54	1-5	.200	1-2	.500	0-0	—	0	1	1	1	0	0	3	0	3
7/7	@SEA	16:24	0-4	.000	0-1	.000	2-2	1.000	0	2	2	1	1	1	2	2	2
7/11	vs MIN	16:12	0-5	.000	0-1	.000	0-0	—	0	1	1	1	1	0	2	1	0
8/15	vs IND	15:29	4-5	.800	1-1	1.000	0-0	—	0	3	3	1	1	0	2	2	9
8/17	vs ATL	13:20	0-5	.000	0-3	.000	0-0	—	0	0	0	1	1	0	1	3	0
8/19	vs ATL	13:05	2-5	.400	0-1	.000	3-4	.750	0	0	0	2	0	0	1	2	7
8/22	@NYL	17:39	2-4	.500	1-1	1.000	2-3	.667	0	1	1	1	2	0	0	3	7
8/24	@WAS	19:03	1-7	.143	0-1	.000	2-2	1.000	0	0	0	1	1	0	2	2	4
8/26	@CON	7:57	1-3	.333	0-1	.000	0-0	.00	0	1	1	0	0	0	0	0	2
8/28	@CON	33:45	3-7	.429	2-5	.400	5-6	.833	0	1	1	1	0	0	4	3	13
8/31	@IND	21:37	4-7	.571	0-3	.000	1-1	1.00	0	4	4	0	1	0	4	1	9
9/2	@MIN	24:34	2-11	.182	1-3	.333	0-0	-	1	1	2	1	1	1	1	1	5
9/9	vs CON	29:00	1-7	.143	0-2	0.00	0-0	-	0	1	1	0	1	1	2	4	2
9/12	vs SEA	21:52	7-13	.538	2-4	.500	3-4	.750	0	2	2	2	2	0	1	5	19
9/16	@ATL	33:51	5-11	.455	0-3	.000	4-6	.667	0	1	1	2	0	0	1	4	14
9/19	@DAL																
Total	—	644:01	88-242	.364	21-69	.304	60-78	.769	4	49	53	38	27	6	52	67	257

#7	MARIA VADEEVA	CENTER	6-4	7/16/98	RUSSIA	3RD SEASON
----	---------------	--------	-----	---------	--------	------------

2019 Regular Season Averages:

G-GS	PPG	RPG	APG	SPG	BPG	MPG	FG%	3FG%	FT%
15-1	7.8	3.9	0.7	1.0	0.2	12.0	.490	.313	.769

	2019 Season Highs	Career Highs	Playoff Career Highs
PTS	24, @ LVA 5/26/19	24, @ LVA 5/26/19	2, two times
REB	8, two times	8, two times	4, vs CON 9/22/19
AST	3, two times	3, two times	2, vs SEA 9/15/19
STL	3, vs MIN 8/20/19	3, vs MIN 8/20/19	—
BLK	3, @ LVA 5/26/19	3, two times	1, three times
FGM	11, @ LVA 5/26/19	11, @ LVA 5/26/19	1, two times
3FGM	2, @ LVA 5/26/19	2, two times	—
FTM	4, vs SEA 8/4/19	4, vs SEA 8/4/19	—
MINS	24:12, @ LVA 5/26/19	24:12, @ LVA 5/26/19	13:30 vs CON 9/22/19



## GAME BY GAME STATS

[illegible]

#12NIA COFFEYFORWARD6-16/11/95NORTHWESTERN5TH SEASON

2021 Regular Season Averages:

G-GS	PPG	RPG	APG	SPG	BPG	MPG	FG%	3FG%	FT%
31-17	8.5	3.9	0.9	0.8	1.2	25.4	42.5	42.0	77.8

	2021 Season Highs	Career Highs	Playoff Career Highs
PTS	18, @ CT 8/26/21	23, vs SEA 5/27/18	—
REB	9, vs CHI 6/5/21	12, vs PHO 6/17/18	—
AST	3, vs CHI 6/5/21	6, @ CHI 6/3/18	—
STL	4, @ CHI 5/30/21	4, @CHI 5/30/21	—
BLK	6, @ DAL 6/1/21	6, @DAL 6/1/21	—
FGM	6, two times	8, vs SEA 5/27/18	—
3FGM	3, seven times	3, seven times	—
FTM	4, three times	7, two times	—
MINS	32:58, vs CHI 6/5/21	32:58, vs CHI 6/5/21	—



GAME BY GAME STATS

Date	Opponent	MINS	FG-A	PCT	3PM-A	PCT	FTM-A	PCT	OFF	DEF	TOT	AST	STL	BLK	TQ	PF	PTS
5/14	vs DAL	19:41	4-8	.500	2-4	.500	0-2	.000	2	2	4	1	1	2	4	2	10
5/21	@ LVA	20:43	3-7	.429	1-2	.500	1-2	.500	0	3	3	0	1	0	0	1	8
5/28	@CHI	16:59	3-5	.600	3-4	.750	0-0	—	1	4	5	1	1	1	0	1	9
5/30	@CHI	31:04	6-12	.500	3-5	.600	0-0	—	1	3	4	1	4	2	1	2	15
6/1	@DAL	28:28	3-8	.375	2-5	.400	0-0	—	1	5	6	1	1	6	1	4	8
6/3	vs IND	30:36	4-4	1.000	3-3	1.000	4-5	.800	0	1	1	1	0	2	0	4	13
6/5	vs CHI	32:25	4-11	.364	0-3	.000	2-2	1.000	1	8	9	3	3	2	0	2	10
6/10	@WAS	20:12	1-8	.125	0-3	.000	3-4	.750	2	2	4	0	0	0	0	2	5
6/12	@MIN	24:52	3-6	.500	2-4	.500	0-0	—	1	3	4	1	0	2	3	4	8
6/16	vs PHO	24:54	2-5	.400	0-3	.000	0-0	—	0	1	1	0	1	0	0	4	4
6/18	vs PHO	29:15	2-4	.500	1-1	1.000	0-0	—	1	2	3	1	1	0	2	3	5
6/20	vs NYL	32:12	6-13	.462	3-8	.375	0-0	—	0	3	3	1	0	2	4	2	15
6/24	vs WAS	31:19	1-4	.250	1-3	.333	0-0	—	0	1	1	1	1	1	2	2	3
6/26	@PHO	28:43	2-6	.333	2-4	.500	0-0	—	1	6	7	1	1	0	1	4	6
6/30	vs LVA	26:26	0-4	.000	0-3	.000	0-0	—	0	7	7	1	0	0	0	3	0
7/2	vs LVA	28:18	0-3	.000	0-1	.000	0-0	—	1	6	7	0	2	4	4	3	0
7/4	vs SEA	27:34	4-12	.333	3-6	.500	0-0	—	0	2	2	2	0	1	1	5	11
7/7	@SEA	30:39	2-11	.182	1-7	1.43	0-0	—	2	5	7	1	2	1	2	5	5
7/11	vs MIN	24:49	1-6	.167	1-4	.250	0-0	—	1	0	1	2	1	2	1	2	6
8/15	vs IND	18:36	3-6	.500	1-3	.333	2-3	.667	0	3	3	0	0	1	0	2	9
8/17	vs ATL	18:52	3-6	.500	2-3	.667	2-2	1.000	0	8	8	1	1	0	2	1	10
8/19	vs ATL	17:10	1-3	.333	1-2	.500	1-2	.500	0	3	3	0	0	0	0	1	4
8/22	@NYL	23:16	3-4	.750	1-2	.500	2-2	1.000	1	3	4	2	1	2	3	4	9
8/24	@WAS	20:30	4-9	.444	3-6	.500	4-4	1.000	0	4	4	0	1	1	2	2	15
8/26	@CON	20:00	6-11	.545	2-5	.400	4-4	1.000	1	0	1	0	0	2	2	5	18
8/28	@CON	25:56	4-8	.500	3-6	.500	1-2	.500	0	1	1	0	1	0	0	3	12
8/31	@IND	25:29	5-7	.714	3-4	.750	0-0	.000	0	1	1	1	0	0	0	3	13
9/2	@MIN	24:09	2-9	.222	1-5	.200	0-0	.000	0	3	3	1	0	1	1	1	5
9/9	vs CON	27:34	4-7	.571	2-3	.667	2-2	1.000	0	2	2	1	0	1	1	3	12
9/12	vs SEA	26:59	3-5	.600	1-3	.333	2-2	1.000	0	2	2	3	0	2	3	2	9
9/16	@ATL	27:30	4-7	.571	2-4	.500	0-1	.000	0	9	9	0	1	0	2	2	10
9/19	@DAL																
Total	—	787:34	93-219	.425	53-119	.420	28-36	.778	17	103	120	28	25	38	42	84	264



#13CHINEY OGWUMIKEFORWARD/CENTER6-33/21/92STANFORD5TH SEASON

2021 Regular Season Averages:

G-GS	PPG	RPG	APG	SPG	BPG	MPG	FG%	3FG%	FT%
7-3	7.0	4.1	1.1	0.9	0.4	19.1	40.8	75.0	75.0

	2021 Season Highs	Career Highs	Playoff Career Highs
PTS	12, vs DAL 5/14/21	30, vs SEA 6/15/18	10, @CON 9/19/19
REB	8, @ WAS 8/24/21	17, vs NY 6/29/14	5, @CON 9/19/19
AST	2, three times	4, vs NY 6/14/19	2, vs SEA 9/15/19
STL	1, four times	4, two times	2, vs PHX 9/23/19
BLK	1, two times	7, vs DAL 7/20/16	2, @CON 9/17/19
FGM	5, vs DAL 5/14/21	13, vs SEA 6/15/18	14 @CON 9/19/19
3FGM	2, vs DAL 5/14/21	2, vs DAL 5/14/21	—
FTM	3, @ LVA 5/21/21	8, two times	—
MINS	30:40, @ LVA 5/21/21	40, two times	19, vs PHO 8/23/18




GAME BY GAME STATS

Date	Opponent	MINS	FG-A	PCT	3PM-A	PCT	FTM-A	PCT	OFF	DEF	TOT	AST	STL	BLK	TO	PF	PTS
5/14	vs DAL	27:11	5-11	.455	2-3	.667	0-0	—	1	5	6	2	1	0	1	4	12
5/21	@ LVA	30:40	4-10	.400	0-0	—	3-5	.600	3	2	5	2	1	0	2	5	11
5/28	@CHI	24:00	1-8	.125	0-0	—	2-2	1.000	2	4	6	2	0	1	3	4	4
5/30	@CHI	DNP - KNEE	—	—	—	—	—	—	—	—	—	—	—	—	—	—	—
6/1	@DAL	DNP - KNEE	—	—	—	—	—	—	—	—	—	—	—	—	—	—	—
6/3	vs IND	DNP - KNEE	—	—	—	—	—	—	—	—	—	—	—	—	—	—	—
6/5	vs CHI	DNP - KNEE	—	—	—	—	—	—	—	—	—	—	—	—	—	—	—
6/10	@WAS	DNP - KNEE	—	—	—	—	—	—	—	—	—	—	—	—	—	—	—
6/12	@MIN	DNP - KNEE	—	—	—	—	—	—	—	—	—	—	—	—	—	—	—
6/16	vs PHO	DNP - KNEE	—	—	—	—	—	—	—	—	—	—	—	—	—	—	—
6/18	vs PHO	DNP - KNEE	—	—	—	—	—	—	—	—	—	—	—	—	—	—	—
6/20	vs NYL	DNP - KNEE	—	—	—	—	—	—	—	—	—	—	—	—	—	—	—
6/24	vs WAS	DNP - KNEE	—	—	—	—	—	—	—	—	—	—	—	—	—	—	—
6/26	@PHO	DNP - KNEE	—	—	—	—	—	—	—	—	—	—	—	—	—	—	—
6/30	vs LVA	DNP - KNEE	—	—	—	—	—	—	—	—	—	—	—	—	—	—	—
7/2	vs LVA	DNP - KNEE	—	—	—	—	—	—	—	—	—	—	—	—	—	—	—
7/4	vs SEA	DNP - KNEE	—	—	—	—	—	—	—	—	—	—	—	—	—	—	—
7/7	@SEA	DNP - KNEE	—	—	—	—	—	—	—	—	—	—	—	—	—	—	—
7/11	vs MIN	DNP - KNEE	—	—	—	—	—	—	—	—	—	—	—	—	—	—	—
8/15	vs IND	DNP - KNEE	—	—	—	—	—	—	—	—	—	—	—	—	—	—	—
8/17	vs ATL	DNP - KNEE	—	—	—	—	—	—	—	—	—	—	—	—	—	—	—
8/19	vs ATL	DNP - KNEE	—	—	—	—	—	—	—	—	—	—	—	—	—	—	—
8/22	@NYL	9:16	3-4	.750	0-0	—	0-0	—	1	1	2	0	1	1	0	3	6
8/24	@WAS	18:56	4-9	.444	0-0	—	1-1	1.000	4	4	8	0	1	0	0	2	9
8/26	@CON	18:44	2-5	.400	1-1	1.000	0-0	0.00	0	2	2	2	1	1	0	3	5
8/28	@CON	DNP-KNEE	—	—	—	—	—	—	—	—	—	—	—	—	—	—	—
8/31	@IND	DNP-REST	—	—	—	—	—	—	—	—	—	—	—	—	—	—	—
9/2	@MIN	DNP-KNEE	—	—	—	—	—	—	—	—	—	—	—	—	—	—	—
9/9	vs CON	5:48	1-2	.5000	0-0	-	0-0	-	0	0	0	1	1	0	0	2	2
9/12	vs SEA	DNP -KNEE	—	—	—	—	—	—	—	—	—	—	—	—	—	—	—
9/16	@ATL	DNP -KNEE	—	—	—	—	—	—	—	—	—	—	—	—	—	—	—
9/19	@DAL																
Total	—	134:03	20-49	.408	3-4	.750	6-8	.750	11	18	29	9	6	3	6	23	49

2021 Regular Season Averages:

G-GS	PPG	RPG	APG	SPG	BPG	MPG	FG%	3FG%	FT%
15-0	3.5	3.7	0.6	0.7	0.9	14.0	41.3	20.0	77.8

	2021 Season Highs	Career Highs	Playoff Career Highs
PTS	14, @ IND 8/31/21	14, @ IND 8/31/21	—
REB	8, vs LVA 7/2/21	8, vs LVA 7/2/21	—
AST	2, @ IND 8/31/21	4, vs CHI 8/31/20	—
STL	2, four times	2, four times	—
BLK	2, two times	2, two times	—
FGM	6, @ IND 8/31/21	6, @ IND 8/31/21	—
3FGM	—	1, four times	—
FTM	2, three times	2, eight times	—
MINS	23:07, vs MIN 7/11/21	20:55, vs LVA 7/2/21	—



GAME BY GAME STATS

Date	Opponent	MINS	FG-A	PGT	3PM-A	PGT	FTM-A	PGT	DEF	DEF	TQT	AST	STL	BLK	TO	PF	PTS
5/14	vs DAL	—	—	—	—	—	—	—	—	—	—	—	—	—	—	—	—
5/21	@ LVA	—	—	—	—	—	—	—	—	—	—	—	—	—	—	—	—
5/28	@CHI	—	—	—	—	—	—	—	—	—	—	—	—	—	—	—	—
5/30	@CHI	—	—	—	—	—	—	—	—	—	—	—	—	—	—	—	—
6/1	@DAL	—	—	—	—	—	—	—	—	—	—	—	—	—	—	—	—
6/3	vs IND	—	—	—	—	—	—	—	—	—	—	—	—	—	—	—	—
6/5	vs CHI	—	—	—	—	—	—	—	—	—	—	—	—	—	—	—	—
6/10	@WAS	—	—	—	—	—	—	—	—	—	—	—	—	—	—	—	—
6/12	@MIN	—	—	—	—	—	—	—	—	—	—	—	—	—	—	—	—
6/16	vs PHO	—	—	—	—	—	—	—	—	—	—	—	—	—	—	—	—
6/18	vs PHO	—	—	—	—	—	—	—	—	—	—	—	—	—	—	—	—
6/20	vs NYL	—	—	—	—	—	—	—	—	—	—	—	—	—	—	—	—
6/24	vs WAS	—	—	—	—	—	—	—	—	—	—	—	—	—	—	—	—
6/26	@PHO	—	—	—	—	—	—	—	—	—	—	—	—	—	—	—	—
6/30	vs LVA	18:47	1-3	.333	0-0	—	2-2	1.000	1	4	5	1	2	1	0	1	4
7/2	vs LVA	20:55	2-7	.286	0-1	.000	1-2	.500	0	4	4	1	0	1	0	5	5
7/4	vs SEA	14:19	1-2	.500	0-0	—	2-2	1.000	0	2	2	1	0	0	1	1	4
7/7	@SEA	11:16	1-3	.333	0-0	—	0-0	—	1	0	1	0	2	1	0	1	2
7/11	vs MIN	23:07	1-3	.333	0-1	.000	0-0	—	1	7	8	0	2	1	1	3	2
8/15	vs IND	13:23	0-4	.000	0-0	—	0-0	—	1	2	3	0	0	0	1	2	0
8/17	vs ATL	14:13	2-3	.667	0-0	—	0-0	—	2	4	6	1	1	2	2	2	4
8/19	vs ATL	6:03	1-1	1.000	0-0	—	0-2	.000	1	0	1	0	0	1	0	0	2
8/22	@NYL	DNP - CD	—	—	—	—	—	—	—	—	—	—	—	—	—	—	—
8/24	@WAS	10:00	0-2	.000	0-2	.000	0-0	—	1	2	3	1	0	2	0	0	0
8/26	@CON	DNP-CD	—	—	—	—	—	—	—	—	—	—	—	—	—	—	—
8/28	@CON	10:08	0-2	.000	0-0	—	2-2	1.00	1	3	4	0	1	1	1	1	2
8/31	@IND	15:41	6-7	.857	0-0	—	2-2	1.000	0	2	2	2	2	0	0	0	14
9/2	@MIN	17:29	2-3	.667	1-1	1.000	0-0	—	0	6	6	0	0	1	0	2	5
9/9	vs CON	14:07	2-3	.667	0-0	—	3-4	.750	1	2	3	0	0	0	1	0	7
9/12	vs SEA	16:25	0-2	.000	0-0	—	2-2	1.000	1	5	6	1	0	1	2	2	2
9/16	@ATL	4:07	0-1	.000	0-0	—	0-0	—	0	1	1	1	0	1	0	0	0
9/19	@DAL	—	—	—	—	—	—	—	—	—	—	—	—	—	—	—	—
Total	—	210:03	19-46	.413	1-5	.200	14-18	.778	11	44	55	9	10	13	9	20	53

#15	BRITTNEY SYKES	GUARD	5-9	2/7/94	SYRACUSE	5TH SEASON
-----	----------------	-------	-----	--------	----------	------------

2021 Regular Season Averages:

G-GS	PPG	RPG	APG	SPG	BPG	MPG	FG%	3FG%	FT%
31-19	9.5	4.5	2.2	1.8	0.5	29.2	40.7	23.7	77.2

	2021 Season Highs	Career Highs	Playoff Career Highs
PTS	19, vs SEA 7/4/21	33, vs PHO 9/3/17	17, @WAS 8/31/18
REB	10, vs SEA 7/4/21	13, vs PHO 7/25/17	6, vs WAS 8/28/18
AST	5, two times	7, vs IND 7/1/18	3, vs WAS 9/4/18
STL	7, vs NYL 6/20/21	7, vs NYL 6/20/21	2, two times
BLK	2, two times	3, three times	1, vs WAS 8/28/18
FGM	8, vs ATL 8/17/21	12, vs PHO 9/3/17	6, three times
3FGM	2, @ CHI 5/30/21	4, two times	3, two times
FTM	7, vs SEA 7/4/21	12, vs WAS 7/19/17	2, two times
MINS	40:20, vs ATL 8/17/21	40:20, vs ATL 8/17/21	28, @WAS 9/2/18



GAME BY GAME STATS

Date	Opponent	MINS	FG-A	PCI	3PM-A	PCI	FTM-A	PCI	QFF	DEE	TOI	AST	STL	BLK	IQ	PF	PTS
5/14	vs DAL	26:34	2-7	.286	0-4	.000	2-4	.500	0	2	2	3	2	1	1	0	6
5/21	@ LVA	22:33	1-7	.143	0-5	.000	0-0	—	0	2	2	2	0	0	0	1	2
5/28	@CHI	28:22	4-11	.364	1-3	.333	2-2	1.000	2	3	5	3	5	0	3	3	11
5/30	@CHI	25:59	2-6	.333	2-3	.667	0-0	—	2	1	3	2	1	2	2	4	6
6/1	@DAL	25:13	1-6	.167	0-2	.000	4-4	1.000	0	4	4	1	0	1	2	3	6
6/3	vs IND	26:17	4-9	.444	0-1	.000	0-0	—	1	5	6	2	3	0	1	2	8
6/5	vs CHI	20:20	0-3	.000	0-0	—	1-2	.500	0	4	4	2	0	0	0	3	1
6/10	@WAS	21:26	3-8	.375	0-1	.000	4-6	.667	1	2	3	1	0	1	0	1	10
6/12	@MIN	24:36	1-7	.143	0-0	—	0-0	—	2	4	6	4	3	0	0	2	2
6/16	vs PHO	23:24	6-10	.600	0-0	—	2-3	.667	5	4	9	1	1	1	2	2	14
6/18	vs PHO	22:04	5-8	.625	0-0	—	4-5	.800	1	4	5	0	1	0	0	4	14
6/20	vs NYL	30:30	5-10	.500	0-1	.000	0-1	.000	2	2	4	0	7	0	1	2	10
6/24	vs WAS	27:16	5-8	.625	0-0	—	4-4	1.000	0	3	3	2	1	2	1	3	14
6/26	@PHO	31:55	5-13	.385	0-1	.000	1-3	.333	1	5	6	4	3	1	1	3	11
6/30	vs LVA	25:14	5-13	.385	0-1	.000	1-1	1.000	3	3	6	1	1	0	0	0	11
7/2	vs LVA	38:18	2-7	.286	0-1	.000	2-2	1.000	0	1	1	3	0	0	2	2	6
7/4	vs SEA	36:50	6-13	.462	0-0	—	7-7	1.000	1	9	10	5	2	0	1	1	19
7/7	@SEA	20:20	4-7	.571	0-0	—	0-0	—	0	0	0	0	2	0	2	4	8
7/11	vs MIN	30:10	5-11	.455	0-1	.000	4-7	.571	1	0	1	0	0	0	1	2	14
8/15	vs IND	28:50	6-11	.545	1-2	.500	3-3	1.000	3	4	7	2	0	0	0	4	16
8/17	vs ATL	40:20	8-17	.471	0-3	.000	1-2	.500	2	2	4	5	2	0	2	3	17
8/19	vs ATL	33:15	3-5	.600	0-0	—	3-4	.750	2	6	8	1	2	0	2	1	9
8/22	@NYL	29:58	2-6	.333	0-0	—	3-4	.750	0	6	6	3	3	1	1	4	7
8/24	@WAS	25:25	4-8	.500	0-1	.000	0-0	—	0	4	4	3	2	2	1	1	8
8/26	@CON	34:12	4-7	.571	0-1	.000	3-3	1.00	0	7	7	3	2	0	2	1	11
8/28	@CON	31:18	2-12	.167	0-1	.00	0-0	-	1	3	4	2	5	1	2	5	4
8/31	@IND	33:06	2-8	.250	2-3	.667	0-2	.000	2	3	5	4	1	0	1	1	6
9/2	@MIN	37:46	1-4	.250	0-0	-	3-3	1.000	1	1	2	2	2	1	5	5	5
9/9	vs CON	29:35	3-10	.3000	0-1	-	0-0	-	1	0	1	3	2	1	2	2	6
9/12	vs SEA	37:17	6-11	.545	1-2	.500	2-2	1.000	2	8	10	2	1	0	0	2	15
9/16	@ATL	37:42	5-12	.417	2-4	.500	5-5	1.000	0	3	3	3	2	0	5	2	17
9/19	@DAL																
Total	—	906:06	112-275	.407	9-38	.237	63-79	.772	36	105	141	69	56	15	43	73	294

#17	ERICA WHEELER	GUARD	5-7	5/2/91	RUTGERS	6TH SEASON
-----	---------------	-------	-----	--------	---------	------------

2021 Regular Season Averages:

G-GS	PPG	RPG	APG	SPG	BPG	MPG	FG%	3FG%	FT%
31-31	13.3	3.0	4.7	1.3	0.3	30.0	41.1	36.0	81.5

	2021 Season Highs	Career Highs	Playoff Career Highs
PTS	22, two times	33, @NYL 8/8/17	10, vs PHO 9/21/16
REB	6, vs NYL 6/20/21	7, three times	3, vs PHO 9/21/16
AST	10, two times	10, two times	3, vs PHO 9/21/16
STL	3, three times	5, vs ATL 7/31/19	—
BLK	2, vs PHO 6/16/21	2, two times	—
FGM	9, two times	12, @NYL 8/8/17	3, vs PHO 9/21/16
3FGM	3, three times	7, @NYL 8/8/17	2, vs PHO 9/21/16
FTM	7, two times	9, vs PHO 6/7/17	2, vs PHO 9/21/16
MINS	37:40, @ NYL 8/22/21	42, vs PHO 6/7/17	25, vs PHO 9/21/16



### GAME BY GAME STATS

Date	Opponent	MINS	FG-A	PCI	3PM-A	PCI	FTM-A	PCI	QFF	DEF	TOI	AST	STL	BLK	IQ	PF	PTS
5/14	vs DAL	19:25	2-8	.250	0-3	.000	0-0	—	0	2	2	2	0	0	3	4	4
5/21	@ LVA	19:14	3-6	.500	0-1	.000	0-0	—	0	3	3	1	2	0	2	3	6
5/28	@CHI	25:44	3-5	.500	1-1	1.000	6-7	.857	0	0	0	6	3	0	2	0	13
5/30	@CHI	34:50	6-19	.316	0-1	.000	5-6	.833	0	0	0	7	3	0	5	4	17
6/1	@DAL	22:08	2-12	.167	1-5	.200	0-0	—	0	2	2	0	1	0	2	2	5
6/3	vs IND	24:10	5-9	.556	3-4	.750	1-1	1.000	0	1	1	5	2	0	2	3	14
6/5	vs CHI	34:25	7-13	.538	1-3	.333	7-7	1.000	1	4	5	5	0	0	3	2	22
6/10	@WAS	25:40	3-10	.300	2-4	.500	0-0	-	0	3	3	4	1	0	1	1	8
6/12	@MIN	21:48	3-9	.333	0-0	—	3-4	.750	1	1	2	2	0	0	1	0	9
6/16	vs PHO	30:41	8-17	.471	1-2	.500	1-1	1.000	2	3	5	10	0	2	1	4	18
6/18	vs PHO	29:25	5-14	.357	0-3	.000	7-9	.778	2	3	5	2	0	0	3	3	17
6/20	vs NYL	31:13	9-15	.600	0-1	.000	2-3	.667	1	5	6	10	3	0	4	3	20
6/24	vs WAS	27:54	3-12	.250	1-2	.500	2-2	1.000	0	4	4	3	1	0	2	2	9
6/26	@PHO	32:09	9-19	.474	0-4	.000	3-4	.750	0	3	3	4	2	1	1	5	21
6/30	vs LVA	29:38	5-13	.385	3-5	.600	0-0	—	0	1	1	3	1	0	3	0	13
7/2	vs LVA	34:12	6-14	.429	2-6	.333	1-2	.500	0	4	4	5	1	0	3	1	15
7/4	vs SEA	35:08	6-17	.353	1-3	.333	6-6	1.000	1	3	4	5	2	0	2	3	19
7/7	@SEA	32:56	8-13	.615	1-1	1.000	5-5	1.000	1	0	1	3	1	0	3	3	22
7/11	vs MIN	23:48	6-14	.429	0-1	.000	2-2	1.000	1	2	3	6	2	0	3	2	14
8/15	vs IND	32:55	4-7	.571	3-5	.600	1-2	.500	1	2	3	6	1	0	4	3	12
8/17	vs ATL	37:38	6-14	.429	2-2	1.000	2-2	1.000	0	5	5	5	1	1	3	1	16
8/19	vs ATL	32:26	3-12	.250	1-2	.500	0-0	—	2	2	4	3	1	0	3	5	7
8/22	@NYL	37:40	7-15	.467	1-4	.250	2-4	.500	0	4	4	5	1	1	2	4	17
8/24	@WAS	25:32	2-7	.286	1-3	.333	2-3	.667	1	2	3	2	2	1	2	3	7
8/26	@CON	33:55	5-13	.385	0-1	.000	3-3	1.000	1	5	6	9	2	0	2	5	13
8/28	@CON	36:25	5-11	.454	1-3	.333	4-5	.800	1	5	6	7	1	0	4	1	15
8/31	@IND	35:03	3-11	.273	1-4	.250	3-3	1.000	0	4	4	7	1	0	4	4	10
9/2	@MIN	36:04	5-15	.333	2-5	.400	4-6	.667	0	2	2	7	2	2	4	3	16
9/9	vs CON	30:46	5-8	.625	0-1	.000	0-0	-	0	1	1	3	3	0	5	3	10
9/12	vs SEA	32:11	7-12	.583	2-3	.667	1-1	1.000	0	2	2	4	1	0	4	3	17
9/16	@ATL	25:19	2-7	.286	0-2	.000	2-4	.500	0	0	0	4	0	0	0	5	6
9/19	@DAL																
Total	—	930:05	153-372	.411	31-85	.365	75-92	.815	16	78	94	145	41	8	83	85	412



2021 Regular Season Averages:

G-GS	PPG	RPG	APG	SPG	BPG	MPG	FG%	3FG%	FT%
19-19	9.4	1.4	2.9	0.7	0.0	27.6	41.4	33.7	84.2

	2021 Season Highs	Career Highs	Playoff Career Highs
PTS	22, vs IND 6/3/21	43, vs TUL 7/3/15	32, @NYL 9/10/17
REB	4, two times	9, @CON 8/6/13	6, vs PHO 9/23/13
AST	6, vs IND 8/15/21	11, vs IND 8/8/19	10, @CON 10/6/19
STL	3, vs PHO 6/18/21	4, three times	5, @CHI 10/4/16
BLK	—	2, four times	1, four times
FGM	8, vs IND 6/3/21	15, vs TUL 7/3/15	10, @NYL 9/10/17
3FGM	4, @DAL 6/1/21	7, three times	9, @NYL 9/10/17
FTM	3, two times	14, vs TUL 6/20/12	10, vs SAS 9/27/12
MINS	38:40, vs ATL 8/17/21	44, vs TUL 6/8/13	40, 8/31/18



GAME BY GAME STATS

Date	Opponent	MINS	FG-A	FT-A	3PM-A	PCI	FTM-A	PCI	OFF	DEF	TOI	AST	STL	BLK	TO	PF	PTS
5/14	vs DAL	24:11	4-6		2-4	.667	1-2	.500	0	0	0	2	1	0	3	1	11
5/21	@ LVA	18:14	3-6		1-3	.500	2-2	1.000	0	2	2	5	0	0	2	4	9
5/28	@CHI	22:00	1-1		0-0	1.000	3-3	1.000	0	1	1	1	0	0	1	1	5
5/30	@CHI	27:17	0-3		0-2	.000	0-0	—	0	1	1	5	1	0	1	1	0
6/1	@DAL	26:23	5-6		4-5	.833	0-0	—	0	0	0	2	1	0	2	4	14
6/3	vs IND	27:41	8-12		3-7	.667	3-3	1.000	0	2	2	0	0	0	2	2	22
6/5	vs CHI	29:12	2-8		1-2	.250	0-0	—	2	0	2	2	0	0	2	4	5
6/10	@WAS	24:01	1-4		1-3	.250	0-0	—	0	2	2	3	0	0	1	1	3
6/12	@MIN	33:06	5-18		2-6	.278	1-1	1.000	0	0	0	5	1	0	3	3	13
6/16	vs PHO	29:20	7-14		2-6	.500	1-1	1.000	2	0	2	0	0	0	0	3	17
6/18	vs PHO	28:35	3-10		0-2	.300	2-2	1.000	0	1	1	2	3	0	1	1	8
6/20	vs NYL	35:01	6-17		3-12	.353	0-0	—	2	2	4	2	1	0	3	3	15
6/24	vs WAS	23:57	2-4		1-2	.500	0-1	.000	0	1	1	3	1	0	4	0	5
6/26	@PHO	DNP - EYE	—	—	—	—	—	—	—	—	—	—	—	—	—	—	—
6/30	vs LVA	DNP - EYE	—	—	—	—	—	—	—	—	—	—	—	—	—	—	—
7/2	vs LVA	DNP - EYE	—	—	—	—	—	—	—	—	—	—	—	—	—	—	—
7/4	vs SEA	DNP - EYE	—	—	—	—	—	—	—	—	—	—	—	—	—	—	—
7/7	@SEA	DNP - EYE	—	—	—	—	—	—	—	—	—	—	—	—	—	—	—
7/11	vs MIN	DNP - EYE	—	—	—	—	—	—	—	—	—	—	—	—	—	—	—
8/15	vs IND	28:02	2-9		0-4	.222	0-0	—	0	0	0	6	1	0	0	3	4
8/17	vs ATL	38:40	4-15		1-8	.267	2-2	1.000	1	1	2	3	2	0	1	1	11
8/19	vs ATL	32:34	4-5		2-3	.800	0-0	—	0	4	4	5	0	0	3	3	10
8/22	@NYL	27:39	6-15		3-8	.400	1-2	.500	1	1	2	3	0	0	0	0	16
8/24	@WAS	22:50	3-7		1-5	.429	0-0	—	1	1	2	3	1	0	0	1	7
8/26	@CON	25:52	1-2		1-1	.500	0-0	—	0	0	0	2	1	0	3	0	3
8/28	@CON	DNP - Hand	—	—	—	—	—	—	—	—	—	—	—	—	—	—	—
8/31	@IND	DNP - Hand	—	—	—	—	—	—	—	—	—	—	—	—	—	—	—
9/2	@MIN	DNP - Hand	—	—	—	—	—	—	—	—	—	—	—	—	—	—	—
9/9	vs CON	DNP - Hand	—	—	—	—	—	—	—	—	—	—	—	—	—	—	—
9/12	vs SEA	DNP-Hand	—	—	—	—	—	—	—	—	—	—	—	—	—	—	—
-9/16	@ATL	DNP-Hand	—	—	—	—	—	—	—	—	—	—	—	—	—	—	—
9/19	@DAL																
Total	—	525:45	67-162		28-83	.414	16-19	.842	9	19	28	54	14	0	32	36	178

#22	ARELLA GUIRANTES	GUARD	5-11	10/15/97	RUTGERS	1ST SEASON
-----	------------------	-------	------	----------	---------	------------

2021 Regular Season Averages:

G-GS	PPG	RPG	APG	SPG	BPG	MPG	FG%	3FG%	FT%
24-2	3.2	1.3	0.6	0.3	0.2	11.6	26.9	20.0	80.8

	2021 Season Highs	Career Highs	Playoff Career Highs
PTS	8, two times	6, two times	—
REB	5, @ LVA 5/21/21	5, @ LVA 5/21/21	—
AST	3, @ ATL 9/16/21	3, @ ATL 9/16/21	—
STL	2, two times	2, two times	—
BLK	1, three times	1, three times	—
FGM	2, seven times	2, seven times	—
3FGM	2, @ WAS 6/10/21	2, @ WAS 6/10/21	—
FTM	4, @ WAS 8/24/21	4, @ WAS 8/24/21	—
MINS	21:19, @ LVA 5/21/21	21:19, @ LVA 5/21/21	—



GAME BY GAME STATS

Date	Opponent	MINS	FG-A	PCT	3PM-A	PCT	FTM-A	PCT	OFF	DEF	TOT	AST	STL	BLK	TO	PE	PTS
5/14	vs DAL	8:10	2-5	.400	0-2	.000	0-0	—	0	0	0	0	1	0	0	0	4
5/21	@ LVA	21:19	2-9	.222	0-3	.000	2-2	1.000	1	4	5	1	1	0	0	2	6
5/28	@CHI	14:26	2-7	.285	1-1	1.000	0-0	—	1	0	1	2	0	0	0	1	5
5/30	@CHI	5:17	1-2	.500	1-1	1.000	0-0	—	1	1	2	1	0	0	1	0	3
6/1	@DAL	DNP - CD	—	—	—	—	—	—	—	—	—	—	—	—	—	—	—
6/3	vs IND	19:51	2-6	.333	1-1	1.000	0-0	—	0	2	2	1	2	1	0	0	5
6/5	vs CHI	3:38	0-2	.000	0-0	—	0-0	—	0	1	1	0	0	0	2	1	0
6/10	@WAS	17:01	2-6	.333	2-3	.667	2-4	.500	0	0	0	0	1	1	0	0	8
6/12	@MIN	6:21	0-2	.000	0-0	—	0-0	—	1	1	2	0	0	0	1	1	0
6/16	vs PHO	5:30	0-1	.000	0-0	—	0-0	—	0	0	0	0	0	0	0	1	0
6/18	vs PHO	1:58	1-1	1.000	0-0	—	0-0	—	0	1	1	0	0	0	1	0	2
6/20	vs NYL	DNP - CD	—	—	—	—	—	—	—	—	—	—	—	—	—	—	—
6/24	vs WAS	DNP - CD	—	—	—	—	—	—	—	—	—	—	—	—	—	—	—
6/26	@PHO	8:44	1-4	.250	0-3	.000	2-2	1.000	0	0	0	1	0	0	0	1	4
6/30	vs LVA	16:33	1-8	.125	0-2	.000	0-0	—	0	3	3	0	2	0	1	3	2
7/2	vs LVA	3:48	0-0	—	0-0	—	0-0	—	0	0	0	1	0	0	0	0	0
7/4	vs SEA	DNP - CD	—	—	—	—	—	—	—	—	—	—	—	—	—	—	—
7/7	@SEA	20:33	2-5	.400	0-1	.000	2-2	1.000	1	1	2	2	0	0	0	2	6
7/11	vs MIN	9:50	1-4	.250	0-0	—	2-2	1.000	0	1	1	0	0	1	2	1	4
8/15	vs IND	2:27	0-0	—	0-0	—	0-0	—	0	1	1	0	0	0	0	0	0
8/17	vs ATL	DNP - CD	—	—	—	—	—	—	—	—	—	—	—	—	—	—	—
8/19	vs ATL	DNP - CD	—	—	—	—	—	—	—	—	—	—	—	—	—	—	—
8/22	@NYL	DNP - CD	—	—	—	—	—	—	—	—	—	—	—	—	—	—	—
8/24	@WAS	17:09	2-6	.333	0-2	.000	4-5	.800	0	2	2	0	0	0	0	2	8
8/26	@CON	18:04	2-5	.400	0-2	.000	2-2	1.00	0	2	2	0	0	1	1	3	6
8/28	@CON	16:12	1-4	.250	0-2	.000	0-2	.000	0	0	0	0	0	0	0	0	2
8/31	@IND	13:25	1-4	.250	0-0	-	0-0	-	0	1	1	2	0	0	1	0	2
9/2	@MIN	3:56	0-1	.000	0-0	-	2-2	1.000	0	0	0	0	0	0	0	0	2
9/9	vs CON	15:27	0-3	.000	0-0	-	0-0	-	0	2	2	1	0	0	1	0	0
9/12	vs SEA	9:53	0-1	.000	0-0	-	0-0	-	1	1	2	0	0	0	0	2	0
9/16	@ATL	20:18	2-7	.286	0-2	.000	3-3	1.000	0	2	2	3	1	0	1	3	7
9/19	@DAL																
Total	—	279:25	25-93	.269	5-25	.200	21-26	.808	6	26	32	15	8	4	12	23	76

#30	NNEKA OGWUMIKE	FORWARD	6-2	7/20/90	STANFORD	10TH SEASON
-----	----------------	---------	-----	---------	----------	-------------

2021 Regular Season Averages:

G-GS	PPG	RPG	APG	SPG	BPG	MPG	FG%	3FG%	FT%
17-17	14.3	6.3	2.6	1.4	0.2	31.4	53.4	28.0	80.0

	2021 Season Highs	Career Highs	Playoff Career Highs
PTS	21, @ CHI 5/30/21	38, vs ATL 6/30/16	27, vs CHI 9/28/16
REB	9, three times	20, @ IND 7/12/12	14, vs PHO 9/19/13
AST	9, vs ATL 8/17/21	9, vs ATL 8/17/21	6, vs CHI 9/28/16
STL	4, two times	6, two times	4, @ CHI 10/4/16
BLK	2, vs IND 8/15/21	5, vs ATL 6/30/16	3, @ CHI 10/4/16
FGM	9, @ LVA 5/21/21	13, two times	11, vs CHI 9/28/16
3FGM	2, @ NYL 8/22/21	5, vs WAS 7/7/19	2, vs MIN 10/14/16
FTM	7, @ CHI 5/30/21	14, vs WAS 9/3/15	7, two times
MINS	39:23, @ CHI 5/30/21	46:59, @ CHI 8/18/17	37:59, @ MIN I 9/18/15



GAME BY GAME STATS

Date	Opponent	MINS	FG-A	FG%	3PM-A	3PT%	FTM-A	FT%	ORE	DEFF	TOI	AST	STL	BLK	IQ	PF	PTS
5/14	vs DAL	26:20	8-14	.571	0-0	—	2-2	1.000	3	5	8	0	0	0	1	0	18
5/21	@ LVA	28:15	9-17	.529	1-2	.500	0-0	—	0	5	5	3	1	0	1	3	19
5/28	@CHI	28:54	6-11	.545	1-3	.333	1-2	.500	3	6	9	2	2	0	3	0	14
5/30	@CHI	39:23	7-11	.636	0-1	.000	7-9	.778	2	7	9	1	0	0	3	3	21
6/1	@DAL	25:01	4-5	.800	0-0	—	2-2	1.000	1	3	4	0	0	1	1	0	10
6/3	vs IND	DNP - KNEE	—	—	—	—	—	—	—	—	—	—	—	—	—	—	—
6/5	vs CHI	DNP - KNEE	—	—	—	—	—	—	—	—	—	—	—	—	—	—	—
6/10	@WAS	DNP - KNEE	—	—	—	—	—	—	—	—	—	—	—	—	—	—	—
6/12	@MIN	DNP - KNEE	—	—	—	—	—	—	—	—	—	—	—	—	—	—	—
6/16	vs PHO	DNP - KNEE	—	—	—	—	—	—	—	—	—	—	—	—	—	—	—
6/18	vs PHO	DNP - KNEE	—	—	—	—	—	—	—	—	—	—	—	—	—	—	—
6/20	vs NYL	DNP - KNEE	—	—	—	—	—	—	—	—	—	—	—	—	—	—	—
6/24	vs WAS	DNP - KNEE	—	—	—	—	—	—	—	—	—	—	—	—	—	—	—
6/26	@PHO	DNP - KNEE	—	—	—	—	—	—	—	—	—	—	—	—	—	—	—
6/30	vs LVA	DNP - KNEE	—	—	—	—	—	—	—	—	—	—	—	—	—	—	—
7/2	vs LVA	DNP - KNEE	—	—	—	—	—	—	—	—	—	—	—	—	—	—	—
7/4	vs SEA	DNP - KNEE	—	—	—	—	—	—	—	—	—	—	—	—	—	—	—
7/7	@SEA	DNP - KNEE	—	—	—	—	—	—	—	—	—	—	—	—	—	—	—
7/11	vs MIN	DNP - KNEE	—	—	—	—	—	—	—	—	—	—	—	—	—	—	—
8/15	vs IND	30:59	6-14	.429	0-1	.000	0-0	—	1	6	7	1	0	2	3	1	12
8/17	vs ATL	37:38	6-7	.857	0-0	—	1-2	.500	0	9	9	9	1	0	1	3	13
8/19	vs ATL	36:08	8-14	.571	1-3	.333	0-1	.000	2	5	7	4	3	0	6	0	17
8/22	@NYL	34:26	6-14	.429	2-6	.333	2-2	1.000	2	3	5	6	3	0	3	3	16
8/24	@WAS	25:56	3-11	.273	0-1	.000	0-0	—	1	5	6	1	1	0	2	1	6
8/26	@CON	30:59	6-9	.667	1-2	.500	0-0	—	1	1	2	4	1	0	4	4	13
8/28	@CON	23:40	3-4	.750	0-0	.000	1-1	1.000	0	1	1	1	0	0	0	4	7
8/31	@IND	31:19	7-12	.583	0-1	.000	3-3	1.000	1	0	1	5	1	0	1	3	17
9/2	@MIN	38:18	6-14	.429	1-4	.250	3-4	.750	0	10	10	1	4	0	0	1	16
9/9	vs CON	31:38	5-10	.500	0-1	.000	2-3	.667	3	4	7	3	2	0	3	4	12
9/12	vs SEA	31:07	6-13	.462	0-0	—	5-5	1.000	2	5	7	0	1	0	0	0	17
9/16	@ATL	33:09	6-11	.545	0-0	—	3-4	.750	3	7	10	3	4	0	4	2	15
9/19	@DAL																
Total	—	533:00	102-191	.534	7-25	.280	32-40	.800	25	82	107	44	24	3	36	32	243

2021 Regular Season Averages:

G-GS	PPG	RPG	APG	SPG	BPG	MPG	FG%	3FG%	FT%
2-0	0.0	0.5	1.0	1.0	0.5	10.0	0.0	0.0	0.0

	2021 Season Highs	Career Highs	Playoff Career Highs
PTS	—	—	—
REB	1, vs DAL 5/14/21	1, vs DAL 5/14/21	—
AST	2, vs DAL 5/14/21	2, vs DAL 5/14/21	—
STL	2, vs DAL 5/14/21	2, vs DAL 5/14/21	—
BLK	1, @ LVA 5/21/21	1, @ LVA 5/21/21	—
FGM	—	—	—
3FGM	—	—	—
FTM	—	—	—
MINS	17:22, vs DAL 5/14/21	17:22, vs DAL 5/14/21	—



GAME BY GAME STATS

Date	Opponent	MINS	FG-A	FG%	3PM-A	3PT%	FTM-A	FT%	QFF	DEF	TOI	AST	STL	BLK	TO	PF	PTS
5/14	vs DAL	17:22	0-4	.000	0-3	.000	0-0	—	0	1	1	2	2	0	1	1	0
5/21	@ LVA	2:36	0-1	.000	0-1	.000	0-2	.000	0	0	0	0	0	1	0	0	0
5/28	@CHI	DNP - KNEE	-	-	-	-	-	-	-	-	-	-	-	-	-	-	-
5/30	@CHI	DNP - KNEE	—	—	—	—	—	—	—	—	—	—	—	—	—	—	—
6/1	@DAL	DNP - KNEE	—	—	—	—	—	—	—	—	—	—	—	—	—	—	—
6/3	vs IND	DNP - KNEE	—	—	—	—	—	—	—	—	—	—	—	—	—	—	—
6/5	vs CHI	DNP - KNEE	—	—	—	—	—	—	—	—	—	—	—	—	—	—	—
6/10	@WAS	DNP - KNEE	—	—	—	—	—	—	—	—	—	—	—	—	—	—	—
6/12	@MIN	DNP - KNEE	—	—	—	—	—	—	—	—	—	—	—	—	—	—	—
6/16	vs PHO	DNP - KNEE	—	—	—	—	—	—	—	—	—	—	—	—	—	—	—
6/18	vs PHO	DNP - KNEE	—	—	—	—	—	—	—	—	—	—	—	—	—	—	—
6/20	vs NYL	DNP - KNEE	—	—	—	—	—	—	—	—	—	—	—	—	—	—	—
6/24	vs WAS	DNP - KNEE	—	—	—	—	—	—	—	—	—	—	—	—	—	—	—
6/26	@PHO	DNP - KNEE	—	—	—	—	—	—	—	—	—	—	—	—	—	—	—
6/30	vs LVA	DNP - KNEE	—	—	—	—	—	—	—	—	—	—	—	—	—	—	—
7/2	vs LVA	DNP - KNEE	—	—	—	—	—	—	—	—	—	—	—	—	—	—	—
7/4	vs SEA	DNP - KNEE	—	—	—	—	—	—	—	—	—	—	—	—	—	—	—
7/7	@SEA	DNP - KNEE	—	—	—	—	—	—	—	—	—	—	—	—	—	—	—
7/11	vs MIN	DNP - KNEE	—	—	—	—	—	—	—	—	—	—	—	—	—	—	—
8/15	vs IND	DNP - KNEE	—	—	—	—	—	—	—	—	—	—	—	—	—	—	—
8/17	vs ATL	DNP - KNEE	—	—	—	—	—	—	—	—	—	—	—	—	—	—	—
8/19	vs ATL	DNP - KNEE	—	—	—	—	—	—	—	—	—	—	—	—	—	—	—
8/22	@NYL	DNP - KNEE	—	—	—	—	—	—	—	—	—	—	—	—	—	—	—
8/24	@WAS	DNP - KNEE	—	—	—	—	—	—	—	—	—	—	—	—	—	—	—
8/26	@CON	DNP-KNEE	—	—	—	—	—	—	—	—	—	—	—	—	—	—	—
8/28	@CON	DNP - KNEE	—	—	—	—	—	—	—	—	—	—	—	—	—	—	—
8/31	@IND	DNP - KNEE	—	—	—	—	—	—	—	—	—	—	—	—	—	—	—
9/2	@MIN	DNP - KNEE	—	—	—	—	—	—	—	—	—	—	—	—	—	—	—
9/9	vs CON	DNP - KNEE	—	—	—	—	—	—	—	—	—	—	—	—	—	—	—
9/12	vs SEA	DNP - KNEE	—	—	—	—	—	—	—	—	—	—	—	—	—	—	—
9/16	@ATL	DNP-KNEE	-	-	-	-	-	-	-	-	-	-	-	-	-	-	-
9/19	@DAL																
Total	—	19:58	0-5	.000	0-4	.000	0-2	.000	0	1	1	2	2	1	1	1	0