

LOS ANGELES SPARKS 2021 GAME NOTES



Los Angeles Sparks (11-19) at Atlanta Dream (8-22)

September 16, 2021

Gateway Center Arena | 4 p.m. (PT)
Amazon Prime



REGULAR SEASON SCHEDULE

Date	Opponent	Time/Result	Record
5/14	DALLAS	L, 94-71	0-1
5/21	at Las Vegas	L, 97-69	0-2
5/28	at Chicago	W, 76-61	1-2
5/30	at Chicago	W, 82-79 OT	2-2
6/1	at Dallas	L, 79-69	2-3
6/3	INDIANA	W, 98-63	3-3
6/5	CHICAGO	W, 68-63	4-3
6/10	at Washington	L, 89-71	4-4
6/12	at Minnesota	L, 80-64	4-5
6/16	PHOENIX	W, 85-80	5-5
6/18	PHOENIX	L, 80-66	5-6
6/20	NEW YORK	L, 76-73	5-7
6/24	WASHINGTON	W, 89-82	6-7
6/27	at Phoenix	L, 88-79	6-8
6/30	LAS VEGAS	L, 99-75	6-9
7/2	LAS VEGAS	L, 66-58	6-10
7/4	SEATTLE	L, 84-74	6-11
7/7	at Seattle	L, 71-62	6-12
7/11	MINNESOTA	L, 86-61	6-13
8/15	INDIANA	W, 75-70	7-13
8/17	ATLANTA	W, 85-80 OT	8-13
8/19	ATLANTA	W, 66-64	9-13
8/22	at New York	W, 86-83	10-13
8/24	at Washington	L, 78-68	10-14
8/26	at Connecticut	L, 76-72	10-15
8/28	at Connecticut	L, 76-61	10-16
8/31	at Indiana	L, 74-72	10-17
9/2	at Minnesota	L, 66-57	10-18
9/9	CONNECTICUT	L, 75-57	10-19
9/12	SEATTLE	W, 81-53	11-19
9/16	at Atlanta	4:00 pm	—
9/19	at Dallas	2:00 pm	—

*all times listed are Pacific Standard Time

PLAYER UPDATES

NUM.	PLAYER	UPDATE
13	Chiney Ogumike	Out (right knee)
20	Kristi Toliver	Out (left hand)
40	Jasmine Walker	Out (right knee)

CONTACT INFORMATION

Eli Horowitz

Director, Public Relations and Communications
ehorowitz@la-sparks.com
(847) 644-9932



@LA_Sparks



@LASparks

Natalie Gilmore

Coordinator, Public Relations and Communications
ngilmore@la-sparks.com

LAST GAME STARTERS

G	17	ERICA WHEELER				5'7"	6TH SEASON								
GP/GS	30/30	PPG	13.5	RPG	3.1	APG	4.7	SPG	1.4	FG%	41.4	3FG%	36.9	MPG	30.2
G	15	BRITTNEY SYKES				5'9"	5TH SEASON								
GP/GS	30/18	PPG	9.2	RPG	4.6	APG	2.2	SPG	1.8	FG%	40.7	3FG%	20.6	MPG	28.9
F	12	NIA COFFEY				6'1"	5TH SEASON								
GP/GS	30/17	PPG	8.5	RPG	3.7	APG	0.9	SPG	0.8	FG%	42.0	3FG%	41.7	MPG	25.3
F	30	NNEKA OGWUMIKE				6'2"	10TH SEASON								
GP/GS	16/16	PPG	14.3	RPG	6.1	APG	2.6	SPG	1.3	FG%	53.3	3FG%	28.0	MPG	31.3
C	1	AMANDA ZAHUI B.				6'5"	7TH SEASON								
GP/GS	28/25	PPG	9.3	RPG	5.2	APG	1.0	SPG	0.7	FG%	42.0	3FG%	27.2	MPG	24.0

MATCHUP NOTES

The Los Angeles Sparks play the Atlanta Dream on the road for their second to last game of the 2021 regular season. The Sparks most recently defeated the defending WNBA Champion Seattle Storm at home 81-53, holding Seattle to a season-low 53 points. Four Sparks players scored in double-digits including: Nneka Ogumike (17), Erica Wheeler (17), Te'a Cooper (19), and Brittney Sykes (15). Los Angeles also shot 48% from the field and 92% from the free throw line on the night. The Dream most recently defeated the Fever 85-78. Tiffany Hayes scored 31 points with six rebounds and three assists. In the last two meetings, Los Angeles beat Atlanta by a combined seven points total, once in overtime. This is the final time the two teams play each other for the 2021 regular season.

Dream Probable Starters

F Tiffany Hayes
F Monique Billings
C Elizabeth Williams
G Aari McDonald
G Courtney Williams

Head Coach: Darius Taylor

MILESTONE WATCH

PLAYER	MILESTONE (CURRENT)
Nneka Ogumike	4600 points (4530)
	2200 rebounds (2111)
	600 assists (539)
	200 blocks (179)
	500 steals (424)
Kristi Toliver	4500 points (4369)
	800 rebounds (814)
	1300 assists (1259)
	400 steals (322)
Chiney Ogumike	1800 points (1696)
	1000 rebounds (925)
	150 blocks (115)

ASSOCIATED PRESS POWER POLL

Week 15	Total Points	High	Low
1 Connecticut	168	1	1
2 Las Vegas	154	2	2
3 Minnesota	136	3	4
4 Phoenix	125	3	5
5 Seattle	117	4	5
6 Chicago	96	6	7
7 Dallas	83	6	8
8 Washington	73	6	8
9 Los Angeles	52	9	10
10 New York	46	9	10
11 Atlanta	22	11	12
12 Indiana	20	11	12

COOPER HOOPERS

In the 2021 NBA Draft, **Te'a Cooper's** brother Sharife Cooper was drafted in the second round, No. 48 overall to the Atlanta Hawks out of Auburn University. Te'a Cooper was also named to SportsPro's Most Marketable Athletes List at No. 17, ahead of LeBron James and Serena Williams. Most recently, Te'a Cooper brought energy off the bench in the Sparks win over the Seattle Storm, scoring 19 points and sending defenders flying.

SPARKS DEFENSE AND #SLIMforDPOY

Brittney Sykes has emerged as a candidate for Defensive Player of the Year as a perimeter defender who has consistently limited opposing team's best guards and created havoc with steals, blocks and points off turnovers.

Sykes efforts have put her in the mix as Slim is first in the league in steals per game (1.8) and first in the league among players who have appeared in at least 20 games in opponent turnovers per game (13.6) when she is on the court.

Sykes most recently held Jewell Loyd to 5 points on 2-for-9 shooting, 3 assists and 3 rebounds in the Sparks win over Seattle.

The Sparks are third in the WNBA in defensive rating at 97.3. LA's opponents average 97.6 points per 100 possessions, good for third in the league. When Sykes is on the floor, however, LA's opponents average just 94.3 points per 100 possessions. If this were the Sparks total average with and without the Syracuse graduate on the floor, they would rank second in the league in this statistic. Additionally, while LA's opponents average 76.4 points per 40 minutes, they average just 74.6 points per 40 minutes when Sykes is in the game.

Sykes is the **only DPOY candidate who ranks 1st on her team in Net Defensive Impact Rating** in addition to leading her teams defense to a Top 3 mark in the league.

BUT FIRST, COFFEY

Since joining the Sparks, **Nia Coffey's** career has taken off on the court. As a sixth woman, who will often start in big games, the Northwestern Alumni is now averaging career-highs in points (8.5), rebounds (3.7), blocks (1.3), minutes per game (25.3), and 3-point shooting (41.7). Recently, the Sparks played six games competing roughly every other day while traveling to various cities across the east coast. Coffey put up big numbers for the shorthanded roster. She scored 71 points, while shooting 50% from the field and 56% from behind-the-arc.

*Stats as of September 15, 2021

2021 LOS ANGELES SPARKS ROSTER

NUM.	PLAYER	POS.	HT.	YRS OF EXP.	DOB	COLLEGE
1	Amanda Zahui B.	C	6'5"	6	09/8/93	Minnesota
2	Te'a Cooper	G	5'8"	1	04/16/97	Baylor
7	Maria Vadeeva	C	6'4"	2	07/16/98	Russia
12	Nia Coffey	F	6'1"	4	06/11/95	Northwestern
13	Chiney Ogwumike	F/C	6'3"	4	03/21/92	Stanford
14	Lauren Cox	F	6'4'	1	04/20/98	Baylor
15	Brittney Sykes	G	5'9"	4	02/07/94	Syracuse
17	Erica Wheeler	G	5'7"	5	05/2/91	Rutgers
20	Kristi Toliver	G	5'7"	11	01/27/87	Maryland
22	Arella Guirantes	G	5'11"	R	10/15/97	Rutgers
30	Nneka Ogwumike	F	6'2"	9	07/02/90	Stanford
40	Jasmine Walker	F	6'3"	R	02/03/98	Alabama

COACHING STAFF

Coaching Staff:


Head Coach Derek Fisher
 Assistant Coach Fred Williams
 Assistant Coach Latricia Trammell
 Assistant Coach Seimone Augustus

PRONOUNCIATION CHART

PLAYER/COACH

Te'a Cooper TAY-uh
 Nneka Ogwumike NECK-uh Oh-gwoo-muh-kay
 Chiney Ogwumike CHIN-ay Oh-gwoo-muh-kay
 Nia Coffey Knee-uh
 Amanda Zahui B. Zow-ee-bee
 Arella Guirantes uh-REL-uh gih-RAHN-tez
 Asst. Coach Seimone Augustus suh-MOAN
 Asst. Coach Latricia Trammell TRAM-uhl


2021 LA SPARKS ROSTER




Position: C
Height: 6'5"
DOB: 9/8/1993
College: Minnesota




Position: G
Height: 5'8"
DOB: 4/16/1997
College: Baylor




Position: C
Height: 6'4"
DOB: 7/16/1998
College: Russia



Position: F
Height: 6'1"
DOB: 6/11/1995
College: Northwestern




Position: F/C
Height: 6'3"
DOB: 3/21/1992
College: Stanford




Position: F
Height: 6'4"
DOB: 4/20/1998
College: Baylor



Position: G
Height: 5'9"
DOB: 2/7/1994
College: Syracuse




Position: G
Height: 5'7"
DOB: 5/2/1991
College: Rutgers




Position: G
Height: 5'7"
DOB: 1/27/1987
College: Maryland



Position: G
Height: 5'11"
DOB: 10/15/1997
College: Rutgers



Position: F
Height: 6'2"
DOB: 7/2/1990
College: Stanford



Position: F
Height: 6'3"
DOB: 2/3/1998
College: Alabama

COACHING STAFF



HEAD COACH



ASSISTANT COACH



ASSISTANT COACH



ASSISTANT COACH



**DIRECTOR OF
SPORTS MEDICINE/
HEAD ATHLETIC
TRAINER**



**PLAYER
DEVELOPMENT
COACH**

September 12 vs SEA - Game Story

The three-time WNBA Champion Los Angeles Sparks shined against the defending champion Seattle Storm in their final regular season game at Staples Center, winning 81-53. The Sparks played one of their most complete games of the season as four Sparks scored 15 or more points including: Te'a Cooper (19), Erica Wheeler (17), Nneka Ogumike (17), and Brittney Sykes (15).

Sykes had a double-double with 10 rebounds to go with her 15 points and held Jewell Loyd to a season-low five points. The Storm scored a season low 53 points, and shot just 22% from the field. Sparks forward Nia Coffey recorded two blocked shots, and the Sparks had six steals.

With the win, the Sparks avoided elimination from playoff contention.

The Sparks hosted HBCU Night and also honored 2021 Scripps National Spelling Bee Winner Zaila Avant-garde. General Manager/Head Coach Derek Fisher credited Avant-garde's presence and wisdom in helping the Sparks prepare.

"I just think it was a good reminder for our players that you don't have the right to go out and not just leave it all out there pretending to get another chance," Fisher said. "Her presence made a difference for our team which put what we do in perspective."

In the first quarter alone, the Sparks shot 60% from the field and clicked offensively. Ogumike led the way with eight points and two rebounds. With 2:19 to play, Sparks center Lauren Cox drove down the lane, drew the double team, and then dumped the ball down low to Ogumike for the easy layup. On the very next play, Cox missed a layup, and Ogumike was there for the offensive board and bucket. Just a tease of the Sparks' first quarter dominance as they led 24-13.

"Our defense has really been our anchor all season," Fisher said. "We've made it really difficult for teams to score."

The Sparks shot a blistering 55.6% from the 3-point line and out-rebounded the Storm 21-14 in the first half. Ogumike and Erica Wheeler led their first-half offense. In a viral moment, Wheeler placed 5-time Olympic Gold Medalist Sue Bird on skates as Wheeler crossed her up at the right elbow and attempted the 15-foot jumper. Then, Wheeler took Bird all the way down the lane, knocked down the layup through contact, and completed a 3-point play. The Sparks led 45-27 at the end of two quarters. Cooper (13) and Wheeler (10) combined for the Sparks 23 of the Sparks first-half points.

Different half, same dominance.

With six minutes to play in the third quarter, 6-foot-1 Coffey blocked 6-foot-3 Katie Lou Samuelson's layup attempt into the backcourt. Brittney Sykes grabbed the loose ball and drove coast-to-coast to draw the foul on her layup attempt. She knocked down both free throws. That was the first of two major Coffey blocks leading to points in the quarter. The Sparks entered the fourth quarter leading 66-40, their largest of the game. The Storm shot just 30% from the field at the end of three quarters and recorded 11 turnovers. The Sparks capitalized, 19 points off those turnovers. All being said, the Sparks asserted themselves in the second half.

"The game for us right now is composure and consistency," Ogumike said. "For us to be able to see that we're capable of having that type of game from start to finish, shows that there's a standard by which we have to operate."

Los Angeles shot 92% from the free throw line, after struggling to get the whistle to go their way over the last several games. Rather poetic, that the team continued working through offensive woes, a long road trip, and their playoff hopes on the line had one of their best performances of the season.

The Sparks wrap up the 2021 regular season on the road for their last two games. They will travel to play against the Atlanta Dream on Thursday, September 16 at 4:00 PM PT before taking on the Dallas Wings on Sunday, Sept. 19.

Los Angeles Highlights:

- Four players hit double-digits; Nneka Ogumike (17), Erica Wheeler (17), Te'a Cooper (19), Brittney Sykes (15)
- Te'a Cooper scored in double-figures, her 11th game in double-figures this season.
- Brittney Sykes had her second double-double of the season with 15 points and 10 rebounds.
- The Sparks shot 93% from the line and 48% from the field.
- The Sparks held the Storm to a season-low in points at 53.
- LA out-rebounded Seattle 37 to 28.



MOST RECENT GAME - BOX SCORE

WOMEN'S NATIONAL BASKETBALL ASSOCIATION

**OFFICIAL SCORER'S REPORT
FINAL BOX**

Sunday, September 12, 2021 STAPLES Center, Los Angeles, CA
Officials: #7 Billy Smith, #18 Kurt Walker, #44 Janetia Graham

Game Duration: 1:54
Attendance: 4181

VISITOR: Seattle Storm (20-11)

	POS	MIN	FG	FGA	3P	3PA	FT	FTA	OR	DR	TOT	A	PF	ST	TO	BS	+/-	PTS	
7 Stephanie Talbot	F	23:27	3	7	1	4	0	0	0	3	3	1	0	1	4	1	-21	7	
33 Katie Lou Samuelson	F	19:17	3	7	1	3	0	0	0	3	3	2	1	1	2	0	-11	7	
2 Mercedes Russell	C	22:46	1	3	0	0	4	4	0	5	5	2	4	1	2	0	-12	6	
24 Jewell Loyd	G	23:46	2	9	0	4	1	1	2	1	3	3	3	1	2	0	-14	5	
10 Sue Bird	G	25:48	1	7	1	6	0	0	0	1	1	0	0	0	2	0	-19	3	
13 Ezi Magbegor		24:00	2	8	0	0	2	2	1	5	6	1	4	1	2	1	-24	6	
8 Kennedy Burke		09:44	0	1	0	1	1	2	0	0	0	0	0	0	0	0	-15	1	
11 Epiphanny Prince		23:46	5	9	2	4	0	0	0	1	1	0	1	2	2	0	-13	12	
44 Karlie Samuelson		14:12	1	5	1	5	2	2	0	1	1	1	0	0	0	0	-9	5	
22 Cierra Burdick		13:14	0	0	0	0	1	2	2	3	5	1	3	0	1	2	-2	1	
			200:00	18	56	6	27	11	13	5	23	28	11	16	7	17	4	-28	53
				32.1%		22.2%		84.6%		TM REB: 2								TOT TO: 18 (25 PTS)	

HOME: LOS ANGELES SPARKS (11-19)

HOMELESS ANGELLOS OF ARIZONA (4-15)																			
	POS	MIN	FG	FGA	3P	3PA	FT	FTA	OR	DR	TOT	A	PF	ST	TO	BS	+/-	PTS	
12 Nia Coffey	F	26:59	3	5	1	3	2	2	0	2	2	3	2	0	3	2	20	9	
30 Nneka Ogumike	F	31:08	6	13	0	0	5	5	2	5	7	0	0	1	0	0	22	17	
1 Amanda Zahui B	C	24:46	1	5	0	1	0	0	2	4	6	1	2	1	2	0	16	2	
15 Brittney Sykes	G	37:17	6	11	1	2	2	2	2	8	10	2	2	1	0	0	23	15	
17 Erica Wheeler	G	32:11	7	12	2	3	1	1	0	2	2	4	3	1	4	0	24	17	
2 Te'a Cooper		21:53	7	13	2	4	3	4	0	2	2	2	5	2	1	0	13	19	
14 Lauren Cox		16:25	0	2	0	0	2	2	1	5	6	1	2	0	2	1	13	2	
22 Arella Guirantes		09:21	0	1	0	0	0	0	1	1	2	0	2	0	0	0	9	0	
			200:00	30	62	6	13	15	16	8	29	37	13	18	6	12	3	28	81
			48.4%		46.2%		93.8%		TM REB: 6			TOT TO: 13 (14 PTS)							

SCORE BY PERIOD	1	2	3	4	FINAL
Storm	13	14	13	13	53
SPARKS	24	21	21	15	81

Inactive: Storm - Canada (Injury/Illness - Right knee), Stewart (Injury/Illness - Left foot)

Inactive: Sparks - Ogumike (Injury/Illness - Right knee), Toliver (Injury/Illness - Left hand), Vadeeva (Not With Team - Overseas), Walker (Injury/Illness - Right knee)

Points in the Paint: Storm 18 (9/20), SPARKS 36 (18/33)

2nd Chance Points: Storm 3 (1/5), SPARKS 12 (6/8)

Fast Break Points: Storm 5 (2/4), SPARKS 11 (3/4)

Biggest Lead: Storm 2, SPARKS 30

Lead Changes: 1

Times Tied: 2

WOMEN'S NATIONAL BASKETBALL ASSOCIATION

OFFICIAL SCORER'S REPORT
FINAL BOX

Thursday, August 19, 2021 STAPLES Center, Los Angeles, CA
 Officials: #55 Eric Brewton, #53 Jeffrey Smith, #44 Janetta Graham

Game Duration: 1:58
 Attendance: 1885

VISITOR: Atlanta Dream (6-16)

	POS	MIN	FG	FGA	3P	3PA	FT	FTA	OR	DR	TOT	A	PF	ST	TO	BS	+/-	PTS
9 Crystal Bradford	F	22:20	3	7	1	4	0	1	0	5	5	2	3	1	2	2	-4	7
24 Candice Dupree	F	32:27	4	7	0	1	2	2	2	3	5	1	1	0	0	0	-8	10
1 Elizabeth Williams	C	23:02	3	5	0	0	0	0	1	3	4	1	2	0	1	2	-8	6
10 Courtney Williams	G	36:06	10	22	3	7	0	0	5	6	11	4	3	1	6	1	-2	23
0 Odyssey Sims	G	20:44	0	6	0	2	1	2	1	1	2	3	1	0	4	0	-10	1
25 Monique Billings		17:23	1	4	0	0	0	0	0	1	1	1	4	1	0	0	4	2
4 Aari McDonald		19:16	5	10	4	8	1	2	2	2	4	3	4	1	2	0	8	15
15 Tiffany Hayes		15:43	0	3	0	2	0	0	0	2	2	0	1	2	0	0	4	0
21 Tianna Hawkins		07:33	0	2	0	1	0	0	0	0	0	0	2	0	3	0	6	0
40 Shekinna Stricklen		05:26	0	0	0	0	0	0	0	0	0	0	0	1	0	0	0	0
		200:00	26	66	8	25	4	7	11	23	34	15	21	7	18	5	-2	64
			39.4%			32%	57.1%			TM REB: 8								TOT TO: 21 (16 PTS)

HOME: LOS ANGELES SPARKS (9-13)

	POS	MIN	FG	FGA	3P	3PA	FT	FTA	OR	DR	TOT	A	PF	ST	TO	BS	+/-	PTS
15 Brittney Sykes	F	33:15	3	5	0	0	3	4	2	6	8	1	1	2	2	0	-1	9
30 Nneka Ogumike	F	36:08	8	14	1	3	0	1	2	5	7	4	0	3	6	0	9	17
1 Amanda Zahui B	C	29:17	3	11	0	3	4	4	1	4	5	1	3	0	4	1	5	10
20 Kristi Toliver	G	32:35	4	5	2	3	0	0	0	4	4	5	3	0	3	0	10	10
17 Erica Wheeler	G	32:27	3	12	1	2	0	0	2	2	4	3	5	1	3	0	-4	7
2 Te'a Cooper		13:05	2	5	0	1	3	4	0	0	0	2	2	0	1	0	0	7
12 Nia Coffey		17:10	1	3	1	2	1	2	0	3	3	0	1	0	0	0	-3	4
14 Lauren Cox		06:03	1	1	0	0	0	2	1	0	1	0	0	0	0	1	-6	2
22 Arella Guirantes		DNP - Coach's decision																
44 Karlie Samuelson		DNP - Coach's decision																
		200:00	25	56	5	14	11	17	8	24	32	16	15	6	19	2	2	66
			44.6%			35.7%	64.7%			TM REB: 6								TOT TO: 19 (19 PTS)

SCORE BY PERIOD	1	2	3	4	FINAL
Dream	9	19	15	21	64
SPARKS	16	20	20	10	66

Inactive: Dream - Carter (Team Suspension), Parker (Personal)

Inactive: Sparks - Ogumike (Injury/Illness - Right Knee), Vadeeva (Not With Team - Overseas), Walker (Injury/Illness - Right Knee)

Points in the Paint: Dream 18 (9/22), SPARKS 34 (17/34)

2nd Chance Points: Dream 10 (5/11), SPARKS 14 (6/7)

Fast Break Points: Dream 6 (3/7), SPARKS 11 (4/7)

Biggest Lead: Dream 3, SPARKS 17

Lead Changes: 1

Times Tied: 4

2021 SUPERLATIVES

LOS ANGELES SPARKS HIGHS

Points, Game.....98 vs. IND 6/3
Points, First Half.....53 vs. PHO 6/16
Points, Second Half.....50 vs. IND 6/3
Points, 1Q.....27 vs. PHO 6/16
Points, 2Q.....32 vs. WAS 6/24
Points, 3Q.....28 vs. SEA 7/4, 28 vs. NYL 8/22
Points, 4Q.....27 vs. IND 6/3
Points, Overtime..... 11 vs. ATL 8/17

Field Goals Made.....37 vs. IND 6/3
Field Goals Att.....82 vs. LVA 6/30
Field Goal Percentage.....56.1% vs. IND 6/3
3FG Made.....14 vs. IND 6/3
3FG Att.....30 @ DAL 6/1
3FG Percentage.....58.8% vs. WAS 6/24
Free Throws Made.....19 @ WAS 6/10
Free Throws Att.....28 @ WAS 6/10
FT Percentage.....100% vs. SEA 7/4

Offensive Rebounds...14 vs. PHO 6/17
Defensive Rebounds....35 vs. ATL 8/17
Total Rebounds.....41 vs. ATL 8/17
Assists.....29 vs. ATL 8/17
Steals.....17 vs. NYL 6/20
Turnovers.....19 @ CHI 5/30, 19 vs. ATL 8/19
Blocked Shots.....10 @ DAL 6/1
Personal Fouls.....25 vs. PHO 6/18

OPPONENT HIGHS

Points, Game.....99 vs. LVA 6/30
Points, First Half.....56 vs. LVA 6/30, vs. WAS 8/24
Points, Second Half.....50 vs. DAL 5/14
Points, 1Q.....29 vs. MIN 7/11
Points, 2Q.....31 @ LVA 5/21
Points, 3Q.....27 vs. NYL 8/22
Points, 4Q.....28 vs. SEA 7/4
Points, Overtime..... 6 @ CHI 5/20, vs. ATL 8/17

Field Goals Made.....37 vs. LVA 6/30
Field Goals Att.....88 vs. ATL 8/17
Field Goal Percentage....55.9% vs. MIN 7/11
3FG Made.....16 vs. NYL 8/22
3FG Att.....35 vs. NYL 8/22
3FG Percentage.....78.3% vs. LVA 7/2
Free Throws Made.....27 @ LVA 5/21
Free Throws Att.....32 @ LVA 5/21
FT Percentage.....100% @ CHI 5/30

LOS ANGELES SPARKS LOWS

-Points, Game.....57 @ MIN 9/2, 57 vs. CON 9/9
-Points, First Half.....23 vs. WAS 8/24
-Points, Second Half..... 16 @ MIN 9/2
-Points, 1Q.....8 vs. CON 9/9
-Points, 2Q.....7 @ DAL 6/1
-Points, 3Q.....9 vs. CHI 6/5
-Points, 4Q.....4 @ MIN 9/2
-Points, Overtime..... 9 @ CHI 5/30

-Field Goals Made..... 19 @ MIN 9/2
-Field Goals Att..... 53 @ CON 8/28
-Field Goal Percentage.....31.1% @ MIN 9/2
-3FG Made.....2 vs. CON 9/9
-3FG Att..... 13 vs. SEA 9/12
-3FG Percentage..... 15.8% vs. CHI 6/5
-Free Throws Made.....4 vs. PHO 6/16
-Free Throws Att..... 6 vs. PHO 6/16
-FT Percentage..... 50.0% vs. NYL 6/20

-Offensive Rebounds.....0 vs. WAS 6/24
-Defensive Rebounds..... 14 vs. CON 9/9
-Total Rebounds..... 18 @ CON 8/28
-Assists..... 8 vs. SEA 7/7
-Steals..... 3 vs. IND 8/15
-Turnovers..... 5 vs. PHO 6/16
-Blocked Shots..... 2 vs. NYL 6/20, 2 vs. ATL 8/19
-Personal Fouls..... 13 vs. LVA 6/30

OPPONENT LOWS

-Points, Game.....53 vs. SEA 9/12
-Points, First Half....25 vs. IND 6/3, @ IND 8/31
-Points, Second Half.....22 vs. WAS 8/24
-Points, 1Q.....9 vs. ATL 8/19
-Points, 2Q.....11 vs. IND 6/3
-Points, 3Q.....8 @ MIN 6/12
-Points, 4Q.....7 vs. WAS 8/24
-Points, Overtime..... 6 @ CHI 5/20, vs. ATL 8/17

-Field Goals Made..... 12 @ CHI 5/30
-Field Goals Att..... 12 @ CHI 5/30
-Field Goal Percentage.....32.1% vs. SEA 9/12
-3FG Made..... 2 vs. LVA 7/2
-3FG Att.....11 vs. LVA 7/2
-3FG Percentage...22.2% vs. IND 8/15, vs. SEA 9/12
-Free Throws Made..... 4 vs. ATL 8/19
-Free Throws Att.....7 vs. ATL 8/19
-FT Percentage.....38.9% vs. ATL 8/17

2021 TEAM BOX SCORE

Date	Opponent	MINS	FG-A	PCT	3PM-A	PCT	FTM-A	PCT	OFF	DEF	TOT	AST	STL	BLK	TO	PF	PTS
5/14	vs DAL	40:00	28-78	.359	7-27	.259	8-14	.571	6	19	25	15	12	3	15	17	71
5/21	@ LVA	40:00	27-74	.365	5-17	.294	10-15	.667	5	23	28	18	8	1	11	24	69
5/28	@CHI	40:00	26-66	.394	9-19	.474	15-18	.833	9	21	30	17	13	3	20	18	76
5/30	@CHI	45:00	30-73	.411	8-18	.444	14-18	.778	8	25	33	20	11	8	20	19	82
6/1	@DAL	40:00	24-64	.375	10-30	.333	11-12	.917	4	20	24	11	5	10	12	19	69
6/3	vs IND	40:00	37-66	.561	14-28	.500	10-11	.909	2	25	27	14	9	4	8	18	98
6/5	vs CHI	40:00	25-68	.368	3-19	15.8	15-21	.714	9	29	38	13	4	6	11	20	68
6/10	@WAS	40:00	22-67	.328	8-23	.348	19-28	.679	9	22	31	13	6	4	11	19	71
6/12	@MIN	40:00	23-70	.329	8-23	.348	10-12	.833	9	18	27	15	9	5	13	18	64
6/16	vs PHO	40:00	36-80	.450	9-28	.321	4-6	.667	14	21	35	17	3	6	5	23	85
6/18	vs PHO	40:00	25-55	.455	5-16	.313	25-31	.806	4	29	33	13	8	3	12	19	80
6/20	vs NYL	40:00	31-68	.456	6-24	.250	5-10	.500	8	19	27	16	17	2	18	19	73
6/24	vs WAS	40:00	33-64	.516	10-17	.588	13-15	.867	0	22	22	16	8	6	12	18	89
6/26	@PHO	40:00	31-74	.419	6-20	.300	11-15	.733	5	26	31	14	7	3	9	24	79
6/30	vs LVA	40:00	28-82	.341	7-24	.292	12-17	.706	10	29	39	12	9	3	11	13	75
7/2	vs LVA	40:00	22-62	.355	6-21	.286	8-10	.800	5	28	33	12	5	6	13	20	58
7/4	vs SEA	40:00	25-65	.385	7-18	.389	17-17	1.000	7	23	30	18	5	5	12	18	74
7/7	@SEA	40:00	21-59	.356	4-19	.211	16-20	.800	7	21	28	8	11	5	17	19	62
7/11	vs MIN	40:00	22-60	.367	4-15	.267	13-17	.765	6	18	24	14	12	4	15	16	61
8/15	vs IND	40:00	29-66	.439	7-20	.350	10-14	.714	7	30	37	17	3	6	15	24	75
8/17	vs ATL	45:00	36-80	.450	5-22	.227	8-10	.800	6	35	41	29	9	5	15	18	85
8/19	vs ATL	40:00	25-56	.446	5-14	.357	11-17	.647	8	24	32	16	6	2	19	15	66
8/22	@NYL	40:00	32-68	.471	8-23	.348	14-19	.737	5	22	27	22	11	6	10	23	86
8/24	@WAS	40:00	25-70	.357	5-22	.227	13-15	.867	8	27	35	11	9	6	12	17	68
8/26	@CON	40:00	27-57	.474	5-16	.312	13-14	.929	3	20	23	20	7	4	15	24	72
8/28	@CON	40:00	20-53	.377	8-21	.381	13-18	.722	3	15	18	12	10	3	14	21	61
8/31	@IND	40:00	28-59	.475	6-17	.353	10-15	.667	3	17	20	21	7	1	11	17	72
9/2	@MIN	40:00	19-61	.311	6-19	.316	13-17	.765	3	26	29	12	9	6	12	16	57
9/9	vs CON	40:00	23-55	.418	2-10	.200	9-11	.818	5	14	19	13	10	4	17	22	57
9/12	vs SEA	40:00	30-62	.484	6-13	.462	15-16	93.8	8	29	37	13	6	3	12	18	81
9/16	@ATL																
9/19	@DAL																
Total	—	6050	808-1987	.407	198-601	.329	356-464	.767	187	691	878	459	249	132	392	582	2170

2021 TEAM AVERAGES


	G	MPG	PPG	RPG	APG	SPG	BPG	FG%	3FG%	FT%	TO	PF
Sparks	30	40.3	72.3	29.2	15.3	8.3	4.4	40.6	32.9	76.7	13.8	19.4
Opponent	30	40.3	77.1	38.8	16.7	7.1	4.1	41.8	34.1	82.6	18.5	18.3

#1	AMANDA ZAHUI B.	CENTER	6-5	9/8/93	MINNESOTA	7TH SEASON
----	-----------------	--------	-----	--------	-----------	------------

2021 Regular Season Averages:

G-GS	PPG	RPG	APG	SPG	BPG	MPG	FG%	3FG%	FT%
28-25	9.3	5.2	1.0	0.7	1.3	24.0	42.0	27.2	76.7

	2021 Season Highs	Career Highs	Playoff Career Highs
PTS	22, vs LVA 6/30/21	37, @ LAS 6/15/19	2, vs PHO 9/24/16
REB	12, vs LVA 7/2/21	21, @ LVA 8/29/20	2, two times
AST	4, vs ATL 8/17/21	5, two times	—
STL	2, @ CHI 5/28/21	4, vs. MIN 8/5/20	—
BLK	4, vs CHI 6/5/21	6, vs. LAS 6/4/19	1, @ PHO 9/17/15
FGM	9, vs LVA 6/30/21	13, @ LAS 6/15/19	1, vs PHO 9/24/16
3FGM	3, vs PHO 6/16/21	7, @ LAS 6/15/19	—
FTM	4, three times	6, two times	—
MINS	36:20, @ MIN 6/12/21	36:20, @ MIN 6/12/21	6, vs PHO 9/24/16



GAME BY GAME STATS

Date	Opponent	MINS	FG-A	PCI	3PM-A	PCI	FTM-A	PCI	QFF	DEF	TOI	AST	STL	BLK	TO	PF	PTS
5/14	vs DAL	DNP - Back	—	—	—	—	—	—	—	—	—	—	—	—	—	—	—
5/21	@ LVA	DNP - Back	—	—	—	—	—	—	—	—	—	—	—	—	—	—	—
5/28	@CHI	16:24	3-5	.600	2-3	.667	0-0	—	0	2	2	0	2	1	4	3	8
5/30	@CHI	34:59	7-8	.875	2-3	.667	1-1	1.000	0	8	8	0	1	3	3	3	17
6/1	@DAL	21:28	4-9	.444	2-6	.333	0-0	—	1	2	3	2	1	1	3	2	10
6/3	vs IND	24:16	3-9	.333	1-7	.143	0-0	—	0	7	7	2	0	1	1	2	7
6/5	vs CHI	30:53	6-14	.429	0-5	.000	1-2	.500	2	8	10	2	1	4	1	4	13
6/10	@WAS	15:52	3-6	.500	1-2	.500	2-2	1.000	0	4	4	0	0	1	3	3	9
6/12	@MIN	36:20	5-14	.357	2-8	.250	3-4	.750	2	6	8	0	1	1	0	5	15
6/16	vs PHO	34:35	6-19	.316	3-11	.273	0-0	—	0	7	7	0	0	2	0	4	15
6/18	vs PHO	18:59	2-6	.333	1-4	.250	0-0	—	0	6	6	1	1	0	1	6	5
6/20	vs NYL	11:24	2-4	.500	0-1	.000	0-0	—	0	2	2	0	1	0	2	3	4
6/24	vs WAS	34:23	6-13	.462	3-6	.500	2-2	1.000	0	5	5	1	1	3	1	3	17
6/26	@PHO	33:07	4-10	.400	2-4	.500	0-0	—	0	4	4	1	0	0	2	1	10
6/30	vs LVA	29:30	9-20	.450	2-6	.333	2-2	1.000	4	5	9	2	1	2	3	3	22
7/2	vs LVA	30:47	6-16	.375	2-6	.333	0-0	—	4	8	12	0	0	1	1	5	14
7/4	vs SEA	21:08	4-5	.800	0-0	—	0-0	—	1	3	4	3	1	3	2	5	8
7/7	@SEA	29:53	2-6	.333	1-4	.250	4-4	1.000	2	7	9	1	1	2	4	1	9
7/11	vs MIN	20:11	3-7	.429	1-3	.333	3-4	.750	0	1	1	3	1	0	2	3	10
8/15	vs IND	22:50	4-8	.500	1-3	.333	4-6	.667	1	8	9	1	0	3	3	5	13
8/17	vs ATL	24:18	7-13	.538	0-3	.000	0-0	—	1	6	7	4	0	2	2	4	14
8/19	vs ATL	29:17	3-11	.273	0-3	.000	4-4	1.000	1	4	5	1	0	1	4	3	10
8/22	@NYL	20:03	3-6	.500	0-2	.000	2-2	1.000	0	3	3	2	0	1	1	2	8
8/24	@WAS	14:38	2-4	.500	0-1	.000	0-0	—	0	3	3	0	0	0	2	3	4
8/26	@CON	10:16	0-2	.000	0-2	.000	1-2	.500	0	2	2	0	0	0	1	3	1
8/28	@CON	22:36	2-5	.400	2-4	.500	0-0	-	0	1	1	1	2	1	3	4	6
8/31	@IND	24:19	0-3	.000	0-2	.000	1-4	.250	0	2	2	0	1	1	0	5	1
9/2	@MIN	17:42	1-4	.250	0-1	.000	1-2	.500	1	3	4	0	0	0	1	3	3
9/9	vs CON	16:01	2-5	.400	0-2	.000	2-2	1.00	0	2	2	1	1	1	2	4	6
9/12	vs SEA	24:45	1-5	.200	0-1	.000	0-0	-	2	4	6	1	1	0	2	2	2
9/16	@ATL																
9/19	@DAL																
Total	—	671:52	100-237	.422	28-103	.272	33-43	.767	22	123	145	28	18	35	54	94	261

#2	TE'A COOPER	GUARD	5-8	4/16/97	BAYLOR	2ND SEASON
----	-------------	-------	-----	---------	--------	------------

2021 Regular Season Averages:

G-GS	PPG	RPG	APG	SPG	BPG	MPG	FG%	3FG%	FT%
29-11	8.4	1.8	1.2	0.9	0.2	21.0	35.9	31.8	77.8

	2021 Season Highs	Career Highs	Playoff Career Highs
PTS	26, vs WASH 6/24/21	26, vs WASH 6/24/21	3, vs CON 9/17/20
REB	6, vs LVA 6/30/21	6, @CON 8/28/20	—
AST	4, two times	4, two times	2, vs CON 9/17/20
STL	2, five times	2, five times	1, vs CON 9/17/20
BLK	2, @ MIN 6/12/21	2, @ MIN 6/12/21	—
FGM	10, vs WASH 6/24/21	10, vs WASH 6/24/21	1, vs CON 9/17/20
3FGM	2, four times	3, @NYL 9/8/20	1, vs CON 9/17/20
FTM	6, vs LVA 6/30/21	6, vs LVA 6/30/21	—
MINS	33:57, vs LVA 7/2/21	33:57, vs LVA 7/2/21	20, vs CON 9/17/20



GAME BY GAME STATS


Date	Opponent	MINS	FG-A	PCT	3PM-A	PCT	FTM-A	PCI	QFF	DEF	TOT	AST	STL	BLK	TO	PF	PTS
5/14	vs DAL	17:30	1-10	.100	1-3	.333	1-2	.500	0	2	2	1	2	0	1	2	4
5/21	@ LVA	21:13	2-5	.400	2-3	.667	2-2	1.000	0	1	1	1	1	0	2	3	8
5/28	@CHI	13:40	2-9	.222	0-3	.000	1-2	.500	0	0	0	0	0	0	1	4	5
5/30	@CHI	10:10	0-6	.000	0-0	—	0-0	—	0	3	3	1	1	0	3	0	0
6/1	@DAL	32:50	4-12	.333	0-3	.000	4-4	1.000	0	3	3	4	1	0	0	3	12
6/3	vs IND	17:09	5-8	.625	1-2	.500	4-5	.800	0	1	1	0	0	0	1	3	15
6/5	vs CHI	32:25	4-9	.444	1-4	.250	4-6	.667	0	2	2	0	0	0	2	3	13
6/10	@WAS	21:33	3-14	.214	0-2	.000	5-6	.833	1	2	3	2	2	1	2	2	11
6/12	@MIN	31:24	6-10	.600	2-3	.667	3-3	1.000	0	1	1	2	2	2	4	2	17
6/16	vs PHO	—	—	—	—	—	—	—	—	—	—	—	—	—	—	—	—
6/18	vs PHO	13:42	0-3	.000	0-1	.000	0-0	—	0	2	2	1	1	0	1	1	0
6/20	vs NYL	14:56	1-3	.333	0-0	—	1-2	.500	0	1	1	1	0	0	1	1	3
6/24	vs WAS	26:55	10-15	.667	1-1	.100	5-6	.833	0	3	3	4	2	0	0	2	26
6/26	@PHO	31:01	8-14	.571	2-4	.500	2-2	1.000	0	1	1	2	1	0	3	3	20
6/30	vs LVA	24:38	4-14	.286	1-3	.333	6-10	.600	2	4	6	3	0	0	2	2	15
7/2	vs LVA	33:57	5-11	.455	2-5	.400	0-0	—	0	4	4	1	2	0	3	3	12
7/4	vs SEA	16:54	1-5	.200	1-2	.500	0-0	—	0	1	1	1	0	0	3	0	3
7/7	@SEA	16:24	0-4	.000	0-1	.000	2-2	1.000	0	2	2	1	1	1	2	2	2
7/11	vs MIN	16:12	0-5	.000	0-1	.000	0-0	—	0	1	1	1	1	0	2	1	0
8/15	vs IND	15:29	4-5	.800	1-1	1.000	0-0	—	0	3	3	1	1	0	2	2	9
8/17	vs ATL	13:20	0-5	.000	0-3	.000	0-0	—	0	0	0	1	1	0	1	3	0
8/19	vs ATL	13:05	2-5	.400	0-1	.000	3-4	.750	0	0	0	2	0	0	1	2	7
8/22	@NYL	17:39	2-4	.500	1-1	1.000	2-3	.667	0	1	1	1	2	0	0	3	7
8/24	@WAS	19:03	1-7	.143	0-1	.000	2-2	1.000	0	0	0	1	1	0	2	2	4
8/26	@CON	7:57	1-3	.333	0-1	.000	0-0	.00	0	1	1	0	0	0	0	0	2
8/28	@CON	33:45	3-7	.429	2-5	.400	5-6	.833	0	1	1	1	0	0	4	3	13
8/31	@IND	21:37	4-7	.571	0-3	.000	1-1	1.00	0	4	4	0	1	0	4	1	9
9/2	@MIN	24:34	2-11	.182	1-3	.333	0-0	-	1	1	2	1	1	1	1	1	5
9/9	vs CON	29:00	1-7	.143	0-2	0.00	0-0	-	0	1	1	0	1	1	2	4	2
9/12	vs SEA	21:52	7-13	.538	2-4	.500	3-4	.750	0	2	2	2	2	0	1	5	19
9/16	@ATL																
9/19	@DAL																
Total	—	610:01	83-231	.359	21-66	.318	56-72	.778	4	48	52	36	27	6	51	63	243

#7	MARIA VADEEVA	CENTER	6-4	7/16/98	RUSSIA	3RD SEASON
----	---------------	--------	-----	---------	--------	------------

2019 Regular Season Averages:

G-GS	PPG	RPG	APG	SPG	BPG	MPG	FG%	3FG%	FT%
15-1	7.8	3.9	0.7	1.0	0.2	12.0	.490	.313	.769

	2019 Season Highs	Career Highs	Playoff Career Highs
PTS	24, @ LVA 5/26/19	24, @ LVA 5/26/19	2, two times
REB	8, two times	8, two times	4, vs CON 9/22/19
AST	3, two times	3, two times	2, vs SEA 9/15/19
STL	3, vs MIN 8/20/19	3, vs MIN 8/20/19	—
BLK	3, @ LVA 5/26/19	3, two times	1, three times
FGM	11, @ LVA 5/26/19	11, @ LVA 5/26/19	1, two times
3FGM	2, @ LVA 5/26/19	2, two times	—
FTM	4, vs SEA 8/4/19	4, vs SEA 8/4/19	—
MINs	24:12, @ LVA 5/26/19	24:12, @ LVA 5/26/19	13:30 vs CON 9/22/19



GAME BY GAME STATS

[illegible]

#12NIA COFFEYFORWARD6-16/11/95NORTHWESTERN5TH SEASON

2021 Regular Season Averages:

G-GS	PPG	RPG	APG	SPG	BPG	MPG	FG%	3FG%	FT%
30-17	8.5	3.7	0.9	0.8	1.3	25.3	42.0	41.7	80.0

	2021 Season Highs	Career Highs	Playoff Career Highs
PTS	18, @ CT 8/26/21	23, vs SEA 5/27/18	—
REB	9, vs CHI 6/5/21	12, vs PHO 6/17/18	—
AST	3, vs CHI 6/5/21	6, @ CHI 6/3/18	—
STL	4, @ CHI 5/30/21	4, @ CHI 5/30/21	—
BLK	6, @ DAL 6/1/21	6, @ DAL 6/1/21	—
FGM	6, two times	8, vs SEA 5/27/18	—
3FGM	3, seven times	3, seven times	—
FTM	4, three times	7, two times	—
MINS	32:58, vs CHI 6/5/21	32:58, vs CHI 6/5/21	—



GAME BY GAME STATS

Date	Opponent	MINS	FG-A	PCT	3PM-A	PCT	FTM-A	PCT	OFF	DEF	TOT	AST	STL	BLK	TQ	PF	PTS
5/14	vs DAL	19:41	4-8	.500	2-4	.500	0-2	.000	2	2	4	1	1	2	4	2	10
5/21	@ LVA	20:43	3-7	.429	1-2	.500	1-2	.500	0	3	3	0	1	0	0	1	8
5/28	@CHI	16:59	3-5	.600	3-4	.750	0-0	—	1	4	5	1	1	1	0	1	9
5/30	@CHI	31:04	6-12	.500	3-5	.600	0-0	—	1	3	4	1	4	2	1	2	15
6/1	@DAL	28:28	3-8	.375	2-5	.400	0-0	—	1	5	6	1	1	6	1	4	8
6/3	vs IND	30:36	4-4	1.000	3-3	1.000	4-5	.800	0	1	1	1	0	2	0	4	13
6/5	vs CHI	32:25	4-11	.364	0-3	.000	2-2	1.000	1	8	9	3	3	2	0	2	10
6/10	@ WAS	20:12	1-8	.125	0-3	.000	3-4	.750	2	2	4	0	0	0	0	2	5
6/12	@ MIN	24:52	3-6	.500	2-4	.500	0-0	—	1	3	4	1	0	2	3	4	8
6/16	vs PHO	24:54	2-5	.400	0-3	.000	0-0	—	0	1	1	0	1	0	0	4	4
6/18	vs PHO	29:15	2-4	.500	1-1	1.000	0-0	—	1	2	3	1	1	0	2	3	5
6/20	vs NYL	32:12	6-13	.462	3-8	.375	0-0	—	0	3	3	1	0	2	4	2	15
6/24	vs WAS	31:19	1-4	.250	1-3	.333	0-0	—	0	1	1	1	1	1	2	2	3
6/26	@ PHO	28:43	2-6	.333	2-4	.500	0-0	—	1	6	7	1	1	0	1	4	6
6/30	vs LVA	26:26	0-4	.000	0-3	.000	0-0	—	0	7	7	1	0	0	0	3	0
7/2	vs LVA	28:18	0-3	.000	0-1	.000	0-0	—	1	6	7	0	2	4	4	3	0
7/4	vs SEA	27:34	4-12	.333	3-6	.500	0-0	—	0	2	2	2	0	1	1	5	11
7/7	@ SEA	30:39	2-11	.182	1-7	1.43	0-0	—	2	5	7	1	2	1	2	5	5
7/11	vs MIN	24:49	1-6	.167	1-4	.250	0-0	—	1	0	1	2	1	2	1	2	6
8/15	vs IND	18:36	3-6	.500	1-3	.333	2-3	.667	0	3	3	0	0	1	0	2	9
8/17	vs ATL	18:52	3-6	.500	2-3	.667	2-2	1.000	0	8	8	1	1	0	2	1	10
8/19	vs ATL	17:10	1-3	.333	1-2	.500	1-2	.500	0	3	3	0	0	0	0	1	4
8/22	@ NYL	23:16	3-4	.750	1-2	.500	2-2	1.000	1	3	4	2	1	2	3	4	9
8/24	@ WAS	20:30	4-9	.444	3-6	.500	4-4	1.000	0	4	4	0	1	1	2	2	15
8/26	@ CON	20:00	6-11	.545	2-5	.400	4-4	1.000	1	0	1	0	0	2	2	5	18
8/28	@ CON	25:56	4-8	.500	3-6	.500	1-2	.500	0	1	1	0	1	0	0	3	12
8/31	@ IND	25:29	5-7	.714	3-4	.750	0-0	.000	0	1	1	1	0	0	0	3	13
9/2	@ MIN	24:09	2-9	.222	1-5	.200	0-0	.000	0	3	3	1	0	1	1	1	5
9/9	vs CON	27:34	4-7	.571	2-3	.667	2-2	1.000	0	2	2	1	0	1	1	3	12
9/12	vs SEA	26:59	3-5	.600	1-3	.333	2-2	1.000	0	2	2	3	0	2	3	2	9
9/16	@ ATL																
9/19	@ DAL																
Total	—	759:34	89-212	.420	48-115	.417	28-35	.800	17	94	111	28	24	38	40	82	254

#13CHINEY OGWUMIKEFORWARD/CENTER6-33/21/92STANFORD5TH SEASON

2021 Regular Season Averages:

G-GS	PPG	RPG	APG	SPG	BPG	MPG	FG%	3FG%	FT%
7-3	7.0	4.1	1.1	0.9	0.4	19.1	40.8	75.0	75.0

	2021 Season Highs	Career Highs	Playoff Career Highs
PTS	12, vs DAL 5/14/21	30, vs SEA 6/15/18	10, @CON 9/19/19
REB	8, @ WAS 8/24/21	17, vs NY 6/29/14	5, @CON 9/19/19
AST	2, three times	4, vs NY 6/14/19	2, vs SEA 9/15/19
STL	1, four times	4, two times	2, vs PHX 9/23/19
BLK	1, two times	7, vs DAL 7/20/16	2, @CON 9/17/19
FGM	5, vs DAL 5/14/21	13, vs SEA 6/15/18	14 @CON 9/19/19
3FGM	2, vs DAL 5/14/21	2, vs DAL 5/14/21	—
FTM	3, @ LVA 5/21/21	8, two times	—
MINS	30:40, @ LVA 5/21/21	40, two times	19, vs PHO 8/23/18




GAME BY GAME STATS

Date	Opponent	MINS	FG-A	PCT	3PM-A	PCT	FTM-A	PCT	OFF	DEF	TOT	AST	STL	BLK	TO	PF	PTS
5/14	vs DAL	27:11	5-11	.455	2-3	.667	0-0	—	1	5	6	2	1	0	1	4	12
5/21	@ LVA	30:40	4-10	.400	0-0	—	3-5	.600	3	2	5	2	1	0	2	5	11
5/28	@CHI	24:00	1-8	.125	0-0	—	2-2	1.000	2	4	6	2	0	1	3	4	4
5/30	@CHI	DNP - KNEE	—	—	—	—	—	—	—	—	—	—	—	—	—	—	—
6/1	@DAL	DNP - KNEE	—	—	—	—	—	—	—	—	—	—	—	—	—	—	—
6/3	vs IND	DNP - KNEE	—	—	—	—	—	—	—	—	—	—	—	—	—	—	—
6/5	vs CHI	DNP - KNEE	—	—	—	—	—	—	—	—	—	—	—	—	—	—	—
6/10	@WAS	DNP - KNEE	—	—	—	—	—	—	—	—	—	—	—	—	—	—	—
6/12	@MIN	DNP - KNEE	—	—	—	—	—	—	—	—	—	—	—	—	—	—	—
6/16	vs PHO	DNP - KNEE	—	—	—	—	—	—	—	—	—	—	—	—	—	—	—
6/18	vs PHO	DNP - KNEE	—	—	—	—	—	—	—	—	—	—	—	—	—	—	—
6/20	vs NYL	DNP - KNEE	—	—	—	—	—	—	—	—	—	—	—	—	—	—	—
6/24	vs WAS	DNP - KNEE	—	—	—	—	—	—	—	—	—	—	—	—	—	—	—
6/26	@PHO	DNP - KNEE	—	—	—	—	—	—	—	—	—	—	—	—	—	—	—
6/30	vs LVA	DNP - KNEE	—	—	—	—	—	—	—	—	—	—	—	—	—	—	—
7/2	vs LVA	DNP - KNEE	—	—	—	—	—	—	—	—	—	—	—	—	—	—	—
7/4	vs SEA	DNP - KNEE	—	—	—	—	—	—	—	—	—	—	—	—	—	—	—
7/7	@SEA	DNP - KNEE	—	—	—	—	—	—	—	—	—	—	—	—	—	—	—
7/11	vs MIN	DNP - KNEE	—	—	—	—	—	—	—	—	—	—	—	—	—	—	—
8/15	vs IND	DNP - KNEE	—	—	—	—	—	—	—	—	—	—	—	—	—	—	—
8/17	vs ATL	DNP - KNEE	—	—	—	—	—	—	—	—	—	—	—	—	—	—	—
8/19	vs ATL	DNP - KNEE	—	—	—	—	—	—	—	—	—	—	—	—	—	—	—
8/22	@NYL	9:16	3-4	.750	0-0	—	0-0	—	1	1	2	0	1	1	0	3	6
8/24	@WAS	18:56	4-9	.444	0-0	—	1-1	1.000	4	4	8	0	1	0	0	2	9
8/26	@CON	18:44	2-5	.400	1-1	1.000	0-0	0.00	0	2	2	2	1	1	0	3	5
8/28	@CON	DNP-KNEE	—	—	—	—	—	—	—	—	—	—	—	—	—	—	—
8/31	@IND	DNP-REST	—	—	—	—	—	—	—	—	—	—	—	—	—	—	—
9/2	@MIN	DNP-KNEE	—	—	—	—	—	—	—	—	—	—	—	—	—	—	—
9/9	vs CON	5:48	1-2	.5000	0-0	—	0-0	—	0	0	0	1	1	0	0	2	2
9/12	vs SEA	DNP-KNEE	—	—	—	—	—	—	—	—	—	—	—	—	—	—	—
9/16	@ATL																
9/19	@DAL																
Total	—	134:03	20-49	.408	3-4	.750	6-8	.750	11	18	29	9	6	3	6	23	49

2021 Regular Season Averages:

G-GS	PPG	RPG	APG	SPG	BPG	MPG	FG%	3FG%	FT%
14-0	3.8	3.9	0.6	0.7	0.9	14.7	42.2	20.0	77.8

	2021 Season Highs	Career Highs	Playoff Career Highs
PTS	14, @ IND 8/31/21	14, @ IND 8/31/21	—
REB	8, vs LVA 7/2/21	8, vs LVA 7/2/21	—
AST	2, @ IND 8/31/21	4, vs CHI 8/31/20	—
STL	2, four times	2, four times	—
BLK	2, two times	2, two times	—
FGM	6, @ IND 8/31/21	6, @ IND 8/31/21	—
3FGM	—	1, four times	—
FTM	2, three times	2, eight times	—
MINS	23:07, vs MIN 7/11/21	20:55, vs LVA 7/2/21	—



GAME BY GAME STATS

Date	Opponent	MINS	FG-A	PGT	3PM-A	PGT	FTM-A	PGT	DEF	DEF	TQT	AST	STL	BLK	TO	PF	PTS
5/14	vs DAL	—	—	—	—	—	—	—	—	—	—	—	—	—	—	—	—
5/21	@ LVA	—	—	—	—	—	—	—	—	—	—	—	—	—	—	—	—
5/28	@CHI	—	—	—	—	—	—	—	—	—	—	—	—	—	—	—	—
5/30	@CHI	—	—	—	—	—	—	—	—	—	—	—	—	—	—	—	—
6/1	@DAL	—	—	—	—	—	—	—	—	—	—	—	—	—	—	—	—
6/3	vs IND	—	—	—	—	—	—	—	—	—	—	—	—	—	—	—	—
6/5	vs CHI	—	—	—	—	—	—	—	—	—	—	—	—	—	—	—	—
6/10	@WAS	—	—	—	—	—	—	—	—	—	—	—	—	—	—	—	—
6/12	@MIN	—	—	—	—	—	—	—	—	—	—	—	—	—	—	—	—
6/16	vs PHO	—	—	—	—	—	—	—	—	—	—	—	—	—	—	—	—
6/18	vs PHO	—	—	—	—	—	—	—	—	—	—	—	—	—	—	—	—
6/20	vs NYL	—	—	—	—	—	—	—	—	—	—	—	—	—	—	—	—
6/24	vs WAS	—	—	—	—	—	—	—	—	—	—	—	—	—	—	—	—
6/26	@PHO	—	—	—	—	—	—	—	—	—	—	—	—	—	—	—	—
6/30	vs LVA	18:47	1-3	.333	0-0	—	2-2	1.000	1	4	5	1	2	1	0	1	4
7/2	vs LVA	20:55	2-7	.286	0-1	.000	1-2	.500	0	4	4	1	0	1	0	5	5
7/4	vs SEA	14:19	1-2	.500	0-0	—	2-2	1.000	0	2	2	1	0	0	1	1	4
7/7	@SEA	11:16	1-3	.333	0-0	—	0-0	—	1	0	1	0	2	1	0	1	2
7/11	vs MIN	23:07	1-3	.333	0-1	.000	0-0	—	1	7	8	0	2	1	1	3	2
8/15	vs IND	13:23	0-4	.000	0-0	—	0-0	—	1	2	3	0	0	0	1	2	0
8/17	vs ATL	14:13	2-3	.667	0-0	—	0-0	—	2	4	6	1	1	2	2	2	4
8/19	vs ATL	6:03	1-1	1.000	0-0	—	0-2	.000	1	0	1	0	0	1	0	0	2
8/22	@NYL	DNP - CD	—	—	—	—	—	—	—	—	—	—	—	—	—	—	—
8/24	@WAS	10:00	0-2	.000	0-2	.000	0-0	—	1	2	3	1	0	2	0	0	0
8/26	@CON	DNP-CD	—	—	—	—	—	—	—	—	—	—	—	—	—	—	—
8/28	@CON	10:08	0-2	.000	0-0	—	2-2	1.00	1	3	4	0	1	1	1	1	2
8/31	@IND	15:41	6-7	.857	0-0	—	2-2	1.000	0	2	2	2	2	0	0	0	14
9/2	@MIN	17:29	2-3	.667	1-1	1.000	0-0	—	0	6	6	0	0	1	0	2	5
9/9	vs CON	14:07	2-3	.667	0-0	—	3-4	.750	1	2	3	0	0	0	1	0	7
9/12	vs SEA	16:25	0-2	.000	0-0	—	2-2	1.000	1	5	6	1	0	1	2	2	2
9/16	@ATL																
9/19	@DAL																
Total	—	206:03	19-45	.422	1-5	.200	14-18	.778	111	43	54	8	11	12	9	20	53

2021 Regular Season Averages:

G-GS	PPG	RPG	APG	SPG	BPG	MPG	FG%	3FG%	FT%
30-18	9.2	4.6	2.2	1.8	0.5	28.9	40.7	20.6	75.7

	2021 Season Highs	Career Highs	Playoff Career Highs
PTS	19, vs SEA 7/4/21	33, vs PHO 9/3/17	17, @WAS 8/31/18
REB	10, vs SEA 7/4/21	13, vs PHO 7/25/17	6, vs WAS 8/28/18
AST	5, two times	7, vs IND 7/1/18	3, vs WAS 9/4/18
STL	7, vs NYL 6/20/21	7, vs NYL 6/20/21	2, two times
BLK	2, two times	3, three times	1, vs WAS 8/28/18
FGM	8, vs ATL 8/17/21	12, vs PHO 9/3/17	6, three times
3FGM	2, @ CHI 5/30/21	4, two times	3, two times
FTM	7, vs SEA 7/4/21	12, vs WAS 7/19/17	2, two times
MINS	40:20, vs ATL 8/17/21	40:20, vs ATL 8/17/21	28, @WAS 9/2/18



GAME BY GAME STATS

Date	Opponent	MINS	FG-A	PCI	3PM-A	PCI	FTM-A	PCI	QFF	DEF	TOI	AST	STL	BLK	IQ	PF	PTS
5/14	vs DAL	26:34	2-7	.286	0-4	.000	2-4	.500	0	2	2	3	2	1	1	0	6
5/21	@ LVA	22:33	1-7	.143	0-5	.000	0-0	—	0	2	2	2	0	0	0	1	2
5/28	@CHI	28:22	4-11	.364	1-3	.333	2-2	1.000	2	3	5	3	5	0	3	3	11
5/30	@CHI	25:59	2-6	.333	2-3	.667	0-0	—	2	1	3	2	1	2	2	4	6
6/1	@DAL	25:13	1-6	.167	0-2	.000	4-4	1.000	0	4	4	1	0	1	2	3	6
6/3	vs IND	26:17	4-9	.444	0-1	.000	0-0	—	1	5	6	2	3	0	1	2	8
6/5	vs CHI	20:20	0-3	.000	0-0	—	1-2	.500	0	4	4	2	0	0	0	3	1
6/10	@WAS	21:26	3-8	.375	0-1	.000	4-6	.667	1	2	3	1	0	1	0	1	10
6/12	@MIN	24:36	1-7	.143	0-0	—	0-0	—	2	4	6	4	3	0	0	2	2
6/16	vs PHO	23:24	6-10	.600	0-0	—	2-3	.667	5	4	9	1	1	1	2	2	14
6/18	vs PHO	22:04	5-8	.625	0-0	—	4-5	.800	1	4	5	0	1	0	0	4	14
6/20	vs NYL	30:30	5-10	.500	0-1	.000	0-1	.000	2	2	4	0	7	0	1	2	10
6/24	vs WAS	27:16	5-8	.625	0-0	—	4-4	1.000	0	3	3	2	1	2	1	3	14
6/26	@PHO	31:55	5-13	.385	0-1	.000	1-3	.333	1	5	6	4	3	1	1	3	11
6/30	vs LVA	25:14	5-13	.385	0-1	.000	1-1	1.000	3	3	6	1	1	0	0	0	11
7/2	vs LVA	38:18	2-7	.286	0-1	.000	2-2	1.000	0	1	1	3	0	0	2	2	6
7/4	vs SEA	36:50	6-13	.462	0-0	—	7-7	1.000	1	9	10	5	2	0	1	1	19
7/7	@SEA	20:20	4-7	.571	0-0	—	0-0	—	0	0	0	0	2	0	2	4	8
7/11	vs MIN	30:10	5-11	.455	0-1	.000	4-7	.571	1	0	1	0	0	0	1	2	14
8/15	vs IND	28:50	6-11	.545	1-2	.500	3-3	1.000	3	4	7	2	0	0	0	4	16
8/17	vs ATL	40:20	8-17	.471	0-3	.000	1-2	.500	2	2	4	5	2	0	2	3	17
8/19	vs ATL	33:15	3-5	.600	0-0	—	3-4	.750	2	6	8	1	2	0	2	1	9
8/22	@NYL	29:58	2-6	.333	0-0	—	3-4	.750	0	6	6	3	3	1	1	4	7
8/24	@WAS	25:25	4-8	.500	0-1	.000	0-0	—	0	4	4	3	2	2	1	1	8
8/26	@CON	34:12	4-7	.571	0-1	.000	3-3	1.00	0	7	7	3	2	0	2	1	11
8/28	@CON	31:18	2-12	.167	0-1	.00	0-0	-	1	3	4	2	5	1	2	5	4
8/31	@IND	33:06	2-8	.250	2-3	.667	0-2	.000	2	3	5	4	1	0	1	1	6
9/2	@MIN	37:46	1-4	.250	0-0	-	3-3	1.000	1	1	2	2	2	1	5	5	5
9/9	vs CON	29:35	3-10	.3000	0-1	-	0-0	-	1	0	1	3	2	1	2	2	6
9/12	vs SEA	37:17	6-11	.545	1-2	.500	2-2	1.000	2	8	10	2	1	0	0	2	15
9/16	@ATL																
9/19	@DAL																
Total	—	868:06	107-263	.407	7-34	.206	56-74	.757	36	102	138	66	54	15	38	71	277

#17	ERICA WHEELER	GUARD	5-7	5/2/91	RUTGERS	6TH SEASON
-----	---------------	-------	-----	--------	---------	------------

2021 Regular Season Averages:

G-GS	PPG	RPG	APG	SPG	BPG	MPG	FG%	3FG%	FT%
30-30	13.5	3.1	4.4	1.4	0.3	30.2	41.4	36.9	83.0

	2021 Season Highs	Career Highs	Playoff Career Highs
PTS	22, two times	33, @NYL 8/8/17	10, vs PHO 9/21/16
REB	6, vs NYL 6/20/21	7, three times	3, vs PHO 9/21/16
AST	10, two times	10, two times	3, vs PHO 9/21/16
STL	3, three times	5, vs ATL 7/31/19	—
BLK	2, vs PHO 6/16/21	2, two times	—
FGM	9, two times	12, @NYL 8/8/17	3, vs PHO 9/21/16
3FGM	3, three times	7, @NYL 8/8/17	2, vs PHO 9/21/16
FTM	7, two times	9, vs PHO 6/7/17	2, vs PHO 9/21/16
MINS	37:40, @ NYL 8/22/21	42, vs PHO 6/7/17	25, vs PHO 9/21/16



GAME BY GAME STATS

Date	Opponent	MINS	FG-A	PCI	3PM-A	PCI	FTM-A	PCI	QFF	DEF	TOI	AST	STL	BLK	IQ	PF	PTS
5/14	vs DAL	19:25	2-8	.250	0-3	.000	0-0	—	0	2	2	2	0	0	3	4	4
5/21	@ LVA	19:14	3-6	.500	0-1	.000	0-0	—	0	3	3	1	2	0	2	3	6
5/28	@CHI	25:44	3-5	.500	1-1	1.000	6-7	.857	0	0	0	6	3	0	2	0	13
5/30	@CHI	34:50	6-19	.316	0-1	.000	5-6	.833	0	0	0	7	3	0	5	4	17
6/1	@DAL	22:08	2-12	.167	1-5	.200	0-0	—	0	2	2	0	1	0	2	2	5
6/3	vs IND	24:10	5-9	.556	3-4	.750	1-1	1.000	0	1	1	5	2	0	2	3	14
6/5	vs CHI	34:25	7-13	.538	1-3	.333	7-7	1.000	1	4	5	5	0	0	3	2	22
6/10	@WAS	25:40	3-10	.300	2-4	.500	0-0	-	0	3	3	4	1	0	1	1	8
6/12	@MIN	21:48	3-9	.333	0-0	—	3-4	.750	1	1	2	2	0	0	1	0	9
6/16	vs PHO	30:41	8-17	.471	1-2	.500	1-1	1.000	2	3	5	10	0	2	1	4	18
6/18	vs PHO	29:25	5-14	.357	0-3	.000	7-9	.778	2	3	5	2	0	0	3	3	17
6/20	vs NYL	31:13	9-15	.600	0-1	.000	2-3	.667	1	5	6	10	3	0	4	3	20
6/24	vs WAS	27:54	3-12	.250	1-2	.500	2-2	1.000	0	4	4	3	1	0	2	2	9
6/26	@PHO	32:09	9-19	.474	0-4	.000	3-4	.750	0	3	3	4	2	1	1	5	21
6/30	vs LVA	29:38	5-13	.385	3-5	.600	0-0	—	0	1	1	3	1	0	3	0	13
7/2	vs LVA	34:12	6-14	.429	2-6	.333	1-2	.500	0	4	4	5	1	0	3	1	15
7/4	vs SEA	35:08	6-17	.353	1-3	.333	6-6	1.000	1	3	4	5	2	0	2	3	19
7/7	@SEA	32:56	8-13	.615	1-1	1.000	5-5	1.000	1	0	1	3	1	0	3	3	22
7/11	vs MIN	23:48	6-14	.429	0-1	.000	2-2	1.000	1	2	3	6	2	0	3	2	14
8/15	vs IND	32:55	4-7	.571	3-5	.600	1-2	.500	1	2	3	6	1	0	4	3	12
8/17	vs ATL	37:38	6-14	.429	2-2	1.000	2-2	1.000	0	5	5	5	1	1	3	1	16
8/19	vs ATL	32:26	3-12	.250	1-2	.500	0-0	—	2	2	4	3	1	0	3	5	7
8/22	@NYL	37:40	7-15	.467	1-4	.250	2-4	.500	0	4	4	5	1	1	2	4	17
8/24	@WAS	25:32	2-7	.286	1-3	.333	2-3	.667	1	2	3	2	2	1	2	3	7
8/26	@CON	33:55	5-13	.385	0-1	.000	3-3	1.000	1	5	6	9	2	0	2	5	13
8/28	@CON	36:25	5-11	.454	1-3	.333	4-5	.800	1	5	6	7	1	0	4	1	15
8/31	@IND	35:03	3-11	.273	1-4	.250	3-3	1.000	0	4	4	7	1	0	4	4	10
9/2	@MIN	36:04	5-15	.333	2-5	.400	4-6	.667	0	2	2	7	2	2	4	3	16
9/9	vs CON	30:46	5-8	.625	0-1	.000	0-0	-	0	1	1	3	3	0	5	3	10
9/12	vs SEA	32:11	7-12	.583	2-3	.667	1-1	1.000	0	2	2	4	1	0	4	3	17
9/16	@ATL																
9/19	@DAL																
Total	—	905:05	151-365	.414	31-83	.373	73-88	.830	16	78	94	141	41	8	83	80	406

2021 Regular Season Averages:

G-GS	PPG	RPG	APG	SPG	BPG	MPG	FG%	3FG%	FT%
19-19	9.4	1.4	2.9	0.7	0.0	27.6	41.4	33.7	84.2

	2021 Season Highs	Career Highs	Playoff Career Highs
PTS	22, vs IND 6/3/21	43, vs TUL 7/3/15	32, @NYL 9/10/17
REB	4, two times	9, @CON 8/6/13	6, vs PHO 9/23/13
AST	6, vs IND 8/15/21	11, vs IND 8/8/19	10, @CON 10/6/19
STL	3, vs PHO 6/18/21	4, three times	5, @CHI 10/4/16
BLK	—	2, four times	1, four times
FGM	8, vs IND 6/3/21	15, vs TUL 7/3/15	10, @NYL 9/10/17
3FGM	4, @DAL 6/1/21	7, three times	9, @NYL 9/10/17
FTM	3, two times	14, vs TUL 6/20/12	10, vs SAS 9/27/12
MINS	38:40, vs ATL 8/17/21	44, vs TUL 6/8/13	40, 8/31/18



GAME BY GAME STATS

Date	Opponent	MINS	FG-A	FT-A	3PM-A	PCI	FTM-A	PCI	OFF	DEF	TOI	AST	STL	BLK	TO	PF	PTS
5/14	vs DAL	24:11	4-6		2-4	.667	1-2	.500	0	0	0	2	1	0	3	1	11
5/21	@ LVA	18:14	3-6		1-3	.500	2-2	1.000	0	2	2	5	0	0	2	4	9
5/28	@CHI	22:00	1-1		0-0	1.000	3-3	1.000	0	1	1	1	0	0	1	1	5
5/30	@CHI	27:17	0-3		0-2	.000	0-0	—	0	1	1	5	1	0	1	1	0
6/1	@DAL	26:23	5-6		4-5	.833	0-0	—	0	0	0	2	1	0	2	4	14
6/3	vs IND	27:41	8-12		3-7	.667	3-3	1.000	0	2	2	0	0	0	2	2	22
6/5	vs CHI	29:12	2-8		1-2	.250	0-0	—	2	0	2	2	0	0	2	4	5
6/10	@WAS	24:01	1-4		1-3	.250	0-0	—	0	2	2	3	0	0	1	1	3
6/12	@MIN	33:06	5-18		2-6	.278	1-1	1.000	0	0	0	5	1	0	3	3	13
6/16	vs PHO	29:20	7-14		2-6	.500	1-1	1.000	2	0	2	0	0	0	0	3	17
6/18	vs PHO	28:35	3-10		0-2	.300	2-2	1.000	0	1	1	2	3	0	1	1	8
6/20	vs NYL	35:01	6-17		3-12	.353	0-0	—	2	2	4	2	1	0	3	3	15
6/24	vs WAS	23:57	2-4		1-2	.500	0-1	.000	0	1	1	3	1	0	4	0	5
6/26	@PHO	DNP - EYE	—	—	—	—	—	—	—	—	—	—	—	—	—	—	—
6/30	vs LVA	DNP - EYE	—	—	—	—	—	—	—	—	—	—	—	—	—	—	—
7/2	vs LVA	DNP - EYE	—	—	—	—	—	—	—	—	—	—	—	—	—	—	—
7/4	vs SEA	DNP - EYE	—	—	—	—	—	—	—	—	—	—	—	—	—	—	—
7/7	@SEA	DNP - EYE	—	—	—	—	—	—	—	—	—	—	—	—	—	—	—
7/11	vs MIN	DNP - EYE	—	—	—	—	—	—	—	—	—	—	—	—	—	—	—
8/15	vs IND	28:02	2-9		0-4	.222	0-0	—	0	0	0	6	1	0	0	3	4
8/17	vs ATL	38:40	4-15		1-8	.267	2-2	1.000	1	1	2	3	2	0	1	1	11
8/19	vs ATL	32:34	4-5		2-3	.800	0-0	—	0	4	4	5	0	0	3	3	10
8/22	@NYL	27:39	6-15		3-8	.400	1-2	.500	1	1	2	3	0	0	0	0	16
8/24	@WAS	22:50	3-7		1-5	.429	0-0	—	1	1	2	3	1	0	0	1	7
8/26	@CON	25:52	1-2		1-1	.500	0-0	—	0	0	0	2	1	0	3	0	3
8/28	@CON	DNP - Hand	—	—	—	—	—	—	—	—	—	—	—	—	—	—	—
8/31	@IND	DNP - Hand	—	—	—	—	—	—	—	—	—	—	—	—	—	—	—
9/2	@MIN	DNP - Hand	—	—	—	—	—	—	—	—	—	—	—	—	—	—	—
9/9	vs CON	DNP - Hand	—	—	—	—	—	—	—	—	—	—	—	—	—	—	—
9/12	vs SEA	DNP-hand	—	—	—	—	—	—	—	—	—	—	—	—	—	—	—
9/16	@ATL																
9/19	@DAL																
Total	—	525:45	67-162		28-83	.414	16-19	.842	9	19	28	54	14	0	32	36	178

#22	ARELLA GUIRANTES	GUARD	5-11	10/15/97	RUTGERS	1ST SEASON
-----	------------------	-------	------	----------	---------	------------

2021 Regular Season Averages:

G-GS	PPG	RPG	APG	SPG	BPG	MPG	FG%	3FG%	FT%
23-2	3.0	1.3	0.5	0.3	0.2	11.3	26.7	21.7	78.3

	2021 Season Highs	Career Highs	Playoff Career Highs
PTS	8, two times	6, two times	—
REB	5, @ LVA 5/21/21	5, @ LVA 5/21/21	—
AST	2, two times	2, two times	—
STL	2, two times	2, two times	—
BLK	1, three times	1, three times	—
FGM	2, seven times	2, seven times	—
3FGM	2, @ WAS 6/10/21	2, @ WAS 6/10/21	—
FTM	4, @ WAS 8/24/21	4, @ WAS 8/24/21	—
MINS	21:19, @ LVA 5/21/21	21:19, @ LVA 5/21/21	—



GAME BY GAME STATS

Date	Opponent	MINS	FG-A	PCT	3PM-A	PCT	FTM-A	PCT	OFF	DEF	TOT	AST	STL	BLK	TO	PE	PTS
5/14	vs DAL	8:10	2-5	.400	0-2	.000	0-0	—	0	0	0	0	1	0	0	0	4
5/21	@ LVA	21:19	2-9	.222	0-3	.000	2-2	1.000	1	4	5	1	1	0	0	2	6
5/28	@CHI	14:26	2-7	.285	1-1	1.000	0-0	—	1	0	1	2	0	0	0	1	5
5/30	@CHI	5:17	1-2	.500	1-1	1.000	0-0	—	1	1	2	1	0	0	1	0	3
6/1	@DAL	DNP - CD	—	—	—	—	—	—	—	—	—	—	—	—	—	—	—
6/3	vs IND	19:51	2-6	.333	1-1	1.000	0-0	—	0	2	2	1	2	1	0	0	5
6/5	vs CHI	3:38	0-2	.000	0-0	—	0-0	—	0	1	1	0	0	0	2	1	0
6/10	@WAS	17:01	2-6	.333	2-3	.667	2-4	.500	0	0	0	0	1	1	0	0	8
6/12	@MIN	6:21	0-2	.000	0-0	—	0-0	—	1	1	2	0	0	0	1	1	0
6/16	vs PHO	5:30	0-1	.000	0-0	—	0-0	—	0	0	0	0	0	0	0	1	0
6/18	vs PHO	1:58	1-1	1.000	0-0	—	0-0	—	0	1	1	0	0	0	1	0	2
6/20	vs NYL	DNP - CD	—	—	—	—	—	—	—	—	—	—	—	—	—	—	—
6/24	vs WAS	DNP - CD	—	—	—	—	—	—	—	—	—	—	—	—	—	—	—
6/26	@PHO	8:44	1-4	.250	0-3	.000	2-2	1.000	0	0	0	1	0	0	0	1	4
6/30	vs LVA	16:33	1-8	.125	0-2	.000	0-0	—	0	3	3	0	2	0	1	3	2
7/2	vs LVA	3:48	0-0	—	0-0	—	0-0	—	0	0	0	1	0	0	0	0	0
7/4	vs SEA	DNP - CD	—	—	—	—	—	—	—	—	—	—	—	—	—	—	—
7/7	@SEA	20:33	2-5	.400	0-1	.000	2-2	1.000	1	1	2	2	0	0	0	2	6
7/11	vs MIN	9:50	1-4	.250	0-0	—	2-2	1.000	0	1	1	0	0	1	2	1	4
8/15	vs IND	2:27	0-0	—	0-0	—	0-0	—	0	1	1	0	0	0	0	0	0
8/17	vs ATL	DNP - CD	—	—	—	—	—	—	—	—	—	—	—	—	—	—	—
8/19	vs ATL	DNP - CD	—	—	—	—	—	—	—	—	—	—	—	—	—	—	—
8/22	@NYL	DNP - CD	—	—	—	—	—	—	—	—	—	—	—	—	—	—	—
8/24	@WAS	17:09	2-6	.333	0-2	.000	4-5	.800	0	2	2	0	0	0	0	2	8
8/26	@CON	18:04	2-5	.400	0-2	.000	2-2	1.00	0	2	2	0	0	1	1	3	6
8/28	@CON	16:12	1-4	.250	0-2	.000	0-2	.000	0	0	0	0	0	0	0	0	2
8/31	@IND	13:25	1-4	.250	0-0	-	0-0	-	0	1	1	2	0	0	1	0	2
9/2	@MIN	3:56	0-1	.000	0-0	-	2-2	1.000	0	0	0	0	0	0	0	0	2
9/9	vs CON	15:27	0-3	.000	0-0	-	0-0	-	0	2	2	1	0	0	1	0	0
9/12	vs SEA	9:53	0-1	.000	0-0	-	0-0	-	1	1	2	0	0	0	0	2	0
9/16	@ATL																
9/19	@DAL																
Total	—	259:25	23-86	.267	5-23	.217	18-23	.783	6	24	30	12	7	4	11	20	69

#30	NNEKA OGWUMIKE	FORWARD	6-2	7/20/90	STANFORD	10TH SEASON
-----	----------------	---------	-----	---------	----------	-------------

2021 Regular Season Averages:

G-GS	PPG	RPG	APG	SPG	BPG	MPG	FG%	3FG%	FT%
16-16	14.3	6.1	2.6	1.3	0.2	31.3	53.3	28.0	80.6

	2021 Season Highs	Career Highs	Playoff Career Highs
PTS	21, @ CHI 5/30/21	38, vs ATL 6/30/16	27, vs CHI 9/28/16
REB	9, three times	20, @ IND 7/12/12	14, vs PHO 9/19/13
AST	9, vs ATL 8/17/21	9, vs ATL 8/17/21	6, vs CHI 9/28/16
STL	3, two times	6, two times	4, @ CHI 10/4/16
BLK	2, vs IND 8/15/21	5, vs ATL 6/30/16	3, @ CHI 10/4/16
FGM	9, @ LVA 5/21/21	13, two times	11, vs CHI 9/28/16
3FGM	2, @ NYL 8/22/21	5, vs WAS 7/7/19	2, vs MIN 10/14/16
FTM	7, @ CHI 5/30/21	14, vs WAS 9/3/15	7, two times
MINS	39:23, @ CHI 5/30/21	46:59, @ CHI 8/18/17	37:59, @ MIN I 9/18/15



GAME BY GAME STATS

Date	Opponent	MINS	FG-A	FG%	3PM-A	3PT%	FTM-A	FT%	ORE	DEF	TOI	AST	STL	BLK	IQ	PF	PTS
5/14	vs DAL	26:20	8-14	.571	0-0	—	2-2	1.000	3	5	8	0	0	0	1	0	18
5/21	@ LVA	28:15	9-17	.529	1-2	.500	0-0	—	0	5	5	3	1	0	1	3	19
5/28	@CHI	28:54	6-11	.545	1-3	.333	1-2	.500	3	6	9	2	2	0	3	0	14
5/30	@CHI	39:23	7-11	.636	0-1	.000	7-9	.778	2	7	9	1	0	0	3	3	21
6/1	@DAL	25:01	4-5	.800	0-0	—	2-2	1.000	1	3	4	0	0	1	1	0	10
6/3	vs IND	DNP - KNEE	—	—	—	—	—	—	—	—	—	—	—	—	—	—	—
6/5	vs CHI	DNP - KNEE	—	—	—	—	—	—	—	—	—	—	—	—	—	—	—
6/10	@WAS	DNP - KNEE	—	—	—	—	—	—	—	—	—	—	—	—	—	—	—
6/12	@MIN	DNP - KNEE	—	—	—	—	—	—	—	—	—	—	—	—	—	—	—
6/16	vs PHO	DNP - KNEE	—	—	—	—	—	—	—	—	—	—	—	—	—	—	—
6/18	vs PHO	DNP - KNEE	—	—	—	—	—	—	—	—	—	—	—	—	—	—	—
6/20	vs NYL	DNP - KNEE	—	—	—	—	—	—	—	—	—	—	—	—	—	—	—
6/24	vs WAS	DNP - KNEE	—	—	—	—	—	—	—	—	—	—	—	—	—	—	—
6/26	@PHO	DNP - KNEE	—	—	—	—	—	—	—	—	—	—	—	—	—	—	—
6/30	vs LVA	DNP - KNEE	—	—	—	—	—	—	—	—	—	—	—	—	—	—	—
7/2	vs LVA	DNP - KNEE	—	—	—	—	—	—	—	—	—	—	—	—	—	—	—
7/4	vs SEA	DNP - KNEE	—	—	—	—	—	—	—	—	—	—	—	—	—	—	—
7/7	@SEA	DNP - KNEE	—	—	—	—	—	—	—	—	—	—	—	—	—	—	—
7/11	vs MIN	DNP - KNEE	—	—	—	—	—	—	—	—	—	—	—	—	—	—	—
8/15	vs IND	30:59	6-14	.429	0-1	.000	0-0	—	1	6	7	1	0	2	3	1	12
8/17	vs ATL	37:38	6-7	.857	0-0	—	1-2	.500	0	9	9	9	1	0	1	3	13
8/19	vs ATL	36:08	8-14	.571	1-3	.333	0-1	.000	2	5	7	4	3	0	6	0	17
8/22	@NYL	34:26	6-14	.429	2-6	.333	2-2	1.000	2	3	5	6	3	0	3	3	16
8/24	@WAS	25:56	3-11	.273	0-1	.000	0-0	—	1	5	6	1	1	0	2	1	6
8/26	@CON	30:59	6-9	.667	1-2	.500	0-0	—	1	1	2	4	1	0	4	4	13
8/28	@CON	23:40	3-4	.750	0-0	.000	1-1	1.000	0	1	1	1	0	0	0	4	7
8/31	@IND	31:19	7-12	.583	0-1	.000	3-3	1.000	1	0	1	5	1	0	1	3	17
9/2	@MIN	38:18	6-14	.429	1-4	.250	3-4	.750	0	10	10	1	4	0	0	1	16
9/9	vs CON	31:38	5-10	.500	0-1	.000	2-3	.667	3	4	7	3	2	0	3	4	12
9/12	vs SEA	31:07	6-13	.462	0-0	—	5-5	1.000	2	5	7	0	1	0	0	0	17
9/16	@ATL																
9/19	@DAL																
Total	—	500:00	96-180	.533	7-25	.280	29-36	.806	22	75	97	41	20	3	32	30	228

#40	JASMINE WALKER	FORWARD	6-3	2/3/98	ALABAMA	1ST SEASON
-----	----------------	---------	-----	--------	---------	------------

2021 Regular Season Averages:

G-GS	PPG	RPG	APG	SPG	BPG	MPG	FG%	3FG%	FT%
2-0	0.0	0.5	1.0	1.0	0.5	10.0	0.0	0.0	0.0

	2021 Season Highs	Career Highs	Playoff Career Highs
PTS	—	—	—
REB	1, vs DAL 5/14/21	1, vs DAL 5/14/21	—
AST	2, vs DAL 5/14/21	2, vs DAL 5/14/21	—
STL	2, vs DAL 5/14/21	2, vs DAL 5/14/21	—
BLK	1, @ LVA 5/21/21	1, @ LVA 5/21/21	—
FGM	—	—	—
3FGM	—	—	—
FTM	—	—	—
MINS	17:22, vs DAL 5/14/21	17:22, vs DAL 5/14/21	—



GAME BY GAME STATS

Date	Opponent	MINS	FG-A	PGT	3PM-A	PGT	FTM-A	PGT	QFF	DEF	TOI	AST	STL	BLK	TO	PF	PTS
5/14	vs DAL	17:22	0-4	.000	0-3	.000	0-0	—	0	1	1	2	2	0	1	1	0
5/21	@ LVA	2:36	0-1	.000	0-1	.000	0-2	.000	0	0	0	0	0	1	0	0	0
5/28	@CHI	DNP - KNEE	-	-	-	-	-	-	-	-	-	-	-	-	-	-	-
5/30	@CHI	DNP - KNEE	—	—	—	—	—	—	—	—	—	—	—	—	—	—	—
6/1	@DAL	DNP - KNEE	—	—	—	—	—	—	—	—	—	—	—	—	—	—	—
6/3	vs IND	DNP - KNEE	—	—	—	—	—	—	—	—	—	—	—	—	—	—	—
6/5	vs CHI	DNP - KNEE	—	—	—	—	—	—	—	—	—	—	—	—	—	—	—
6/10	@WAS	DNP - KNEE	—	—	—	—	—	—	—	—	—	—	—	—	—	—	—
6/12	@MIN	DNP - KNEE	—	—	—	—	—	—	—	—	—	—	—	—	—	—	—
6/16	vs PHO	DNP - KNEE	—	—	—	—	—	—	—	—	—	—	—	—	—	—	—
6/18	vs PHO	DNP - KNEE	—	—	—	—	—	—	—	—	—	—	—	—	—	—	—
6/20	vs NYL	DNP - KNEE	—	—	—	—	—	—	—	—	—	—	—	—	—	—	—
6/24	vs WAS	DNP - KNEE	—	—	—	—	—	—	—	—	—	—	—	—	—	—	—
6/26	@PHO	DNP - KNEE	—	—	—	—	—	—	—	—	—	—	—	—	—	—	—
6/30	vs LVA	DNP - KNEE	—	—	—	—	—	—	—	—	—	—	—	—	—	—	—
7/2	vs LVA	DNP - KNEE	—	—	—	—	—	—	—	—	—	—	—	—	—	—	—
7/4	vs SEA	DNP - KNEE	—	—	—	—	—	—	—	—	—	—	—	—	—	—	—
7/7	@SEA	DNP - KNEE	—	—	—	—	—	—	—	—	—	—	—	—	—	—	—
7/11	vs MIN	DNP - KNEE	—	—	—	—	—	—	—	—	—	—	—	—	—	—	—
8/15	vs IND	DNP - KNEE	—	—	—	—	—	—	—	—	—	—	—	—	—	—	—
8/17	vs ATL	DNP - KNEE	—	—	—	—	—	—	—	—	—	—	—	—	—	—	—
8/19	vs ATL	DNP - KNEE	—	—	—	—	—	—	—	—	—	—	—	—	—	—	—
8/22	@NYL	DNP - KNEE	—	—	—	—	—	—	—	—	—	—	—	—	—	—	—
8/24	@WAS	DNP - KNEE	—	—	—	—	—	—	—	—	—	—	—	—	—	—	—
8/26	@CON	DNP-KNEE	—	—	—	—	—	—	—	—	—	—	—	—	—	—	—
8/28	@CON	DNP - KNEE	—	—	—	—	—	—	—	—	—	—	—	—	—	—	—
8/31	@IND	DNP - KNEE	—	—	—	—	—	—	—	—	—	—	—	—	—	—	—
9/2	@MIN	DNP - KNEE	—	—	—	—	—	—	—	—	—	—	—	—	—	—	—
9/9	vs CON	DNP - KNEE	—	—	—	—	—	—	—	—	—	—	—	—	—	—	—
9/12	vs SEA	DNP - KNEE	—	—	—	—	—	—	—	—	—	—	—	—	—	—	—
9/16	@ATL																
9/19	@DAL																
Total	—	19:58	0-5	.000	0-4	.000	0-2	.000	0	1	1	2	2	1	1	1	0