

# LOS ANGELES SPARKS 2021 GAME NOTES



Seattle Storm (20-10) at Los Angeles Sparks (10-19)

September 12, 2021

Staples Center | 6 p.m. (PT) | HBCU Night  
NBA TV, Spectrum SportsNet, League Pass



## REGULAR SEASON SCHEDULE

Date	Opponent	Time/Result	Record
5/14	DALLAS	L, 94-71	0-1
5/21	at Las Vegas	L, 97-69	0-2
5/28	at Chicago	W, 76-61	1-2
5/30	at Chicago	W, 82-79 OT	2-2
6/1	at Dallas	L, 79-69	2-3
6/3	INDIANA	W, 98-63	3-3
6/5	CHICAGO	W, 68-63	4-3
6/10	at Washington	L, 89-71	4-4
6/12	at Minnesota	L, 80-64	4-5
6/16	PHOENIX	W, 85-80	5-5
6/18	PHOENIX	L, 80-66	5-6
6/20	NEW YORK	L, 76-73	5-7
6/24	WASHINGTON	W, 89-82	6-7
6/27	at Phoenix	L, 88-79	6-8
6/30	LAS VEGAS	L, 99-75	6-9
7/2	LAS VEGAS	L, 66-58	6-10
7/4	SEATTLE	L, 84-74	6-11
7/7	at Seattle	L, 71-62	6-12
7/11	MINNESOTA	L, 86-61	6-13
8/15	INDIANA	W, 75-70	7-13
8/17	ATLANTA	W, 85-80 OT	8-13
8/19	ATLANTA	W, 66-64	9-13
8/22	at New York	W, 86-83	10-13
8/24	at Washington	L, 78-68	10-14
8/26	at Connecticut	L, 76-72	10-15
8/28	at Connecticut	L, 76-61	10-16
8/31	at Indiana	L, 74-72	10-17
9/2	at Minnesota	L, 66-57	10-18
9/9	CONNECTICUT	L, 75-57	10-19
9/12	SEATTLE	6:00 pm	—
9/16	at Atlanta	4:00 pm	—
9/19	at Dallas	2:00 pm	—

\*all times listed are Pacific Standard Time

## PLAYER UPDATES

NUM.	PLAYER	UPDATE
13	Chiney Ogumike	Questionable (right knee)
20	Kristi Toliver	Out (left hand)
40	Jasmine Walker	Out (right knee)

## CONTACT INFORMATION

### Eli Horowitz

Director, Public Relations and Communications  
ehorowitz@la-sparks.com  
(847) 644-9932



@LA\_Sparks



@LASparks

### Natalie Gilmore

Coordinator, Public Relations and Communications  
ngilmore@la-sparks.com

## LAST GAME STARTERS

G	17	ERICA WHEELER				5'7"	6TH SEASON								
GP/GS	29/29	PPG	13.4	RPG	3.2	APG	4.7	SPG	1.4	FG%	40.8	3FG%	35.8	MPG	30.1
G	2	TE'A COOPER				5'8"	2ND SEASON								
GP/GS	28/11	PPG	8.0	RPG	1.8	APG	1.2	SPG	0.9	FG%	34.9	3FG%	30.6	MPG	21.0
G	15	BRITTNEY SYKES				5'9"	5TH SEASON								
GP/GS	29/17	PPG	9.0	RPG	4.4	APG	2.2	SPG	1.8	FG%	40.1	3FG%	18.8	MPG	28.7
F	30	NNEKA OGWUMIKE				6'2"	10TH SEASON								
GP/GS	15/15	PPG	14.1	RPG	6.0	APG	2.7	SPG	1.3	FG%	53.9	3FG%	28.0	MPG	31.3
C	1	AMANDA ZAHUI B.				6'5"	7TH SEASON								
GP/GS	27/24	PPG	9.6	RPG	5.1	APG	1.0	SPG	0.7	FG%	42.5	3FG%	27.5	MPG	23.9

## MATCHUP NOTES

The Los Angeles Sparks face-off against the Seattle Storm Sunday, September 12, 2021 at Staples Center. This is their final home game of the 2021 regular season. The Sparks most recently lost 75-57 to the Connecticut Sun. Nneka Ogumike and Nia Coffey scored 12 points each in the game. Ogumike added 7 rebounds to go along with three assists. The Sparks had just 11 free throws attempts, while the Sun shot 29 for the game. The Storm most recently defeated the Washington Mystics 105-74. Storm guard Jewell Loyd had 20 points, six assists, and six rebounds. Sue Bird added 14 points and seven assists. The Storm and Sparks are facing off for the third and final time of the 2021 season. The Storm won the previous two match-ups on July 4, and July 7.

### Storm Probable Starters

F Katie Lou Samuelson  
F Stephanie Talbot  
C Mercedes Russell  
G Jewell Loyd  
G Sue Bird

Head Coach: Noelle Quinn

## MILESTONE WATCH

PLAYER	MILESTONE (CURRENT)
Nneka Ogumike	4600 points (4530)
	2200 rebounds (2111)
	600 assists (539)
	200 blocks (179)
	500 steals (424)
Kristi Toliver	4500 points (4369)
	800 rebounds (814)
	1300 assists (1259)
	400 steals (322)
Chiney Ogumike	1800 points (1696)
	1000 rebounds (925)
	150 blocks (115)

## ASSOCIATED PRESS POWER POLL

Week 14	Total Points	High	Low
1 Connecticut	168	1	1
2 Las Vegas	152	2	3
3 Minnesota	136	2	4
4 Seattle	124	2	5
5 Phoenix	120	3	5
6 Chicago	98	6	6
7 Dallas	83	7	8
8 Washington	64	7	10
9 New York	59	8	10
10 Los Angeles	45	8	11
11 Indiana	22	10	12
12 Atlanta	21	11	12

## 'DEFENSE' BROUGHT TO YOU BY SLIM AND THE SPARKS

In training camp, Sykes said she wanted to build off earning a spot on the 2020 WNBA All-Defensive Second Team by making the first team or being in the conversation for Defensive Player of the Year. So far, her efforts have put her in the mix as Slim is tied for second in the league in steals per game (1.8) and first in the league among players who have appeared in at least 20 games in opponent turnovers per game (13.6) when she is on the court. Sykes is also the only player this season to record 5+ steals in a game 3 different times.

The Sparks are fifth in the WNBA in defensive rating at 98.2. LA's opponents average 98.6 points per 100 possessions, good for sixth in the league. When Sykes is on the floor, however, LA's opponents average just 95.2 points per 100 possessions. If this were the Sparks total average with and without the Syracuse graduate on the floor, they would rank second in the league in this statistic. Additionally, while LA's opponents average 77.2 points per 40 minutes, they average just 75.4 points per 40 minutes when Sykes is in the game.

## BUT FIRST, COFFEY

Since joining the Sparks, **Nia Coffey's** career has taken off on the court. As a sixth woman, who will often start in big games, the Northwestern Alumni is now averaging career-highs in points (8.4), rebounds (3.8), blocks (1.2), minutes per game (25.2), and 3-point shooting (42.0). Recently, the Sparks played six games competing roughly every other day while traveling to various cities across the east coast. Coffey put up big numbers for the shorthanded roster. She scored 71 points, while shooting 50% from the field and 56% from behind-the-arc.

## CAREER NIGHT FOR COX

In her first return to Indiana since being waived in June, **Lauren Cox** recorded a career-high 14 points and two steals in 15 minutes of play. "It was good to be back", Cox said. "But it kind of felt like walking in any other gym, it doesn't matter if it's the team that I played for, it's the team that's in front of us for the next game."

\*Stats as of September 11, 2021

## 2021 LOS ANGELES SPARKS ROSTER

NUM.	PLAYER	POS.	HT.	YRS OF EXP.	DOB	COLLEGE
1	Amanda Zahui B.	C	6'5"	6	09/8/93	Minnesota
2	Te'a Cooper	G	5'8"	1	04/16/97	Baylor
7	Maria Vadeeva	C	6'4"	2	07/16/98	Russia
12	Nia Coffey	F	6'1"	4	06/11/95	Northwestern
13	Chiney Ogumike	F/C	6'3"	4	03/21/92	Stanford
14	Lauren Cox	F	6'4"	1	04/20/98	Baylor
15	Brittney Sykes	G	5'9"	4	02/07/94	Syracuse
17	Erica Wheeler	G	5'7"	5	05/2/91	Rutgers
20	Kristi Toliver	G	5'7"	11	01/27/87	Maryland
22	Arella Guirantes	G	5'11"	R	10/15/97	Rutgers
30	Nneka Ogumike	F	6'2"	9	07/02/90	Stanford
40	Jasmine Walker	F	6'3"	R	02/03/98	Alabama


## COACHING STAFF

**Coaching Staff:**  
 Head Coach Derek Fisher  
 Assistant Coach Fred Williams  
 Assistant Coach Latricia Trammell  
 Assistant Coach Seimone Augustus

## PRONOUNCIATION CHART

PLAYER/COACH	PRONOUNCIATION
Te'a Cooper	TAY-uh
Nneka Ogumike	NECK-uh Oh-gwoo-muh-kay
Chiney Ogumike	CHIN-ay Oh-gwoo-muh-kay
Nia Coffey	Knee-uh
Amanda Zahui B.	Zow-ee-bee
Arella Guirantes	uh-REL-uh gih-RAHN-tez
Asst. Coach Seimone Augustus	suh-MOAN
Asst. Coach Latricia Trammell	TRAM-uhl

# 2021 LA SPARKS ROSTER



Position: C  
Height: 6'5"  
DOB: 9/8/1993  
College: Minnesota




Position: G  
Height: 5'8"  
DOB: 4/16/1997  
College: Baylor



Position: C  
Height: 6'4"  
DOB: 7/16/1998  
College: Russia



Position: F  
Height: 6'1"  
DOB: 6/11/1995  
College: Northwestern




Position: F/C  
Height: 6'3"  
DOB: 3/21/1992  
College: Stanford




Position: F  
Height: 6'4"  
DOB: 4/20/1998  
College: Baylor




Position: G  
Height: 5'9"  
DOB: 2/7/1994  
College: Syracuse




Position: G  
Height: 5'7"  
DOB: 5/2/1991  
College: Rutgers



Position: G  
Height: 5'7"  
DOB: 1/27/1987  
College: Maryland



Position: G  
Height: 5'11"  
DOB: 10/15/1997  
College: Rutgers



Position: F  
Height: 6'2"  
DOB: 7/2/1990  
College: Stanford



Position: F  
Height: 6'3"  
DOB: 2/3/1998  
College: Alabama

## COACHING STAFF




**HEAD COACH**



**ASSISTANT COACH**



**ASSISTANT COACH**



**ASSISTANT COACH**



**DIRECTOR OF  
SPORTS MEDICINE/  
HEAD ATHLETIC  
TRAINER**



**PLAYER  
DEVELOPMENT  
COACH**

### Quick Start, Free Throws Propel Sun Past Sparks

The Los Angeles Sparks returned to Staples Center following a 15-day road trip to face off against the first-place Connecticut Sun, falling 57-75. The Sparks could not overcome a 17-0 run to start the game from Connecticut. Nneka Ogumike and Nia Coffey led the Sparks with 24 points combined. Ogumike put up 12 points, seven rebounds, and three assists. Coffey added 12 points on two 3-pointers while shooting 57% from the field. Sun forward Jonquel Jones led the game with 21 points and 14 rebounds. The Connecticut Sun shot 29 free throws to the Sparks 11, a differential of 18.



Chiney Ogumike was injured in the second quarter and did not return.

The Sparks fell behind 17-0 to start the game but came back at the end of the first quarter led by Defensive Player Of The Year Candidate Brittney Sykes. She blocked a shot and helped close the gap to 19-8 at the end of the first quarter.

Nneka Ogumike put up 10 first-half points to go along with three rebounds. The Connecticut Sun shot 41 percent from the field and put up 45 first-half points. Sun forward Jonquel Jones led all scorers with 17 first-half points.

In the second half, the Sparks continued to show flashes of their Top 4 defense and made dents in the Connecticut lead. With 3:20 to play in the game, Sparks center Amanda Zahui B. stole the ball and gave the perfect outlet pass to Wheeler for the easy layup. The Sun were able to get into the bonus in the first three quarters which prevented a more serious comeback effort from LA.

It was a physical battle between the two teams down low. The Sun shot 89% from the free-throw line and 44% from the field while causing the Sparks to turn the ball over 20 times throughout the game. The Sparks were able to play essentially even with the Sun after the initial run, scoring just one less point the remainder of the game after the 17-0 start.

While Head Coach Derek Fisher was disappointed with the loss, he made it abundantly clear: his players will be defined by how they respond in loss, and not in victory.

"I'm looking at who's really willing to continue working hard every day, who's still willing to come in early and stay late," Fisher said. "Who's still willing to sit down in the coach's office and watch film and ask questions, because when this season ends whenever it goes like this isn't the finish line."

The Sparks will play their final home game of the season at Staples Center against the Seattle Storm on Sunday, Sept. 12 at 6 p.m. PT. The Sparks are excited to present an HBCU theme night and honor special guest Zaila Avant-garde.

### Los Angeles Highlights:

- Three Sparks scored in double-digits: Nneka Ogumike (12), Nia Coffey (12), and Erica Wheeler (10).
- The Sparks shot 81% from the free-throw line
- Nneka Ogumike led the Sparks with 7 rebounds
- Nneka Ogumike scored in double-figures for the 13th time in 15 appearances.

**MOST RECENT GAME - BOX SCORE**

**WOMEN'S NATIONAL BASKETBALL ASSOCIATION**

**OFFICIAL SCORER'S REPORT  
FINAL BOX**

Thursday, September 9, 2021 STAPLES Center, Los Angeles, CA  
Officials: #42 Roy Gulbeyan, #15 Fatou Cissoko-Stephens, #12 Karleena Tobin

Game Duration: 1:57  
Attendance: 1695

**VISITOR: Connecticut Sun (23-6)**

	POS	MIN	FG	FGA	3P	3PA	FT	FTA	OR	DR	TOT	A	PF	ST	TO	BS	+/-	PTS
24 DeWanna Bonner	F	28:15	2	10	0	3	7	8	2	4	6	5	0	1	2	0	17	11
35 Jonquel Jones	F	32:44	8	14	1	3	4	5	2	12	14	2	3	3	4	2	23	21
42 Brionna Jones	C	27:08	7	8	0	0	1	1	2	1	3	0	3	1	2	1	16	15
20 Briann January	G	23:20	0	3	0	3	4	4	0	1	1	3	1	3	2	0	16	4
5 Jasmine Thomas	G	29:53	2	6	1	3	5	5	1	2	3	3	0	0	5	0	20	10
2 Natisha Hiedeman		14:08	1	3	1	1	4	5	0	0	0	0	1	2	2	0	2	7
3 Kaila Charles		23:38	1	4	0	0	0	0	1	0	1	0	4	1	0	1	0	2
1 Beatrice Mompremier		04:53	1	1	0	0	0	0	1	0	1	0	2	0	1	0	-6	2
21 DiJonai Carrington		10:36	1	3	0	0	1	1	0	3	3	1	2	2	1	0	4	3
4 Stephanie Jones		05:25	0	0	0	0	0	0	0	0	0	0	1	0	0	0	-2	0
		200:00	23	52	3	13	26	29	9	23	32	14	17	13	19	4	18	75
			44.2%			23.1%		89.7%		TM REB: 7			TOT TO: 22 (21 PTS)					

**HOME: LOS ANGELES SPARKS (10-19)**

	POS	MIN	FG	FGA	3P	3PA	FT	FTA	OR	DR	TOT	A	PF	ST	TO	BS	+/-	PTS
15 Brittney Sykes	F	29:35	3	10	0	1	0	0	1	0	1	3	2	2	2	1	-21	6
30 Nneka Ogumike	F	31:39	5	10	0	1	2	3	3	4	7	3	4	2	3	0	-15	12
1 Amanda Zahui B	C	16:01	2	5	0	2	2	2	0	2	2	1	4	1	2	1	-11	6
2 Te'a Cooper	G	29:01	1	7	0	2	0	0	0	1	1	0	4	1	2	1	-14	2
17 Erica Wheeler	G	30:46	5	8	0	1	0	0	0	1	1	3	3	3	5	0	-20	10
12 Nia Coffey		27:35	4	7	2	3	2	2	0	2	2	1	3	0	1	1	-11	12
13 Chiney Ogumike		05:49	1	2	0	0	0	0	0	0	0	1	2	1	0	0	2	2
22 Arella Guirantes		15:27	0	3	0	0	0	0	0	2	2	1	0	0	1	0	0	0
14 Lauren Cox		14:07	2	3	0	0	3	4	1	2	3	0	0	0	1	0	0	7
		200:00	23	55	2	10	9	11	5	14	19	13	22	10	17	4	-18	57
			41.8%			20%		81.8%		TM REB: 8			TOT TO: 20 (22 PTS)					

SCORE BY PERIOD	1	2	3	4	FINAL
Sun	19	26	16	14	75
SPARKS	8	20	17	12	57

Inactive: Sun - Thomas (Injury/Illness - Achilles)  
 Inactive: Sparks - Toliver (Injury/Illness - Left Hand), Vadeeva (Not With Team - Overseas), Walker (Injury/Illness - Right Knee)  
 Points in the Paint: Sun 36 (18/32), SPARKS 32 (16/27)  
 2nd Chance Points: Sun 12 (3/8), SPARKS 6 (2/5)  
 Fast Break Points: Sun 7 (3/5), SPARKS 4 (2/5)  
 Technical fouls - Defensive Three Seconds  
 Sun (0) : NONE  
 SPARKS (1) : Zahui B 9:09 1st  
 Biggest Lead: Sun 22, SPARKS 0  
 Lead Changes: 0  
 Times Tied: 0



## WOMEN'S NATIONAL BASKETBALL ASSOCIATION

OFFICIAL SCORER'S REPORT  
FINAL BOX

Wednesday, July 7, 2021 Angel of the Winds Arena, Everett, WA  
 Officials: #5 Tiara Cruse, #10 Ashley Gloss, #12 Karleena Tobin

Game Duration: 1:57  
 Attendance: 2730

## VISITOR: Los Angeles Sparks (6-12)

	POS	MIN	FG	FGA	3P	3PA	FT	FTA	OR	DR	TOT	A	PF	ST	TO	BS	+/-	PTS
44 Karlie Samuelson	F	21:26	1	5	1	3	3	5	0	6	6	0	0	2	1	0	-4	6
12 Nia Coffey	F	30:39	2	11	1	7	0	0	2	5	7	1	5	2	2	1	-7	5
1 Amanda Zahui B	C	29:54	2	6	1	4	4	4	2	7	9	1	1	1	4	2	-7	9
15 Brittney Sykes	G	20:20	4	7	0	0	0	0	0	0	0	0	4	2	2	0	-11	8
17 Erica Wheeler	G	32:57	8	13	1	1	5	5	1	0	1	3	3	1	3	0	-17	22
2 Te'a Cooper		16:24	0	4	0	1	2	2	0	2	2	1	2	1	2	1	-4	2
32 Bria Holmes		16:31	1	5	0	2	0	2	0	0	0	0	1	0	3	0	4	2
14 Lauren Cox		11:16	1	3	0	0	0	0	1	0	1	0	1	2	0	1	-5	2
22 Arella Guirantes		20:33	2	5	0	1	2	2	1	1	2	2	2	0	0	0	6	6
		200:00	21	59	4	19	16	20	7	21	28	8	19	11	17	5	-9	62
			35.6%			21.1%			80%		TM REB: 11		TOT TO: 18 (17 PTS)					

## HOME: SEATTLE STORM (15-4)

	POS	MIN	FG	FGA	3P	3PA	FT	FTA	OR	DR	TOT	A	PF	ST	TO	BS	+/-	PTS
33 Katie Lou Samuelson	F	16:45	1	2	0	1	0	0	2	2	4	0	3	1	1	0	-10	2
30 Breanna Stewart	F	34:36	8	15	2	5	9	10	2	9	11	1	2	3	1	0	17	27
2 Mercedes Russell	C	17:19	0	1	0	0	0	0	2	1	3	1	2	2	2	1	11	0
24 Jewell Loyd	G	30:52	5	13	0	4	8	8	2	4	6	2	3	0	3	0	6	18
10 Sue Bird	G	26:09	1	7	1	5	0	0	0	1	1	5	2	2	3	0	6	3
7 Stephanie Talbot		23:14	3	6	1	2	0	0	0	2	2	0	2	0	3	1	6	7
13 Ezi Magbegor		20:31	2	6	0	0	3	3	3	3	6	0	1	0	2	2	2	7
21 Jordin Canada		18:43	2	8	0	1	0	0	3	1	4	2	1	2	3	0	7	4
11 Epiphanny Prince		09:08	1	3	1	2	0	0	0	0	0	0	2	0	1	0	3	3
22 Cierra Burdick		02:43	0	0	0	0	0	0	0	0	0	0	1	1	0	0	-3	0
8 Kennedy Burke	DNP - Coach's decision																	
31 N'dea Jones	DNP - Coach's decision																	
		200:00	23	61	5	20	20	21	14	23	37	11	19	11	19	4	9	71
			37.7%			25%			95.2%		TM REB: 5		TOT TO: 19 (22 PTS)					

SCORE BY PERIOD	1	2	3	4	FINAL
Sparks	9	20	14	19	62
STORM	23	15	15	18	71

Inactive: Sparks - Ogwumike (Injury/Illness - Right knee), Ogwumike (Injury/Illness - Left knee), Toliver (Injury/Illness - Eye), Walker (Injury/Illness - Right knee)

Inactive: Storm -

Points in the Paint: Sparks 26 (13/25), STORM 28 (14/30)

2nd Chance Points: Sparks 14 (4/6), STORM 17 (6/12)

Fast Break Points: Sparks 7 (3/3), STORM 5 (2/6)

Biggest Lead: Sparks 1, STORM 17

Lead Changes: 4

Times Tied: 1

## 2021 SUPERLATIVES

### LOS ANGELES SPARKS HIGHS

Points, Game.....98 vs. IND 6/3  
Points, First Half.....53 vs. PHO 6/16  
Points, Second Half.....50 vs. IND 6/3  
Points, 1Q.....27 vs. PHO 6/16  
Points, 2Q.....32 vs. WAS 6/24  
Points, 3Q.....28 vs. SEA 7/4, 28 vs. NYL 8/22  
Points, 4Q.....27 vs. IND 6/3  
Points, Overtime..... 11 vs. ATL 8/17

Field Goals Made.....37 vs. IND 6/3  
Field Goals Att.....82 vs. LVA 6/30  
Field Goal Percentage.....56.1% vs. IND 6/3  
3FG Made.....14 vs. IND 6/3  
3FG Att.....30 @ DAL 6/1  
3FG Percentage.....58.8% vs. WAS 6/24  
Free Throws Made.....19 @ WAS 6/10  
Free Throws Att.....28 @ WAS 6/10  
FT Percentage.....100% vs. SEA 7/4

Offensive Rebounds...14 vs. PHO 6/17  
Defensive Rebounds....35 vs. ATL 8/17  
Total Rebounds.....41 vs. ATL 8/17  
Assists.....29 vs. ATL 8/17  
Steals.....17 vs. NYL 6/20  
Turnovers.....19 @ CHI 5/30, 19 vs. ATL 8/19  
Blocked Shots.....10 @ DAL 6/1  
Personal Fouls.....25 vs. PHO 6/18

### OPPONENT HIGHS

Points, Game.....99 vs. LVA 6/30  
Points, First Half.....56 vs. LVA 6/30, 56 vs. WAS 8/24  
Points, Second Half.....50 vs. DAL 5/14  
Points, 1Q.....29 vs. MIN 7/11  
Points, 2Q.....31 @ LVA 5/21  
Points, 3Q.....27 vs. NYL 8/22  
Points, 4Q.....28 vs. SEA 7/4  
Points, Overtime..... 6 @ CHI 5/20, vs. ATL 8/17

Field Goals Made.....37 vs. LVA 6/30  
Field Goals Att.....88 vs. ATL 8/17  
Field Goal Percentage....55.9% vs. MIN 7/11  
3FG Made.....16 vs. NYL 8/22  
3FG Att.....35 vs. NYL 8/22  
3FG Percentage.....78.3% vs. LVA 7/2  
Free Throws Made.....27 @ LVA 5/21  
Free Throws Att.....32 @ LVA 5/21  
FT Percentage.....100% @ CHI 5/30

### LOS ANGELES SPARKS LOWS

-Points, Game.....57 @ MIN 9/2, 57 vs. CON 9/9  
-Points, First Half.....23 vs. WAS 8/24  
-Points, Second Half..... 16 @ MIN 9/2  
-Points, 1Q.....8 vs. CON 9/9  
-Points, 2Q.....7 @ DAL 6/1  
-Points, 3Q.....9 vs. CHI 6/5  
-Points, 4Q.....4 @ MIN 9/2  
-Points, Overtime..... 9 @ CHI 5/30

-Field Goals Made..... 19 @ MIN 9/2  
-Field Goals Att..... 53 @ CON 8/28  
-Field Goal Percentage.....31.1% @ MIN 9/2  
-3FG Made.....2 vs. CON 9/9  
-3FG Att..... 14 vs. PHO 6/18, 14 vs. ATL 8/19  
-3FG Percentage..... 15.8% vs. CHI 6/5  
-Free Throws Made.....4 vs. PHO 6/16  
-Free Throws Att..... 6 vs. PHO 6/16  
-FT Percentage..... 50.0% vs. NYL 6/20

-Offensive Rebounds.....0 vs. WAS 6/24  
-Defensive Rebounds..... 14 vs. CON 9/9  
-Total Rebounds..... 18 @ CON 8/28  
-Assists..... 8 vs. SEA 7/7  
-Steals..... 3 vs. IND 8/15  
-Turnovers..... 5 vs. PHO 6/16  
-Blocked Shots.... 2 vs. NYL 6/20, 2 vs. ATL 8/19  
-Personal Fouls..... 13 vs. LVA 6/30

### OPPONENT LOWS

-Points, Game.....63 vs. CHI 6/5  
-Points, First Half....25 vs. IND 6/3, 25 @ IND 8/31  
-Points, Second Half.....22 vs. WAS 8/24  
-Points, 1Q.....9 vs. ATL 8/19  
-Points, 2Q.....11 vs. IND 6/3  
-Points, 3Q.....8 @ MIN 6/12  
-Points, 4Q.....7 vs. WAS 8/24  
-Points, Overtime..... 6 @ CHI 5/20, vs. ATL 8/17

-Field Goals Made..... 12 @ CHI 5/30  
-Field Goals Att..... 12 @ CHI 5/30  
-Field Goal Percentage.....33.3% vs. IND 8/15  
-3FG Made..... 2 vs. LVA 7/2  
-3FG Att.....11 vs. LVA 7/2  
-3FG Percentage..... 22.2% vs. IND 8/15  
-Free Throws Made..... 4 vs. ATL 8/19  
-Free Throws Att.....7 vs. ATL 8/19  
-FT Percentage.....38.9% vs. ATL 8/17

# 2021 TEAM BOX SCORE

Date	Opponent	MINS	FG-A	PCT	3PM-A	PCT	FTM-A	PCT	OFF	DEF	TOT	AST	STL	BLK	TO	PF	PTS
5/14	vs DAL	40:00	28-78	.359	7-27	.259	8-14	.571	6	19	25	15	12	3	15	17	71
5/21	@ LVA	40:00	27-74	.365	5-17	.294	10-15	.667	5	23	28	18	8	1	11	24	69
5/28	@CHI	40:00	26-66	.394	9-19	.474	15-18	.833	9	21	30	17	13	3	20	18	76
5/30	@CHI	45:00	30-73	.411	8-18	.444	14-18	.778	8	25	33	20	11	8	20	19	82
6/1	@DAL	40:00	24-64	.375	10-30	.333	11-12	.917	4	20	24	11	5	10	12	19	69
6/3	vs IND	40:00	37-66	.561	14-28	.500	10-11	.909	2	25	27	14	9	4	8	18	98
6/5	vs CHI	40:00	25-68	.368	3-19	15.8	15-21	.714	9	29	38	13	4	6	11	20	68
6/10	@WAS	40:00	22-67	.328	8-23	.348	19-28	.679	9	22	31	13	6	4	11	19	71
6/12	@MIN	40:00	23-70	.329	8-23	.348	10-12	.833	9	18	27	15	9	5	13	18	64
6/16	vs PHO	40:00	36-80	.450	9-28	.321	4-6	.667	14	21	35	17	3	6	5	23	85
6/18	vs PHO	40:00	25-55	.455	5-16	.313	25-31	.806	4	29	33	13	8	3	12	19	80
6/20	vs NYL	40:00	31-68	.456	6-24	.250	5-10	.500	8	19	27	16	17	2	18	19	73
6/24	vs WAS	40:00	33-64	.516	10-17	.588	13-15	.867	0	22	22	16	8	6	12	18	89
6/26	@PHO	40:00	31-74	.419	6-20	.300	11-15	.733	5	26	31	14	7	3	9	24	79
6/30	vs LVA	40:00	28-82	.341	7-24	.292	12-17	.706	10	29	39	12	9	3	11	13	75
7/2	vs LVA	40:00	22-62	.355	6-21	.286	8-10	.800	5	28	33	12	5	6	13	20	58
7/4	vs SEA	40:00	25-65	.385	7-18	.389	17-17	1.000	7	23	30	18	5	5	12	18	74
7/7	@SEA	40:00	21-59	.356	4-19	.211	16-20	.800	7	21	28	8	11	5	17	19	62
7/11	vs MIN	40:00	22-60	.367	4-15	.267	13-17	.765	6	18	24	14	12	4	15	16	61
8/15	vs IND	40:00	29-66	.439	7-20	.350	10-14	.714	7	30	37	17	3	6	15	24	75
8/17	vs ATL	45:00	36-80	.450	5-22	.227	8-10	.800	6	35	41	29	9	5	15	18	85
8/19	vs ATL	40:00	25-56	.446	5-14	.357	11-17	.647	8	24	32	16	6	2	19	15	66
8/22	@NYL	40:00	32-68	.471	8-23	.348	14-19	.737	5	22	27	22	11	6	10	23	86
8/24	@WAS	40:00	25-70	.357	5-22	.227	13-15	.867	8	27	35	11	9	6	12	17	68
8/26	@CON	40:00	27-57	.474	5-16	.312	13-14	.929	3	20	23	20	7	4	15	24	72
8/28	@CON	40:00	20-53	.377	8-21	.381	13-18	.722	3	15	18	12	10	3	14	21	61
8/31	@IND	40:00	28-59	.475	6-17	.353	10-15	.667	3	17	20	21	7	1	11	17	72
9/2	@MIN	40:00	19-61	.311	6-19	.316	13-17	.765	3	26	29	12	9	6	12	16	57
9/9	vs CON	40:00	23-55	.418	2-10	.200	9-11	.818	5	14	19	13	10	4	17	22	57
9/12	vs SEA																
9/16	@ATL																
9/19	@DAL																
Total	—	5850	778-1925	.404	192-588	.327	341-448	.761	179	662	841	446	243	129	380	564	2089

# 2021 TEAM AVERAGES

	G	MPG	PPG	RPG	APG	SPG	BPG	FG%	3FG%	FT%	TO	PF
Sparks	29	40.3	72.0	29.0	15.4	8.4	4.4	40.4	32.6	76.1	13.9	19.4
Opponent	29	40.3	77.9	39.2	16.9	7.1	4.1	42.1	34.7	82.6	18.5	18.3




#1	AMANDA ZAHUI B.	CENTER	6-5	9/8/93	MINNESOTA	7TH SEASON
----	-----------------	--------	-----	--------	-----------	------------

2021 Regular Season Averages:

G-GS	PPG	RPG	APG	SPG	BPG	MPG	FG%	3FG%	FT%
27-24	9.6	5.1	1.0	0.7	1.3	23.9	42.5	27.5	76.7

	2021 Season Highs	Career Highs	Playoff Career Highs
PTS	22, vs LVA 6/30/21	37, @ LAS 6/15/19	2, vs PHO 9/24/16
REB	12, vs LVA 7/2/21	21, @ LVA 8/29/20	2, two times
AST	4, vs ATL 8/17/21	5, two times	—
STL	2, @ CHI 5/28/21	4, vs. MIN 8/5/20	—
BLK	4, vs CHI 6/5/21	6, vs. LAS 6/4/19	1, @ PHO 9/17/15
FGM	9, vs LVA 6/30/21	13, @ LAS 6/15/19	1, vs PHO 9/24/16
3FGM	3, vs PHO 6/16/21	7, @ LAS 6/15/19	—
FTM	4, three times	6, two times	—
MINS	36:20, @ MIN 6/12/21	36:20, @ MIN 6/12/21	6, vs PHO 9/24/16



GAME BY GAME STATS

Date	Opponent	MINS	FG-A	PCI	3PM-A	PCI	FTM-A	PCI	QFF	DEF	TOI	AST	STL	BLK	TO	PF	PTS
5/14	vs DAL	DNP - Back	—	—	—	—	—	—	—	—	—	—	—	—	—	—	—
5/21	@ LVA	DNP - Back	—	—	—	—	—	—	—	—	—	—	—	—	—	—	—
5/28	@CHI	16:24	3-5	.600	2-3	.667	0-0	—	0	2	2	0	2	1	4	3	8
5/30	@CHI	34:59	7-8	.875	2-3	.667	1-1	1.000	0	8	8	0	1	3	3	3	17
6/1	@DAL	21:28	4-9	.444	2-6	.333	0-0	—	1	2	3	2	1	1	3	2	10
6/3	vs IND	24:16	3-9	.333	1-7	.143	0-0	—	0	7	7	2	0	1	1	2	7
6/5	vs CHI	30:53	6-14	.429	0-5	.000	1-2	.500	2	8	10	2	1	4	1	4	13
6/10	@WAS	15:52	3-6	.500	1-2	.500	2-2	1.000	0	4	4	0	0	1	3	3	9
6/12	@MIN	36:20	5-14	.357	2-8	.250	3-4	.750	2	6	8	0	1	1	0	5	15
6/16	vs PHO	34:35	6-19	.316	3-11	.273	0-0	—	0	7	7	0	0	2	0	4	15
6/18	vs PHO	18:59	2-6	.333	1-4	.250	0-0	—	0	6	6	1	1	0	1	6	5
6/20	vs NYL	11:24	2-4	.500	0-1	.000	0-0	—	0	2	2	0	1	0	2	3	4
6/24	vs WAS	34:23	6-13	.462	3-6	.500	2-2	1.000	0	5	5	1	1	3	1	3	17
6/26	@PHO	33:07	4-10	.400	2-4	.500	0-0	—	0	4	4	1	0	0	2	1	10
6/30	vs LVA	29:30	9-20	.450	2-6	.333	2-2	1.000	4	5	9	2	1	2	3	3	22
7/2	vs LVA	30:47	6-16	.375	2-6	.333	0-0	—	4	8	12	0	0	1	1	5	14
7/4	vs SEA	21:08	4-5	.800	0-0	—	0-0	—	1	3	4	3	1	3	2	5	8
7/7	@SEA	29:53	2-6	.333	1-4	.250	4-4	1.000	2	7	9	1	1	2	4	1	9
7/11	vs MIN	20:11	3-7	.429	1-3	.333	3-4	.750	0	1	1	3	1	0	2	3	10
8/15	vs IND	22:50	4-8	.500	1-3	.333	4-6	.667	1	8	9	1	0	3	3	5	13
8/17	vs ATL	24:18	7-13	.538	0-3	.000	0-0	—	1	6	7	4	0	2	2	4	14
8/19	vs ATL	29:17	3-11	.273	0-3	.000	4-4	1.000	1	4	5	1	0	1	4	3	10
8/22	@NYL	20:03	3-6	.500	0-2	.000	2-2	1.000	0	3	3	2	0	1	1	2	8
8/24	@WAS	14:38	2-4	.500	0-1	.000	0-0	—	0	3	3	0	0	0	2	3	4
8/26	@CON	10:16	0-2	.000	0-2	.000	1-2	.500	0	2	2	0	0	0	1	3	1
8/28	@CON	22:36	2-5	.400	2-4	.500	0-0	—	0	1	1	1	2	1	3	4	6
8/31	@IND	24:19	0-3	.000	0-2	.000	1-4	.250	0	2	2	0	1	1	0	5	1
9/2	@MIN	17:42	1-4	.250	0-1	.000	1-2	.500	1	3	4	0	0	0	1	3	3
9/9	vs CON	16:01	2-5	.400	0-2	.000	2-2	1.00	0	2	2	1	1	1	2	4	6
9/12	vs SEA																
9/16	@ATL																
9/19	@DAL																
Total	—	647:52	99-232	.427	28-102	.275	33-43	.767	20	119	139	27	17	35	52	92	259

#2	TE'A COOPER	GUARD	5-8	4/16/97	BAYLOR	2ND SEASON
----	-------------	-------	-----	---------	--------	------------

2021 Regular Season Averages:

G-GS	PPG	RPG	APG	SPG	BPG	MPG	FG%	3FG%	FT%
28-11	8.0	1.8	1.2	0.9	0.2	21.0	34.9	30.6	77.9

	2021 Season Highs	Career Highs	Playoff Career Highs
PTS	26, vs WASH 6/24/21	26, vs WASH 6/24/21	3, vs CON 9/17/20
REB	6, vs LVA 6/30/21	6, @CON 8/28/20	—
AST	4, two times	4, two times	2, vs CON 9/17/20
STL	2, five times	2, five times	1, vs CON 9/17/20
BLK	2, @ MIN 6/12/21	2, @ MIN 6/12/21	—
FGM	10, vs WASH 6/24/21	10, vs WASH 6/24/21	1, vs CON 9/17/20
3FGM	2, four times	3, @NYL 9/8/20	1, vs CON 9/17/20
FTM	6, vs LVA 6/30/21	6, vs LVA 6/30/21	—
MINS	33:57, vs LVA 7/2/21	33:57, vs LVA 7/2/21	20, vs CON 9/17/20



GAME BY GAME STATS

Date	Opponent	MINS	FG-A	PCT	3PM-A	PCT	FTM-A	PCI	QFF	DEF	TOT	AST	STL	BLK	TO	PF	PTS
5/14	vs DAL	17:30	1-10	.100	1-3	.333	1-2	.500	0	2	2	1	2	0	1	2	4
5/21	@ LVA	21:13	2-5	.400	2-3	.667	2-2	1.000	0	1	1	1	1	0	2	3	8
5/28	@CHI	13:40	2-9	.222	0-3	.000	1-2	.500	0	0	0	0	0	0	1	4	5
5/30	@CHI	10:10	0-6	.000	0-0	—	0-0	—	0	3	3	1	1	0	3	0	0
6/1	@DAL	32:50	4-12	.333	0-3	.000	4-4	1.000	0	3	3	4	1	0	0	3	12
6/3	vs IND	17:09	5-8	.625	1-2	.500	4-5	.800	0	1	1	0	0	0	1	3	15
6/5	vs CHI	32:25	4-9	.444	1-4	.250	4-6	.667	0	2	2	0	0	0	2	3	13
6/10	@WAS	21:33	3-14	.214	0-2	.000	5-6	.833	1	2	3	2	2	1	2	2	11
6/12	@MIN	31:24	6-10	.600	2-3	.667	3-3	1.000	0	1	1	2	2	2	4	2	17
6/16	vs PHO	—	—	—	—	—	—	—	—	—	—	—	—	—	—	—	—
6/18	vs PHO	13:42	0-3	.000	0-1	.000	0-0	—	0	2	2	1	1	0	1	1	0
6/20	vs NYL	14:56	1-3	.333	0-0	—	1-2	.500	0	1	1	1	0	0	1	1	3
6/24	vs WAS	26:55	10-15	.667	1-1	.100	5-6	.833	0	3	3	4	2	0	0	2	26
6/26	@PHO	31:01	8-14	.571	2-4	.500	2-2	1.000	0	1	1	2	1	0	3	3	20
6/30	vs LVA	24:38	4-14	.286	1-3	.333	6-10	.600	2	4	6	3	0	0	2	2	15
7/2	vs LVA	33:57	5-11	.455	2-5	.400	0-0	—	0	4	4	1	2	0	3	3	12
7/4	vs SEA	16:54	1-5	.200	1-2	.500	0-0	—	0	1	1	1	0	0	3	0	3
7/7	@SEA	16:24	0-4	.000	0-1	.000	2-2	1.000	0	2	2	1	1	1	2	2	2
7/11	vs MIN	16:12	0-5	.000	0-1	.000	0-0	—	0	1	1	1	1	0	2	1	0
8/15	vs IND	15:29	4-5	.800	1-1	1.000	0-0	—	0	3	3	1	1	0	2	2	9
8/17	vs ATL	13:20	0-5	.000	0-3	.000	0-0	—	0	0	0	1	1	0	1	3	0
8/19	vs ATL	13:05	2-5	.400	0-1	.000	3-4	.750	0	0	0	2	0	0	1	2	7
8/22	@NYL	17:39	2-4	.500	1-1	1.000	2-3	.667	0	1	1	1	2	0	0	3	7
8/24	@WAS	19:03	1-7	.143	0-1	.000	2-2	1.000	0	0	0	1	1	0	2	2	4
8/26	@CON	7:57	1-3	.333	0-1	.000	0-0	.00	0	1	1	0	0	0	0	0	2
8/28	@CON	33:45	3-7	.429	2-5	.400	5-6	.833	0	1	1	1	0	0	4	3	13
8/31	@IND	21:37	4-7	.571	0-3	.000	1-1	1.00	0	4	4	0	1	0	4	1	9
9/2	@MIN	24:34	2-11	.182	1-3	.333	0-0	-	1	1	2	1	1	1	1	1	5
9/9	vs CON	29:00	1-7	.143	0-2	0.00	0-0	-	0	1	1	0	1	1	2	4	2
9/12	vs SEA																
9/16	@ATL																
9/19	@DAL																
Total	—	588:01	76-218	.349	19-62	.306	53-68	.779	4	46	50	34	25	6	50	58	224

#7	MARIA VADEEVA	CENTER	6-4	7/16/98	RUSSIA	3RD SEASON
----	---------------	--------	-----	---------	--------	------------

2019 Regular Season Averages:

G-GS	PPG	RPG	APG	SPG	BPG	MPG	FG%	3FG%	FT%
15-1	7.8	3.9	0.7	1.0	0.2	12.0	.490	.313	.769

	2019 Season Highs	Career Highs	Playoff Career Highs
PTS	24, @ LVA 5/26/19	24, @ LVA 5/26/19	2, two times
REB	8, two times	8, two times	4, vs CON 9/22/19
AST	3, two times	3, two times	2, vs SEA 9/15/19
STL	3, vs MIN 8/20/19	3, vs MIN 8/20/19	—
BLK	3, @ LVA 5/26/19	3, two times	1, three times
FGM	11, @ LVA 5/26/19	11, @ LVA 5/26/19	1, two times
3FGM	2, @ LVA 5/26/19	2, two times	—
FTM	4, vs SEA 8/4/19	4, vs SEA 8/4/19	—
MINs	24:12, @ LVA 5/26/19	24:12, @ LVA 5/26/19	13:30 vs CON 9/22/19



## GAME BY GAME STATS

[illegible]

#12NIA COFFEYFORWARD6-16/11/95NORTHWESTERN5TH SEASON

2021 Regular Season Averages:

G-GS	PPG	RPG	APG	SPG	BPG	MPG	FG%	3FG%	FT%
29-16	8.4	3.8	0.9	0.8	1.2	25.2	41.5	42.0	78.8

	2021 Season Highs	Career Highs	Playoff Career Highs
PTS	18, @ CT 8/26/21	23, vs SEA 5/27/18	—
REB	9, vs CHI 6/5/21	12, vs PHO 6/17/18	—
AST	3, vs CHI 6/5/21	6, @ CHI 6/3/18	—
STL	4, @ CHI 5/30/21	4, @CHI 5/30/21	—
BLK	6, @ DAL 6/1/21	6, @DAL 6/1/21	—
FGM	6, two times	8, vs SEA 5/27/18	—
3FGM	3, seven times	3, seven times	—
FTM	4, three times	7, two times	—
MINS	32:58, vs CHI 6/5/21	32:58, vs CHI 6/5/21	—



GAME BY GAME STATS

Date	Opponent	MINS	FG-A	PCT	3PM-A	PCT	FTM-A	PCT	OFF	DEF	TOT	AST	STL	BLK	TQ	PF	PTS
5/14	vs DAL	19:41	4-8	.500	2-4	.500	0-2	.000	2	2	4	1	1	2	4	2	10
5/21	@ LVA	20:43	3-7	.429	1-2	.500	1-2	.500	0	3	3	0	1	0	0	1	8
5/28	@CHI	16:59	3-5	.600	3-4	.750	0-0	—	1	4	5	1	1	1	0	1	9
5/30	@CHI	31:04	6-12	.500	3-5	.600	0-0	—	1	3	4	1	4	2	1	2	15
6/1	@DAL	28:28	3-8	.375	2-5	.400	0-0	—	1	5	6	1	1	6	1	4	8
6/3	vs IND	30:36	4-4	1.000	3-3	1.000	4-5	.800	0	1	1	1	0	2	0	4	13
6/5	vs CHI	32:25	4-11	.364	0-3	.000	2-2	1.000	1	8	9	3	3	2	0	2	10
6/10	@WAS	20:12	1-8	.125	0-3	.000	3-4	.750	2	2	4	0	0	0	0	2	5
6/12	@MIN	24:52	3-6	.500	2-4	.500	0-0	—	1	3	4	1	0	2	3	4	8
6/16	vs PHO	24:54	2-5	.400	0-3	.000	0-0	—	0	1	1	0	1	0	0	4	4
6/18	vs PHO	29:15	2-4	.500	1-1	1.000	0-0	—	1	2	3	1	1	0	2	3	5
6/20	vs NYL	32:12	6-13	.462	3-8	.375	0-0	—	0	3	3	1	0	2	4	2	15
6/24	vs WAS	31:19	1-4	.250	1-3	.333	0-0	—	0	1	1	1	1	1	2	2	3
6/26	@PHO	28:43	2-6	.333	2-4	.500	0-0	—	1	6	7	1	1	0	1	4	6
6/30	vs LVA	26:26	0-4	.000	0-3	.000	0-0	—	0	7	7	1	0	0	0	3	0
7/2	vs LVA	28:18	0-3	.000	0-1	.000	0-0	—	1	6	7	0	2	4	4	3	0
7/4	vs SEA	27:34	4-12	.333	3-6	.500	0-0	—	0	2	2	2	0	1	1	5	11
7/7	@SEA	30:39	2-11	.182	1-7	1.43	0-0	—	2	5	7	1	2	1	2	5	5
7/11	vs MIN	24:49	1-6	.167	1-4	.250	0-0	—	1	0	1	2	1	2	1	2	6
8/15	vs IND	18:36	3-6	.500	1-3	.333	2-3	.667	0	3	3	0	0	1	0	2	9
8/17	vs ATL	18:52	3-6	.500	2-3	.667	2-2	1.000	0	8	8	1	1	0	2	1	10
8/19	vs ATL	17:10	1-3	.333	1-2	.500	1-2	.500	0	3	3	0	0	0	0	1	4
8/22	@NYL	23:16	3-4	.750	1-2	.500	2-2	1.000	1	3	4	2	1	2	3	4	9
8/24	@WAS	20:30	4-9	.444	3-6	.500	4-4	1.000	0	4	4	0	1	1	2	2	15
8/26	@CON	20:00	6-11	.545	2-5	.400	4-4	1.000	1	0	1	0	0	2	2	5	18
8/28	@CON	25:56	4-8	.500	3-6	.500	1-2	.500	0	1	1	0	1	0	0	3	12
8/31	@IND	25:29	5-7	.714	3-4	.750	0-0	.000	0	1	1	1	0	0	0	3	13
9/2	@MIN	24:09	2-9	.222	1-5	.200	0-0	.000	0	3	3	1	0	1	1	1	5
9/9	vs CON	27:34	4-7	.571	2-3	.667	2-2	1.000	0	2	2	1	0	1	1	3	12
9/12	vs SEA																
9/16	@ATL																
9/19	@DAL																
Total	—	732:34	86-207	.415	47-112	.420	26-33	.788	17	92	109	25	24	36	37	80	245

#13CHINEY OGWUMIKEFORWARD/CENTER6-33/21/92STANFORD5TH SEASON

2021 Regular Season Averages:

G-GS	PPG	RPG	APG	SPG	BPG	MPG	FG%	3FG%	FT%
7-3	7.0	4.1	1.1	0.9	0.4	19.1	40.8	75.0	75.0

	2021 Season Highs	Career Highs	Playoff Career Highs
PTS	12, vs DAL 5/14/21	30, vs SEA 6/15/18	10, @CON 9/19/19
REB	8, @ WAS 8/24/21	17, vs NY 6/29/14	5, @CON 9/19/19
AST	2, three times	4, vs NY 6/14/19	2, vs SEA 9/15/19
STL	1, four times	4, two times	2, vs PHX 9/23/19
BLK	1, two times	7, vs DAL 7/20/16	2, @CON 9/17/19
FGM	5, vs DAL 5/14/21	13, vs SEA 6/15/18	14 @CON 9/19/19
3FGM	2, vs DAL 5/14/21	2, vs DAL 5/14/21	—
FTM	3, @ LVA 5/21/21	8, two times	—
MINS	30:40, @ LVA 5/21/21	40, two times	19, vs PHO 8/23/18



GAME BY GAME STATS


Date	Opponent	MINS	FG-A	PCT	3PM-A	PCT	FTM-A	PCT	OFF	DEF	TOT	AST	STL	BLK	TO	PF	PTS
5/14	vs DAL	27:11	5-11	.455	2-3	.667	0-0	—	1	5	6	2	1	0	1	4	12
5/21	@ LVA	30:40	4-10	.400	0-0	—	3-5	.600	3	2	5	2	1	0	2	5	11
5/28	@CHI	24:00	1-8	.125	0-0	—	2-2	1.000	2	4	6	2	0	1	3	4	4
5/30	@CHI	DNP - KNEE	—	—	—	—	—	—	—	—	—	—	—	—	—	—	—
6/1	@DAL	DNP - KNEE	—	—	—	—	—	—	—	—	—	—	—	—	—	—	—
6/3	vs IND	DNP - KNEE	—	—	—	—	—	—	—	—	—	—	—	—	—	—	—
6/5	vs CHI	DNP - KNEE	—	—	—	—	—	—	—	—	—	—	—	—	—	—	—
6/10	@WAS	DNP - KNEE	—	—	—	—	—	—	—	—	—	—	—	—	—	—	—
6/12	@MIN	DNP - KNEE	—	—	—	—	—	—	—	—	—	—	—	—	—	—	—
6/16	vs PHO	DNP - KNEE	—	—	—	—	—	—	—	—	—	—	—	—	—	—	—
6/18	vs PHO	DNP - KNEE	—	—	—	—	—	—	—	—	—	—	—	—	—	—	—
6/20	vs NYL	DNP - KNEE	—	—	—	—	—	—	—	—	—	—	—	—	—	—	—
6/24	vs WAS	DNP - KNEE	—	—	—	—	—	—	—	—	—	—	—	—	—	—	—
6/26	@PHO	DNP - KNEE	—	—	—	—	—	—	—	—	—	—	—	—	—	—	—
6/30	vs LVA	DNP - KNEE	—	—	—	—	—	—	—	—	—	—	—	—	—	—	—
7/2	vs LVA	DNP - KNEE	—	—	—	—	—	—	—	—	—	—	—	—	—	—	—
7/4	vs SEA	DNP - KNEE	—	—	—	—	—	—	—	—	—	—	—	—	—	—	—
7/7	@SEA	DNP - KNEE	—	—	—	—	—	—	—	—	—	—	—	—	—	—	—
7/11	vs MIN	DNP - KNEE	—	—	—	—	—	—	—	—	—	—	—	—	—	—	—
8/15	vs IND	DNP - KNEE	—	—	—	—	—	—	—	—	—	—	—	—	—	—	—
8/17	vs ATL	DNP - KNEE	—	—	—	—	—	—	—	—	—	—	—	—	—	—	—
8/19	vs ATL	DNP - KNEE	—	—	—	—	—	—	—	—	—	—	—	—	—	—	—
8/22	@NYL	9:16	3-4	.750	0-0	—	0-0	—	1	1	2	0	1	1	0	3	6
8/24	@WAS	18:56	4-9	.444	0-0	—	1-1	1.000	4	4	8	0	1	0	0	2	9
8/26	@CON	18:44	2-5	.400	1-1	1.000	0-0	0.00	0	2	2	2	1	1	0	3	5
8/28	@CON	DNP-KNEE	—	—	—	—	—	—	—	—	—	—	—	—	—	—	—
8/31	@IND	DNP-REST	—	—	—	—	—	—	—	—	—	—	—	—	—	—	—
9/2	@MIN	DNP - Rest	—	—	—	—	—	—	—	—	—	—	—	—	—	—	—
9/9	vs CON	5:48	1-2	.5000	0-0	-	0-0	-	0	0	0	1	1	0	0	2	2
9/12	vs SEA																
9/16	@ATL																
9/19	@DAL																
Total	—	134:03	20-49	.408	3-4	.750	6-8	.750	11	18	29	9	6	3	6	23	49



2021 Regular Season Averages:

G-GS	PPG	RPG	APG	SPG	BPG	MPG	FG%	3FG%	FT%
13-0	3.9	3.7	0.5	0.8	0.8	14.6	44.2	20.0	75.0

	2021 Season Highs	Career Highs	Playoff Career Highs
PTS	14, @ IND 8/31/21	14, @ IND 8/31/21	—
REB	8, vs LVA 7/2/21	8, vs LVA 7/2/21	—
AST	2, @ IND 8/31/21	4, vs CHI 8/31/20	—
STL	2, four times	2, four times	—
BLK	2, two times	2, two times	—
FGM	6, @ IND 8/31/21	6, @ IND 8/31/21	—
3FGM	—	1, four times	—
FTM	2, three times	2, eight times	—
MINS	23:07, vs MIN 7/11/21	20:55, vs LVA 7/2/21	—



GAME BY GAME STATS

Date	Opponent	MINS	FG-A	PGT	3PM-A	PGT	FTM-A	PGT	DEF	DEF	TOT	AST	STL	BLK	TO	PF	PTS
5/14	vs DAL	—	—	—	—	—	—	—	—	—	—	—	—	—	—	—	—
5/21	@ LVA	—	—	—	—	—	—	—	—	—	—	—	—	—	—	—	—
5/28	@CHI	—	—	—	—	—	—	—	—	—	—	—	—	—	—	—	—
5/30	@CHI	—	—	—	—	—	—	—	—	—	—	—	—	—	—	—	—
6/1	@DAL	—	—	—	—	—	—	—	—	—	—	—	—	—	—	—	—
6/3	vs IND	—	—	—	—	—	—	—	—	—	—	—	—	—	—	—	—
6/5	vs CHI	—	—	—	—	—	—	—	—	—	—	—	—	—	—	—	—
6/10	@WAS	—	—	—	—	—	—	—	—	—	—	—	—	—	—	—	—
6/12	@MIN	—	—	—	—	—	—	—	—	—	—	—	—	—	—	—	—
6/16	vs PHO	—	—	—	—	—	—	—	—	—	—	—	—	—	—	—	—
6/18	vs PHO	—	—	—	—	—	—	—	—	—	—	—	—	—	—	—	—
6/20	vs NYL	—	—	—	—	—	—	—	—	—	—	—	—	—	—	—	—
6/24	vs WAS	—	—	—	—	—	—	—	—	—	—	—	—	—	—	—	—
6/26	@PHO	—	—	—	—	—	—	—	—	—	—	—	—	—	—	—	—
6/30	vs LVA	18:47	1-3	.333	0-0	—	2-2	1.000	1	4	5	1	2	1	0	1	4
7/2	vs LVA	20:55	2-7	.286	0-1	.000	1-2	.500	0	4	4	1	0	1	0	5	5
7/4	vs SEA	14:19	1-2	.500	0-0	—	2-2	1.000	0	2	2	1	0	0	1	1	4
7/7	@SEA	11:16	1-3	.333	0-0	—	0-0	—	1	0	1	0	2	1	0	1	2
7/11	vs MIN	23:07	1-3	.333	0-1	.000	0-0	—	1	7	8	0	2	1	1	3	2
8/15	vs IND	13:23	0-4	.000	0-0	—	0-0	—	1	2	3	0	0	0	1	2	0
8/17	vs ATL	14:13	2-3	.667	0-0	—	0-0	—	2	4	6	1	1	2	2	2	4
8/19	vs ATL	6:03	1-1	1.000	0-0	—	0-2	.000	1	0	1	0	0	1	0	0	2
8/22	@NYL	DNP - CD	—	—	—	—	—	—	—	—	—	—	—	—	—	—	—
8/24	@WAS	10:00	0-2	.000	0-2	.000	0-0	—	1	2	3	1	0	2	0	0	0
8/26	@CON	DNP-CD	—	—	—	—	—	—	—	—	—	—	—	—	—	—	—
8/28	@CON	10:08	0-2	.000	0-0	—	2-2	1.00	1	3	4	0	1	1	1	1	2
8/31	@IND	15:41	6-7	.857	0-0	—	2-2	1.000	0	2	2	2	2	0	0	0	14
9/2	@MIN	17:29	2-3	.667	1-1	1.000	0-0	—	0	6	6	0	0	1	0	2	5
9/9	vs CON	14:07	2-3	.667	0-0	—	3-4	.750	1	2	3	0	0	0	1	0	7
9/12	vs SEA																
9/16	@ATL																
9/19	@DAL																
Total	—	190:03	19-43	.442	1-5	.200	12-16	.750	10	38	48	7	10	11	7	18	51

#15	BRITTNEY SYKES	GUARD	5-9	2/7/94	SYRACUSE	5TH SEASON
-----	----------------	-------	-----	--------	----------	------------

2021 Regular Season Averages:

G-GS	PPG	RPG	APG	SPG	BPG	MPG	FG%	3FG%	FT%
29-17	9.0	4.4	2.2	1.8	0.5	28.7	40.1	18.8	75.0

	2021 Season Highs	Career Highs	Playoff Career Highs
PTS	19, vs SEA 7/4/21	33, vs PHO 9/3/17	17, @WAS 8/31/18
REB	10, vs SEA 7/4/21	13, vs PHO 7/25/17	6, vs WAS 8/28/18
AST	5, two times	7, vs IND 7/1/18	3, vs WAS 9/4/18
STL	7, vs NYL 6/20/21	7, vs NYL 6/20/21	2, two times
BLK	2, two times	3, three times	1, vs WAS 8/28/18
FGM	8, vs ATL 8/17/21	12, vs PHO 9/3/17	6, three times
3FGM	2, @ CHI 5/30/21	4, two times	3, two times
FTM	7, vs SEA 7/4/21	12, vs WAS 7/19/17	2, two times
MINS	40:20, vs ATL 8/17/21	40:20, vs ATL 8/17/21	28, @WAS 9/2/18



GAME BY GAME STATS

Date	Opponent	MINS	FG-A	PCI	3PM-A	PCI	FTM-A	PCI	QFF	DEF	TOI	AST	STL	BLK	IQ	PF	PTS
5/14	vs DAL	26:34	2-7	.286	0-4	.000	2-4	.500	0	2	2	3	2	1	1	0	6
5/21	@ LVA	22:33	1-7	.143	0-5	.000	0-0	—	0	2	2	2	0	0	0	1	2
5/28	@CHI	28:22	4-11	.364	1-3	.333	2-2	1.000	2	3	5	3	5	0	3	3	11
5/30	@CHI	25:59	2-6	.333	2-3	.667	0-0	—	2	1	3	2	1	2	2	4	6
6/1	@DAL	25:13	1-6	.167	0-2	.000	4-4	1.000	0	4	4	1	0	1	2	3	6
6/3	vs IND	26:17	4-9	.444	0-1	.000	0-0	—	1	5	6	2	3	0	1	2	8
6/5	vs CHI	20:20	0-3	.000	0-0	—	1-2	.500	0	4	4	2	0	0	0	3	1
6/10	@WAS	21:26	3-8	.375	0-1	.000	4-6	.667	1	2	3	1	0	1	0	1	10
6/12	@MIN	24:36	1-7	.143	0-0	—	0-0	—	2	4	6	4	3	0	0	2	2
6/16	vs PHO	23:24	6-10	.600	0-0	—	2-3	.667	5	4	9	1	1	1	2	2	14
6/18	vs PHO	22:04	5-8	.625	0-0	—	4-5	.800	1	4	5	0	1	0	0	4	14
6/20	vs NYL	30:30	5-10	.500	0-1	.000	0-1	.000	2	2	4	0	7	0	1	2	10
6/24	vs WAS	27:16	5-8	.625	0-0	—	4-4	1.000	0	3	3	2	1	2	1	3	14
6/26	@PHO	31:55	5-13	.385	0-1	.000	1-3	.333	1	5	6	4	3	1	1	3	11
6/30	vs LVA	25:14	5-13	.385	0-1	.000	1-1	1.000	3	3	6	1	1	0	0	0	11
7/2	vs LVA	38:18	2-7	.286	0-1	.000	2-2	1.000	0	1	1	3	0	0	2	2	6
7/4	vs SEA	36:50	6-13	.462	0-0	—	7-7	1.000	1	9	10	5	2	0	1	1	19
7/7	@SEA	20:20	4-7	.571	0-0	—	0-0	—	0	0	0	0	2	0	2	4	8
7/11	vs MIN	30:10	5-11	.455	0-1	.000	4-7	.571	1	0	1	0	0	0	1	2	14
8/15	vs IND	28:50	6-11	.545	1-2	.500	3-3	1.000	3	4	7	2	0	0	0	4	16
8/17	vs ATL	40:20	8-17	.471	0-3	.000	1-2	.500	2	2	4	5	2	0	2	3	17
8/19	vs ATL	33:15	3-5	.600	0-0	—	3-4	.750	2	6	8	1	2	0	2	1	9
8/22	@NYL	29:58	2-6	.333	0-0	—	3-4	.750	0	6	6	3	3	1	1	4	7
8/24	@WAS	25:25	4-8	.500	0-1	.000	0-0	—	0	4	4	3	2	2	1	1	8
8/26	@CON	34:12	4-7	.571	0-1	.000	3-3	1.00	0	7	7	3	2	0	2	1	11
8/28	@CON	31:18	2-12	.167	0-1	.00	0-0	-	1	3	4	2	5	1	2	5	4
8/31	@IND	33:06	2-8	.250	2-3	.667	0-2	.000	2	3	5	4	1	0	1	1	6
9/2	@MIN	37:46	1-4	.250	0-0	-	3-3	1.000	1	1	2	2	2	1	5	5	5
9/9	vs CON	29:35	3-10	.3000	0-1	-	0-0	-	1	0	1	3	2	1	2	2	6
9/12	vs SEA																
9/16	@ATL																
9/19	@DAL																
Total	—	831:06	101-252	.401	6-32	.188	54-72	.750	34	94	128	64	53	15	38	69	262

#17	ERICA WHEELER	GUARD	5-7	5/2/91	RUTGERS	6TH SEASON
-----	---------------	-------	-----	--------	---------	------------

2021 Regular Season Averages:

G-GS	PPG	RPG	APG	SPG	BPG	MPG	FG%	3FG%	FT%
29-29	13.4	3.2	4.7	1.4	0.3	30.1	40.8	35.8	82.8

	2021 Season Highs	Career Highs	Playoff Career Highs
PTS	22, two times	33, @NYL 8/8/17	10, vs PHO 9/21/16
REB	6, vs NYL 6/20/21	7, three times	3, vs PHO 9/21/16
AST	10, two times	10, two times	3, vs PHO 9/21/16
STL	3, three times	5, vs ATL 7/31/19	—
BLK	2, vs PHO 6/16/21	2, two times	—
FGM	9, two times	12, @NYL 8/8/17	3, vs PHO 9/21/16
3FGM	3, three times	7, @NYL 8/8/17	2, vs PHO 9/21/16
FTM	7, two times	9, vs PHO 6/7/17	2, vs PHO 9/21/16
MINS	37:40, @ NYL 8/22/21	42, vs PHO 6/7/17	25, vs PHO 9/21/16



### GAME BY GAME STATS

Date	Opponent	MINS	FG-A	PCI	3PM-A	PCI	FTM-A	PCI	QFF	DEF	TOI	AST	STL	BLK	IQ	PF	PTS
5/14	vs DAL	19:25	2-8	.250	0-3	.000	0-0	—	0	2	2	2	0	0	3	4	4
5/21	@ LVA	19:14	3-6	.500	0-1	.000	0-0	—	0	3	3	1	2	0	2	3	6
5/28	@CHI	25:44	3-5	.500	1-1	1.000	6-7	.857	0	0	0	6	3	0	2	0	13
5/30	@CHI	34:50	6-19	.316	0-1	.000	5-6	.833	0	0	0	7	3	0	5	4	17
6/1	@DAL	22:08	2-12	.167	1-5	.200	0-0	—	0	2	2	0	1	0	2	2	5
6/3	vs IND	24:10	5-9	.556	3-4	.750	1-1	1.000	0	1	1	5	2	0	2	3	14
6/5	vs CHI	34:25	7-13	.538	1-3	.333	7-7	1.000	1	4	5	5	0	0	3	2	22
6/10	@WAS	25:40	3-10	.300	2-4	.500	0-0	-	0	3	3	4	1	0	1	1	8
6/12	@MIN	21:48	3-9	.333	0-0	—	3-4	.750	1	1	2	2	0	0	1	0	9
6/16	vs PHO	30:41	8-17	.471	1-2	.500	1-1	1.000	2	3	5	10	0	2	1	4	18
6/18	vs PHO	29:25	5-14	.357	0-3	.000	7-9	.778	2	3	5	2	0	0	3	3	17
6/20	vs NYL	31:13	9-15	.600	0-1	.000	2-3	.667	1	5	6	10	3	0	4	3	20
6/24	vs WAS	27:54	3-12	.250	1-2	.500	2-2	1.000	0	4	4	3	1	0	2	2	9
6/26	@PHO	32:09	9-19	.474	0-4	.000	3-4	.750	0	3	3	4	2	1	1	5	21
6/30	vs LVA	29:38	5-13	.385	3-5	.600	0-0	—	0	1	1	3	1	0	3	0	13
7/2	vs LVA	34:12	6-14	.429	2-6	.333	1-2	.500	0	4	4	5	1	0	3	1	15
7/4	vs SEA	35:08	6-17	.353	1-3	.333	6-6	1.000	1	3	4	5	2	0	2	3	19
7/7	@SEA	32:56	8-13	.615	1-1	1.000	5-5	1.000	1	0	1	3	1	0	3	3	22
7/11	vs MIN	23:48	6-14	.429	0-1	.000	2-2	1.000	1	2	3	6	2	0	3	2	14
8/15	vs IND	32:55	4-7	.571	3-5	.600	1-2	.500	1	2	3	6	1	0	4	3	12
8/17	vs ATL	37:38	6-14	.429	2-2	1.000	2-2	1.000	0	5	5	5	1	1	3	1	16
8/19	vs ATL	32:26	3-12	.250	1-2	.500	0-0	—	2	2	4	3	1	0	3	5	7
8/22	@NYL	37:40	7-15	.467	1-4	.250	2-4	.500	0	4	4	5	1	1	2	4	17
8/24	@WAS	25:32	2-7	.286	1-3	.333	2-3	.667	1	2	3	2	2	1	2	3	7
8/26	@CON	33:55	5-13	.385	0-1	.000	3-3	1.000	1	5	6	9	2	0	2	5	13
8/28	@CON	36:25	5-11	.454	1-3	.333	4-5	.800	1	5	6	7	1	0	4	1	15
8/31	@IND	35:03	3-11	.273	1-4	.250	3-3	1.000	0	4	4	7	1	0	4	4	10
9/2	@MIN	36:04	5-15	.333	2-5	.400	4-6	.667	0	2	2	7	2	2	4	3	16
9/9	vs CON	30:46	5-8	.625	0-1	.000	0-0	-	0	1	1	3	3	0	5	3	10
9/12	vs SEA																
9/16	@ATL																
9/19	@DAL																
Total	—	873:05	144-353	.408	29-80	.363	72-87	.828	16	76	92	137	40	8	79	77	389

#20	KRISTI TOLIVER	GUARD	5-7	1/27/87	MARYLAND	12TH SEASON
-----	----------------	-------	-----	---------	----------	-------------

2021 Regular Season Averages:

G-GS	PPG	RPG	APG	SPG	BPG	MPG	FG%	3FG%	FT%
19-19	9.4	1.4	2.9	0.7	0.0	27.6	41.4	33.7	84.2

	2021 Season Highs	Career Highs	Playoff Career Highs
PTS	22, vs IND 6/3/21	43, vs TUL 7/3/15	32, @NYL 9/10/17
REB	4, two times	9, @CON 8/6/13	6, vs PHO 9/23/13
AST	6, vs IND 8/15/21	11, vs IND 8/8/19	10, @CON 10/6/19
STL	3, vs PHO 6/18/21	4, three times	5, @CHI 10/4/16
BLK	—	2, four times	1, four times
FGM	8, vs IND 6/3/21	15, vs TUL 7/3/15	10, @NYL 9/10/17
3FGM	4, @DAL 6/1/21	7, three times	9, @NYL 9/10/17
FTM	3, two times	14, vs TUL 6/20/12	10, vs SAS 9/27/12
MINS	38:40, vs ATL 8/17/21	44, vs TUL 6/8/13	40, 8/31/18



GAME BY GAME STATS

Date	Opponent	MINS	FG-A	PGT	3PM-A	PGT	FTM-A	PGT	QFF	DEE	TOT	AST	STL	BLK	TO	PF	PTS
5/14	vs DAL	24:11	4-6	.667	2-4	.500	1-2	.500	0	0	0	2	1	0	3	1	11
5/21	@ LVA	18:14	3-6	.500	1-3	.333	2-2	1.000	0	2	2	5	0	0	2	4	9
5/28	@CHI	22:00	1-1	1.000	0-0	—	3-3	1.000	0	1	1	1	0	0	1	1	5
5/30	@CHI	27:17	0-3	.000	0-2	.000	0-0	—	0	1	1	5	1	0	1	1	0
6/1	@DAL	26:23	5-6	.833	4-5	.800	0-0	—	0	0	0	2	1	0	2	4	14
6/3	vs IND	27:41	8-12	.667	3-7	.429	3-3	1.000	0	2	2	0	0	0	2	2	22
6/5	vs CHI	29:12	2-8	.250	1-2	.500	0-0	—	2	0	2	2	0	0	2	4	5
6/10	@WAS	24:01	1-4	.250	1-3	.333	0-0	-	0	2	2	3	0	0	1	1	3
6/12	@MIN	33:06	5-18	.278	2-6	.333	1-1	1.000	0	0	0	5	1	0	3	3	13
6/16	vs PHO	29:20	7-14	.500	2-6	.333	1-1	1.000	2	0	2	0	0	0	0	3	17
6/18	vs PHO	28:35	3-10	.300	0-2	.000	2-2	1.000	0	1	1	2	3	0	1	1	8
6/20	vs NYL	35:01	6-17	.353	3-12	.250	0-0	—	2	2	4	2	1	0	3	3	15
6/24	vs WAS	23:57	2-4	.500	1-2	.500	0-1	.000	0	1	1	3	1	0	4	0	5
6/26	@PHO	DNP - EYE	—	—	—	—	—	—	—	—	—	—	—	—	—	—	—
6/30	vs LVA	DNP - EYE	—	—	—	—	—	—	—	—	—	—	—	—	—	—	—
7/2	vs LVA	DNP - EYE	—	—	—	—	—	—	—	—	—	—	—	—	—	—	—
7/4	vs SEA	DNP - EYE	—	—	—	—	—	—	—	—	—	—	—	—	—	—	—
7/7	@SEA	DNP - EYE	—	—	—	—	—	—	—	—	—	—	—	—	—	—	—
7/11	vs MIN	DNP - EYE	—	—	—	—	—	—	—	—	—	—	—	—	—	—	—
8/15	vs IND	28:02	2-9	.222	0-4	.000	0-0	—	0	0	0	6	1	0	0	3	4
8/17	vs ATL	38:40	4-15	.267	1-8	.125	2-2	1.000	1	1	2	3	2	0	1	1	11
8/19	vs ATL	32:34	4-5	.800	2-3	.667	0-0	—	0	4	4	5	0	0	3	3	10
8/22	@NYL	27:39	6-15	.400	3-8	.375	1-2	.500	1	1	2	3	0	0	0	0	16
8/24	@WAS	22:50	3-7	.429	1-5	.200	0-0	—	1	1	2	3	1	0	0	1	7
8/26	@CON	25:52	1-2	.500	1-1	1.00	0-0	-	0	0	0	2	1	0	3	0	3
8/28	@CON	DNP - Hand	—	—	—	—	—	—	—	—	—	—	—	—	—	—	—
8/31	@IND	DNP - Hand	—	—	—	—	—	—	—	—	—	—	—	—	—	—	—
9/2	@MIN	DNP - Hand	—	—	—	—	—	—	—	—	—	—	—	—	—	—	—
9/9	vs CON	DNP - Hand	—	—	—	—	—	—	—	—	—	—	—	—	—	—	—
9/12	vs SEA																
9/16	@ATL																
9/19	@DAL																
Total	—	525:45	67-162	.414	28-83	.337	16-19	.842	9	19	28	54	14	0	32	36	178

#22	ARELLA GUIRANTES	GUARD	5-11	10/15/97	RUTGERS	1ST SEASON
-----	------------------	-------	------	----------	---------	------------

2021 Regular Season Averages:

G-GS	PPG	RPG	APG	SPG	BPG	MPG	FG%	3FG%	FT%
22-2	3.1	1.3	0.5	0.3	0.2	11.4	27.1	21.7	78.3

	2021 Season Highs	Career Highs	Playoff Career Highs
PTS	8, two times	6, two times	—
REB	5, @ LVA 5/21/21	5, @ LVA 5/21/21	—
AST	2, two times	2, two times	—
STL	2, two times	2, two times	—
BLK	1, three times	1, three times	—
FGM	2, seven times	2, seven times	—
3FGM	2, @ WAS 6/10/21	2, @ WAS 6/10/21	—
FTM	4, @ WAS 8/24/21	4, @ WAS 8/24/21	—
MINs	21:19, @ LVA 5/21/21	21:19, @ LVA 5/21/21	—



GAME BY GAME STATS

Date	Opponent	MINs	FG-A	PCT	3PM-A	PCT	FTM-A	PCT	OFF	DEF	TOT	AST	STL	BLK	TQ	PE	PTS
5/14	vs DAL	8:10	2-5	.400	0-2	.000	0-0	—	0	0	0	0	1	0	0	0	4
5/21	@ LVA	21:19	2-9	.222	0-3	.000	2-2	1.000	1	4	5	1	1	0	0	2	6
5/28	@CHI	14:26	2-7	.285	1-1	1.000	0-0	—	1	0	1	2	0	0	0	1	5
5/30	@CHI	5:17	1-2	.500	1-1	1.000	0-0	—	1	1	2	1	0	0	1	0	3
6/1	@DAL	DNP - CD	—	—	—	—	—	—	—	—	—	—	—	—	—	—	—
6/3	vs IND	19:51	2-6	.333	1-1	1.000	0-0	—	0	2	2	1	2	1	0	0	5
6/5	vs CHI	3:38	0-2	.000	0-0	—	0-0	—	0	1	1	0	0	0	2	1	0
6/10	@WAS	17:01	2-6	.333	2-3	.667	2-4	.500	0	0	0	0	1	1	0	0	8
6/12	@MIN	6:21	0-2	.000	0-0	—	0-0	—	1	1	2	0	0	0	1	1	0
6/16	vs PHO	5:30	0-1	.000	0-0	—	0-0	—	0	0	0	0	0	0	0	1	0
6/18	vs PHO	1:58	1-1	1.000	0-0	—	0-0	—	0	1	1	0	0	0	1	0	2
6/20	vs NYL	DNP - CD	—	—	—	—	—	—	—	—	—	—	—	—	—	—	—
6/24	vs WAS	DNP - CD	—	—	—	—	—	—	—	—	—	—	—	—	—	—	—
6/26	@PHO	8:44	1-4	.250	0-3	.000	2-2	1.000	0	0	0	1	0	0	0	1	4
6/30	vs LVA	16:33	1-8	.125	0-2	.000	0-0	—	0	3	3	0	2	0	1	3	2
7/2	vs LVA	3:48	0-0	—	0-0	—	0-0	—	0	0	0	1	0	0	0	0	0
7/4	vs SEA	DNP - CD	—	—	—	—	—	—	—	—	—	—	—	—	—	—	—
7/7	@SEA	20:33	2-5	.400	0-1	.000	2-2	1.000	1	1	2	2	0	0	0	2	6
7/11	vs MIN	9:50	1-4	.250	0-0	—	2-2	1.000	0	1	1	0	0	1	2	1	4
8/15	vs IND	2:27	0-0	—	0-0	—	0-0	—	0	1	1	0	0	0	0	0	0
8/17	vs ATL	DNP - CD	—	—	—	—	—	—	—	—	—	—	—	—	—	—	—
8/19	vs ATL	DNP - CD	—	—	—	—	—	—	—	—	—	—	—	—	—	—	—
8/22	@NYL	DNP - CD	—	—	—	—	—	—	—	—	—	—	—	—	—	—	—
8/24	@WAS	17:09	2-6	.333	0-2	.000	4-5	.800	0	2	2	0	0	0	0	2	8
8/26	@CON	18:04	2-5	.400	0-2	.000	2-2	1.00	0	2	2	0	0	1	1	3	6
8/28	@CON	16:12	1-4	.250	0-2	.000	0-2	.000	0	0	0	0	0	0	0	0	2
8/31	@IND	13:25	1-4	.250	0-0	-	0-0	-	0	1	1	2	0	0	1	0	2
9/2	@MIN	3:56	0-1	.000	0-0	-	2-2	1.000	0	0	0	0	0	0	0	0	2
9/9	vs CON	15:27	0-3	.000	0-0	-	0-0	-	0	2	2	1	0	0	1	0	0
9/12	vs SEA																
9/16	@ATL																
9/19	@DAL																
Total	—	250:25	23-85	.271	5-23	.217	18-23	.783	5	23	28	12	7	4	11	18	69



#30	NNEKA OGWUMIKE	FORWARD	6-2	7/20/90	STANFORD	10TH SEASON
-----	----------------	---------	-----	---------	----------	-------------

2021 Regular Season Averages:

G-GS	PPG	RPG	APG	SPG	BPG	MPG	FG%	3FG%	FT%
15-15	14.1	6.0	2.7	1.3	0.2	31.3	53.9	28.0	77.4

	2021 Season Highs	Career Highs	Playoff Career Highs
PTS	21, @ CHI 5/30/21	38, vs ATL 6/30/16	27, vs CHI 9/28/16
REB	9, three times	20, @ IND 7/12/12	14, vs PHO 9/19/13
AST	9, vs ATL 8/17/21	9, vs ATL 8/17/21	6, vs CHI 9/28/16
STL	3, two times	6, two times	4, @ CHI 10/4/16
BLK	2, vs IND 8/15/21	5, vs ATL 6/30/16	3, @ CHI 10/4/16
FGM	9, @ LVA 5/21/21	13, two times	11, vs CHI 9/28/16
3FGM	2, @ NYL 8/22/21	5, vs WAS 7/7/19	2, vs MIN 10/14/16
FTM	7, @ CHI 5/30/21	14, vs WAS 9/3/15	7, two times
MINS	39:23, @ CHI 5/30/21	46:59, @ CHI 8/18/17	37:59, @ MIN I 9/18/15



GAME BY GAME STATS

Date	Opponent	MINS	FG-A	FG%	3PM-A	3PT%	FTM-A	FT%	ORE	DEFF	TOI	AST	STL	BLK	IQ	PF	PTS
5/14	vs DAL	26:20	8-14	.571	0-0	—	2-2	1.000	3	5	8	0	0	0	1	0	18
5/21	@ LVA	28:15	9-17	.529	1-2	.500	0-0	—	0	5	5	3	1	0	1	3	19
5/28	@CHI	28:54	6-11	.545	1-3	.333	1-2	.500	3	6	9	2	2	0	3	0	14
5/30	@CHI	39:23	7-11	.636	0-1	.000	7-9	.778	2	7	9	1	0	0	3	3	21
6/1	@DAL	25:01	4-5	.800	0-0	—	2-2	1.000	1	3	4	0	0	1	1	0	10
6/3	vs IND	DNP - KNEE	—	—	—	—	—	—	—	—	—	—	—	—	—	—	—
6/5	vs CHI	DNP - KNEE	—	—	—	—	—	—	—	—	—	—	—	—	—	—	—
6/10	@WAS	DNP - KNEE	—	—	—	—	—	—	—	—	—	—	—	—	—	—	—
6/12	@MIN	DNP - KNEE	—	—	—	—	—	—	—	—	—	—	—	—	—	—	—
6/16	vs PHO	DNP - KNEE	—	—	—	—	—	—	—	—	—	—	—	—	—	—	—
6/18	vs PHO	DNP - KNEE	—	—	—	—	—	—	—	—	—	—	—	—	—	—	—
6/20	vs NYL	DNP - KNEE	—	—	—	—	—	—	—	—	—	—	—	—	—	—	—
6/24	vs WAS	DNP - KNEE	—	—	—	—	—	—	—	—	—	—	—	—	—	—	—
6/26	@PHO	DNP - KNEE	—	—	—	—	—	—	—	—	—	—	—	—	—	—	—
6/30	vs LVA	DNP - KNEE	—	—	—	—	—	—	—	—	—	—	—	—	—	—	—
7/2	vs LVA	DNP - KNEE	—	—	—	—	—	—	—	—	—	—	—	—	—	—	—
7/4	vs SEA	DNP - KNEE	—	—	—	—	—	—	—	—	—	—	—	—	—	—	—
7/7	@SEA	DNP - KNEE	—	—	—	—	—	—	—	—	—	—	—	—	—	—	—
7/11	vs MIN	DNP - KNEE	—	—	—	—	—	—	—	—	—	—	—	—	—	—	—
8/15	vs IND	30:59	6-14	.429	0-1	.000	0-0	—	1	6	7	1	0	2	3	1	12
8/17	vs ATL	37:38	6-7	.857	0-0	—	1-2	.500	0	9	9	9	1	0	1	3	13
8/19	vs ATL	36:08	8-14	.571	1-3	.333	0-1	.000	2	5	7	4	3	0	6	0	17
8/22	@NYL	34:26	6-14	.429	2-6	.333	2-2	1.000	2	3	5	6	3	0	3	3	16
8/24	@WAS	25:56	3-11	.273	0-1	.000	0-0	—	1	5	6	1	1	0	2	1	6
8/26	@CON	30:59	6-9	.667	1-2	.500	0-0	—	1	1	2	4	1	0	4	4	13
8/28	@CON	23:40	3-4	.750	0-0	.000	1-1	1.000	0	1	1	1	0	0	0	4	7
8/31	@IND	31:19	7-12	.583	0-1	.000	3-3	1.000	1	0	1	5	1	0	1	3	17
9/2	@MIN	38:18	6-14	.429	1-4	.250	3-4	.750	0	10	10	1	4	0	0	1	16
9/9	vs CON	31:38	5-10	.500	0-1	.000	2-3	.667	3	4	7	3	2	0	3	4	12
9/12	vs SEA																
9/16	@ATL																
9/19	@DAL																
Total	—	469:00	90-167	.539	7-25	.280	24-31	.774	20	70	90	41	19	3	32	30	211

2021 Regular Season Averages:

G-GS	PPG	RPG	APG	SPG	BPG	MPG	FG%	3FG%	FT%
2-0	0.0	0.5	1.0	1.0	0.5	10.0	0.0	0.0	0.0

	2021 Season Highs	Career Highs	Playoff Career Highs
PTS	—	—	—
REB	1, vs DAL 5/14/21	1, vs DAL 5/14/21	—
AST	2, vs DAL 5/14/21	2, vs DAL 5/14/21	—
STL	2, vs DAL 5/14/21	2, vs DAL 5/14/21	—
BLK	1, @ LVA 5/21/21	1, @ LVA 5/21/21	—
FGM	—	—	—
3FGM	—	—	—
FTM	—	—	—
MINS	17:22, vs DAL 5/14/21	17:22, vs DAL 5/14/21	—



GAME BY GAME STATS

Date	Opponent	MINS	FG-A	PGT	3PM-A	PGT	FTM-A	PGT	QFF	DEF	TOI	AST	STL	BLK	TO	PF	PTS
5/14	vs DAL	17:22	0-4	.000	0-3	.000	0-0	—	0	1	1	2	2	0	1	1	0
5/21	@ LVA	2:36	0-1	.000	0-1	.000	0-2	.000	0	0	0	0	0	1	0	0	0
5/28	@CHI	DNP - KNEE	-	-	-	-	-	-	-	-	-	-	-	-	-	-	-
5/30	@CHI	DNP - KNEE	—	—	—	—	—	—	—	—	—	—	—	—	—	—	—
6/1	@DAL	DNP - KNEE	—	—	—	—	—	—	—	—	—	—	—	—	—	—	—
6/3	vs IND	DNP - KNEE	—	—	—	—	—	—	—	—	—	—	—	—	—	—	—
6/5	vs CHI	DNP - KNEE	—	—	—	—	—	—	—	—	—	—	—	—	—	—	—
6/10	@WAS	DNP - KNEE	—	—	—	—	—	—	—	—	—	—	—	—	—	—	—
6/12	@MIN	DNP - KNEE	—	—	—	—	—	—	—	—	—	—	—	—	—	—	—
6/16	vs PHO	DNP - KNEE	—	—	—	—	—	—	—	—	—	—	—	—	—	—	—
6/18	vs PHO	DNP - KNEE	—	—	—	—	—	—	—	—	—	—	—	—	—	—	—
6/20	vs NYL	DNP - KNEE	—	—	—	—	—	—	—	—	—	—	—	—	—	—	—
6/24	vs WAS	DNP - KNEE	—	—	—	—	—	—	—	—	—	—	—	—	—	—	—
6/26	@PHO	DNP - KNEE	—	—	—	—	—	—	—	—	—	—	—	—	—	—	—
6/30	vs LVA	DNP - KNEE	—	—	—	—	—	—	—	—	—	—	—	—	—	—	—
7/2	vs LVA	DNP - KNEE	—	—	—	—	—	—	—	—	—	—	—	—	—	—	—
7/4	vs SEA	DNP - KNEE	—	—	—	—	—	—	—	—	—	—	—	—	—	—	—
7/7	@SEA	DNP - KNEE	—	—	—	—	—	—	—	—	—	—	—	—	—	—	—
7/11	vs MIN	DNP - KNEE	—	—	—	—	—	—	—	—	—	—	—	—	—	—	—
8/15	vs IND	DNP - KNEE	—	—	—	—	—	—	—	—	—	—	—	—	—	—	—
8/17	vs ATL	DNP - KNEE	—	—	—	—	—	—	—	—	—	—	—	—	—	—	—
8/19	vs ATL	DNP - KNEE	—	—	—	—	—	—	—	—	—	—	—	—	—	—	—
8/22	@NYL	DNP - KNEE	—	—	—	—	—	—	—	—	—	—	—	—	—	—	—
8/24	@WAS	DNP - KNEE	—	—	—	—	—	—	—	—	—	—	—	—	—	—	—
8/26	@CON	DNP-KNEE	—	—	—	—	—	—	—	—	—	—	—	—	—	—	—
8/28	@CON	DNP - KNEE	—	—	—	—	—	—	—	—	—	—	—	—	—	—	—
8/31	@IND	DNP - KNEE	—	—	—	—	—	—	—	—	—	—	—	—	—	—	—
9/2	@MIN	DNP - KNEE	—	—	—	—	—	—	—	—	—	—	—	—	—	—	—
9/9	vs CON	DNP - KNEE	—	—	—	—	—	—	—	—	—	—	—	—	—	—	—
9/12	vs SEA																
9/16	@ATL																
9/19	@DAL																
Total	—	19:58	0-5	.000	0-4	.000	0-2	.000	0	1	1	2	2	1	1	1	0