

LOS ANGELES SPARKS 2021 GAME NOTES



Los Angeles Sparks (10-14) at Connecticut Sun (18-6)

August 26, 2021

Mohegan Sun Arena | 4 p.m. (PT)
Spectrum SportsNet, League Pass



REGULAR SEASON SCHEDULE

Date	Opponent	Time/Result	Record
5/14	DALLAS	L, 94-71	0-1
5/21	at Las Vegas	L, 97-69	0-2
5/28	at Chicago	W, 76-61	1-2
5/30	at Chicago	W, 82-79 OT	2-2
6/1	at Dallas	L, 79-69	2-3
6/3	INDIANA	W, 98-63	3-3
6/5	CHICAGO	W, 68-63	4-3
6/10	at Washington	L, 89-71	4-4
6/12	at Minnesota	L, 80-64	4-5
6/16	PHOENIX	W, 85-80	5-5
6/18	PHOENIX	L, 80-66	5-6
6/20	NEW YORK	L, 76-73	5-7
6/24	WASHINGTON	W, 89-82	6-7
6/27	at Phoenix	L, 88-79	6-8
6/30	LAS VEGAS	L, 99-75	6-9
7/2	LAS VEGAS	L, 66-58	6-10
7/4	SEATTLE	L, 84-74	6-11
7/7	at Seattle	L, 71-62	6-12
7/11	MINNESOTA	L, 86-61	6-13
8/15	INDIANA	W, 75-70	7-13
8/17	ATLANTA	W, 85-80 OT	8-13
8/19	ATLANTA	W, 66-64	9-13
8/22	at New York	W, 86-83	10-13
8/24	at Washington	L, 78-68	10-14
8/26	at Connecticut	4:00 pm	—
8/28	at Connecticut	4:00 pm	—
8/31	at Indiana	4:00 pm	—
9/2	at Minnesota	5:00 pm	—
9/9	CONNECTICUT	7:30 pm	—
9/12	SEATTLE	6:00 pm	—
9/16	at Atlanta	4:00 pm	—
9/19	at Dallas	2:00 pm	—

*all times listed are Pacific Standard Time

PLAYER UPDATES

NUM.	PLAYER	UPDATE
40	Jasmine Walker	Out (right knee)

CONTACT INFORMATION

Eli Horowitz

Director, Public Relations and Communications
ehorowitz@la-sparks.com
(847) 644-9932



@LA_Sparks



@LASparks

Natalie Gilmore

Coordinator, Public Relations and Communications
ngilmore@la-sparks.com

PROBABLE STARTERS

G	17	ERICA WHEELER				5'7"	6TH SEASON								
GP/GS	24/24	PPG	13.5	RPG	3.0	APG	4.3	SPG	1.3	FG%	41.0	3FG%	37.3	MPG	29.2
G	20	KRISTI TOLIVER				5'7"	12TH SEASON								
GP/GS	18/18	PPG	9.7	RPG	1.6	APG	2.9	SPG	0.7	FG%	41.3	3FG%	32.9	MPG	27.7
G	15	BRITTNEY SYKES				5'9"	5TH SEASON								
GP/GS	24/12	PPG	9.6	RPG	4.5	APG	2.1	SPG	1.7	FG%	42.2	3FG%	15.4	MPG	27.7
F	30	NNEKA OGWUMIKE				6'2"	10TH SEASON								
GP/GS	10/10	PPG	14.6	RPG	6.9	APG	2.7	SPG	1.1	FG%	53.4	3FG%	29.4	MPG	31.3
C	1	AMANDA ZAHUI B.				6'5"	7TH SEASON								
GP/GS	22/19	PPG	11.0	RPG	5.8	APG	1.1	SPG	0.6	FG%	43.9	3FG%	28.6	MPG	25.2

MATCHUP NOTES

The Los Angeles Sparks play the Connecticut Sun at Mohegan Sun Arena on Thursday, August 26 at 4 pm PT. The Sparks most recently lost 78-68 to the Washington Mystics, but have won four of their last five games. After being down as many as 33 points, the Sparks closed the gap to just 10 by game's end. Nia Coffey led the Sparks comeback putting up 15 points. Rookie Arella Guirantes tied her career high and put up eight of her own. The Sun just defeated the Las Vegas Aces at home 76-62. Three Sun players scored in double figures including Briann January (19), DeWanna Bonner (18), and Brionna Jones (15) to account for 52 of the team's total points. The Sparks are currently on a 15-day six-game road trip, and this will be the first of back-to-back match-ups against the Sun in Uncasville, CT.

Sun Probable Starters

F DeWanna Bonner
F Jonquel Jones
C Brionna Jones
G Briann January
G Jasmine Thomas

Head Coach: Curt Miller

MILESTONE WATCH

PLAYER	MILESTONE (CURRENT)
Nneka Ogumike	4500 points (4465) 2100 rebounds (2090) 600 assists (525) 200 blocks (179) 500 steals (416)
Kristi Toliver	4500 points (4366) 800 rebounds (814) 1300 assists (1257) 400 steals (321)
Chiney Ogumike	1800 points (1691) 1000 rebounds (923) 150 blocks (114)

ASSOCIATED PRESS POWER POLL

Week 12	Total Points	High	Low
1 Las Vegas	156	1	3
2 Seattle	154	1	3
3 Connecticut	152	1	3
4 Minnesota	121	4	6
5 Phoenix	116	4	5
6 Chicago	93	6	8
7 Los Angeles	76	6	10
8 New York	74	6	9
9 Washington	55	7	10
10 Dallas	53	7	10
11 Atlanta	21	11	12
11 Indiana	21	11	12

SHE'S BACK

In **Nneka Ogwumike's** first 4 games back from injury, she averaged, 14.5 PPG, 7 RPG, 5 APG, 1.8 SPG.

- 12 points, 7 rebounds, two blocks, Sparks Win
- 13 points (6/7 FGs), 9 rebounds, 9 assists, Sparks Win
- 17 points (8/14 FGs), 7 rebounds, 4 assists, 3 steals, game-winning basket
- 16 points (6/14 FGs), 5 rebounds, 6 assists, 3 steals, scored 7 pts in first two mins of play

COACH KT

Kristi Toliver returned to the Sparks starting lineup on Aug. 15 after missing 6 games with injury. In her second game back, Toliver had 11 points in Tuesday's win over ATL and hit the game tying shot at the buzzer to force OT. Prior to Thursdays game where she had 10 points and 4 assists, it was reported by ESPN that Toliver has accepted an Assistant Coach position with the Dallas Mavericks. Toliver is under contract with the Sparks through the 2022 season and an NBA coaching job wouldn't impact her playing career.

DEFENSE

The Sparks are fifth in the WNBA in defensive rating and first in forcing turnovers per 100 opponent possessions with 23.2%. LA leads the WNBA in opponent turnovers per game with 18.6 and is second in the league with 8.3 steals per game. The Sparks also lead the league in percentage of points off turnovers at 25.8%.

SLIM

Brittney Sykes is third in steals per game in the WNBA averaging 1.7 and seventh in rebounds per game among Guards, averaging 4.5. She is also in the top 10 in blocks per game by a guard with 0.5. Sykes is second in the WNBA in opponent turnovers per game when shes on the court at 13.3, just behind Courtney Williams.

EWEEZY

Erica Wheeler is second in the league in clutch points per game (3.6) only behind Candace Parker, is top 10 in assists per game (4.3) and had her first two career double-doubles with 18 points and 10 assists on June 16, and 20 points and 10 assists against New York on June 20. Wheeler leads her team scoring in double digits in 16 of the Sparks 24 games, with two double doubles.

*Stats as of August 25, 2021

2021 LOS ANGELES SPARKS ROSTER

NUM.	PLAYER	POS.	HT.	YRS OF EXP.	DOB	COLLEGE
1	Amanda Zahui B.	C	6'5"	6	09/8/93	Minnesota
2	Te'a Cooper	G	5'8"	1	04/16/97	Baylor
7	Maria Vadeeva	C	6'4"	2	07/16/98	Russia
12	Nia Coffey	F	6'1"	4	06/11/95	Northwestern
13	Chiney Ogwumike	F/C	6'3"	4	03/21/92	Stanford
14	Lauren Cox	F	6'4'	1	04/20/98	Baylor
15	Brittney Sykes	G	5'9"	4	02/07/94	Syracuse
17	Erica Wheeler	G	5'7"	5	05/2/91	Rutgers
20	Kristi Toliver	G	5'7"	11	01/27/87	Maryland
22	Arella Guirantes	G	5'11"	R	10/15/97	Rutgers
30	Nneka Ogwumike	F	6'2"	9	07/02/90	Stanford
40	Jasmine Walker	F	6'3"	R	02/03/98	Alabama

COACHING STAFF

Coaching Staff:

Head Coach Derek Fisher
 Assistant Coach Fred Williams
 Assistant Coach Latricia Trammell
 Assistant Coach Seimone Augustus

PRONOUNCIATION CHART


PLAYER/COACH

Te'a Cooper
 Nneka Ogwumike
 Chiney Ogwumike
 Nia Coffey
 Amanda Zahui B.
 Arella Guirantes
 Asst. Coach Seimone Augustus
 Asst. Coach Latricia Trammell

PRONOUNCIATION

TAY-uh
 NECK-uh Oh-gwoo-muh-kay
 CHIN-ay Oh-gwoo-muh-kay
 Knee-uh
 Zow-ee-bee
 uh-REL-uh gih-RAHN-tez
 suh-MOAN
 TRAM-uhl


2021 LA SPARKS ROSTER




Position: C
Height: 6'5"
DOB: 9/8/1993
College: Minnesota




Position: G
Height: 5'8"
DOB: 4/16/1997
College: Baylor




Position: C
Height: 6'4"
DOB: 7/16/1998
College: Russia



Position: F
Height: 6'1"
DOB: 6/11/1995
College: Northwestern




Position: F/C
Height: 6'3"
DOB: 3/21/1992
College: Stanford




Position: F
Height: 6'4"
DOB: 4/20/1998
College: Baylor



Position: G
Height: 5'9"
DOB: 2/7/1994
College: Syracuse




Position: G
Height: 5'7"
DOB: 5/2/1991
College: Rutgers




Position: G
Height: 5'7"
DOB: 1/27/1987
College: Maryland



Position: G
Height: 5'11"
DOB: 10/15/1997
College: Rutgers



Position: F
Height: 6'2"
DOB: 7/2/1990
College: Stanford



Position: F
Height: 6'3"
DOB: 2/3/1998
College: Alabama

COACHING STAFF



HEAD COACH



ASSISTANT COACH



ASSISTANT COACH



ASSISTANT COACH



**DIRECTOR OF
SPORTS MEDICINE/
HEAD ATHLETIC
TRAINER**



**PLAYER
DEVELOPMENT
COACH**

Sparks Bench Leads Second Half Comeback, Falls Short Against Mystics

The Los Angeles Sparks continued their 15-day six-game east coast road trip Tuesday night in Washington D.C. to face-off against the Mystics. Facing time change, and the effects of playing their fifth game in only nine days, the Sparks struggled to find energy as the Mystics won 78-68 at home.



In the fourth quarter, the Sparks bench cut a 33-point second half deficit down to 10 while outscoring the Mystics 24-7 in the fourth quarter. Rookie Arella Guirantes put up eight points, tying her career high and contributing to the comeback. Nia Coffey led the Sparks in scoring off the bench with 15 points, tying her season high.

The Sparks went on a 9-2 run to close out the third quarter showing signs of life. 2021 Defensive Player of the Year candidate Brittney Sykes led the short spurt creating points off turnovers on back-to-back possessions, while hounding Washington's Sydney Wiese defensively.

Coming into Thursday, the Sparks won four straight games. They were highlighted by a gritty victory against the Liberty, a game-winning bucket courtesy of Nneka Ogumike, and multiple hard-fought battles resulting in close victories.

The Sparks struggled in the first half against the Washington Mystics, getting outscored 56-23. This comes as the Sparks continue to mold a roster that has played very limited games together all season. Tuesday marks just the second time WNBA All-Stars N. and Chiney Ogumike, and two-time WNBA Champion Kristi Toliver have all played together since late May.

"I think there are some nights where that extra 'umph' is hard to find." C. Ogumike said. "We know our starters are giving their all consistently, so just having their back on nights like this."

The Mystics got off to a hot start-shooting a blistering 55.6% from the field. The Sparks shot just 25.6% from the field. In just her second game back since the start of the 2021 season, Mystics forward Elena Della Donne put up 18 points and four rebounds in the first half. Despite still adjusting to returning to the court, C. Ogumike put up nine points, eight rebounds, and one steal.

The Mystics had three players score in double-figure including Myisha Hines-Allen (19), Della Donne (18), and Shatori Walker-Kimbrough (10) combining for 47 of the team's 78 total points.

The Sparks will continue their east coast swing traveling next to play Connecticut Sun on Thursday, August 26 at 4:00 pm PT.

Los Angeles Highlights:

- Nia Coffey led the Sparks with 15 points, tying her season high.
- As a team, the Sparks shot 86.7% from the free throw line
- Arella Guirantes tied her career high with eight points.

MOST RECENT GAME - BOX SCORE

WOMEN'S NATIONAL BASKETBALL ASSOCIATION

**OFFICIAL SCORER'S REPORT
FINAL BOX**

Tuesday, August 24, 2021 Entertainment and Sports Arena, Washington, DC

Officials: #34 Maj Forsberg, #86 Angelica Suffren, #15 Fatou Cissoko-Stephens

Game Duration: 1:51

Attendance: 2620

VISITOR: Los Angeles Sparks (10-14)

	POS	MIN	FG	FGA	3P	3PA	FT	FTA	OR	DR	TOT	A	PF	ST	TO	BS	+/-	PTS
30 Nneka Ogumike	F	25:56	3	11	0	1	0	0	1	5	6	1	1	1	2	0	-17	6
15 Brittney Sykes	F	25:25	4	8	0	1	0	0	0	4	4	3	1	2	1	2	-15	8
1 Amanda Zahui B	C	14:38	2	4	0	1	0	0	0	3	3	0	3	0	2	0	-11	4
17 Erica Wheeler	G	25:32	2	7	1	3	2	3	1	2	3	2	3	2	2	1	-22	7
20 Kristi Toliver	G	22:51	3	7	1	5	0	0	1	1	2	3	1	1	0	0	-18	7
13 Chiney Ogumike		18:56	4	9	0	0	1	1	4	4	8	0	2	1	0	0	8	9
2 Te'a Cooper		19:03	1	7	0	1	2	2	0	0	0	1	2	1	2	0	0	4
12 Nia Coffey		20:30	4	9	3	6	4	4	0	4	4	0	2	1	2	1	0	15
22 Arella Guirantes		17:09	2	6	0	2	4	5	0	2	2	0	2	0	0	0	8	8
14 Lauren Cox		10:00	0	2	0	2	0	0	1	2	3	1	0	0	0	2	17	0
		200:00	25	70	5	22	13	15	8	27	35	11	17	9	11	6	-10	68
			35.7%			22.7%	86.7%			TM REB: 6					TOT TO: 12 (17 PTS)			

HOME: WASHINGTON MYSTICS (9-14)

	POS	MIN	FG	FGA	3P	3PA	FT	FTA	OR	DR	TOT	A	PF	ST	TO	BS	+/-	PTS
11 Elena Delle Donne	F	17:35	5	9	1	2	7	7	1	4	5	1	1	0	0	0	36	18
2 Myisha Hines-Allen	F	21:47	8	13	2	2	1	1	1	6	7	3	2	0	1	0	9	19
32 Shatori Walker-Kimbrough	C	23:59	4	9	2	3	0	0	0	1	1	1	1	1	2	0	11	10
7 Ariel Atkins	G	24:36	4	11	1	4	1	2	0	2	2	1	1	2	2	1	18	10
9 Natasha Cloud	G	24:57	0	3	0	0	2	2	1	7	8	8	1	1	2	0	22	2
24 Erica McCall		14:31	0	1	0	0	2	4	2	3	5	2	1	1	1	3	2	2
55 Theresa Plaisance		19:43	1	3	0	1	0	0	1	2	3	0	3	2	1	1	-7	2
5 Leilani Mitchell		16:36	2	4	2	4	1	1	0	3	3	0	3	0	2	0	-11	7
15 Sydney Wiese		15:24	1	2	0	0	0	0	0	1	1	0	1	0	3	0	-8	2
21 Shavonte Zellous		14:28	3	7	0	2	0	0	2	4	6	2	2	1	0	0	-2	6
10 Megan Gustafson		06:24	0	1	0	0	0	0	0	0	0	0	2	0	1	0	-20	0
		200:00	28	63	8	18	14	17	8	33	41	18	18	8	15	5	10	78
			44.4%			44.4%	82.4%			TM REB: 3					TOT TO: 15 (24 PTS)			

SCORE BY PERIOD	1	2	3	4	FINAL
Sparks	11	12	21	24	68
MYSTICS	28	28	15	7	78

Inactive: Sparks - Walker (Injury/Illness - Right Knee)

Inactive: Mystics - Charles (Injury/Illness - Left Gluteal Strain)

Points in the Paint: Sparks 32 (16/34), MYSTICS 26 (13/26)

2nd Chance Points: Sparks 12 (5/9), MYSTICS 11 (4/7)

Fast Break Points: Sparks 6 (3/4), MYSTICS 4 (2/3)

Technical fouls - Individual

Sparks (1): Fisher 3:52 3rd

MYSTICS (1): Cloud 5:54 4th

Biggest Lead: Sparks 0, MYSTICS 37

Lead Changes: 0

Times Tied: 0

LAST TIME AGAINST CONNECTICUT - BOX SCORE

WOMEN'S NATIONAL BASKETBALL ASSOCIATION

OFFICIAL SCORER'S REPORT
FINAL BOX

Thursday, September 17, 2020 WNBA Court 1, Bradenton, FL

Officials: #42 Roy Gulbeyan, #34 Maj Forsberg, #7 Billy Smith, #15 Fatou Cissoko-Stephens

Game Duration: 1:51
Attendance: Not Yet Counted

VISITOR: Connecticut Sun (1-0)

	POS	MIN	FG	FGA	3P	3PA	FT	FTA	OR	DR	TOT	A	PF	ST	TO	BS	+/-	PTS
24 DeWanna Bonner	F	35:59	6	17	2	4	3	3	1	12	13	5	4	2	2	1	18	17
25 Alyssa Thomas	F	32:12	7	15	0	0	5	5	1	6	7	5	5	2	2	0	15	19
42 Brionna Jones	C	32:50	4	11	0	0	2	2	2	6	8	2	1	0	0	1	20	10
20 Briann January	G	32:21	4	8	3	3	0	0	0	1	1	4	1	0	0	0	15	11
5 Jasmine Thomas	G	31:01	4	11	2	7	0	0	0	1	1	6	1	2	1	0	27	10
3 Kaila Charles		13:32	1	3	1	2	0	0	1	1	2	0	1	0	2	0	-10	3
1 Beatrice Mompremier		03:06	0	0	0	0	0	0	0	0	0	0	1	0	0	0	-4	0
2 Natisha Hiedeman		04:27	0	0	0	0	0	0	0	0	0	1	0	0	0	0	-8	0
17 Essence Carson		13:11	1	6	1	4	0	0	0	1	1	0	1	1	1	0	1	3
55 Theresa Plaisance		01:21	0	0	0	0	0	0	0	1	1	0	0	0	0	0	-4	0
32 Bria Holmes	NWT - Injury/Illness - Right Knee																	
23 Kaleena Mosqueda-Lewis	DNP - Coach's decision																	
200:00			27	71	9	20	10	10	5	29	34	23	15	7	8	2	14	73
			38%		45%		100%		TM REB: 11		TOT TO: 11 (13 PTS)							

HOME: LOS ANGELES SPARKS (0-1)

	POS	MIN	FG	FGA	3P	3PA	FT	FTA	OR	DR	TOT	A	PF	ST	TO	BS	+/-	PTS
15 Brittney Sykes	F	22:27	3	11	0	4	2	2	2	3	5	2	6	0	3	0	-2	8
31 Kristine Anigwe	F	17:56	3	5	0	0	2	2	2	5	7	0	2	0	1	1	-17	8
3 Candace Parker	C	40:00	6	13	1	2	9	10	1	13	14	5	2	1	1	2	-14	22
24 Sydney Wiese	G	17:32	0	3	0	2	0	0	0	0	0	1	0	0	0	0	-9	0
12 Chelsea Gray	G	34:59	2	9	0	4	0	0	0	2	2	0	3	1	3	0	-18	4
2 Riquna Williams		09:59	1	4	0	2	0	0	0	1	1	0	1	1	1	0	-10	2
10 Tierra Ruffin-Pratt		12:55	0	4	0	2	0	0	0	2	2	3	2	0	1	1	-6	0
33 Seimone Augustus		22:04	3	6	0	0	4	4	2	1	3	1	0	0	1	1	3	10
4 Te'a Cooper		20:53	1	4	1	2	0	0	0	0	0	2	0	1	3	0	-1	3
1 Reshanda Gray		01:15	1	1	0	0	0	0	0	1	1	0	0	1	0	0	4	2
21 Marie Göllich	DNP - Coach's decision																	
30 Nneka Ogwumike	DNP - Injury/Illness - Migraine																	
200:00			20	60	2	18	17	18	7	28	35	14	16	5	14	5	-14	59
			33.3%		11.1%		94.4%		TM REB: 5		TOT TO: 15 (14 PTS)							

SCORE BY PERIOD	1	2	3	4	FINAL
Sun	22	17	20	14	73
SPARKS	8	15	17	19	59

Inactive: Sun -

Inactive: Sparks -

Points in the Paint: Sun 28 (14/31), SPARKS 24 (12/28) Biggest Lead: Sun 20, SPARKS 4

2nd Chance Points: Sun 2 (1/8), SPARKS 6 (2/7)

Fast Break Points: Sun 7 (3/3), SPARKS 2 (1/1)

Lead Changes: 1

Times Tied: 0

2021 SUPERLATIVES

LOS ANGELES SPARKS HIGHS

Points, Game.....98 vs. IND 6/3
Points, First Half.....53 vs. PHO 6/16
Points, Second Half.....50 vs. IND 6/3
Points, 1Q.....27 vs. PHO 6/16
Points, 2Q.....32 vs. WAS 6/24
Points, 3Q.....28 vs. SEA 7/4, 28 vs. NYL 8/22
Points, 4Q.....27 vs. IND 6/3
Points, Overtime..... 11 vs. ATL 8/17

Field Goals Made.....37 vs. IND 6/3
Field Goals Att.....82 vs. LVA 6/30
Field Goal Percentage.....56.1% vs. IND 6/3
3FG Made.....14 vs. IND 6/3
3FG Att.....30 @ DAL 6/1
3FG Percentage.....58.8% vs. WAS 6/24
Free Throws Made.....19 @ WAS 6/10
Free Throws Att.....28 @ WAS 6/10
FT Percentage.....100% vs. SEA 7/4

Offensive Rebounds...14 vs. PHO 6/17
Defensive Rebounds....35 vs. ATL 8/17
Total Rebounds.....41 vs. ATL 8/17
Assists.....29 vs. ATL 8/17
Steals.....17 vs. NYL 6/20
Turnovers.....19 @ CHI 5/30, 19 vs. ATL 8/19
Blocked Shots.....10 @ DAL 6/1
Personal Fouls.....25 vs. PHO 6/18

OPPONENT HIGHS

Points, Game.....99 vs. LVA 6/30
Points, First Half.....56 vs. LVA 6/30, 56 vs. WAS 8/24
Points, Second Half.....50 vs. DAL 5/14
Points, 1Q.....29 vs. MIN 7/11
Points, 2Q.....31 @ LVA 5/21
Points, 3Q.....27 vs. NYL 8/22
Points, 4Q.....28 vs. SEA 7/4
Points, Overtime..... 6 @ CHI 5/20, vs. ATL 8/17

Field Goals Made.....37 vs. LVA 6/30
Field Goals Att.....88 vs. ATL 8/17
Field Goal Percentage....55.9% vs. MIN 7/11
3FG Made.....16 vs. NYL 8/22
3FG Att.....35 vs. NYL 8/22
3FG Percentage.....78.3% vs. LVA 7/2
Free Throws Made.....27 @ LVA 5/21
Free Throws Att.....32 @ LVA 5/21
FT Percentage.....100% @ CHI 5/30

LOS ANGELES SPARKS LOWS

-Points, Game.....58 vs. LVA 7/2
-Points, First Half.....23 vs. WAS 8/24
-Points, Second Half..... 26 vs. IND 8/15
-Points, 1Q.....9 vs. SEA 7/7
-Points, 2Q.....7 @ DAL 6/1
-Points, 3Q.....9 vs. CHI 6/5
-Points, 4Q.....7 @ MIN 6/10
-Points, Overtime..... 9 @ CHI 5/30

-Field Goals Made..... 21 vs. SEA 7/7
-Field Goals Att..... 56 vs. ATL 8/19
-Field Goal Percentage.....32.8% @ WAS 6/10
-3FG Made.....3 vs. CHI 6/5
-3FG Att..... 14 vs. PHO 6/18, 14 vs. ATL 8/19
-3FG Percentage..... 15.8% vs. CHI 6/5
-Free Throws Made.....4 vs. PHO 6/16
-Free Throws Att..... 6 vs. PHO 6/16
-FT Percentage..... 50.0% vs. NYL 6/20

-Offensive Rebounds.....0 vs. WAS 6/24
-Defensive Rebounds..... 18 vs. MIN 7/11
-Total Rebounds..... 24 vs. MIN 7/11
-Assists..... 8 vs. SEA 7/7
-Steals..... 3 vs. IND 8/15
-Turnovers..... 5 vs. PHO 6/16
-Blocked Shots..... 2 vs. NYL 6/20, 2 vs. ATL 8/19
-Personal Fouls..... 13 vs. LVA 6/30

OPPONENT LOWS

-Points, Game.....63 vs. CHI 6/5
-Points, First Half.....25 vs. IND 6/3
-Points, Second Half.....242 vs. WAS 8/24
-Points, 1Q.....9 vs. ATL 8/19
-Points, 2Q.....11 vs. IND 6/3
-Points, 3Q.....8 @ MIN 6/12
-Points, 4Q.....7 vs. WAS 8/24
-Points, Overtime..... 6 @ CHI 5/20, vs. ATL 8/17

-Field Goals Made..... 12 @ CHI 5/30
-Field Goals Att..... 12 @ CHI 5/30
-Field Goal Percentage.....33.3% vs. IND 8/15
-3FG Made..... 2 vs. LVA 7/2
-3FG Att.....11 vs. LVA 7/2
-3FG Percentage..... 22.2% vs. IND 8/15
-Free Throws Made..... 4 vs. ATL 8/19
-Free Throws Att.....7 vs. ATL 8/19
-FT Percentage.....38.9% vs. ATL 8/17

2021 TEAM BOX SCORE

Date	Opponent	MINS	FG-A	PCT	3PM-A	PCT	FTM-A	PCT	OFF	DEF	TOI	AST	STL	BLK	TO	PF	PTS
5/14	vs DAL	40:00	28-78	.359	7-27	.259	8-14	.571	6	19	25	15	12	3	15	17	71
5/21	@ LVA	40:00	27-74	.365	5-17	.294	10-15	.667	5	23	28	18	8	1	11	24	69
5/28	@CHI	40:00	26-66	.394	9-19	.474	15-18	.833	9	21	30	17	13	3	20	18	76
5/30	@CHI	45:00	30-73	.411	8-18	.444	14-18	.778	8	25	33	20	11	8	20	19	82
6/1	@DAL	40:00	24-64	.375	10-30	.333	11-12	.917	4	20	24	11	5	10	12	19	69
6/3	vs IND	40:00	37-66	.561	14-28	.500	10-11	.909	2	25	27	14	9	4	8	18	98
6/5	vs CHI	40:00	25-68	.368	3-19	15.8	15-21	.714	9	29	38	13	4	6	11	20	68
6/10	@WAS	40:00	22-67	.328	8-23	.348	19-28	.679	9	22	31	13	6	4	11	19	71
6/12	@MIN	40:00	23-70	.329	8-23	.348	10-12	.833	9	18	27	15	9	5	13	18	64
6/16	vs PHO	40:00	36-80	.450	9-28	.321	4-6	.667	14	21	35	17	3	6	5	23	85
6/18	vs PHO	40:00	25-55	.455	5-16	.313	25-31	.806	4	29	33	13	8	3	12	19	80
6/20	vs NYL	40:00	31-68	.456	6-24	.250	5-10	.500	8	19	27	16	17	2	18	19	73
6/24	vs WAS	40:00	33-64	.516	10-17	.588	13-15	.867	0	22	22	16	8	6	12	18	89
6/26	@PHO	40:00	31-74	.419	6-20	.300	11-15	.733	5	26	31	14	7	3	9	24	79
6/30	vs LVA	40:00	28-82	.341	7-24	.292	12-17	.706	10	29	39	12	9	3	11	13	75
7/2	vs LVA	40:00	22-62	.355	6-21	.286	8-10	.800	5	28	33	12	5	6	13	20	58
7/4	vs SEA	40:00	25-65	.385	7-18	.389	17-17	1.000	7	23	30	18	5	5	12	18	74
7/7	@SEA	40:00	21-59	.356	4-19	.211	16-20	.800	7	21	28	8	11	5	17	19	62
7/11	vs MIN	40:00	22-60	.367	4-15	.267	13-17	.765	6	18	24	14	12	4	15	16	61
8/15	vs IND	40:00	29-66	.439	7-20	.350	10-14	.714	7	30	37	17	3	6	15	24	75
8/17	vs ATL	45:00	36-80	.450	5-22	.227	8-10	.800	6	35	41	29	9	5	15	18	85
8/19	vs ATL	40:00	25-56	.446	5-14	.357	11-17	.647	8	24	32	16	6	2	19	15	66
8/22	@NYL	40:00	32-68	.471	8-23	.348	14-19	.737	5	22	27	22	11	6	10	23	86
8/24	@WAS	40:00	25-70	.357	5-22	.227	13-15	.867	8	27	35	11	9	6	12	17	68
8/26	@CON																
8/28	@CON																
8/31	@IND																
9/2	@MIN																
9/9	vs CON																
9/12	vs SEA																
9/16	@ATL																
9/19	@DAL																
Total	—	970:00	661-1640	.403	165-506	.326	283-373	.759	162	570	732	368	200	111	321	464	1770

2021 TEAM AVERAGES


	G	MPG	PPG	RPG	APG	SPG	BPG	FG%	3FG%	FT%	TO	PF
Sparks	24	40.4	73.8	30.5	15.3	8.3	4.6	40.3	32.6	75.9	13.5	19.3
Opponent	24	40.4	78.8	39.8	17.3	6.7	4.2	42.2	35.8	82.2	18.6	18.4

#1	AMANDA ZAHUI B.	CENTER	6-5	9/8/93	MINNESOTA	7TH SEASON
----	-----------------	--------	-----	--------	-----------	------------

2021 Regular Season Averages:

G-GS	PPG	RPG	APG	SPG	BPG	MPG	FG%	3FG%	FT%
22-19	11.0	5.8	1.1	0.6	1.5	25.2	43.9	28.6	84.8

	2021 Season Highs	Career Highs	Playoff Career Highs
PTS	22, vs LVA 6/30/21	37, @ LAS 6/15/19	2, vs PHO 9/24/16
REB	12, vs LVA 7/2/21	21, @ LVA 8/29/20	2, two times
AST	4, vs ATL 8/17/21	5, two times	—
STL	2, @ CHI 5/28/21	4, vs. MIN 8/5/20	—
BLK	4, vs CHI 6/5/21	6, vs. LAS 6/4/19	1, @ PHO 9/17/15
FGM	9, vs LVA 6/30/21	13, @ LAS 6/15/19	1, vs PHO 9/24/16
3FGM	3, vs PHO 6/16/21	7, @ LAS 6/15/19	—
FTM	4, three times	6, two times	—
MINS	36:20, @ MIN 6/12/21	36:20, @ MIN 6/12/21	6, vs PHO 9/24/16



GAME BY GAME STATS

Date	Opponent	MINS	FG-A	PGI	3PM-A	PCI	FTM-A	PCI	QFF	DEF	TOI	AST	STL	BLK	TO	PF	PTS
5/14	vs DAL	DNP - Back	—	—	—	—	—	—	—	—	—	—	—	—	—	—	—
5/21	@ LVA	DNP - Back	—	—	—	—	—	—	—	—	—	—	—	—	—	—	—
5/28	@CHI	16:24	3-5	.600	2-3	.667	0-0	—	0	2	2	0	2	1	4	3	8
5/30	@CHI	34:59	7-8	.875	2-3	.667	1-1	1.000	0	8	8	0	1	3	3	3	17
6/1	@DAL	21:28	4-9	.444	2-6	.333	0-0	—	1	2	3	2	1	1	3	2	10
6/3	vs IND	24:16	3-9	.333	1-7	.143	0-0	—	0	7	7	2	0	1	1	2	7
6/5	vs CHI	30:53	6-14	.429	0-5	.000	1-2	.500	2	8	10	2	1	4	1	4	13
6/10	@WAS	15:52	3-6	.500	1-2	.500	2-2	1.000	0	4	4	0	0	1	3	3	9
6/12	@MIN	36:20	5-14	.357	2-8	.250	3-4	.750	2	6	8	0	1	1	0	5	15
6/16	vs PHO	34:35	6-19	.316	3-11	.273	0-0	—	0	7	7	0	0	2	0	4	15
6/18	vs PHO	18:59	2-6	.333	1-4	.250	0-0	—	0	6	6	1	1	0	1	6	5
6/20	vs NYL	11:24	2-4	.500	0-1	.000	0-0	—	0	2	2	0	1	0	2	3	4
6/24	vs WAS	34:23	6-13	.462	3-6	.500	2-2	1.000	0	5	5	1	1	3	1	3	17
6/26	@PHO	33:07	4-10	.400	2-4	.500	0-0	—	0	4	4	1	0	0	2	1	10
6/30	vs LVA	29:30	9-20	.450	2-6	.333	2-2	1.000	4	5	9	2	1	2	3	3	22
7/2	vs LVA	30:47	6-16	.375	2-6	.333	0-0	—	4	8	12	0	0	1	1	5	14
7/4	vs SEA	21:08	4-5	.800	0-0	—	0-0	—	1	3	4	3	1	3	2	5	8
7/7	@SEA	29:53	2-6	.333	1-4	.250	4-4	1.000	2	7	9	1	1	2	4	1	9
7/11	vs MIN	20:11	3-7	.429	1-3	.333	3-4	.750	0	1	1	3	1	0	2	3	10
8/15	vs IND	22:50	4-8	.500	1-3	.333	4-6	.667	1	8	9	1	0	3	3	5	13
8/17	vs ATL	24:18	7-13	.538	0-3	.000	0-0	—	1	6	7	4	0	2	2	4	14
8/19	vs ATL	29:17	3-11	.273	0-3	.000	4-4	1.000	1	4	5	1	0	1	4	3	10
8/22	@NYL	20:03	3-6	.500	0-2	.000	2-2	1.000	0	3	3	2	0	1	1	2	8
8/24	@WAS	14:38	2-4	.500	0-1	.000	0-0	—	0	3	3	0	0	0	2	3	4
8/26	@CON																
8/28	@CON																
8/31	@IND																
9/2	@MIN																
9/9	vs CON																
9/12	vs SEA																
9/16	@ATL																
9/19	@DAL																
Total	—	555:52	94-214	.439	26-91	.286	28-33	.848	19	109	128	25	13	32	45	73	242

#2	TE'A COOPER	GUARD	5-8	4/16/97	BAYLOR	2ND SEASON
----	-------------	-------	-----	---------	--------	------------

2021 Regular Season Averages:

G-GS	PPG	RPG	APG	SPG	BPG	MPG	FG%	3FG%	FT%
23-8	8.4	1.7	1.4	1.0	0.2	20.5	35.5	33.3	77.0

	2021 Season Highs	Career Highs	Playoff Career Highs
PTS	26, vs WASH 6/24/21	26, vs WASH 6/24/21	3, vs CON 9/17/20
REB	6, vs LVA 6/30/21	6, @CON 8/28/20	—
AST	4, two times	4, two times	2, vs CON 9/17/20
STL	2, five times	2, five times	1, vs CON 9/17/20
BLK	2, @ MIN 6/12/21	2, @ MIN 6/12/21	—
FGM	10, vs WASH 6/24/21	10, vs WASH 6/24/21	1, vs CON 9/17/20
3FGM	2, four times	3, @NYL 9/8/20	1, vs CON 9/17/20
FTM	6, vs LVA 6/30/21	6, vs LVA 6/30/21	—
MINS	33:57, vs LVA 7/2/21	33:57, vs LVA 7/2/21	20, vs CON 9/17/20



GAME BY GAME STATS

Date	Opponent	MINS	FG-A	PCT	3PM-A	PCT	FTM-A	PCI	QFF	DEF	TOT	AST	STL	BLK	TO	PF	PTS
5/14	vs DAL	17:30	1-10	.100	1-3	.333	1-2	.500	0	2	2	1	2	0	1	2	4
5/21	@ LVA	21:13	2-5	.400	2-3	.667	2-2	1.000	0	1	1	1	1	0	2	3	8
5/28	@CHI	13:40	2-9	.222	0-3	.000	1-2	.500	0	0	0	0	0	0	1	4	5
5/30	@CHI	10:10	0-6	.000	0-0	—	0-0	—	0	3	3	1	1	0	3	0	0
6/1	@DAL	32:50	4-12	.333	0-3	.000	4-4	1.000	0	3	3	4	1	0	0	3	12
6/3	vs IND	17:09	5-8	.625	1-2	.500	4-5	.800	0	1	1	0	0	0	1	3	15
6/5	vs CHI	32:25	4-9	.444	1-4	.250	4-6	.667	0	2	2	0	0	0	2	3	13
6/10	@WAS	21:33	3-14	.214	0-2	.000	5-6	.833	1	2	3	2	2	1	2	2	11
6/12	@MIN	31:24	6-10	.600	2-3	.667	3-3	1.000	0	1	1	2	2	2	4	2	17
6/16	vs PHO	—	—	—	—	—	—	—	—	—	—	—	—	—	—	—	—
6/18	vs PHO	13:42	0-3	.000	0-1	.000	0-0	—	0	2	2	1	1	0	1	1	0
6/20	vs NYL	14:56	1-3	.333	0-0	—	1-2	.500	0	1	1	1	0	0	1	1	3
6/24	vs WAS	26:55	10-15	.667	1-1	.100	5-6	.833	0	3	3	4	2	0	0	2	26
6/26	@PHO	31:01	8-14	.571	2-4	.500	2-2	1.000	0	1	1	2	1	0	3	3	20
6/30	vs LVA	24:38	4-14	.286	1-3	.333	6-10	.600	2	4	6	3	0	0	2	2	15
7/2	vs LVA	33:57	5-11	.455	2-5	.400	0-0	—	0	4	4	1	2	0	3	3	12
7/4	vs SEA	16:54	1-5	.200	1-2	.500	0-0	—	0	1	1	1	0	0	3	0	3
7/7	@SEA	16:24	0-4	.000	0-1	.000	2-2	1.000	0	2	2	1	1	1	2	2	2
7/11	vs MIN	16:12	0-5	.000	0-1	.000	0-0	—	0	1	1	1	1	0	2	1	0
8/15	vs IND	15:29	4-5	.800	1-1	1.000	0-0	—	0	3	3	1	1	0	2	2	9
8/17	vs ATL	13:20	0-5	.000	0-3	.000	0-0	—	0	0	0	1	1	0	1	3	0
8/19	vs ATL	13:05	2-5	.400	0-1	.000	3-4	.750	0	0	0	2	0	0	1	2	7
8/22	@NYL	17:39	2-4	.500	1-1	1.000	2-3	.667	0	1	1	1	2	0	0	3	7
8/24	@WAS	19:03	1-7	.143	0-1	.000	2-2	1.000	0	0	0	1	1	0	2	2	4
8/26	@CON																
8/28	@CON																
8/31	@IND																
9/2	@MIN																
9/9	vs CON																
9/12	vs SEA																
9/16	@ATL																
9/19	@DAL																
Total	—	471:01	65-183	.355	16-48	.333	47-61	.770	3	37	40	31	22	4	39	49	193

#7	MARIA VADEEVA	CENTER	6-4	7/16/98	RUSSIA	3RD SEASON
----	---------------	--------	-----	---------	--------	------------

2019 Regular Season Averages:

G-GS	PPG	RPG	APG	SPG	BPG	MPG	FG%	3FG%	FT%
15-1	7.8	3.9	0.7	1.0	0.2	12.0	.490	.313	.769

	2019 Season Highs	Career Highs	Playoff Career Highs
PTS	24, @ LVA 5/26/19	24, @ LVA 5/26/19	2, two times
REB	8, two times	8, two times	4, vs CON 9/22/19
AST	3, two times	3, two times	2, vs SEA 9/15/19
STL	3, vs MIN 8/20/19	3, vs MIN 8/20/19	—
BLK	3, @ LVA 5/26/19	3, two times	1, three times
FGM	11, @ LVA 5/26/19	11, @ LVA 5/26/19	1, two times
3FGM	2, @ LVA 5/26/19	2, two times	—
FTM	4, vs SEA 8/4/19	4, vs SEA 8/4/19	—
MINS	24:12, @ LVA 5/26/19	24:12, @ LVA 5/26/19	13:30 vs CON 9/22/19



GAME BY GAME STATS

[illegible]

#12NIA COFFEYFORWARD6-16/11/95NORTHWESTERN5TH SEASON

2021 Regular Season Averages:

G-GS	PPG	RPG	APG	SPG	BPG	MPG	FG%	3FG%	FT%
24-15	7.7	4.2	0.9	0.9	1.3	25.4	39.4	40.4	76.0

	2021 Season Highs	Career Highs	Playoff Career Highs
PTS	15, three times	23, vs SEA 5/27/18	—
REB	9, vs CHI 6/5/21	12, vs PHO 6/17/18	—
AST	3, vs CHI 6/5/21	6, @ CHI 6/3/18	—
STL	4, @ CHI 5/30/21	4, @ CHI 5/30/21	—
BLK	6, @ DAL 6/1/21	6, @ DAL 6/1/21	—
FGM	6, two times	8, vs SEA 5/27/18	—
3FGM	3, six times	3, five times	—
FTM	4, three times	7, two times	—
MINS	32:58, vs CHI 6/5/21	32:58, vs CHI 6/5/21	—



GAME BY GAME STATS

Date	Opponent	MINS	FG-A	PCT	3PM-A	PCT	FTM-A	PCT	OFF	DEF	TOT	AST	STL	BLK	TQ	PF	PTS
5/14	vs DAL	19:41	4-8	.500	2-4	.500	0-2	.000	2	2	4	1	1	2	4	2	10
5/21	@ LVA	20:43	3-7	.429	1-2	.500	1-2	.500	0	3	3	0	1	0	0	1	8
5/28	@CHI	16:59	3-5	.600	3-4	.750	0-0	—	1	4	5	1	1	1	0	1	9
5/30	@CHI	31:04	6-12	.500	3-5	.600	0-0	—	1	3	4	1	4	2	1	2	15
6/1	@DAL	28:28	3-8	.375	2-5	.400	0-0	—	1	5	6	1	1	6	1	4	8
6/3	vs IND	30:36	4-4	1.000	3-3	1.000	4-5	.800	0	1	1	1	0	2	0	4	13
6/5	vs CHI	32:25	4-11	.364	0-3	.000	2-2	1.000	1	8	9	3	3	2	0	2	10
6/10	@ WAS	20:12	1-8	.125	0-3	.000	3-4	.750	2	2	4	0	0	0	0	2	5
6/12	@ MIN	24:52	3-6	.500	2-4	.500	0-0	—	1	3	4	1	0	2	3	4	8
6/16	vs PHO	24:54	2-5	.400	0-3	.000	0-0	—	0	1	1	0	1	0	0	4	4
6/18	vs PHO	29:15	2-4	.500	1-1	1.000	0-0	—	1	2	3	1	1	0	2	3	5
6/20	vs NYL	32:12	6-13	.462	3-8	.375	0-0	—	0	3	3	1	0	2	4	2	15
6/24	vs WAS	31:19	1-4	.250	1-3	.333	0-0	—	0	1	1	1	1	1	2	2	3
6/26	@ PHO	28:43	2-6	.333	2-4	.500	0-0	—	1	6	7	1	1	0	1	4	6
6/30	vs LVA	26:26	0-4	.000	0-3	.000	0-0	—	0	7	7	1	0	0	0	3	0
7/2	vs LVA	28:18	0-3	.000	0-1	.000	0-0	—	1	6	7	0	2	4	4	3	0
7/4	vs SEA	27:34	4-12	.333	3-6	.500	0-0	—	0	2	2	2	0	1	1	5	11
7/7	@ SEA	30:39	2-11	.182	1-7	1.43	0-0	—	2	5	7	1	2	1	2	5	5
7/11	vs MIN	24:49	1-6	.167	1-4	.250	0-0	—	1	0	1	2	1	2	1	2	6
8/15	vs IND	18:36	3-6	.500	1-3	.333	2-3	.667	0	3	3	0	0	1	0	2	9
8/17	vs ATL	18:52	3-6	.500	2-3	.667	2-2	1.000	0	8	8	1	1	0	2	1	10
8/19	vs ATL	17:10	1-3	.333	1-2	.500	1-2	.500	0	3	3	0	0	0	0	1	4
8/22	@ NYL	23:16	3-4	.750	1-2	.500	2-2	1.000	1	3	4	2	1	2	3	4	9
8/24	@ WAS	20:30	4-9	.444	3-6	.500	4-4	1.000	0	4	4	0	1	1	2	2	15
8/26	@ CON																
8/28	@ CON																
8/31	@ IND																
9/2	@ MIN																
9/9	vs CON																
9/12	vs SEA																
9/16	@ ATL																
9/19	@ DAL																
Total	—	609:34	65-165	.394	36-89	.404	19-25	.760	16	85	101	22	23	32	33	65	188

2021 Regular Season Averages:

G-GS	PPG	RPG	APG	SPG	BPG	MPG	FG%	3FG%	FT%
5-3	8.4	5.4	1.0	0.8	0.4	22.0	40.5	66.7	75.0

	2021 Season Highs	Career Highs	Playoff Career Highs
PTS	12, vs DAL 5/14/21	30, vs SEA 6/15/18	10, @CON 9/19/19
REB	8, @ WAS 8/24/21	17, vs NY 6/29/14	5, @CON 9/19/19
AST	2, three times	4, vs NY 6/14/19	2, vs SEA 9/15/19
STL	1, four times	4, two times	2, vs PHX 9/23/19
BLK	1, two times	7, vs DAL 7/20/16	2, @CON 9/17/19
FGM	5, vs DAL 5/14/21	13, vs SEA 6/15/18	14 @CON 9/19/19
3FGM	2, vs DAL 5/14/21	2, vs DAL 5/14/21	—
FTM	3, @ LVA 5/21/21	8, two times	—
MINS	30:40, @ LVA 5/21/21	40, two times	19, vs PHO 8/23/18




GAME BY GAME STATS

Date	Opponent	MINS	FG-A	PCT	3PM-A	PCT	FTM-A	PCT	OFF	DEF	TOT	AST	STL	BLK	TO	PF	PTS
5/14	vs DAL	27:11	5-11	.455	2-3	.667	0-0	—	1	5	6	2	1	0	1	4	12
5/21	@ LVA	30:40	4-10	.400	0-0	—	3-5	.600	3	2	5	2	1	0	2	5	11
5/28	@CHI	24:00	1-8	.125	0-0	—	2-2	1.000	2	4	6	2	0	1	3	4	4
5/30	@CHI	DNP - KNEE	—	—	—	—	—	—	—	—	—	—	—	—	—	—	—
6/1	@DAL	DNP - KNEE	—	—	—	—	—	—	—	—	—	—	—	—	—	—	—
6/3	vs IND	DNP - KNEE	—	—	—	—	—	—	—	—	—	—	—	—	—	—	—
6/5	vs CHI	DNP - KNEE	—	—	—	—	—	—	—	—	—	—	—	—	—	—	—
6/10	@WAS	DNP - KNEE	—	—	—	—	—	—	—	—	—	—	—	—	—	—	—
6/12	@MIN	DNP - KNEE	—	—	—	—	—	—	—	—	—	—	—	—	—	—	—
6/16	vs PHO	DNP - KNEE	—	—	—	—	—	—	—	—	—	—	—	—	—	—	—
6/18	vs PHO	DNP - KNEE	—	—	—	—	—	—	—	—	—	—	—	—	—	—	—
6/20	vs NYL	DNP - KNEE	—	—	—	—	—	—	—	—	—	—	—	—	—	—	—
6/24	vs WAS	DNP - KNEE	—	—	—	—	—	—	—	—	—	—	—	—	—	—	—
6/26	@PHO	DNP - KNEE	—	—	—	—	—	—	—	—	—	—	—	—	—	—	—
6/30	vs LVA	DNP - KNEE	—	—	—	—	—	—	—	—	—	—	—	—	—	—	—
7/2	vs LVA	DNP - KNEE	—	—	—	—	—	—	—	—	—	—	—	—	—	—	—
7/4	vs SEA	DNP - KNEE	—	—	—	—	—	—	—	—	—	—	—	—	—	—	—
7/7	@SEA	DNP - KNEE	—	—	—	—	—	—	—	—	—	—	—	—	—	—	—
7/11	vs MIN	DNP - KNEE	—	—	—	—	—	—	—	—	—	—	—	—	—	—	—
8/15	vs IND	DNP - KNEE	—	—	—	—	—	—	—	—	—	—	—	—	—	—	—
8/17	vs ATL	DNP - KNEE	—	—	—	—	—	—	—	—	—	—	—	—	—	—	—
8/19	vs ATL	DNP - KNEE	—	—	—	—	—	—	—	—	—	—	—	—	—	—	—
8/22	@NYL	9:16	3-4	.750	0-0	—	0-0	—	1	1	2	0	1	1	0	3	6
8/24	@WAS	18:56	4-9	.444	0-0	—	1-1	1.000	4	4	8	0	1	0	0	2	9
8/26	@CON																
8/28	@CON																
8/31	@IND																
9/2	@MIN																
9/9	vs CON																
9/12	vs SEA																
9/16	@ATL																
9/19	@DAL																
Total	—	110:03	17-42	.405	2-3	.667	6-8	.750	11	16	27	6	4	2	6	18	42

2021 Regular Season Averages:

G-GS	PPG	RPG	APG	SPG	BPG	MPG	FG%	3FG%	FT%
9-0	2.6	3.7	0.6	0.9	1.0	14.7	32.1	0.0	62.5

	2021 Season Highs	Career Highs	Playoff Career Highs
PTS	5, vs LVA 7/2/21	7, two times	—
REB	8, vs LVA 7/2/21	8, vs LVA 7/2/21	—
AST	1, five times	4, vs CHI 8/31/20	—
STL	2, three times	2, three times	—
BLK	2, two times	2, two times	—
FGM	2, two times	2, three times	—
3FGM	—	1, four times	—
FTM	2, two times	2, seven times	—
MINS	23:07, vs MIN 7/11/21	20:55, vs LVA 7/2/21	—



GAME BY GAME STATS

Date	Opponent	MINS	FG-A	PGT	3PM-A	PGT	FTM-A	PGT	DEF	DEF	TQT	AST	STL	BLK	TQ	PF	PTS
5/14	vs DAL	—	—	—	—	—	—	—	—	—	—	—	—	—	—	—	—
5/21	@ LVA	—	—	—	—	—	—	—	—	—	—	—	—	—	—	—	—
5/28	@CHI	—	—	—	—	—	—	—	—	—	—	—	—	—	—	—	—
5/30	@CHI	—	—	—	—	—	—	—	—	—	—	—	—	—	—	—	—
6/1	@DAL	—	—	—	—	—	—	—	—	—	—	—	—	—	—	—	—
6/3	vs IND	—	—	—	—	—	—	—	—	—	—	—	—	—	—	—	—
6/5	vs CHI	—	—	—	—	—	—	—	—	—	—	—	—	—	—	—	—
6/10	@WAS	—	—	—	—	—	—	—	—	—	—	—	—	—	—	—	—
6/12	@MIN	—	—	—	—	—	—	—	—	—	—	—	—	—	—	—	—
6/16	vs PHO	—	—	—	—	—	—	—	—	—	—	—	—	—	—	—	—
6/18	vs PHO	—	—	—	—	—	—	—	—	—	—	—	—	—	—	—	—
6/20	vs NYL	—	—	—	—	—	—	—	—	—	—	—	—	—	—	—	—
6/24	vs WAS	—	—	—	—	—	—	—	—	—	—	—	—	—	—	—	—
6/26	@PHO	—	—	—	—	—	—	—	—	—	—	—	—	—	—	—	—
6/30	vs LVA	18:47	1-3	.333	0-0	—	2-2	1.000	1	4	5	1	2	1	0	1	4
7/2	vs LVA	20:55	2-7	.286	0-1	.000	1-2	.500	0	4	4	1	0	1	0	5	5
7/4	vs SEA	14:19	1-2	.500	0-0	—	2-2	1.000	0	2	2	1	0	0	1	1	4
7/7	@SEA	11:16	1-3	.333	0-0	—	0-0	—	1	0	1	0	2	1	0	1	2
7/11	vs MIN	23:07	1-3	.333	0-1	.000	0-0	—	1	7	8	0	2	1	1	3	2
8/15	vs IND	13:23	0-4	.000	0-0	—	0-0	—	1	2	3	0	0	0	1	2	0
8/17	vs ATL	14:13	2-3	.667	0-0	—	0-0	—	2	4	6	1	1	2	2	2	4
8/19	vs ATL	6:03	1-1	1.000	0-0	—	0-2	.000	1	0	1	0	0	1	0	0	2
8/22	@NYL	DNP - CD	—	—	—	—	—	—	—	—	—	—	—	—	—	—	—
8/24	@WAS	10:00	0-2	.000	0-2	.000	0-0	—	1	2	3	1	0	2	0	0	0
8/26	@CON																
8/28	@CON																
8/31	@IND																
9/2	@MIN																
9/9	vs CON																
9/12	vs SEA																
9/16	@ATL																
9/19	@DAL																
Total	—	132:03	9-28	.321	0-4	.000	5-8	.625	8	25	33	5	7	9	5	15	23

#15BRITTNEY SYKESGUARD5-92/7/94SYRACUSE5TH SEASON

2021 Regular Season Averages:

G-GS	PPG	RPG	APG	SPG	BPG	MPG	FG%	3FG%	FT%
24-12	9.6	4.5	2.1	1.7	0.5	27.7	42.2	15.4	75.0

	2021 Season Highs	Career Highs	Playoff Career Highs
PTS	19, vs SEA 7/4/21	33, vs PHO 9/3/17	17, @WAS 8/31/18
REB	10, vs SEA 7/4/21	13, vs PHO 7/25/17	6, vs WAS 8/28/18
AST	5, two times	7, vs IND 7/1/18	3, vs WAS 9/4/18
STL	7, vs NYL 6/20/21	7, vs NYL 6/20/21	2, two times
BLK	2, two times	3, three times	1, vs WAS 8/28/18
FGM	8, vs ATL 8/17/21	12, vs PHO 9/3/17	6, three times
3FGM	2, @ CHI 5/30/21	4, two times	3, two times
FTM	7, vs SEA 7/4/21	12, vs WAS 7/19/17	2, two times
MINS	40:20, vs ATL 8/17/21	40:20, vs ATL 8/17/21	28, @WAS 9/2/18



GAME BY GAME STATS

Date	Opponent	MINS	FG-A	PCI	3PM-A	PCI	FIM-A	PCI	QFF	DEF	TOI	AST	STL	BLK	IQ	PF	PTS
5/14	vs DAL	26:34	2-7	.286	0-4	.000	2-4	.500	0	2	2	3	2	1	1	0	6
5/21	@ LVA	22:33	1-7	.143	0-5	.000	0-0	—	0	2	2	2	0	0	0	1	2
5/28	@CHI	28:22	4-11	.364	1-3	.333	2-2	1.000	2	3	5	3	5	0	3	3	11
5/30	@CHI	25:59	2-6	.333	2-3	.667	0-0	—	2	1	3	2	1	2	2	4	6
6/1	@DAL	25:13	1-6	.167	0-2	.000	4-4	1.000	0	4	4	1	0	1	2	3	6
6/3	vs IND	26:17	4-9	.444	0-1	.000	0-0	—	1	5	6	2	3	0	1	2	8
6/5	vs CHI	20:20	0-3	.000	0-0	—	1-2	.500	0	4	4	2	0	0	0	3	1
6/10	@WAS	21:26	3-8	.375	0-1	.000	4-6	.667	1	2	3	1	0	1	0	1	10
6/12	@MIN	24:36	1-7	.143	0-0	—	0-0	—	2	4	6	4	3	0	0	2	2
6/16	vs PHO	23:24	6-10	.600	0-0	—	2-3	.667	5	4	9	1	1	1	2	2	14
6/18	vs PHO	22:04	5-8	.625	0-0	—	4-5	.800	1	4	5	0	1	0	0	4	14
6/20	vs NYL	30:30	5-10	.500	0-1	.000	0-1	.000	2	2	4	0	7	0	1	2	10
6/24	vs WAS	27:16	5-8	.625	0-0	—	4-4	1.000	0	3	3	2	1	2	1	3	14
6/26	@PHO	31:55	5-13	.385	0-1	.000	1-3	.333	1	5	6	4	3	1	1	3	11
6/30	vs LVA	25:14	5-13	.385	0-1	.000	1-1	1.000	3	3	6	1	1	0	0	0	11
7/2	vs LVA	38:18	2-7	.286	0-1	.000	2-2	1.000	0	1	1	3	0	0	2	2	6
7/4	vs SEA	36:50	6-13	.462	0-0	—	7-7	1.000	1	9	10	5	2	0	1	1	19
7/7	@SEA	20:20	4-7	.571	0-0	—	0-0	—	0	0	0	0	2	0	2	4	8
7/11	vs MIN	30:10	5-11	.455	0-1	.000	4-7	.571	1	0	1	0	0	0	1	2	14
8/15	vs IND	28:50	6-11	.545	1-2	.500	3-3	1.000	3	4	7	2	0	0	0	4	16
8/17	vs ATL	40:20	8-17	.471	0-3	.000	1-2	.500	2	2	4	5	2	0	2	3	17
8/19	vs ATL	33:15	3-5	.600	0-0	—	3-4	.750	2	6	8	1	2	0	2	1	9
8/22	@NYL	29:58	2-6	.333	0-0	—	3-4	.750	0	6	6	3	3	1	1	4	7
8/24	@WAS	25:25	4-8	.500	0-1	.000	0-0	—	0	4	4	3	2	2	1	1	8
8/26	@CON																
8/28	@CON																
8/31	@IND																
9/2	@MIN																
9/9	vs CON																
9/12	vs SEA																
9/16	@ATL																
9/19	@DAL																
Total	—	666:06	89-211	.422	4-26	.154	48-64	.750	29	80	109	50	41	12	26	55	230

#17	ERICA WHEELER	GUARD	5-7	5/2/91	RUTGERS	6TH SEASON
-----	---------------	-------	-----	--------	---------	------------

2021 Regular Season Averages:

G-GS	PPG	RPG	APG	SPG	BPG	MPG	FG%	3FG%	FT%
24-24	13.5	3.0	4.3	1.3	0.3	29.2	41.0	37.3	82.9

	2021 Season Highs	Career Highs	Playoff Career Highs
PTS	22, two times	33, @NYL 8/8/17	10, vs PHO 9/21/16
REB	6, vs NYL 6/20/21	7, three times	3, vs PHO 9/21/16
AST	10, two times	10, two times	3, vs PHO 9/21/16
STL	3, three times	5, vs ATL 7/31/19	—
BLK	2, vs PHO 6/16/21	2, two times	—
FGM	9, two times	12, @NYL 8/8/17	3, vs PHO 9/21/16
3FGM	3, three times	7, @NYL 8/8/17	2, vs PHO 9/21/16
FTM	7, two times	9, vs PHO 6/7/17	2, vs PHO 9/21/16
MINS	37:40, @ NYL 8/22/21	42, vs PHO 6/7/17	25, vs PHO 9/21/16



GAME BY GAME STATS

Date	Opponent	MINS	FG-A	PCI	3PM-A	PCI	FTM-A	PCI	QFF	DEF	TOI	AST	STL	BLK	IQ	PF	PTS
5/14	vs DAL	19:25	2-8	.250	0-3	.000	0-0	—	0	2	2	2	0	0	3	4	4
5/21	@ LVA	19:14	3-6	.500	0-1	.000	0-0	—	0	3	3	1	2	0	2	3	6
5/28	@CHI	25:44	3-5	.500	1-1	1.000	6-7	.857	0	0	0	6	3	0	2	0	13
5/30	@CHI	34:50	6-19	.316	0-1	.000	5-6	.833	0	0	0	7	3	0	5	4	17
6/1	@DAL	22:08	2-12	.167	1-5	.200	0-0	—	0	2	2	0	1	0	2	2	5
6/3	vs IND	24:10	5-9	.556	3-4	.750	1-1	1.000	0	1	1	5	2	0	2	3	14
6/5	vs CHI	34:25	7-13	.538	1-3	.333	7-7	1.000	1	4	5	5	0	0	3	2	22
6/10	@WAS	25:40	3-10	.300	2-4	.500	0-0	-	0	3	3	4	1	0	1	1	8
6/12	@MIN	21:48	3-9	.333	0-0	—	3-4	.750	1	1	2	2	0	0	1	0	9
6/16	vs PHO	30:41	8-17	.471	1-2	.500	1-1	1.000	2	3	5	10	0	2	1	4	18
6/18	vs PHO	29:25	5-14	.357	0-3	.000	7-9	.778	2	3	5	2	0	0	3	3	17
6/20	vs NYL	31:13	9-15	.600	0-1	.000	2-3	.667	1	5	6	10	3	0	4	3	20
6/24	vs WAS	27:54	3-12	.250	1-2	.500	2-2	1.000	0	4	4	3	1	0	2	2	9
6/26	@PHO	32:09	9-19	.474	0-4	.000	3-4	.750	0	3	3	4	2	1	1	5	21
6/30	vs LVA	29:38	5-13	.385	3-5	.600	0-0	—	0	1	1	3	1	0	3	0	13
7/2	vs LVA	34:12	6-14	.429	2-6	.333	1-2	.500	0	4	4	5	1	0	3	1	15
7/4	vs SEA	35:08	6-17	.353	1-3	.333	6-6	1.000	1	3	4	5	2	0	2	3	19
7/7	@SEA	32:56	8-13	.615	1-1	1.000	5-5	1.000	1	0	1	3	1	0	3	3	22
7/11	vs MIN	23:48	6-14	.429	0-1	.000	2-2	1.000	1	2	3	6	2	0	3	2	14
8/15	vs IND	32:55	4-7	.571	3-5	.600	1-2	.500	1	2	3	6	1	0	4	3	12
8/17	vs ATL	37:38	6-14	.429	2-2	1.000	2-2	1.000	0	5	5	5	1	1	3	1	16
8/19	vs ATL	32:26	3-12	.250	1-2	.500	0-0	—	2	2	4	3	1	0	3	5	7
8/22	@NYL	37:40	7-15	.467	1-4	.250	2-4	.500	0	4	4	5	1	1	2	4	17
8/24	@WAS	25:32	2-7	.286	1-3	.333	2-3	.667	1	2	3	2	2	1	2	3	7
8/26	@CON																
8/28	@CON																
8/31	@IND																
9/2	@MIN																
9/9	vs CON																
9/12	vs SEA																
9/16	@ATL																
9/19	@DAL																
Total	—	701:05	121-295	.410	25-67	.373	58-70	.829	14	57	71	104	31	6	60	61	325

#20	KRISTI TOLIVER	GUARD	5-7	1/27/87	MARYLAND	12TH SEASON
-----	----------------	-------	-----	---------	----------	-------------

2021 Regular Season Averages:

G-GS	PPG	RPG	APG	SPG	BPG	MPG	FG%	3FG%	FT%
18-18	9.7	1.6	2.9	0.7	0.0	27.7	41.3	32.9	84.2

	2021 Season Highs	Career Highs	Playoff Career Highs
PTS	22, vs IND 6/3/21	43, vs TUL 7/3/15	32, @NYL 9/10/17
REB	4, two times	9, @CON 8/6/13	6, vs PHO 9/23/13
AST	6, vs IND 8/15/21	11, vs IND 8/8/19	10, @CON 10/6/19
STL	3, vs PHO 6/18/21	4, three times	5, @CHI 10/4/16
BLK	—	2, four times	1, four times
FGM	8, vs IND 6/3/21	15, vs TUL 7/3/15	10, @NYL 9/10/17
3FGM	4, @DAL 6/1/21	7, three times	9, @NYL 9/10/17
FTM	3, two times	14, vs TUL 6/20/12	10, vs SAS 9/27/12
MINS	38:40, vs ATL 8/17/21	44, vs TUL 6/8/13	40, 8/31/18



GAME BY GAME STATS

Date	Opponent	MINS	FG-A	FG%	3PM-A	3P%	FTM-A	FT%	QFF	DEE	TOT	AST	STL	BLK	TO	PF	PTS
5/14	vs DAL	24:11	4-6	.667	2-4	.500	1-2	.500	0	0	0	2	1	0	3	1	11
5/21	@ LVA	18:14	3-6	.500	1-3	.333	2-2	1.000	0	2	2	5	0	0	2	4	9
5/28	@CHI	22:00	1-1	1.000	0-0	—	3-3	1.000	0	1	1	1	0	0	1	1	5
5/30	@CHI	27:17	0-3	.000	0-2	.000	0-0	—	0	1	1	5	1	0	1	1	0
6/1	@DAL	26:23	5-6	.833	4-5	.800	0-0	—	0	0	0	2	1	0	2	4	14
6/3	vs IND	27:41	8-12	.667	3-7	.429	3-3	1.000	0	2	2	0	0	0	2	2	22
6/5	vs CHI	29:12	2-8	.250	1-2	.500	0-0	—	2	0	2	2	0	0	2	4	5
6/10	@WAS	24:01	1-4	.250	1-3	.333	0-0	-	0	2	2	3	0	0	1	1	3
6/12	@MIN	33:06	5-18	.278	2-6	.333	1-1	1.000	0	0	0	5	1	0	3	3	13
6/16	vs PHO	29:20	7-14	.500	2-6	.333	1-1	1.000	2	0	2	0	0	0	0	3	17
6/18	vs PHO	28:35	3-10	.300	0-2	.000	2-2	1.000	0	1	1	2	3	0	1	1	8
6/20	vs NYL	35:01	6-17	.353	3-12	.250	0-0	—	2	2	4	2	1	0	3	3	15
6/24	vs WAS	23:57	2-4	.500	1-2	.500	0-1	.000	0	1	1	3	1	0	4	0	5
6/26	@PHO	DNP - EYE	—	—	—	—	—	—	—	—	—	—	—	—	—	—	—
6/30	vs LVA	DNP - EYE	—	—	—	—	—	—	—	—	—	—	—	—	—	—	—
7/2	vs LVA	DNP - EYE	—	—	—	—	—	—	—	—	—	—	—	—	—	—	—
7/4	vs SEA	DNP - EYE	—	—	—	—	—	—	—	—	—	—	—	—	—	—	—
7/7	@SEA	DNP - EYE	—	—	—	—	—	—	—	—	—	—	—	—	—	—	—
7/11	vs MIN	DNP - EYE	—	—	—	—	—	—	—	—	—	—	—	—	—	—	—
8/15	vs IND	28:02	2-9	.222	0-4	.000	0-0	—	0	0	0	6	1	0	0	3	4
8/17	vs ATL	38:40	4-15	.267	1-8	.125	2-2	1.000	1	1	2	3	2	0	1	1	11
8/19	vs ATL	32:34	4-5	.800	2-3	.667	0-0	—	0	4	4	5	0	0	3	3	10
8/22	@NYL	27:39	6-15	.400	3-8	.375	1-2	.500	1	1	2	3	0	0	0	0	16
8/24	@WAS	22:50	3-7	.429	1-5	.200	0-0	—	1	1	2	3	1	0	0	1	7
8/26	@CON																
8/28	@CON																
8/31	@IND																
9/2	@MIN																
9/9	vs CON																
9/12	vs SEA																
9/16	@ATL																
9/19	@DAL																
Total	—	498:45	66-160	.413	27-82	.329	16-19	.842	9	19	28	52	13	0	29	36	175

#22	ARELLA GUIRANTES	GUARD	5-11	10/15/97	RUTGERS	1ST SEASON
-----	------------------	-------	------	----------	---------	------------

2021 Regular Season Averages:

G-GS	PPG	RPG	APG	SPG	BPG	MPG	FG%	3FG%	FT%
17-2	3.4	1.4	0.5	0.4	0.2	10.8	27.9	26.3	82.4

	2021 Season Highs	Career Highs	Playoff Career Highs
PTS	8, two times	6, two times	—
REB	5, @ LVA 5/21/21	5, @ LVA 5/21/21	—
AST	2, two times	2, two times	—
STL	2, two times	2, two times	—
BLK	1, three times	1, three times	—
FGM	2, seven times	2, seven times	—
3FGM	2, @ WAS 6/10/21	2, @ WAS 6/10/21	—
FTM	4, @ WAS 8/24/21	4, @ WAS 8/24/21	—
MINS	21:19, @ LVA 5/21/21	21:19, @ LVA 5/21/21	—



GAME BY GAME STATS

Date	Opponent	MINS	FG-A	PCT	3PM-A	PCT	FTM-A	PCT	OFF	DEF	TOT	AST	STL	BLK	TO	PE	PTS
5/14	vs DAL	8:10	2-5	.400	0-2	.000	0-0	—	0	0	0	0	1	0	0	0	4
5/21	@ LVA	21:19	2-9	.222	0-3	.000	2-2	1.000	1	4	5	1	1	0	0	2	6
5/28	@CHI	14:26	2-7	.285	1-1	1.000	0-0	—	1	0	1	2	0	0	0	1	5
5/30	@CHI	5:17	1-2	.500	1-1	1.000	0-0	—	1	1	2	1	0	0	1	0	3
6/1	@DAL	DNP - CD	—	—	—	—	—	—	—	—	—	—	—	—	—	—	—
6/3	vs IND	19:51	2-6	.333	1-1	1.000	0-0	—	0	2	2	1	2	1	0	0	5
6/5	vs CHI	3:38	0-2	.000	0-0	—	0-0	—	0	1	1	0	0	0	2	1	0
6/10	@WAS	17:01	2-6	.333	2-3	.667	2-4	.500	0	0	0	0	1	1	0	0	8
6/12	@MIN	6:21	0-2	.000	0-0	—	0-0	—	1	1	2	0	0	0	1	1	0
6/16	vs PHO	5:30	0-1	.000	0-0	—	0-0	—	0	0	0	0	0	0	0	1	0
6/18	vs PHO	1:58	1-1	1.000	0-0	—	0-0	—	0	1	1	0	0	0	1	0	2
6/20	vs NYL	DNP - CD	—	—	—	—	—	—	—	—	—	—	—	—	—	—	—
6/24	vs WAS	DNP - CD	—	—	—	—	—	—	—	—	—	—	—	—	—	—	—
6/26	@PHO	8:44	1-4	.250	0-3	.000	2-2	1.000	0	0	0	1	0	0	0	1	4
6/30	vs LVA	16:33	1-8	.125	0-2	.000	0-0	—	0	3	3	0	2	0	1	3	2
7/2	vs LVA	3:48	0-0	—	0-0	—	0-0	—	0	0	0	1	0	0	0	0	0
7/4	vs SEA	DNP - CD	—	—	—	—	—	—	—	—	—	—	—	—	—	—	—
7/7	@SEA	20:33	2-5	.400	0-1	.000	2-2	1.000	1	1	2	2	0	0	0	2	6
7/11	vs MIN	9:50	1-4	.250	0-0	—	2-2	1.000	0	1	1	0	0	1	2	1	4
8/15	vs IND	2:27	0-0	—	0-0	—	0-0	—	0	1	1	0	0	0	0	0	0
8/17	vs ATL	DNP - CD	—	—	—	—	—	—	—	—	—	—	—	—	—	—	—
8/19	vs ATL	DNP - CD	—	—	—	—	—	—	—	—	—	—	—	—	—	—	—
8/22	@NYL	DNP - CD	—	—	—	—	—	—	—	—	—	—	—	—	—	—	—
8/24	@WAS	17:09	2-6	.333	0-2	.000	4-5	.800	0	2	2	0	0	0	0	2	8
8/26	@CON																
8/28	@CON																
8/31	@IND																
9/2	@MIN																
9/9	vs CON																
9/12	vs SEA																
9/16	@ATL																
9/19	@DAL																
Total	—	166:25	17-62	.274	5-17	.294	10-12	.833	5	16	21	9	7	3	8	13	49

#30	NNEKA OGWUMIKE	FORWARD	6-2	7/20/90	STANFORD	10TH SEASON
-----	----------------	---------	-----	---------	----------	-------------

2021 Regular Season Averages:

G-GS	PPG	RPG	APG	SPG	BPG	MPG	FG%	3FG%	FT%
10-10	14.6	6.9	2.7	1.1	0.3	31.3	53.4	29.4	75.0

	2021 Season Highs	Career Highs	Playoff Career Highs
PTS	21, @ CHI 5/30/21	38, vs ATL 6/30/16	27, vs CHI 9/28/16
REB	9, three times	20, @ IND 7/12/12	14, vs PHO 9/19/13
AST	9, vs ATL 8/17/21	9, vs ATL 8/17/21	6, vs CHI 9/28/16
STL	3, two times	6, two times	4, @ CHI 10/4/16
BLK	2, vs IND 8/15/21	5, vs ATL 6/30/16	3, @ CHI 10/4/16
FGM	9, @ LVA 5/21/21	13, two times	11, vs CHI 9/28/16
3FGM	2, @ NYL 8/22/21	5, vs WAS 7/7/19	2, vs MIN 10/14/16
FTM	7, @ CHI 5/30/21	14, vs WAS 9/3/15	7, two times
MINS	39:23, @ CHI 5/30/21	46:59, @ CHI 8/18/17	37:59, @ MIN I 9/18/15



GAME BY GAME STATS

Date	Opponent	MINS	FG-A	FG%	3PM-A	3PT%	FTM-A	FT%	ORE	DEF	TOI	AST	STL	BLK	IQ	PF	PTS
5/14	vs DAL	26:20	8-14	.571	0-0	—	2-2	1.000	3	5	8	0	0	0	1	0	18
5/21	@ LVA	28:15	9-17	.529	1-2	.500	0-0	—	0	5	5	3	1	0	1	3	19
5/28	@CHI	28:54	6-11	.545	1-3	.333	1-2	.500	3	6	9	2	2	0	3	0	14
5/30	@CHI	39:23	7-11	.636	0-1	.000	7-9	.778	2	7	9	1	0	0	3	3	21
6/1	@DAL	25:01	4-5	.800	0-0	—	2-2	1.000	1	3	4	0	0	1	1	0	10
6/3	vs IND	DNP - KNEE	—	—	—	—	—	—	—	—	—	—	—	—	—	—	—
6/5	vs CHI	DNP - KNEE	—	—	—	—	—	—	—	—	—	—	—	—	—	—	—
6/10	@WAS	DNP - KNEE	—	—	—	—	—	—	—	—	—	—	—	—	—	—	—
6/12	@MIN	DNP - KNEE	—	—	—	—	—	—	—	—	—	—	—	—	—	—	—
6/16	vs PHO	DNP - KNEE	—	—	—	—	—	—	—	—	—	—	—	—	—	—	—
6/18	vs PHO	DNP - KNEE	—	—	—	—	—	—	—	—	—	—	—	—	—	—	—
6/20	vs NYL	DNP - KNEE	—	—	—	—	—	—	—	—	—	—	—	—	—	—	—
6/24	vs WAS	DNP - KNEE	—	—	—	—	—	—	—	—	—	—	—	—	—	—	—
6/26	@PHO	DNP - KNEE	—	—	—	—	—	—	—	—	—	—	—	—	—	—	—
6/30	vs LVA	DNP - KNEE	—	—	—	—	—	—	—	—	—	—	—	—	—	—	—
7/2	vs LVA	DNP - KNEE	—	—	—	—	—	—	—	—	—	—	—	—	—	—	—
7/4	vs SEA	DNP - KNEE	—	—	—	—	—	—	—	—	—	—	—	—	—	—	—
7/7	@SEA	DNP - KNEE	—	—	—	—	—	—	—	—	—	—	—	—	—	—	—
7/11	vs MIN	DNP - KNEE	—	—	—	—	—	—	—	—	—	—	—	—	—	—	—
8/15	vs IND	30:59	6-14	.429	0-1	.000	0-0	—	1	6	7	1	0	2	3	1	12
8/17	vs ATL	37:38	6-7	.857	0-0	—	1-2	.500	0	9	9	9	1	0	1	3	13
8/19	vs ATL	36:08	8-14	.571	1-3	.333	0-1	.000	2	5	7	4	3	0	6	0	17
8/22	@NYL	34:26	6-14	.429	2-6	.333	2-2	1.000	2	3	5	6	3	0	3	3	16
8/24	@WAS	25:56	3-11	.273	0-1	.000	0-0	—	1	5	6	1	1	0	2	1	6
8/26	@CON																
8/28	@CON																
8/31	@IND																
9/2	@MIN																
9/9	vs CON																
9/12	vs SEA																
9/16	@ATL																
9/19	@DAL																
Total	—	314:00	63-118	.534	5-17	.294	15-20	.750	15	54	69	27	11	3	24	14	146

#40	JASMINE WALKER	FORWARD	6-3	2/3/98	ALABAMA	1ST SEASON
-----	----------------	---------	-----	--------	---------	------------

2021 Regular Season Averages:

G-GS	PPG	RPG	APG	SPG	BPG	MPG	FG%	3FG%	FT%
2-0	0.0	0.5	1.0	1.0	0.5	10.0	0.0	0.0	0.0

	2021 Season Highs	Career Highs	Playoff Career Highs
PTS	—	—	—
REB	1, vs DAL 5/14/21	1, vs DAL 5/14/21	—
AST	2, vs DAL 5/14/21	2, vs DAL 5/14/21	—
STL	2, vs DAL 5/14/21	2, vs DAL 5/14/21	—
BLK	1, @ LVA 5/21/21	1, @ LVA 5/21/21	—
FGM	—	—	—
3FGM	—	—	—
FTM	—	—	—
MINS	17:22, vs DAL 5/14/21	17:22, vs DAL 5/14/21	—



GAME BY GAME STATS

Date	Opponent	MINS	FG-A	PGT	3PM-A	PGT	FTM-A	PGT	QFF	DEF	TOT	AST	STL	BLK	TO	PF	PTS
5/14	vs DAL	17:22	0-4	.000	0-3	.000	0-0	—	0	1	1	2	2	0	1	1	0
5/21	@ LVA	2:36	0-1	.000	0-1	.000	0-2	.000	0	0	0	0	0	1	0	0	0
5/28	@CHI	DNP - KNEE	-	-	-	-	-	-	-	-	-	-	-	-	-	-	-
5/30	@CHI	DNP - KNEE	—	—	—	—	—	—	—	—	—	—	—	—	—	—	—
6/1	@DAL	DNP - KNEE	—	—	—	—	—	—	—	—	—	—	—	—	—	—	—
6/3	vs IND	DNP - KNEE	—	—	—	—	—	—	—	—	—	—	—	—	—	—	—
6/5	vs CHI	DNP - KNEE	—	—	—	—	—	—	—	—	—	—	—	—	—	—	—
6/10	@WAS	DNP - KNEE	—	—	—	—	—	—	—	—	—	—	—	—	—	—	—
6/12	@MIN	DNP - KNEE	—	—	—	—	—	—	—	—	—	—	—	—	—	—	—
6/16	vs PHO	DNP - KNEE	—	—	—	—	—	—	—	—	—	—	—	—	—	—	—
6/18	vs PHO	DNP - KNEE	—	—	—	—	—	—	—	—	—	—	—	—	—	—	—
6/20	vs NYL	DNP - KNEE	—	—	—	—	—	—	—	—	—	—	—	—	—	—	—
6/24	vs WAS	DNP - KNEE	—	—	—	—	—	—	—	—	—	—	—	—	—	—	—
6/26	@PHO	DNP - KNEE	—	—	—	—	—	—	—	—	—	—	—	—	—	—	—
6/30	vs LVA	DNP - KNEE	—	—	—	—	—	—	—	—	—	—	—	—	—	—	—
7/2	vs LVA	DNP - KNEE	—	—	—	—	—	—	—	—	—	—	—	—	—	—	—
7/4	vs SEA	DNP - KNEE	—	—	—	—	—	—	—	—	—	—	—	—	—	—	—
7/7	@SEA	DNP - KNEE	—	—	—	—	—	—	—	—	—	—	—	—	—	—	—
7/11	vs MIN	DNP - KNEE	—	—	—	—	—	—	—	—	—	—	—	—	—	—	—
8/15	vs IND	DNP - KNEE	—	—	—	—	—	—	—	—	—	—	—	—	—	—	—
8/17	vs ATL	DNP - KNEE	—	—	—	—	—	—	—	—	—	—	—	—	—	—	—
8/19	vs ATL	DNP - KNEE	—	—	—	—	—	—	—	—	—	—	—	—	—	—	—
8/22	@NYL	DNP - KNEE	—	—	—	—	—	—	—	—	—	—	—	—	—	—	—
8/24	@WAS	DNP - KNEE	—	—	—	—	—	—	—	—	—	—	—	—	—	—	—
8/26	@CON																
8/28	@CON																
8/31	@IND																
9/2	@MIN																
9/9	vs CON																
9/12	vs SEA																
9/16	@ATL																
9/19	@DAL																
Total	—	19:58	0-5	.000	0-4	.000	0-2	.000	0	1	1	2	2	1	1	1	0