

LOS ANGELES SPARKS 2021 GAME NOTES



Los Angeles Sparks (10-13) at Washington Mystics (8-14)

August 24, 2021

Entertainment and Sports Arena | 4 p.m. (PT)
ESPN3, Spectrum SportsNet, League Pass



REGULAR SEASON SCHEDULE

Date	Opponent	Time/Result	Record
5/14	DALLAS	L, 94-71	0-1
5/21	at Las Vegas	L, 97-69	0-2
5/28	at Chicago	W, 76-61	1-2
5/30	at Chicago	W, 82-79 OT	2-2
6/1	at Dallas	L, 79-69	2-3
6/3	INDIANA	W, 98-63	3-3
6/5	CHICAGO	W, 68-63	4-3
6/10	at Washington	L, 89-71	4-4
6/12	at Minnesota	L, 80-64	4-5
6/16	PHOENIX	W, 85-80	5-5
6/18	PHOENIX	L, 80-66	5-6
6/20	NEW YORK	L, 76-73	5-7
6/24	WASHINGTON	W, 89-82	6-7
6/27	at Phoenix	L, 88-79	6-8
6/30	LAS VEGAS	L, 99-75	6-9
7/2	LAS VEGAS	L, 66-58	6-10
7/4	SEATTLE	L, 84-74	6-11
7/7	at Seattle	L, 71-62	6-12
7/11	MINNESOTA	L, 86-61	6-13
8/15	INDIANA	W, 75-70	7-13
8/17	ATLANTA	W, 85-80 OT	8-13
8/19	ATLANTA	W, 66-64	9-13
8/22	at New York	W, 86-83	10-13
8/24	at Washington	4:00 pm	—
8/26	at Connecticut	4:00 pm	—
8/28	at Connecticut	4:00 pm	—
8/31	at Indiana	4:00 pm	—
9/2	at Minnesota	5:00 pm	—
9/9	CONNECTICUT	7:30 pm	—
9/12	SEATTLE	6:00 pm	—
9/16	at Atlanta	4:00 pm	—
9/19	at Dallas	2:00 pm	—

*all times listed are Pacific Standard Time

PLAYER UPDATES

NUM.	PLAYER	UPDATE
40	Jasmine Walker	Out (right knee)

CONTACT INFORMATION

Eli Horowitz

Director, Public Relations and Communications
ehorowitz@la-sparks.com
(847) 644-9932



@LA_Sparks



@LASparks

Natalie Gilmore

Coordinator, Public Relations and Communications
ngilmore@la-sparks.com

PROBABLE STARTERS

G	17	ERICA WHEELER				5'7"	6TH SEASON								
GP/GS	23/23	PPG	13.8	RPG	3.0	APG	4.4	SPG	1.3	FG%	41.3	3FG%	37.5	MPG	29.3
G	20	KRISTI TOLIVER				5'7"	12TH SEASON								
GP/GS	17/17	PPG	11.3	RPG	1.5	APG	2.9	SPG	0.7	FG%	41.2	3FG%	33.8	MPG	28.0
G	15	BRITTNEY SYKES				5'9"	5TH SEASON								
GP/GS	23/11	PPG	9.7	RPG	4.6	APG	2.0	SPG	1.7	FG%	41.9	3FG%	16.0	MPG	27.8
F	30	NNEKA OGWUMIKE				6'2"	10TH SEASON								
GP/GS	9/9	PPG	15.6	RPG	7.0	APG	2.9	SPG	1.1	FG%	56.1	3FG%	31.3	MPG	31.9
C	1	AMANDA ZAHUI B.				6'5"	7TH SEASON								
GP/GS	21/18	PPG	11.3	RPG	6.0	APG	1.2	SPG	0.6	FG%	43.8	3FG%	28.9	MPG	25.8

MATCHUP NOTES

The Los Angeles Sparks face off against the Washington Mystics at Entertainment and Sports Arena on August 24. This will be the teams third and final time playing each other in the 2021 regular season, the series is split 1-1. The Sparks are 4-0 since the Olympic Break and most recently defeated the New York Liberty 86-83 at Barclays Center. Erica Wheeler had 17 points, five rebounds, and four assists. Nneka Ogumike put up 16 points, six assists, and five rebounds. Brittney Sykes dropped seven points, and three steals to go along a massive block on Liberty guard Sabrina Ionescu at the buzzer. The Mystics most recently lost 85-78 to the Seattle Storm. In her long-awaited return, Mystics forward Elena Della Donne put up 16 points and three rebounds. Mystics All-Star Center Tina Charles led the Mystics with 20 points, nine rebounds, and three assists.

Mystics Probable Starters

F Myisha Hines-Allen
F Elena Della Donne
C Tina Charles
G Ariel Atkins
G Natasha Cloud

Head Coach: Mike Thibault

MILESTONE WATCH

PLAYER	MILESTONE (CURRENT)
Nneka Ogumike	4500 points (4459) 2100 rebounds (2084) 600 assists (524) 200 blocks (179) 500 steals (415)
Kristi Toliver	4500 points (4359) 800 rebounds (812) 1300 assists (1254) 400 steals (320)
Chiney Ogumike	1800 points (1682) 1000 rebounds (915) 150 blocks (114)

ASSOCIATED PRESS POWER POLL

	Week 11	Total Points	High	Low
1) Seattle	161	1	2	
2) Las Vegas	159	1	3	
3) Connecticut	138	1	5	
4) Minnesota	128	3	5	
5) Chicago	110	4	6	
6) Phoenix	100	5	7	
7) Washington	76	5	10	
8) New York	73	7	9	
9) Dallas	59	7	11	
10) Los Angeles	43	9	11	
11) Atlanta	23	10	12	
12) Indiana	22	10	12	

SHE'S BACK

In **Nneka Ogwumike's** first 4 games back from injury, she averaged, 14.5 PPG, 7 RPG, 5 APG, 1.8 SPG and the Sparks went 4-0.

- 12 points, 7 rebounds, two blocks, Sparks Win
- 13 points (6/7 FGs), 9 rebounds, 9 assists, Sparks Win
- 17 points (8/14 FGs), 7 rebounds, 4 assists, 3 steals, game-winning basket
- 16 points (6/14 FGs), 5 rebounds, 6 assists, 3 steals, scored 7 pts in first two mins of play

COACH KT

Kristi Toliver returned to the Sparks starting lineup on Aug. 15 after missing 6 games with injury. In her second game back, Toliver had 11 points in Tuesday's win over ATL and hit the game tying shot at the buzzer to force OT. Prior to Thursdays game where she had 10 points and 4 assists, it was reported by ESPN that Toliver has accepted an Assistant Coach position with the Dallas Mavericks. Toliver is under contract with the Sparks through the 2022 season and an NBA coaching job wouldn't impact her playing career.

DEFENSE

The Sparks are tied for fifth in the WNBA in defensive rating and first in forcing turnovers per 100 opponent possessions with 23.3%. LA leads the WNBA in opponent turnovers per game with 18.7 and is second in the league with 8.3 steals per game. The Sparks also lead the league in points off turnovers with 18.8 per game.

SLIM FOR DPOY

Brittney Sykes is third in steals per game in the WNBA averaging 1.7 and seventh in rebounds per game among Guards, averaging 4.6. She is also in the top 15 in blocks per game by a guard with 0.4. Sykes is second in the WNBA in opponent turnovers per game at 13.5, just behind Courtney Williams.

EWEEZY

Erica Wheeler is second in the league in clutch points per game (3.6) only behind Breanna Stewart, is top 10 in assists per game (4.4) and had her first two career double-doubles with 18 points and 10 assists on June 16, and 20 points and 10 assists against New York on June 20. Wheeler leads her team scoring in double digits in 16 of the Sparks 23 games, with two double doubles.

*Stats as of August 23, 2021

2021 LOS ANGELES SPARKS ROSTER

NUM.	PLAYER	POS.	HT.	YRS OF EXP.	DOB	COLLEGE
1	Amanda Zahui B.	C	6'5"	6	09/8/93	Minnesota
2	Te'a Cooper	G	5'8"	1	04/16/97	Baylor
7	Maria Vadeeva	C	6'4"	2	07/16/98	Russia
12	Nia Coffey	F	6'1"	4	06/11/95	Northwestern
13	Chiney Ogwumike	F/C	6'3"	4	03/21/92	Stanford
14	Lauren Cox	F	6'4'	1	04/20/98	Baylor
15	Brittney Sykes	G	5'9"	4	02/07/94	Syracuse
17	Erica Wheeler	G	5'7"	5	05/2/91	Rutgers
20	Kristi Toliver	G	5'7"	11	01/27/87	Maryland
22	Arella Guirantes	G	5'11"	R	10/15/97	Rutgers
30	Nneka Ogwumike	F	6'2"	9	07/02/90	Stanford
40	Jasmine Walker	F	6'3"	R	02/03/98	Alabama

COACHING STAFF

Coaching Staff:

Head Coach Derek Fisher
Assistant Coach Fred Williams
Assistant Coach Latricia Trammell
Assistant Coach Seimone Augustus

PRONOUNCIATION CHART


PLAYER/COACH

Te'a Cooper
Nneka Ogwumike
Chiney Ogwumike
Nia Coffey
Amanda Zahui B.
Arella Guirantes
Asst. Coach Seimone Augustus
Asst. Coach Latricia Trammell

PRONOUNCIATION

TAY-uh
NECK-uh Oh-gwoo-muh-kay
CHIN-ay Oh-gwoo-muh-kay
Knee-uh
Zow-ee-bee
uh-REL-uh gih-RAHN-tez
suh-MOAN
TRAM-uhl


2021 LA SPARKS ROSTER




Position: C
Height: 6'5"
DOB: 9/8/1993
College: Minnesota




Position: G
Height: 5'8"
DOB: 4/16/1997
College: Baylor




Position: C
Height: 6'4"
DOB: 7/16/1998
College: Russia



Position: F
Height: 6'1"
DOB: 6/11/1995
College: Northwestern




Position: F/C
Height: 6'3"
DOB: 3/21/1992
College: Stanford




Position: F
Height: 6'4"
DOB: 4/20/1998
College: Baylor



Position: G
Height: 5'9"
DOB: 2/7/1994
College: Syracuse




Position: G
Height: 5'7"
DOB: 5/2/1991
College: Rutgers




Position: G
Height: 5'7"
DOB: 1/27/1987
College: Maryland



Position: G
Height: 5'11"
DOB: 10/15/1997
College: Rutgers



Position: F
Height: 6'2"
DOB: 7/2/1990
College: Stanford



Position: F
Height: 6'3"
DOB: 2/3/1998
College: Alabama

COACHING STAFF



HEAD COACH



ASSISTANT COACH



ASSISTANT COACH



ASSISTANT COACH



**DIRECTOR OF
SPORTS MEDICINE/
HEAD ATHLETIC
TRAINER**



**PLAYER
DEVELOPMENT
COACH**

Sparks Pull Out Gutsy Road Win in New York

The Los Angeles Sparks overcame an 11-point second half deficit to defeat the New York Liberty on the road, 86-83. The Sparks were led by Erica Wheeler's 17 points and 5 assists and Nneka Ogumike's 16 points, 6 assists and 5 rebounds.

The Sparks played a tight first quarter. Nneka Ogumike, playing in her 4th straight game after being injured, came in strong with a 25-foot three-point jumper to start the game. She'd score 7 points in the first 2 minutes of the 1st quarter. LA's Kristi Toliver hit a milestone of 400 career three pointers, also scoring a quick seven points to give the Sparks a 14-5 lead. The Sparks used a sharp-shooting first quarter to take a 25-18 lead. Chiney Ogumike saw her first action since May 28 against the Chicago Sky.



After going up 32-23, the Liberty went on a 3-point barrage led by Rebecca Allen, Sami Whitcomb and Natasha Howard. They rattled off an 11-0 run to take a 34-32 lead. The Liberty shot 10-for-18 in the first half on triples to build a 45-37 lead at the break. Allen hit three 3's off the bench and Natasha Howard hit two of her own to score 13 points and grab 8 rebounds in the first half. Ogumike and Toliver combined for 21 points in the first half.

The Sparks came out of the break focused and ripped off a 6-0 run to cut the Liberty lead to 45-44. New York's 3-point prowess continued as Sabrina Ionescu, Whitcomb and Allen continued to drain 3's and gave the Liberty a 72-61 lead, their largest of the game. The Liberty nailed five triples in the third quarter on 10 attempts. The Sparks responded though as a Nia Coffey 3-pointer and a Chiney Ogumike runner helped the Sparks close the gap to 72-66 heading into the fourth quarter.

C. Ogumike continued the Sparks run with a layup to open the fourth quarter and a Coffey layup off a Wheeler steal forced a Liberty timeout at 72-70 New York with 8:54 remaining. A Wheeler runner tied the game at 72-72. A Cooper triple gave the Sparks a 75-72 lead, their first lead since the first quarter. Two free throws from Betnijah Laney off a C. Ogumike flagrant foul and a Whitcomb three gave the Liberty a 77-75 lead before Cooper responded with a layup to tie the game at 77-77.

A Nneka steal and transition layup put the Sparks up 79-77 and Wheeler followed with a layup to put the Sparks up 81-77. Wheeler gave the Sparks an 83-79 lead but the Liberty were in the bonus and used free throws to close to 83-81 Sparks. Brittney Sykes got a steal with 20 seconds remaining and got fouled going to the basket. She'd hit both free throws to go up 85-81. After Michaela Onyenwere hit two free throws to pull the Liberty to within 85-83, Toliver made 1-of-2 from the line to put the Sparks up 86-83. On the last play of the game, Brittney Sykes emphatically swatted a last-second attempt by Ionescu to tie the game.

With the win, the Sparks currently sit in 8th place in the WNBA standings.

The Los Angeles Sparks will travel tonight to Washington to face the Mystics on Tuesday, Aug. 24 at 4:00 p.m. PT as part of a 6-game road trip.

Los Angeles Highlights:

- Kristi Toliver passed 400 career made threes in the first quarter to go along with her 10 first quarter points. Toliver is currently ranked first in Sparks franchise history with 402 career made threes.
- Three Sparks scored in double figures including Erica Wheeler (17), Nneka Ogumike (16), and Kristi Toliver (16) who combined for 49 of the team's 86 total points.
- Erica Wheeler led all Sparks scorers with 17 points to go along with five assists, and four rebounds.
- Nneka Ogumike put up 16 points, three steals, six assists, and five rebounds.
- Chiney Ogumike returned to play for the first time since May 28. She had six points going 3-for-4 from the field.
- Brittney Sykes put up a team-high six rebounds with seven points, three steals, three assists, and one block. Sykes blocked Liberty guard Sabrina Ionescu's 3-point attempt to tie the game at the buzzer.

MOST RECENT GAME - BOX SCORE

WOMEN'S NATIONAL BASKETBALL ASSOCIATION

**OFFICIAL SCORER'S REPORT
FINAL BOX**

Sunday, August 22, 2021 Barclays Center, Brooklyn, NY
Officials: #13 Cheryl Flores, #9 Tim Greene, #47 Brandon Schwab

Game Duration: 2:02
Attendance: Not Yet Counted

VISITOR: Los Angeles Sparks (10-13)

	POS	MIN	FG	FGA	3P	3PA	FT	FTA	OR	DR	TOT	A	PF	ST	TO	BS	+/-	PTS	
15 Brittney Sykes	F	29:59	2	6	0	0	3	4	0	6	6	3	4	3	1	1	-4	7	
30 Nneka Ogumike	F	34:26	6	14	2	6	2	2	2	3	5	6	3	3	3	0	-2	16	
1 Amanda Zahui B	C	20:03	3	6	0	2	2	2	0	3	3	2	2	0	1	1	2	8	
20 Kristi Toliver	G	27:39	6	15	3	8	1	2	1	1	2	3	0	0	0	0	-5	16	
17 Erica Wheeler	G	37:40	7	15	1	4	2	4	0	4	4	5	4	1	2	1	-1	17	
13 Chiney Ogumike		09:16	3	4	0	0	0	0	1	1	2	0	3	1	0	1	10	6	
2 Te'a Cooper		17:40	2	4	1	1	2	3	0	1	1	1	3	2	0	0	10	7	
12 Nia Coffey		23:17	3	4	1	2	2	2	1	3	4	2	4	1	3	2	5	9	
14 Lauren Cox	DNP - Coach's decision																		
22 Arella Guirantes	DNP - Coach's decision																		
40 Jasmine Walker	DND - Injury/Illness - Right Knee																		
			200:00	32	68	8	23	14	19	5	22	27	22	23	11	10	6	3	86
			47.1%		34.8%		73.7%		TM REB: 9			TOT TO: 10 (12 PTS)							

HOME: NEW YORK LIBERTY (11-14)

HOME: NEW YORK LIBERTY (11-14)																			
	POS	MIN	FG	FGA	3P	3PA	FT	FTA	OR	DR	TOT	A	PF	ST	TO	BS	+/-	PTS	
44 Betnijah Laney	F	36:16	2	12	0	4	6	8	0	4	4	9	1	2	4	0	3	10	
12 Michaela Onyenwere	F	20:02	2	4	1	3	2	2	1	1	2	0	1	0	1	0	-11	7	
6 Natasha Howard	C	27:36	6	13	2	4	3	3	2	9	11	1	3	3	3	0	5	17	
32 Sami Whitcomb	G	34:00	6	15	5	12	0	1	0	4	4	2	5	0	3	0	4	17	
20 Sabrina Ionescu	G	30:47	3	9	2	5	4	4	0	4	4	6	3	0	6	0	2	12	
2 DiDi Richards		11:31	1	1	1	1	0	0	0	1	1	0	4	0	1	0	-10	3	
1 Reshanda Gray		12:24	1	2	0	0	0	0	1	4	5	0	4	1	4	0	-8	2	
9 Rebecca Allen		25:48	5	7	5	6	0	0	1	2	3	5	2	1	0	2	4	15	
0 Leaonna Odom		01:36	0	0	0	0	0	0	0	0	0	0	0	0	0	0	-4	0	
4 Jazmine Jones	DND - Injury/Illness - Right Foot																		
24 Kylee Shook	DNP - Coach's decision																		
13 Jocelyn Willoughby	DND - Injury/Illness - Left Achilles																		
			200:00	26	63	16	35	15	18	5	29	34	23	23	7	22	2	-3	83
			41.3%		45.7%		83.3%		TM REB: 11			TOT TO: 25 (20 PTS)							

SCORE BY PERIOD	1	2	3	4	FINAL
Sparks	25	13	28	20	86
LIBERTY	18	27	27	11	83

Inactive: Sparks -
Inactive: Liberty -
Points in the Paint: Sparks 38 (19/35), LIBERTY 20 (10/26) Biggest Lead: Sparks 9, LIBERTY 11
2nd Chance Points: Sparks 9 (3/6), LIBERTY 7 (2/8) Lead Changes: 4
Fast Break Points: Sparks 15 (6/7), LIBERTY 0 (0/2) Times Tied: 6
Flagrant Fouls
Sparks (1): 6:56 4th Ogumike-FLG1
LIBERTY (0): NONE

LAST TIME AGAINST WASHINGTON - BOX SCORE

WOMEN'S NATIONAL BASKETBALL ASSOCIATION

OFFICIAL SCORER'S REPORT
FINAL BOX

Thursday, June 24, 2021 Los Angeles Convention Center, Los Angeles, CA

Officials: #39 Michael Price, #11 Randy Richardson, #43 Kevin Fahy

Game Duration: 2:01

Attendance: 520

VISITOR: Washington Mystics (7-7)

	POS	MIN	FG	FGA	3P	3PA	FT	FTA	OR	DR	TOT	A	PF	ST	TO	BS	+/-	PTS	
15 Sydney Wiese	F	29:38	0	2	0	2	0	0	0	2	2	2	3	0	2	0	-1	0	
55 Theresa Plaisance	F	31:08	3	12	2	5	3	3	0	8	8	3	2	0	4	1	6	11	
31 Tina Charles	C	37:04	8	15	2	5	7	9	3	7	10	2	3	1	4	0	-7	25	
7 Ariel Atkins	G	36:05	3	14	1	5	5	6	3	4	7	7	4	1	4	1	-2	12	
5 Leilani Mitchell	G	38:18	8	14	6	8	4	5	2	4	6	2	2	1	3	0	-5	26	
10 Megan Gustafson		09:56	2	3	0	0	0	0	1	3	4	0	2	1	3	0	-12	4	
21 Shavonte Zellous		17:51	2	5	0	2	0	0	1	0	1	2	4	0	0	0	-14	4	
4 Stella Johnson	DNP - Coach's decision																		
			200:00	26	65	11	27	19	23	10	28	38	18	20	4	20	2	-7	82
					40%			40.7%			82.6%	TM REB: 9		TOT TO: 21 (33 PTS)					

HOME: LOS ANGELES SPARKS (6-7)

HOMELESS ANGELES OF PHILIPPINES (51)																		
	POS	MIN	FG	FGA	3P	3PA	FT	FTA	OR	DR	TOT	A	PF	ST	TO	BS	+/-	PTS
12 Nia Coffey	F	31:19	1	4	1	3	0	0	0	1	1	1	2	1	2	1	-5	3
1 Amanda Zahui B	F	34:24	6	13	3	6	2	2	0	5	5	1	3	1	1	3	-3	17
31 Kristine Anigwe	C	11:49	1	3	0	0	0	0	0	3	3	1	3	1	2	0	-12	2
20 Kristi Toliver	G	23:57	2	4	1	2	0	1	0	1	1	3	0	1	4	0	-5	5
17 Erica Wheeler	G	27:54	3	12	1	2	2	2	0	4	4	3	2	1	2	0	0	9
2 Te'a Cooper		26:55	10	15	1	1	5	6	0	3	3	4	2	2	0	0	14	26
15 Brittney Sykes		27:16	5	8	0	0	4	4	0	3	3	2	3	1	1	2	26	14
44 Karlie Samuelson		16:26	5	5	3	3	0	0	0	2	2	1	3	0	0	0	20	13
22 Arella Guirantes	DNP - Coach's decision																	
32 Bria Holmes	DNP - Coach's decision																	
		200:00	33	64	10	17	13	15	0	22	22	16	18	8	12	6	7	89
			51.6%		58.8%		86.7%		TM REB: 7		TOT TO: 12 (13 PTS)							

SCORE BY PERIOD

	1	2	3	4	FINAL
Mystics	23	21	22	16	82
SPARKS	17	32	18	22	89

Inactive: Mystics - Cloud (Injury/Illness - Right Ankle Sprain), Delle Donne (Injury/Illness - Back), Hines-Allen (Injury/Illness - Left Patellar Tendon Strain), Leslie (Injury/Illness - Concussion Protocol), McCall (Injury/Illness - Right Knee Sprain)

Inactive: Sparks - Ogwumike (Injury/Illness - Right Knee), Ogwumike (Injury/Illness - Left Knee), Vadeeva (Not With Team - Overseas), Walker (Not With Team - Right Knee)

Points in the Paint: Mystics 20 (10/23), SPARKS 40 (20/37)

2nd Chance Points: Mystics 13 (4/11), SPARKS 5 (2/2)

Fast Break Points: Mystics 3 (1/2), SPARKS 15 (7/11)

Biggest Lead: Mystics 11, SPARKS 7

Lead Changes: 13

Times Tied: 5

Technical fouls - Individual

Mystics (1): Mitchell 5:06 4th

SPARKS (1): Coffey 6:09 4th

2021 SUPERLATIVES

LOS ANGELES SPARKS HIGHS

Points, Game.....98 vs. IND 6/3
Points, First Half.....53 vs. PHO 6/16
Points, Second Half.....50 vs. IND 6/3
Points, 1Q.....27 vs. PHO 6/16
Points, 2Q.....32 vs. WAS 6/24
Points, 3Q.....28 vs. SEA 7/4, 28 vs. NYL 8/22
Points, 4Q.....27 vs. IND 6/3
Points, Overtime..... 11 vs. ATL 8/17

Field Goals Made.....37 vs. IND 6/3
Field Goals Att.....82 vs. LVA 6/30
Field Goal Percentage.....56.1% vs. IND 6/3
3FG Made.....14 vs. IND 6/3
3FG Att.....30 @ DAL 6/1
3FG Percentage.....58.8% vs. WAS 6/24
Free Throws Made.....19 @ WAS 6/10
Free Throws Att.....28 @ WAS 6/10
FT Percentage.....100% vs. SEA 7/4

Offensive Rebounds...14 vs. PHO 6/17
Defensive Rebounds....35 vs. ATL 8/17
Total Rebounds.....41 vs. ATL 8/17
Assists.....29 vs. ATL 8/17
Steals.....17 vs. NYL 6/20
Turnovers.....19 @ CHI 5/30, 19 vs. ATL 8/19
Blocked Shots.....10 @ DAL 6/1
Personal Fouls.....25 vs. PHO 6/18

OPPONENT HIGHS

Points, Game.....99 vs. LVA 6/30
Points, First Half.....56 vs. LVA 6/30
Points, Second Half.....50 vs. DAL 5/14
Points, 1Q.....29 vs. MIN 7/11
Points, 2Q.....31 @ LVA 5/21
Points, 3Q.....27 vs. NYL 8/22
Points, 4Q.....28 vs. SEA 7/4
Points, Overtime..... 6 @ CHI 5/20, vs. ATL 8/17

Field Goals Made.....37 vs. LVA 6/30
Field Goals Att.....88 vs. ATL 8/17
Field Goal Percentage....55.9% vs. MIN 7/11
3FG Made.....16 vs. NYL 8/22
3FG Att.....35 vs. NYL 8/22
3FG Percentage.....78.3% vs. LVA 7/2
Free Throws Made.....27 @ LVA 5/21
Free Throws Att.....32 @ LVA 5/21
FT Percentage.....100% @ CHI 5/30

LOS ANGELES SPARKS LOWS

-Points, Game.....58 vs. LVA 7/2
-Points, First Half.....28 @ DAL 6/1
-Points, Second Half..... 26 vs. IND 8/15
-Points, 1Q.....9 vs. SEA 7/7
-Points, 2Q.....7 @ DAL 6/1
-Points, 3Q.....9 vs. CHI 6/5
-Points, 4Q.....7 @ MIN 6/10
-Points, Overtime..... 9 @ CHI 5/30

-Field Goals Made..... 21 vs. SEA 7/7
-Field Goals Att..... 56 vs. ATL 8/19
-Field Goal Percentage.....32.8% @ WAS 6/10
-3FG Made.....3 vs. CHI 6/5
-3FG Att..... 14 vs. PHO 6/18, 14 vs. ATL 8/19
-3FG Percentage..... 15.8% vs. CHI 6/5
-Free Throws Made.....4 vs. PHO 6/16
-Free Throws Att..... 6 vs. PHO 6/16
-FT Percentage..... 50.0% vs. NYL 6/20

-Offensive Rebounds.....0 vs. WAS 6/24
-Defensive Rebounds..... 18 vs. MIN 7/11
-Total Rebounds..... 24 vs. MIN 7/11
-Assists..... 8 vs. SEA 7/7
-Steals..... 3 vs. IND 8/15
-Turnovers..... 5 vs. PHO 6/16
-Blocked Shots..... 2 vs. NYL 6/20, 2 vs. ATL 8/19
-Personal Fouls..... 13 vs. LVA 6/30

OPPONENT LOWS

-Points, Game.....63 vs. CHI 6/5
-Points, First Half.....25 vs. IND 6/3
-Points, Second Half.....24 vs. IND 8/15
-Points, 1Q.....9 vs. ATL 8/19
-Points, 2Q.....11 vs. IND 6/3
-Points, 3Q.....8 @ MIN 6/12
-Points, 4Q.....11 vs. IND 8/15, 11 vs. NYL 8/22
-Points, Overtime..... 6 @ CHI 5/20, vs. ATL 8/17

-Field Goals Made..... 12 @ CHI 5/30
-Field Goals Att..... 12 @ CHI 5/30
-Field Goal Percentage.....33.3% vs. IND 8/15
-3FG Made..... 2 vs. LVA 7/2
-3FG Att.....11 vs. LVA 7/2
-3FG Percentage..... 22.2% vs. IND 8/15
-Free Throws Made..... 4 vs. ATL 8/19
-Free Throws Att.....7 vs. ATL 8/19
-FT Percentage.....38.9% vs. ATL 8/17

2021 TEAM BOX SCORE

Date	Opponent	MINS	FG-A	PCT	3PM-A	PCT	FTM-A	PCT	OFF	DEF	TOI	AST	STL	BLK	TO	PF	PTS
5/14	vs DAL	40:00	28-78	.359	7-27	.259	8-14	.571	6	19	25	15	12	3	15	17	71
5/21	@ LVA	40:00	27-74	.365	5-17	.294	10-15	.667	5	23	28	18	8	1	11	24	69
5/28	@CHI	40:00	26-66	.394	9-19	.474	15-18	.833	9	21	30	17	13	3	20	18	76
5/30	@CHI	45:00	30-73	.411	8-18	.444	14-18	.778	8	25	33	20	11	8	20	19	82
6/1	@DAL	40:00	24-64	.375	10-30	.333	11-12	.917	4	20	24	11	5	10	12	19	69
6/3	vs IND	40:00	37-66	.561	14-28	.500	10-11	.909	2	25	27	14	9	4	8	18	98
6/5	vs CHI	40:00	25-68	.368	3-19	15.8	15-21	.714	9	29	38	13	4	6	11	20	68
6/10	@WAS	40:00	22-67	.328	8-23	.348	19-28	.679	9	22	31	13	6	4	11	19	71
6/12	@MIN	40:00	23-70	.329	8-23	.348	10-12	.833	9	18	27	15	9	5	13	18	64
6/16	vs PHO	40:00	36-80	.450	9-28	.321	4-6	.667	14	21	35	17	3	6	5	23	85
6/18	vs PHO	40:00	25-55	.455	5-16	.313	25-31	.806	4	29	33	13	8	3	12	19	80
6/20	vs NYL	40:00	31-68	.456	6-24	.250	5-10	.500	8	19	27	16	17	2	18	19	73
6/24	vs WAS	40:00	33-64	.516	10-17	.588	13-15	.867	0	22	22	16	8	6	12	18	89
6/26	@PHO	40:00	31-74	.419	6-20	.300	11-15	.733	5	26	31	14	7	3	9	24	79
6/30	vs LVA	40:00	28-82	.341	7-24	.292	12-17	.706	10	29	39	12	9	3	11	13	75
7/2	vs LVA	40:00	22-62	.355	6-21	.286	8-10	.800	5	28	33	12	5	6	13	20	58
7/4	vs SEA	40:00	25-65	.385	7-18	.389	17-17	1.000	7	23	30	18	5	5	12	18	74
7/7	@SEA	40:00	21-59	.356	4-19	.211	16-20	.800	7	21	28	8	11	5	17	19	62
7/11	vs MIN	40:00	22-60	.367	4-15	.267	13-17	.765	6	18	24	14	12	4	15	16	61
8/15	vs IND	40:00	29-66	.439	7-20	.350	10-14	.714	7	30	37	17	3	6	15	24	75
8/17	vs ATL	45:00	36-80	.450	5-22	.227	8-10	.800	6	35	41	29	9	5	15	18	85
8/19	vs ATL	40:00	25-56	.446	5-14	.357	11-17	.647	8	24	32	16	6	2	19	15	66
8/22	@NYL	40:00	32-68	.471	8-23	.348	14-19	.737	5	22	27	22	11	6	10	23	86
8/24	@WAS																
8/26	@CON																
8/28	@CON																
8/31	@IND																
9/2	@MIN																
9/9	vs CON																
9/12	vs SEA																
9/16	@ATL																
9/19	@DAL																
Total	—	930:00	636-1570	.405	160-484	.331	270-358	.754	154	543	697	357	191	105	309	447	1702

2021 TEAM AVERAGES


	G	MPG	PPG	RPG	APG	SPG	BPG	FG%	3FG%	FT%	TO	PF
Sparks	23	40.4	74.0	30.3	15.5	8.3	4.6	40.5	33.1	75.4	13.6	19.4
Opponent	23	40.4	78.9	39.7	17.2	6.7	4.2	42.1	35.4	82.2	18.7	18.4

#1	AMANDA ZAHUI B.	CENTER	6-5	9/8/93	MINNESOTA	7TH SEASON
----	-----------------	--------	-----	--------	-----------	------------

2021 Regular Season Averages:

G-GS	PPG	RPG	APG	SPG	BPG	MPG	FG%	3FG%	FT%
21-18	11.3	6.0	1.2	0.6	1.5	25.8	43.8	28.9	84.8

	2021 Season Highs	Career Highs	Playoff Career Highs
PTS	22, vs LVA 6/30/21	37, @ LAS 6/15/19	2, vs PHO 9/24/16
REB	12, vs LVA 7/2/21	21, @ LVA 8/29/20	2, two times
AST	4, vs ATL 8/17/21	5, two times	—
STL	2, @ CHI 5/28/21	4, vs. MIN 8/5/20	—
BLK	4, vs CHI 6/5/21	6, vs. LAS 6/4/19	1, @ PHO 9/17/15
FGM	9, vs LVA 6/30/21	13, @ LAS 6/15/19	1, vs PHO 9/24/16
3FGM	3, vs PHO 6/16/21	7, @ LAS 6/15/19	—
FTM	4, three times	6, two times	—
MINS	36:20, @ MIN 6/12/21	36:20, @ MIN 6/12/21	6, vs PHO 9/24/16



GAME BY GAME STATS

Date	Opponent	MINS	FG-A	PCI	3PM-A	PCI	FTM-A	PCI	QFF	DEF	IQI	ASI	STL	BLK	TO	PF	PTS
5/14	vs DAL	DNP - Back	—	—	—	—	—	—	—	—	—	—	—	—	—	—	—
5/21	@ LVA	DNP - Back	—	—	—	—	—	—	—	—	—	—	—	—	—	—	—
5/28	@CHI	16:24	3-5	.600	2-3	.667	0-0	—	0	2	2	0	2	1	4	3	8
5/30	@CHI	34:59	7-8	.875	2-3	.667	1-1	1.000	0	8	8	0	1	3	3	3	17
6/1	@DAL	21:28	4-9	.444	2-6	.333	0-0	—	1	2	3	2	1	1	3	2	10
6/3	vs IND	24:16	3-9	.333	1-7	.143	0-0	—	0	7	7	2	0	1	1	2	7
6/5	vs CHI	30:53	6-14	.429	0-5	.000	1-2	.500	2	8	10	2	1	4	1	4	13
6/10	@WAS	15:52	3-6	.500	1-2	.500	2-2	1.000	0	4	4	0	0	1	3	3	9
6/12	@MIN	36:20	5-14	.357	2-8	.250	3-4	.750	2	6	8	0	1	1	0	5	15
6/16	vs PHO	34:35	6-19	.316	3-11	.273	0-0	—	0	7	7	0	0	2	0	4	15
6/18	vs PHO	18:59	2-6	.333	1-4	.250	0-0	—	0	6	6	1	1	0	1	6	5
6/20	vs NYL	11:24	2-4	.500	0-1	.000	0-0	—	0	2	2	0	1	0	2	3	4
6/24	vs WAS	34:23	6-13	.462	3-6	.500	2-2	1.000	0	5	5	1	1	3	1	3	17
6/26	@PHO	33:07	4-10	.400	2-4	.500	0-0	—	0	4	4	1	0	0	2	1	10
6/30	vs LVA	29:30	9-20	.450	2-6	.333	2-2	1.000	4	5	9	2	1	2	3	3	22
7/2	vs LVA	30:47	6-16	.375	2-6	.333	0-0	—	4	8	12	0	0	1	1	5	14
7/4	vs SEA	21:08	4-5	.800	0-0	—	0-0	—	1	3	4	3	1	3	2	5	8
7/7	@SEA	29:53	2-6	.333	1-4	.250	4-4	1.000	2	7	9	1	1	2	4	1	9
7/11	vs MIN	20:11	3-7	.429	1-3	.333	3-4	.750	0	1	1	3	1	0	2	3	10
8/15	vs IND	22:50	4-8	.500	1-3	.333	4-6	.667	1	8	9	1	0	3	3	5	13
8/17	vs ATL	24:18	7-13	.538	0-3	.000	0-0	—	1	6	7	4	0	2	2	4	14
8/19	vs ATL	29:17	3-11	.273	0-3	.000	4-4	1.000	1	4	5	1	0	1	4	3	10
8/22	@NYL	20:03	3-6	.500	0-2	.000	2-2	1.000	0	3	3	2	0	1	1	2	8
8/24	@WAS																
8/26	@CON																
8/28	@CON																
8/31	@IND																
9/2	@MIN																
9/9	vs CON																
9/12	vs SEA																
9/16	@ATL																
9/19	@DAL																
Total	—	541:14	92-210	.438	26-90	.289	28-33	.848	19	106	125	25	13	32	43	70	238

#2	TE'A COOPER	GUARD	5-8	4/16/97	BAYLOR	2ND SEASON
----	-------------	-------	-----	---------	--------	------------

2021 Regular Season Averages:

G-GS	PPG	RPG	APG	SPG	BPG	MPG	FG%	3FG%	FT%
22-8	8.6	1.8	1.4	1.0	0.2	20.5	36.4	34.0	76.3

	2021 Season Highs	Career Highs	Playoff Career Highs
PTS	26, vs WASH 6/24/21	26, vs WASH 6/24/21	3, vs CON 9/17/20
REB	6, vs LVA 6/30/21	6, @CON 8/28/20	—
AST	4, two times	4, two times	2, vs CON 9/17/20
STL	2, five times	2, five times	1, vs CON 9/17/20
BLK	2, @ MIN 6/12/21	2, @ MIN 6/12/21	—
FGM	10, vs WASH 6/24/21	10, vs WASH 6/24/21	1, vs CON 9/17/20
3FGM	2, four times	3, @NYL 9/8/20	1, vs CON 9/17/20
FTM	6, vs LVA 6/30/21	6, vs LVA 6/30/21	—
MINS	33:57, vs LVA 7/2/21	33:57, vs LVA 7/2/21	20, vs CON 9/17/20



GAME BY GAME STATS

Date	Opponent	MINS	FG-A	PCT	3PM-A	PCT	FTM-A	PCI	QFF	DEF	TOT	AST	STL	BLK	TO	PF	PTS
5/14	vs DAL	17:30	1-10	.100	1-3	.333	1-2	.500	0	2	2	1	2	0	1	2	4
5/21	@ LVA	21:13	2-5	.400	2-3	.667	2-2	1.000	0	1	1	1	1	0	2	3	8
5/28	@CHI	13:40	2-9	.222	0-3	.000	1-2	.500	0	0	0	0	0	0	1	4	5
5/30	@CHI	10:10	0-6	.000	0-0	—	0-0	—	0	3	3	1	1	0	3	0	0
6/1	@DAL	32:50	4-12	.333	0-3	.000	4-4	1.000	0	3	3	4	1	0	0	3	12
6/3	vs IND	17:09	5-8	.625	1-2	.500	4-5	.800	0	1	1	0	0	0	1	3	15
6/5	vs CHI	32:25	4-9	.444	1-4	.250	4-6	.667	0	2	2	0	0	0	2	3	13
6/10	@WAS	21:33	3-14	.214	0-2	.000	5-6	.833	1	2	3	2	2	1	2	2	11
6/12	@MIN	31:24	6-10	.600	2-3	.667	3-3	1.000	0	1	1	2	2	2	4	2	17
6/16	vs PHO	—	—	—	—	—	—	—	—	—	—	—	—	—	—	—	—
6/18	vs PHO	13:42	0-3	.000	0-1	.000	0-0	—	0	2	2	1	1	0	1	1	0
6/20	vs NYL	14:56	1-3	.333	0-0	—	1-2	.500	0	1	1	1	0	0	1	1	3
6/24	vs WAS	26:55	10-15	.667	1-1	.100	5-6	.833	0	3	3	4	2	0	0	2	26
6/26	@PHO	31:01	8-14	.571	2-4	.500	2-2	1.000	0	1	1	2	1	0	3	3	20
6/30	vs LVA	24:38	4-14	.286	1-3	.333	6-10	.600	2	4	6	3	0	0	2	2	15
7/2	vs LVA	33:57	5-11	.455	2-5	.400	0-0	—	0	4	4	1	2	0	3	3	12
7/4	vs SEA	16:54	1-5	.200	1-2	.500	0-0	—	0	1	1	1	0	0	3	0	3
7/7	@SEA	16:24	0-4	.000	0-1	.000	2-2	1.000	0	2	2	1	1	1	2	2	2
7/11	vs MIN	16:12	0-5	.000	0-1	.000	0-0	—	0	1	1	1	1	0	2	1	0
8/15	vs IND	15:29	4-5	.800	1-1	1.000	0-0	—	0	3	3	1	1	0	2	2	9
8/17	vs ATL	13:20	0-5	.000	0-3	.000	0-0	—	0	0	0	1	1	0	1	3	0
8/19	vs ATL	13:05	2-5	.400	0-1	.000	3-4	.750	0	0	0	2	0	0	1	2	7
8/22	@NYL	17:39	2-4	.500	1-1	1.000	2-3	.667	0	1	1	1	2	0	0	3	7
8/24	@WAS																
8/26	@CON																
8/28	@CON																
8/31	@IND																
9/2	@MIN																
9/9	vs CON																
9/12	vs SEA																
9/16	@ATL																
9/19	@DAL																
Total	—	451:58	64-176	.364	16-47	.340	45-59	.763	3	37	40	30	21	4	37	47	189

#7	MARIA VADEEVA	CENTER	6-4	7/16/98	RUSSIA	3RD SEASON
----	---------------	--------	-----	---------	--------	------------

2019 Regular Season Averages:

G-GS	PPG	RPG	APG	SPG	BPG	MPG	FG%	3FG%	FT%
15-1	7.8	3.9	0.7	1.0	0.2	12.0	.490	.313	.769

	2019 Season Highs	Career Highs	Playoff Career Highs
PTS	24, @ LVA 5/26/19	24, @ LVA 5/26/19	2, two times
REB	8, two times	8, two times	4, vs CON 9/22/19
AST	3, two times	3, two times	2, vs SEA 9/15/19
STL	3, vs MIN 8/20/19	3, vs MIN 8/20/19	—
BLK	3, @ LVA 5/26/19	3, two times	1, three times
FGM	11, @ LVA 5/26/19	11, @ LVA 5/26/19	1, two times
3FGM	2, @ LVA 5/26/19	2, two times	—
FTM	4, vs SEA 8/4/19	4, vs SEA 8/4/19	—
MINS	24:12, @ LVA 5/26/19	24:12, @ LVA 5/26/19	13:30 vs CON 9/22/19



GAME BY GAME STATS

[illegible]

#12NIA COFFEYFORWARD6-16/11/95NORTHWESTERN5TH SEASON

2021 Regular Season Averages:

G-GS	PPG	RPG	APG	SPG	BPG	MPG	FG%	3FG%	FT%
23-15	7.4	4.2	1.0	0.9	1.3	25.6	39.1	39.8	71.4

	2021 Season Highs	Career Highs	Playoff Career Highs
PTS	17, @ CHI 5/30/21	23, vs SEA 5/27/18	—
REB	9, vs CHI 6/5/21	12, vs PHO 6/17/18	—
AST	3, vs CHI 6/5/21	6, @ CHI 6/3/18	—
STL	4, @ CHI 5/30/21	4, @ CHI 5/30/21	—
BLK	6, @ DAL 6/1/21	6, @ DAL 6/1/21	—
FGM	6, two times	8, vs SEA 5/27/18	—
3FGM	3, five times	3, five times	—
FTM	4, two times	7, two times	—
MINS	32:58, vs CHI 6/5/21	32:58, vs CHI 6/5/21	—



GAME BY GAME STATS

Date	Opponent	MINS	FG-A	PCT	3PM-A	PCT	FTM-A	PCT	QFF	DEF	TOT	AST	STL	BLK	TQ	PF	PTS
5/14	vs DAL	19:41	4-8	.500	2-4	.500	0-2	.000	2	2	4	1	1	2	4	2	10
5/21	@ LVA	20:43	3-7	.429	1-2	.500	1-2	.500	0	3	3	0	1	0	0	1	8
5/28	@CHI	16:59	3-5	.600	3-4	.750	0-0	—	1	4	5	1	1	1	0	1	9
5/30	@CHI	31:04	6-12	.500	3-5	.600	0-0	—	1	3	4	1	4	2	1	2	17
6/1	@DAL	28:28	3-8	.375	2-5	.400	0-0	—	1	5	6	1	1	6	1	4	8
6/3	vs IND	30:36	4-4	1.000	3-3	1.000	4-5	.800	0	1	1	1	0	2	0	4	13
6/5	vs CHI	32:25	4-11	.364	0-3	.000	2-2	1.000	1	8	9	3	3	2	0	2	10
6/10	@ WAS	20:12	1-8	.125	0-3	.000	3-4	.750	2	2	4	0	0	0	0	2	5
6/12	@ MIN	24:52	3-6	.500	2-4	.500	0-0	—	1	3	4	1	0	2	3	4	8
6/16	vs PHO	24:54	2-5	.400	0-3	.000	0-0	—	0	1	1	0	1	0	0	4	4
6/18	vs PHO	29:15	2-4	.500	1-1	1.000	0-0	—	1	2	3	1	1	0	2	3	5
6/20	vs NYL	32:12	6-13	.462	3-8	.375	0-0	—	0	3	3	1	0	2	4	2	15
6/24	vs WAS	31:19	1-4	.250	1-3	.333	0-0	—	0	1	1	1	1	1	2	2	3
6/26	@ PHO	28:43	2-6	.333	2-4	.500	0-0	—	1	6	7	1	1	0	1	4	6
6/30	vs LVA	26:26	0-4	.000	0-3	.000	0-0	—	0	7	7	1	0	0	0	3	0
7/2	vs LVA	28:18	0-3	.000	0-1	.000	0-0	—	1	6	7	0	2	4	4	3	0
7/4	vs SEA	27:34	4-12	.333	3-6	.500	0-0	—	0	2	2	2	0	1	1	5	11
7/7	@ SEA	30:39	2-11	.182	1-7	1.43	0-0	—	2	5	7	1	2	1	2	5	5
7/11	vs MIN	24:49	1-6	.167	1-4	.250	0-0	—	1	0	1	2	1	2	1	2	6
8/15	vs IND	18:36	3-6	.500	1-3	.333	2-3	.667	0	3	3	0	0	1	0	2	9
8/17	vs ATL	18:52	3-6	.500	2-3	.667	2-2	1.000	0	8	8	1	1	0	2	1	10
8/19	vs ATL	17:10	1-3	.333	1-2	.500	1-2	.500	0	3	3	0	0	0	0	1	4
8/22	@ NYL	23:16	3-4	.750	1-2	.500	2-2	1.000	1	3	4	2	1	2	3	4	9
8/24	@ WAS																
8/26	@ CON																
8/28	@ CON																
8/31	@ IND																
9/2	@ MIN																
9/9	vs CON																
9/12	vs SEA																
9/16	@ ATL																
9/19	@ DAL																
Total	—	589:04	61-156	.391	33-83	.398	15-21	.714	16	81	97	22	22	31	31	63	173

#13CHINEY OGWUMIKEFORWARD/CENTER6-33/21/92STANFORD5TH SEASON

2021 Regular Season Averages:

G-GS	PPG	RPG	APG	SPG	BPG	MPG	FG%	3FG%	FT%
4-3	8.3	4.8	1.3	0.8	0.5	22.8	39.4	66.7	71.4

	2021 Season Highs	Career Highs	Playoff Career Highs
PTS	12, vs DAL 5/14/21	30, vs SEA 6/15/18	10, @CON 9/19/19
REB	6, two times	17, vs NY 6/29/14	5, @CON 9/19/19
AST	2, three times	4, vs NY 6/14/19	2, vs SEA 9/15/19
STL	1, three times	4, two times	2, vs PHX 9/23/19
BLK	1, two times	7, vs DAL 7/20/16	2, @CON 9/17/19
FGM	5, vs DAL 5/14/21	13, vs SEA 6/15/18	14 @CON 9/19/19
3FGM	2, vs DAL 5/14/21	2, vs DAL 5/14/21	—
FTM	3, @ LVA 5/21/21	8, two times	—
MINS	30:40, @ LVA 5/21/21	40, two times	19, vs PHO 8/23/18




GAME BY GAME STATS

Date	Opponent	MINS	FG-A	PCT	3PM-A	PCT	FTM-A	PCT	OFF	DEF	TOT	AST	STL	BLK	TO	PF	PTS
5/14	vs DAL	27:11	5-11	.455	2-3	.667	0-0	—	1	5	6	2	1	0	1	4	12
5/21	@ LVA	30:40	4-10	.400	0-0	—	3-5	.600	3	2	5	2	1	0	2	5	11
5/28	@CHI	24:00	1-8	.125	0-0	—	2-2	1.000	2	4	6	2	0	1	3	4	4
5/30	@CHI	DNP - KNEE	—	—	—	—	—	—	—	—	—	—	—	—	—	—	—
6/1	@DAL	DNP - KNEE	—	—	—	—	—	—	—	—	—	—	—	—	—	—	—
6/3	vs IND	DNP - KNEE	—	—	—	—	—	—	—	—	—	—	—	—	—	—	—
6/5	vs CHI	DNP - KNEE	—	—	—	—	—	—	—	—	—	—	—	—	—	—	—
6/10	@WAS	DNP - KNEE	—	—	—	—	—	—	—	—	—	—	—	—	—	—	—
6/12	@MIN	DNP - KNEE	—	—	—	—	—	—	—	—	—	—	—	—	—	—	—
6/16	vs PHO	DNP - KNEE	—	—	—	—	—	—	—	—	—	—	—	—	—	—	—
6/18	vs PHO	DNP - KNEE	—	—	—	—	—	—	—	—	—	—	—	—	—	—	—
6/20	vs NYL	DNP - KNEE	—	—	—	—	—	—	—	—	—	—	—	—	—	—	—
6/24	vs WAS	DNP - KNEE	—	—	—	—	—	—	—	—	—	—	—	—	—	—	—
6/26	@PHO	DNP - KNEE	—	—	—	—	—	—	—	—	—	—	—	—	—	—	—
6/30	vs LVA	DNP - KNEE	—	—	—	—	—	—	—	—	—	—	—	—	—	—	—
7/2	vs LVA	DNP - KNEE	—	—	—	—	—	—	—	—	—	—	—	—	—	—	—
7/4	vs SEA	DNP - KNEE	—	—	—	—	—	—	—	—	—	—	—	—	—	—	—
7/7	@SEA	DNP - KNEE	—	—	—	—	—	—	—	—	—	—	—	—	—	—	—
7/11	vs MIN	DNP - KNEE	—	—	—	—	—	—	—	—	—	—	—	—	—	—	—
8/15	vs IND	DNP - KNEE	—	—	—	—	—	—	—	—	—	—	—	—	—	—	—
8/17	vs ATL	DNP - KNEE	—	—	—	—	—	—	—	—	—	—	—	—	—	—	—
8/19	vs ATL	DNP - KNEE	—	—	—	—	—	—	—	—	—	—	—	—	—	—	—
8/22	@NYL	9:16	3-4	.750	0-0	—	0-0	—	1	1	2	0	1	1	0	3	6
8/24	@WAS																
8/26	@CON																
8/28	@CON																
8/31	@IND																
9/2	@MIN																
9/9	vs CON																
9/12	vs SEA																
9/16	@ATL																
9/19	@DAL																
Total	—	91:07	13-33	.394	2-3	.667	5-7	.714	7	12	19	6	3	2	6	16	33

2021 Regular Season Averages:

G-GS	PPG	RPG	APG	SPG	BPG	MPG	FG%	3FG%	FT%
8-0	2.9	3.8	0.5	0.9	0.9	15.3	34.6	0.0	62.5

	2021 Season Highs	Career Highs	Playoff Career Highs
PTS	5, vs LVA 7/2/21	7, two times	—
REB	8, vs LVA 7/2/21	8, vs LVA 7/2/21	—
AST	1, four times	4, vs CHI 8/31/20	—
STL	2, three times	2, three times	—
BLK	2, vs ATL 8/17/21	2, two times	—
FGM	2, two times	2, three times	—
3FGM	—	1, four times	—
FTM	2, two times	2, seven times	—
MINS	23:07, vs MIN 7/11/21	20:55, vs LVA 7/2/21	—



GAME BY GAME STATS

Date	Opponent	MINS	FG-A	PGT	3PM-A	PGT	FTM-A	PGT	DEF	DEF	TQT	AST	STL	BLK	TQ	PF	PTS
5/14	vs DAL	—	—	—	—	—	—	—	—	—	—	—	—	—	—	—	—
5/21	@ LVA	—	—	—	—	—	—	—	—	—	—	—	—	—	—	—	—
5/28	@CHI	—	—	—	—	—	—	—	—	—	—	—	—	—	—	—	—
5/30	@CHI	—	—	—	—	—	—	—	—	—	—	—	—	—	—	—	—
6/1	@DAL	—	—	—	—	—	—	—	—	—	—	—	—	—	—	—	—
6/3	vs IND	—	—	—	—	—	—	—	—	—	—	—	—	—	—	—	—
6/5	vs CHI	—	—	—	—	—	—	—	—	—	—	—	—	—	—	—	—
6/10	@WAS	—	—	—	—	—	—	—	—	—	—	—	—	—	—	—	—
6/12	@MIN	—	—	—	—	—	—	—	—	—	—	—	—	—	—	—	—
6/16	vs PHO	—	—	—	—	—	—	—	—	—	—	—	—	—	—	—	—
6/18	vs PHO	—	—	—	—	—	—	—	—	—	—	—	—	—	—	—	—
6/20	vs NYL	—	—	—	—	—	—	—	—	—	—	—	—	—	—	—	—
6/24	vs WAS	—	—	—	—	—	—	—	—	—	—	—	—	—	—	—	—
6/26	@PHO	—	—	—	—	—	—	—	—	—	—	—	—	—	—	—	—
6/30	vs LVA	18:47	1-3	.333	0-0	—	2-2	1.000	1	4	5	1	2	1	0	1	4
7/2	vs LVA	20:55	2-7	.286	0-1	.000	1-2	.500	0	4	4	1	0	1	0	5	5
7/4	vs SEA	14:19	1-2	.500	0-0	—	2-2	1.000	0	2	2	1	0	0	1	1	4
7/7	@SEA	11:16	1-3	.333	0-0	—	0-0	—	1	0	1	0	2	1	0	1	2
7/11	vs MIN	23:07	1-3	.333	0-1	.000	0-0	—	1	7	8	0	2	1	1	3	2
8/15	vs IND	13:23	0-4	.000	0-0	—	0-0	—	1	2	3	0	0	0	1	2	0
8/17	vs ATL	14:13	2-3	.667	0-0	—	0-0	—	2	4	6	1	1	2	2	2	4
8/19	vs ATL	6:03	1-1	1.000	0-0	—	0-2	.000	1	0	1	0	0	1	0	0	2
8/22	@NYL	DNP - CD	—	—	—	—	—	—	—	—	—	—	—	—	—	—	—
8/24	@WAS																
8/26	@CON																
8/28	@CON																
8/31	@IND																
9/2	@MIN																
9/9	vs CON																
9/12	vs SEA																
9/16	@ATL																
9/19	@DAL																
Total	—	122:03	9-26	.346	0-2	.000	5-8	.625	7	23	30	4	7	7	5	15	23

#15BRITTNEY SYKESGUARD5-92/7/94SYRACUSE5TH SEASON

2021 Regular Season Averages:

G-GS	PPG	RPG	APG	SPG	BPG	MPG	FG%	3FG%	FT%
23-11	9.7	4.6	2.0	1.7	0.4	27.8	41.9	16.0	75.0

	2021 Season Highs	Career Highs	Playoff Career Highs
PTS	19, vs SEA 7/4/21	33, vs PHO 9/3/17	17, @WAS 8/31/18
REB	10, vs SEA 7/4/21	13, vs PHO 7/25/17	6, vs WAS 8/28/18
AST	5, two times	7, vs IND 7/1/18	3, vs WAS 9/4/18
STL	7, vs NYL 6/20/21	7, vs NYL 6/20/21	2, two times
BLK	2, @CHI 5/30/21	3, three times	1, vs WAS 8/28/18
FGM	8, vs ATL 8/17/21	12, vs PHO 9/3/17	6, three times
3FGM	2, @ CHI 5/30/21	4, two times	3, two times
FTM	7, vs SEA 7/4/21	12, vs WAS 7/19/17	2, two times
MINS	40:20, vs ATL 8/17/21	40:20, vs ATL 8/17/21	28, @WAS 9/2/18



GAME BY GAME STATS

Date	Opponent	MINS	FG-A	PCI	3PM-A	PCI	FTM-A	PCI	QFF	DEF	TOI	AST	STL	BLK	TQ	PF	PTS
5/14	vs DAL	26:34	2-7	.286	0-4	.000	2-4	.500	0	2	2	3	2	1	1	0	6
5/21	@ LVA	22:33	1-7	.143	0-5	.000	0-0	—	0	2	2	2	0	0	0	1	2
5/28	@CHI	28:22	4-11	.364	1-3	.333	2-2	1.000	2	3	5	3	5	0	3	3	11
5/30	@CHI	25:59	2-6	.333	2-3	.667	0-0	—	2	1	3	2	1	2	2	4	6
6/1	@DAL	25:13	1-6	.167	0-2	.000	4-4	1.000	0	4	4	1	0	1	2	3	6
6/3	vs IND	26:17	4-9	.444	0-1	.000	0-0	—	1	5	6	2	3	0	1	2	8
6/5	vs CHI	20:20	0-3	.000	0-0	—	1-2	.500	0	4	4	2	0	0	0	3	1
6/10	@WAS	21:26	3-8	.375	0-1	.000	4-6	.667	1	2	3	1	0	1	0	1	10
6/12	@MIN	24:36	1-7	.143	0-0	—	0-0	—	2	4	6	4	3	0	0	2	2
6/16	vs PHO	23:24	6-10	.600	0-0	—	2-3	.667	5	4	9	1	1	1	2	2	14
6/18	vs PHO	22:04	5-8	.625	0-0	—	4-5	.800	1	4	5	0	1	0	0	4	14
6/20	vs NYL	30:30	5-10	.500	0-1	.000	0-1	.000	2	2	4	0	7	0	1	2	10
6/24	vs WAS	27:16	5-8	.625	0-0	—	4-4	1.000	0	3	3	2	1	2	1	3	14
6/26	@PHO	31:55	5-13	.385	0-1	.000	1-3	.333	1	5	6	4	3	1	1	3	11
6/30	vs LVA	25:14	5-13	.385	0-1	.000	1-1	1.000	3	3	6	1	1	0	0	0	11
7/2	vs LVA	38:18	2-7	.286	0-1	.000	2-2	1.000	0	1	1	3	0	0	2	2	6
7/4	vs SEA	36:50	6-13	.462	0-0	—	7-7	1.000	1	9	10	5	2	0	1	1	19
7/7	@SEA	20:20	4-7	.571	0-0	—	0-0	—	0	0	0	0	2	0	2	4	8
7/11	vs MIN	30:10	5-11	.455	0-1	.000	4-7	.571	1	0	1	0	0	0	1	2	14
8/15	vs IND	28:50	6-11	.545	1-2	.500	3-3	1.000	3	4	7	2	0	0	0	4	16
8/17	vs ATL	40:20	8-17	.471	0-3	.000	1-2	.500	2	2	4	5	2	0	2	3	17
8/19	vs ATL	33:15	3-5	.600	0-0	—	3-4	.750	2	6	8	1	2	0	2	1	9
8/22	@NYL	29:58	2-6	.333	0-0	—	3-4	.750	0	6	6	3	3	1	1	4	7
8/24	@WAS																
8/26	@CON																
8/28	@CON																
8/31	@IND																
9/2	@MIN																
9/9	vs CON																
9/12	vs SEA																
9/16	@ATL																
9/19	@DAL																
Total	—	640:41	85-203	.419	4-25	.160	48-64	.750	29	76	105	47	39	10	25	54	222

#17	ERICA WHEELER	GUARD	5-7	5/2/91	RUTGERS	6TH SEASON
-----	---------------	-------	-----	--------	---------	------------

2021 Regular Season Averages:

G-GS	PPG	RPG	APG	SPG	BPG	MPG	FG%	3FG%	FT%
23-23	13.8	3.0	4.4	1.3	0.2	29.3	41.3	37.5	83.6

	2021 Season Highs	Career Highs	Playoff Career Highs
PTS	22, two times	33, @NYL 8/8/17	10, vs PHO 9/21/16
REB	6, vs NYL 6/20/21	7, three times	3, vs PHO 9/21/16
AST	10, two times	10, two times	3, vs PHO 9/21/16
STL	3, three times	5, vs ATL 7/31/19	—
BLK	2, vs PHO 6/16/21	2, two times	—
FGM	9, two times	12, @NYL 8/8/17	3, vs PHO 9/21/16
3FGM	3, three times	7, @NYL 8/8/17	2, vs PHO 9/21/16
FTM	7, two times	9, vs PHO 6/7/17	2, vs PHO 9/21/16
MINS	37:40, @ NYL 8/22/21	42, vs PHO 6/7/17	25, vs PHO 9/21/16



GAME BY GAME STATS

Date	Opponent	MINS	FG-A	PCI	3PM-A	PCI	FTM-A	PCI	QFF	DEF	TOI	AST	STL	BLK	IQ	PF	PTS
5/14	vs DAL	19:25	2-8	.250	0-3	.000	0-0	—	0	2	2	2	0	0	3	4	4
5/21	@ LVA	19:14	3-6	.500	0-1	.000	0-0	—	0	3	3	1	2	0	2	3	6
5/28	@CHI	25:44	3-5	.500	1-1	1.000	6-7	.857	0	0	0	6	3	0	2	0	13
5/30	@CHI	34:50	6-19	.316	0-1	.000	5-6	.833	0	0	0	7	3	0	5	4	17
6/1	@DAL	22:08	2-12	.167	1-5	.200	0-0	—	0	2	2	0	1	0	2	2	5
6/3	vs IND	24:10	5-9	.556	3-4	.750	1-1	1.000	0	1	1	5	2	0	2	3	14
6/5	vs CHI	34:25	7-13	.538	1-3	.333	7-7	1.000	1	4	5	5	0	0	3	2	22
6/10	@WAS	25:40	3-10	.300	2-4	.500	0-0	-	0	3	3	4	1	0	1	1	8
6/12	@MIN	21:48	3-9	.333	0-0	—	3-4	.750	1	1	2	2	0	0	1	0	9
6/16	vs PHO	30:41	8-17	.471	1-2	.500	1-1	1.000	2	3	5	10	0	2	1	4	18
6/18	vs PHO	29:25	5-14	.357	0-3	.000	7-9	.778	2	3	5	2	0	0	3	3	17
6/20	vs NYL	31:13	9-15	.600	0-1	.000	2-3	.667	1	5	6	10	3	0	4	3	20
6/24	vs WAS	27:54	3-12	.250	1-2	.500	2-2	1.000	0	4	4	3	1	0	2	2	9
6/26	@PHO	32:09	9-19	.474	0-4	.000	3-4	.750	0	3	3	4	2	1	1	5	21
6/30	vs LVA	29:38	5-13	.385	3-5	.600	0-0	—	0	1	1	3	1	0	3	0	13
7/2	vs LVA	34:12	6-14	.429	2-6	.333	1-2	.500	0	4	4	5	1	0	3	1	15
7/4	vs SEA	35:08	6-17	.353	1-3	.333	6-6	1.000	1	3	4	5	2	0	2	3	19
7/7	@SEA	32:56	8-13	.615	1-1	1.000	5-5	1.000	1	0	1	3	1	0	3	3	22
7/11	vs MIN	23:48	6-14	.429	0-1	.000	2-2	1.000	1	2	3	6	2	0	3	2	14
8/15	vs IND	32:55	4-7	.571	3-5	.600	1-2	.500	1	2	3	6	1	0	4	3	12
8/17	vs ATL	37:38	6-14	.429	2-2	1.000	2-2	1.000	0	5	5	5	1	1	3	1	16
8/19	vs ATL	32:26	3-12	.250	1-2	.500	0-0	—	2	2	4	3	1	0	3	5	7
8/22	@NYL	37:40	7-15	.467	1-4	.250	2-4	.500	0	4	4	5	1	1	2	4	17
8/24	@WAS																
8/26	@CON																
8/28	@CON																
8/31	@IND																
9/2	@MIN																
9/9	vs CON																
9/12	vs SEA																
9/16	@ATL																
9/19	@DAL																
Total	—	675:33	119-291	.413	24-64	.375	56-67	.836	13	55	68	102	29	5	58	58	318

2021 Regular Season Averages:

G-GS	PPG	RPG	APG	SPG	BPG	MPG	FG%	3FG%	FT%
17-17	9.9	1.5	2.9	0.7	0.0	28.0	41.2	33.8	84.2

	2021 Season Highs	Career Highs	Playoff Career Highs
PTS	22, vs IND 6/3/21	43, vs TUL 7/3/15	32, @NYL 9/10/17
REB	4, two times	9, @CON 8/6/13	6, vs PHO 9/23/13
AST	6, vs IND 8/15/21	11, vs IND 8/8/19	10, @CON 10/6/19
STL	3, vs PHO 6/18/21	4, three times	5, @CHI 10/4/16
BLK	—	2, four times	1, four times
FGM	8, vs IND 6/3/21	15, vs TUL 7/3/15	10, @NYL 9/10/17
3FGM	4, @DAL 6/1/21	7, three times	9, @NYL 9/10/17
FTM	3, two times	14, vs TUL 6/20/12	10, vs SAS 9/27/12
MINS	38:40, vs ATL 8/17/21	44, vs TUL 6/8/13	40, 8/31/18



GAME BY GAME STATS

Date	Opponent	MINS	FG-A	PCT	3PM-A	PCI	FTM-A	PCI	QFF	DEE	TOT	AST	STL	BLK	TO	PF	PTS
5/14	vs DAL	24:11	4-6	.667	2-4	.500	1-2	.500	0	0	0	2	1	0	3	1	11
5/21	@ LVA	18:14	3-6	.500	1-3	.333	2-2	1.000	0	2	2	5	0	0	2	4	9
5/28	@CHI	22:00	1-1	1.000	0-0	—	3-3	1.000	0	1	1	1	0	0	1	1	5
5/30	@CHI	27:17	0-3	.000	0-2	.000	0-0	—	0	1	1	5	1	0	1	1	0
6/1	@DAL	26:23	5-6	.833	4-5	.800	0-0	—	0	0	0	2	1	0	2	4	14
6/3	vs IND	27:41	8-12	.667	3-7	.429	3-3	1.000	0	2	2	0	0	0	2	2	22
6/5	vs CHI	29:12	2-8	.250	1-2	.500	0-0	—	2	0	2	2	0	0	2	4	5
6/10	@WAS	24:01	1-4	.250	1-3	.333	0-0	-	0	2	2	3	0	0	1	1	3
6/12	@MIN	33:06	5-18	.278	2-6	.333	1-1	1.000	0	0	0	5	1	0	3	3	13
6/16	vs PHO	29:20	7-14	.500	2-6	.333	1-1	1.000	2	0	2	0	0	0	0	3	17
6/18	vs PHO	28:35	3-10	.300	0-2	.000	2-2	1.000	0	1	1	2	3	0	1	1	8
6/20	vs NYL	35:01	6-17	.353	3-12	.250	0-0	—	2	2	4	2	1	0	3	3	15
6/24	vs WAS	23:57	2-4	.500	1-2	.500	0-1	.000	0	1	1	3	1	0	4	0	5
6/26	@PHO	DNP - EYE	—	—	—	—	—	—	—	—	—	—	—	—	—	—	—
6/30	vs LVA	DNP - EYE	—	—	—	—	—	—	—	—	—	—	—	—	—	—	—
7/2	vs LVA	DNP - EYE	—	—	—	—	—	—	—	—	—	—	—	—	—	—	—
7/4	vs SEA	DNP - EYE	—	—	—	—	—	—	—	—	—	—	—	—	—	—	—
7/7	@SEA	DNP - EYE	—	—	—	—	—	—	—	—	—	—	—	—	—	—	—
7/11	vs MIN	DNP - EYE	—	—	—	—	—	—	—	—	—	—	—	—	—	—	—
8/15	vs IND	28:02	2-9	.222	0-4	.000	0-0	—	0	0	0	6	1	0	0	3	4
8/17	vs ATL	38:40	4-15	.267	1-8	.125	2-2	1.000	1	1	2	3	2	0	1	1	11
8/19	vs ATL	32:34	4-5	.800	2-3	.667	0-0	—	0	4	4	5	0	0	3	3	10
8/22	@NYL	27:39	6-15	.400	3-8	.375	1-2	.500	1	1	2	3	0	0	0	0	16
8/24	@WAS																
8/26	@CON																
8/28	@CON																
8/31	@IND																
9/2	@MIN																
9/9	vs CON																
9/12	vs SEA																
9/16	@ATL																
9/19	@DAL																
Total	—	475:55	63-153	.412	26-77	.338	16-19	.842	8	18	26	49	12	0	29	35	168

#22	ARELLA GUIRANTES	GUARD	5-11	10/15/97	RUTGERS	1ST SEASON
-----	------------------	-------	------	----------	---------	------------

2021 Regular Season Averages:

G-GS	PPG	RPG	APG	SPG	BPG	MPG	FG%	3FG%	FT%
16-2	3.1	1.3	0.6	0.4	0.2	10.3	27.4	29.4	83.3

	2021 Season Highs	Career Highs	Playoff Career Highs
PTS	6, @ LVA 5/21/21	6, @ LVA 5/21/21	—
REB	5, @ LVA 5/21/21	5, @ LVA 5/21/21	—
AST	2, two times	2, two times	—
STL	2, two times	2, two times	—
BLK	1, three times	1, three times	—
FGM	2, six times	2, six times	—
3FGM	2, @ WAS 6/10/21	2, @ WAS 6/10/21	—
FTM	2, five times	2, four times	—
MINS	21:19, @ LVA 5/21/21	21:19, @ LVA 5/21/21	—



GAME BY GAME STATS

Date	Opponent	MINS	FG-A	PCT	3PM-A	PCT	FTM-A	PCT	OFF	DEF	TOT	AST	STL	BLK	TO	PE	PTS
5/14	vs DAL	8:10	2-5	.400	0-2	.000	0-0	—	0	0	0	0	1	0	0	0	4
5/21	@ LVA	21:19	2-9	.222	0-3	.000	2-2	1.000	1	4	5	1	1	0	0	2	6
5/28	@CHI	14:26	2-7	.285	1-1	1.000	0-0	—	1	0	1	2	0	0	0	1	5
5/30	@CHI	5:17	1-2	.500	1-1	1.000	0-0	—	1	1	2	1	0	0	1	0	3
6/1	@DAL	DNP - CD	—	—	—	—	—	—	—	—	—	—	—	—	—	—	—
6/3	vs IND	19:51	2-6	.333	1-1	1.000	0-0	—	0	2	2	1	2	1	0	0	5
6/5	vs CHI	3:38	0-2	.000	0-0	—	0-0	—	0	1	1	0	0	0	2	1	0
6/10	@WAS	17:01	2-6	.333	2-3	.667	2-4	.500	0	0	0	0	1	1	0	0	8
6/12	@MIN	6:21	0-2	.000	0-0	—	0-0	—	1	1	2	0	0	0	1	1	0
6/16	vs PHO	5:30	0-1	.000	0-0	—	0-0	—	0	0	0	0	0	0	0	1	0
6/18	vs PHO	1:58	1-1	1.000	0-0	—	0-0	—	0	1	1	0	0	0	1	0	2
6/20	vs NYL	DNP - CD	—	—	—	—	—	—	—	—	—	—	—	—	—	—	—
6/24	vs WAS	DNP - CD	—	—	—	—	—	—	—	—	—	—	—	—	—	—	—
6/26	@PHO	8:44	1-4	.250	0-3	.000	2-2	1.000	0	0	0	1	0	0	0	1	4
6/30	vs LVA	16:33	1-8	.125	0-2	.000	0-0	—	0	3	3	0	2	0	1	3	2
7/2	vs LVA	3:48	0-0	—	0-0	—	0-0	—	0	0	0	1	0	0	0	0	0
7/4	vs SEA	DNP - CD	—	—	—	—	—	—	—	—	—	—	—	—	—	—	—
7/7	@SEA	20:33	2-5	.400	0-1	.000	2-2	1.000	1	1	2	2	0	0	0	2	6
7/11	vs MIN	9:50	1-4	.250	0-0	—	2-2	1.000	0	1	1	0	0	1	2	1	4
8/15	vs IND	2:27	0-0	—	0-0	—	0-0	—	0	1	1	0	0	0	0	0	0
8/17	vs ATL	DNP - CD	—	—	—	—	—	—	—	—	—	—	—	—	—	—	—
8/19	vs ATL	DNP - CD	—	—	—	—	—	—	—	—	—	—	—	—	—	—	—
8/22	@NYL	DNP - CD	—	—	—	—	—	—	—	—	—	—	—	—	—	—	—
8/24	@WAS																
8/26	@CON																
8/28	@CON																
8/31	@IND																
9/2	@MIN																
9/9	vs CON																
9/12	vs SEA																
9/16	@ATL																
9/19	@DAL																
Total	—	166:25	17-62	.274	5-17	.294	10-12	.833	5	16	21	9	7	3	8	13	49

#30	NNEKA OGWUMIKE	FORWARD	6-2	7/20/90	STANFORD	10TH SEASON
-----	----------------	---------	-----	---------	----------	-------------

2021 Regular Season Averages:

G-GS	PPG	RPG	APG	SPG	BPG	MPG	FG%	3FG%	FT%
9-9	15.6	7.0	2.9	1.1	0.3	31.9	56.1	31.3	75.0

	2021 Season Highs	Career Highs	Playoff Career Highs
PTS	21, @ CHI 5/30/21	38, vs ATL 6/30/16	27, vs CHI 9/28/16
REB	9, three times	20, @ IND 7/12/12	14, vs PHO 9/19/13
AST	9, vs ATL 8/17/21	9, vs ATL 8/17/21	6, vs CHI 9/28/16
STL	3, two times	6, two times	4, @ CHI 10/4/16
BLK	2, vs IND 8/15/21	5, vs ATL 6/30/16	3, @ CHI 10/4/16
FGM	9, @ LVA 5/21/21	13, two times	11, vs CHI 9/28/16
3FGM	2, @ NYL 8/22/21	5, vs WAS 7/7/19	2, vs MIN 10/14/16
FTM	7, @ CHI 5/30/21	14, vs WAS 9/3/15	7, two times
MINS	39:23, @ CHI 5/30/21	46:59, @ CHI 8/18/17	37:59, @ MIN I 9/18/15



GAME BY GAME STATS

Date	Opponent	MINS	FG-A	FG%	3PM-A	3PT%	FTM-A	FT%	ORE	DEF	TOI	AST	STL	BLK	IQ	PF	PTS
5/14	vs DAL	26:20	8-14	.571	0-0	—	2-2	1.000	3	5	8	0	0	0	1	0	18
5/21	@ LVA	28:15	9-17	.529	1-2	.500	0-0	—	0	5	5	3	1	0	1	3	19
5/28	@CHI	28:54	6-11	.545	1-3	.333	1-2	.500	3	6	9	2	2	0	3	0	14
5/30	@CHI	39:23	7-11	.636	0-1	.000	7-9	.778	2	7	9	1	0	0	3	3	21
6/1	@DAL	25:01	4-5	.800	0-0	—	2-2	1.000	1	3	4	0	0	1	1	0	10
6/3	vs IND	DNP - KNEE	—	—	—	—	—	—	—	—	—	—	—	—	—	—	—
6/5	vs CHI	DNP - KNEE	—	—	—	—	—	—	—	—	—	—	—	—	—	—	—
6/10	@WAS	DNP - KNEE	—	—	—	—	—	—	—	—	—	—	—	—	—	—	—
6/12	@MIN	DNP - KNEE	—	—	—	—	—	—	—	—	—	—	—	—	—	—	—
6/16	vs PHO	DNP - KNEE	—	—	—	—	—	—	—	—	—	—	—	—	—	—	—
6/18	vs PHO	DNP - KNEE	—	—	—	—	—	—	—	—	—	—	—	—	—	—	—
6/20	vs NYL	DNP - KNEE	—	—	—	—	—	—	—	—	—	—	—	—	—	—	—
6/24	vs WAS	DNP - KNEE	—	—	—	—	—	—	—	—	—	—	—	—	—	—	—
6/26	@PHO	DNP - KNEE	—	—	—	—	—	—	—	—	—	—	—	—	—	—	—
6/30	vs LVA	DNP - KNEE	—	—	—	—	—	—	—	—	—	—	—	—	—	—	—
7/2	vs LVA	DNP - KNEE	—	—	—	—	—	—	—	—	—	—	—	—	—	—	—
7/4	vs SEA	DNP - KNEE	—	—	—	—	—	—	—	—	—	—	—	—	—	—	—
7/7	@SEA	DNP - KNEE	—	—	—	—	—	—	—	—	—	—	—	—	—	—	—
7/11	vs MIN	DNP - KNEE	—	—	—	—	—	—	—	—	—	—	—	—	—	—	—
8/15	vs IND	30:59	6-14	.429	0-1	.000	0-0	—	1	6	7	1	0	2	3	1	12
8/17	vs ATL	37:38	6-7	.857	0-0	—	1-2	.500	0	9	9	9	1	0	1	3	13
8/19	vs ATL	36:08	8-14	.571	1-3	.333	0-1	.000	2	5	7	4	3	0	6	0	17
8/22	@NYL	34:26	6-14	.429	2-6	.333	2-2	1.000	2	3	5	6	3	0	3	3	16
8/24	@WAS																
8/26	@CON																
8/28	@CON																
8/31	@IND																
9/2	@MIN																
9/9	vs CON																
9/12	vs SEA																
9/16	@ATL																
9/19	@DAL																
Total	—	288:04	60-107	.561	5-16	.313	15-20	.750	14	49	63	26	10	3	22	13	140

2021 Regular Season Averages:

G-GS	PPG	RPG	APG	SPG	BPG	MPG	FG%	3FG%	FT%
2-0	0.0	0.5	1.0	1.0	0.5	10.0	0.0	0.0	0.0

	2021 Season Highs	Career Highs	Playoff Career Highs
PTS	—	—	—
REB	1, vs DAL 5/14/21	1, vs DAL 5/14/21	—
AST	2, vs DAL 5/14/21	2, vs DAL 5/14/21	—
STL	2, vs DAL 5/14/21	2, vs DAL 5/14/21	—
BLK	1, @ LVA 5/21/21	1, @ LVA 5/21/21	—
FGM	—	—	—
3FGM	—	—	—
FTM	—	—	—
MINS	17:22, vs DAL 5/14/21	17:22, vs DAL 5/14/21	—



GAME BY GAME STATS

Date	Opponent	MINS	FG-A	PGT	3PM-A	PGT	FTM-A	PGT	QFF	DEF	TOI	AST	STL	BLK	TO	PF	PTS
5/14	vs DAL	17:22	0-4	.000	0-3	.000	0-0	—	0	1	1	2	2	0	1	1	0
5/21	@ LVA	2:36	0-1	.000	0-1	.000	0-2	.000	0	0	0	0	0	1	0	0	0
5/28	@CHI	DNP - KNEE	-	-	-	-	-	-	-	-	-	-	-	-	-	-	-
5/30	@CHI	DNP - KNEE	—	—	—	—	—	—	—	—	—	—	—	—	—	—	—
6/1	@DAL	DNP - KNEE	—	—	—	—	—	—	—	—	—	—	—	—	—	—	—
6/3	vs IND	DNP - KNEE	—	—	—	—	—	—	—	—	—	—	—	—	—	—	—
6/5	vs CHI	DNP - KNEE	—	—	—	—	—	—	—	—	—	—	—	—	—	—	—
6/10	@WAS	DNP - KNEE	—	—	—	—	—	—	—	—	—	—	—	—	—	—	—
6/12	@MIN	DNP - KNEE	—	—	—	—	—	—	—	—	—	—	—	—	—	—	—
6/16	vs PHO	DNP - KNEE	—	—	—	—	—	—	—	—	—	—	—	—	—	—	—
6/18	vs PHO	DNP - KNEE	—	—	—	—	—	—	—	—	—	—	—	—	—	—	—
6/20	vs NYL	DNP - KNEE	—	—	—	—	—	—	—	—	—	—	—	—	—	—	—
6/24	vs WAS	DNP - KNEE	—	—	—	—	—	—	—	—	—	—	—	—	—	—	—
6/26	@PHO	DNP - KNEE	—	—	—	—	—	—	—	—	—	—	—	—	—	—	—
6/30	vs LVA	DNP - KNEE	—	—	—	—	—	—	—	—	—	—	—	—	—	—	—
7/2	vs LVA	DNP - KNEE	—	—	—	—	—	—	—	—	—	—	—	—	—	—	—
7/4	vs SEA	DNP - KNEE	—	—	—	—	—	—	—	—	—	—	—	—	—	—	—
7/7	@SEA	DNP - KNEE	—	—	—	—	—	—	—	—	—	—	—	—	—	—	—
7/11	vs MIN	DNP - KNEE	—	—	—	—	—	—	—	—	—	—	—	—	—	—	—
8/15	vs IND	DNP - KNEE	—	—	—	—	—	—	—	—	—	—	—	—	—	—	—
8/17	vs ATL	DNP - KNEE	—	—	—	—	—	—	—	—	—	—	—	—	—	—	—
8/19	vs ATL	DNP - KNEE	—	—	—	—	—	—	—	—	—	—	—	—	—	—	—
8/22	@NYL	DNP - KNEE	—	—	—	—	—	—	—	—	—	—	—	—	—	—	—
8/24	@WAS																
8/26	@CON																
8/28	@CON																
8/31	@IND																
9/2	@MIN																
9/9	vs CON																
9/12	vs SEA																
9/16	@ATL																
9/19	@DAL																
Total	—	19:58	0-5	.000	0-4	.000	0-2	.000	0	1	1	2	2	1	1	1	0