

# LOS ANGELES SPARKS 2021 GAME NOTES



Los Angeles Sparks (9-13) at New York Liberty (11-13)

August 22, 2021

Barclays Center | 11:00 a.m. (PT)  
ESPN3, Spectrum SportsNet



## REGULAR SEASON SCHEDULE

Date	Opponent	Time/Result	Record
5/14	DALLAS	L, 94-71	0-1
5/21	at Las Vegas	L, 97-69	0-2
5/28	at Chicago	W, 76-61	1-2
5/30	at Chicago	W, 82-79 OT	2-2
6/1	at Dallas	L, 79-69	2-3
6/3	INDIANA	W, 98-63	3-3
6/5	CHICAGO	W, 68-63	4-3
6/10	at Washington	L, 89-71	4-4
6/12	at Minnesota	L, 80-64	4-5
6/16	PHOENIX	W, 85-80	5-5
6/18	PHOENIX	L, 80-66	5-6
6/20	NEW YORK	L, 76-73	5-7
6/24	WASHINGTON	W, 89-82	6-7
6/27	at Phoenix	L, 88-79	6-8
6/30	LAS VEGAS	L, 99-75	6-9
7/2	LAS VEGAS	L, 66-58	6-10
7/4	SEATTLE	L, 84-74	6-11
7/7	at Seattle	L, 71-62	6-12
7/11	MINNESOTA	L, 86-61	6-13
8/15	INDIANA	W, 75-70	7-13
8/17	ATLANTA	W, 85-80 OT	8-13
8/19	ATLANTA	W, 66-64	9-13
8/22	at New York	11:00 am	—
8/24	at Washington	4:00 pm	—
8/26	at Connecticut	4:00 pm	—
8/28	at Connecticut	4:00 pm	—
8/31	at Indiana	4:00 pm	—
9/2	at Minnesota	5:00 pm	—
9/9	CONNECTICUT	7:30 pm	—
9/12	SEATTLE	6:00 pm	—
9/16	at Atlanta	4:00 pm	—
9/19	at Dallas	2:00 pm	—

\*all times listed are Pacific Standard Time

## PLAYER UPDATES

NUM.	PLAYER	UPDATE
13	Chiney Ogumike	Probable (right knee)
40	Jasmine Walker	Out (right knee)

## CONTACT INFORMATION

### Eli Horowitz

Director, Public Relations and Communications  
ehorowitz@la-sparks.com  
(847) 644-9932



@LA\_Sparks



@LASparks

### Natalie Gilmore

Coordinator, Public Relations and Communications  
ngilmore@la-sparks.com

## PROBABLE STARTERS

G	17	ERICA WHEELER				5'7"	6TH SEASON								
GP/GS	22/22	PPG	13.7	RPG	3.0	APG	4.4	SPG	1.3	FG%	41.0	3FG%	38.3	MPG	29.0
G	20	KRISTI TOLIVER				5'7"	12TH SEASON								
GP/GS	16/16	PPG	9.5	RPG	1.5	APG	2.9	SPG	0.8	FG%	41.3	3FG%	33.0	MPG	28.0
G	15	BRITTNEY SYKES				5'9"	5TH SEASON								
GP/GS	22/10	PPG	9.8	RPG	4.5	APG	2.0	SPG	1.6	FG%	42.1	3FG%	16.0	MPG	27.7
F	30	NNEKA OGWUMIKE				6'2"	10TH SEASON								
GP/GS	8/8	PPG	15.5	RPG	7.3	APG	2.5	SPG	0.9	FG%	58.1	3FG%	30.0	MPG	31.6
C	1	AMANDA ZAHUI B.				6'5"	7TH SEASON								
GP/GS	20/17	PPG	11.5	RPG	6.1	APG	1.2	SPG	0.7	FG%	43.6	3FG%	29.5	MPG	26.1

## MATCHUP NOTES

The Los Angeles Sparks (9-13) play against the New York Liberty (11-13) on the road on Sunday, August 22 at 11:00 AM PT. The Sparks hit the road after three straight victories at Staples Center coming out of the Olympic Break. Nneka Ogumike scored the game winning bucket off an offensive rebound against the Atlanta Dream. Ogumike also tallied 17 points, seven rebounds, and a season-high four assists. Kristi Toliver also put up 10 points, four rebounds, and five assists. The Liberty most recently lost to the Seattle Storm 99-83. Liberty guard Sami Whitcomb scored 26 points with eight assists and five rebounds while Sabrina Ionescu tallied 16 points, four rebounds, and three assists. This will be the second time the two teams play against each other. In their first match-up, New York won 76-73 on June 20. Erica Wheeler scored 20 points, Toliver scored 15 and Nia Coffey scored 15.

### Liberty Probable Starters

F Betnijah Laney  
F Michaela Onyenwere  
C Natasha Howard  
G Sami Whitcomb  
G Sabrina Ionescu

Head Coach: Walt Hopkins

## MILESTONE WATCH

PLAYER	MILESTONE (CURRENT)
Nneka Ogumike	4500 points (4443) 2100 rebounds (2079) 600 assists (518) 200 blocks (179) 500 steals (412)
Kristi Toliver	4500 points (4343) 800 rebounds (810) 1300 assists (1251) 400 steals (320)
Chiney Ogumike	1800 points (1676) 1000 rebounds (913) 150 blocks (113)

## ASSOCIATED PRESS POWER POLL

Week 11	Total Points	High	Low
1 Seattle	161	1	2
2 Las Vegas	159	1	3
3 Connecticut	138	1	5
4 Minnesota	128	3	5
5 Chicago	110	4	6
6 Phoenix	100	5	7
7 Washington	76	5	10
8 New York	73	7	9
9 Dallas	59	7	11
10 Los Angeles	43	9	11
11 Atlanta	23	10	12
12 Indiana	22	10	12

## SHE'S BACK

**Nneka Ogwumike's** first 3 games back from injury:

- 12 points, 7 rebounds, two blocks, Sparks Win
- 13 points (6/7 FGs), 9 rebounds, 9 assists, Sparks Win
- 17 points (8/14 FGs), 7 rebounds, 4 assists, 3 steals, game-winning basket

## COACH KT

**Kristi Toliver** returned to the Sparks starting lineup on Aug. 15 after missing 6 games with injury. In her second game back, Toliver had 11 points in Tuesday's win over ATL and hit the game tying shot at the buzzer to force OT. Prior to Thursdays game where she had 10 points and 4 assists, it was reported by ESPN that Toliver has accepted an Assistant Coach position with the Dallas Mavericks. Toliver is under contract with the Sparks through the 2022 season and an NBA coaching job wouldn't impact her playing career.

## DEFENSE

The Sparks are tied for fourth in the WNBA in defensive rating and first in forcing turnovers on 18.5% of opponent possessions per game. LA leads the WNBA in opponent turnovers per game with 18.5 and is second in the league with 8.2 steals per game.

## SLIM

In the month of June, **Brittney Sykes** scored in double figures in six straight games. Her first time scoring in double figures in atleast six consecutive games since 2017. On July 4, she recorded her third career double-double, scoring 19 points and collecting 10 rebounds. Sykes is fourth in steals per game in the WNBA averaging 1.6 and eighth in rebounds per game among Guards, averaging 4.5.

## EWEEZY

**Erica Wheeler** is second in the league in clutch points per game (3.6) only behind Breanna Stewart, is top 10 in assists per game (4.4) and had her first two career double-doubles with 18 points and 10 assists on June 16, and 20 points and 10 assists against New York on June 20. Wheeler leads her team scoring in double digits in 15 of the Sparks 22 games, with two double doubles.

\*Stats as of August 21, 2021

## 2021 LOS ANGELES SPARKS ROSTER

NUM.	PLAYER	POS.	HT.	YRS OF EXP.	DOB	COLLEGE
1	Amanda Zahui B.	C	6'5"	6	09/8/93	Minnesota
2	Te'a Cooper	G	5'8"	1	04/16/97	Baylor
7	Maria Vadeeva	C	6'4"	2	07/16/98	Russia
12	Nia Coffey	F	6'1"	4	06/11/95	Northwestern
13	Chiney Ogwumike	F/C	6'3"	4	03/21/92	Stanford
14	Lauren Cox	F	6'4'	1	04/20/98	Baylor
15	Brittney Sykes	G	5'9"	4	02/07/94	Syracuse
17	Erica Wheeler	G	5'7"	5	05/2/91	Rutgers
20	Kristi Toliver	G	5'7"	11	01/27/87	Maryland
22	Arella Guirantes	G	5'11"	R	10/15/97	Rutgers
30	Nneka Ogwumike	F	6'2"	9	07/02/90	Stanford
40	Jasmine Walker	F	6'3"	R	02/03/98	Alabama
44	Karlie Samuelson	G	6'0"	2	05/10/1995	Stanford

## COACHING STAFF

### Coaching Staff:


Head Coach Derek Fisher  
 Assistant Coach Fred Williams  
 Assistant Coach Latricia Trammell  
 Assistant Coach Seimone Augustus

## PRONOUNCIATION CHART

### PLAYER/COACH

Te'a Cooper TAY-uh  
 Nneka Ogwumike NECK-uh Oh-gwoo-muh-kay  
 Chiney Ogwumike CHIN-ay Oh-gwoo-muh-kay  
 Nia Coffey Knee-uh  
 Amanda Zahui B. Zow-ee-bee  
 Arella Guirantes uh-REL-uh gih-RAHN-tez  
 Asst. Coach Seimone Augustus suh-MOAN  
 Asst. Coach Latricia Trammell TRAM-uhl


# 2021 LA SPARKS ROSTER




Position: C  
Height: 6'5"  
DOB: 9/8/1993  
College: Minnesota



Position: G  
Height: 5'8"  
DOB: 4/16/1997  
College: Baylor



Position: C  
Height: 6'4"  
DOB: 7/16/1998  
College: Russia



Position: F  
Height: 6'1"  
DOB: 6/11/1995  
College: Northwestern




Position: F/C  
Height: 6'3"  
DOB: 3/21/1992  
College: Stanford




Position: F  
Height: 6'4"  
DOB: 4/20/1998  
College: Baylor



Position: G  
Height: 5'9"  
DOB: 2/7/1994  
College: Syracuse




Position: G  
Height: 5'7"  
DOB: 5/2/1991  
College: Rutgers




Position: G  
Height: 5'7"  
DOB: 1/27/1987  
College: Maryland




Position: G  
Height: 5'11"  
DOB: 10/15/1997  
College: Rutgers



Position: F  
Height: 6'2"  
DOB: 7/2/1990  
College: Stanford



Position: F  
Height: 6'3"  
DOB: 2/3/1998  
College: Alabama



Position: G  
Height: 6'  
DOB: 5/10/1995  
College: Stanford

## COACHING STAFF




**HEAD COACH**



**ASSISTANT COACH**



**ASSISTANT COACH**



**ASSISTANT COACH**



**DIRECTOR OF  
SPORTS MEDICINE/  
HEAD ATHLETIC  
TRAINER**



**PLAYER  
DEVELOPMENT  
COACH**

## Nneka Ogumike Putback Secures Sparks Third Straight Win

A Nneka Ogumike putback layup with 0.1 seconds remaining gave the Sparks a 66-64 win over the Atlanta Dream. Their third straight victory and 18th consecutive win at Staples Center firmly inserted LA into the playoff picture. The Sparks led by as many as 17 in the second half, and survived a furious rally from the Dream, who tied the game at 64-64 in the final minute. Los Angeles was anchored by selfless offensive play and lockdown defense, holding the Dream to 39.4% shooting. Ogumike finished with 17 points, seven rebounds and four assists. Amanda Zahui B. and Kristi Toliver added 10 apiece. Atlanta was led by No. 3 overall pick and rookie Aari McDonald who scored 15 second-half points, including hitting four 3-pointers to spark the Dream rally.



The Sparks took control late in the first quarter after a Te'a Cooper mid-range jumper gave them a 9-7 lead with 3:28 to go in the first period. The Sparks wouldn't trail again in the game. Carrying a 36-28 lead into halftime, LA used the third quarter to further build its advantage behind the same formula of a well-balanced offense and a stifling defense. Seven of the Sparks eight active players scored in the third period, helping the team grow its lead to 13 points by the quarter's end at 56-43.

Despite being in firm control for most of the night, the Sparks found themselves in yet another nailbiter down the stretch. After trailing by as many as 17 points in the third quarter, Atlanta mounted a furious fourth-quarter comeback to knot the score at 64 apiece on a Crystal Bradford three-pointer with 32.8 second to go in regulation to cap off a 16-4 run.

A stunned crowd watched as Los Angeles called timeout to regroup for its final possession in regulation. Though the play wasn't drawn up for her, the ball ended up in Nneka Ogumike's hands with just over a second to go after she reeled in a missed three-pointer by Kristi Toliver. Then she went up for the putback, sinking it with 0.1 seconds on the clock to seal the game.

Ogumike led LA in points (17), rebounds (seven), and steals (three) — a season-high. Brittney Sykes came up just shy of a double-double with nine points and eight rebounds. Atlanta's Courtney Williams recorded a double-double and led all players on either team with 23 points. Aari McDonald and Candice Dupree also scored in double-digits, with 15 and 10 points, respectively.

The win improved the Sparks to 9-13 and moved them into ninth place in the league standings, a half game ahead of the Washington Mystics and a half game behind the Dallas Wings, who currently hold the WNBA's eighth and final playoff spot. Meanwhile, LA handed Atlanta its seventh consecutive loss, dropping the Dream to 6-16.

The Sparks now prepare to travel across the country to take on Sabrina Ionescu and the New York Liberty on Sunday, Aug. 22, with hopes of extending their winning streak to four games.

### Los Angeles Highlights:

- Two-time WNBA Champion Kristi Toliver passed Mwadi Mabika for No. 1 All-Time on the Sparks franchise 3-pointers made list.
- Nneka Ogumike recorded a season-high three steals to go along with 17 points, seven rebounds, and four assists. Ogumike also hit the game-winner with 0.1 seconds to play in the game.
- Three Sparks scored in double-figures including: Ogumike (17), Toliver (10), and Amanda Zahui B. (10) to combine for 37 of the team's 66 points.
- Brittney Sykes totaled nine points, and eight rebounds- six of which came on the defensive end of the ball.



**MOST RECENT GAME - BOX SCORE**

**WOMEN'S NATIONAL BASKETBALL ASSOCIATION**

**OFFICIAL SCORER'S REPORT  
FINAL BOX**

Thursday, August 19, 2021 STAPLES Center, Los Angeles, CA  
Officials: #55 Eric Brewton, #53 Jeffrey Smith, #44 Janetta Graham

Game Duration: 1:58  
Attendance: 1885

**VISITOR: Atlanta Dream (6-16)**

	POS	MIN	FG	FGA	3P	3PA	FT	FTA	OR	DR	TOT	A	PF	ST	TO	BS	+/-	PTS
9 Crystal Bradford	F	22:20	3	7	1	4	0	1	0	5	5	2	3	1	2	2	-4	7
24 Candice Dupree	F	32:27	4	7	0	1	2	2	2	3	5	1	1	0	0	0	-8	10
1 Elizabeth Williams	C	23:02	3	5	0	0	0	0	1	3	4	1	2	0	1	2	-8	6
10 Courtney Williams	G	36:06	10	22	3	7	0	0	5	6	11	4	3	1	6	1	-2	23
0 Odyssey Sims	G	20:44	0	6	0	2	1	2	1	1	2	3	1	0	4	0	-10	1
25 Monique Billings		17:23	1	4	0	0	0	0	0	1	1	1	4	1	0	0	4	2
4 Aari McDonald		19:16	5	10	4	8	1	2	2	2	4	3	4	1	2	0	8	15
15 Tiffany Hayes		15:43	0	3	0	2	0	0	0	2	2	0	1	2	0	0	4	0
21 Tianna Hawkins		07:33	0	2	0	1	0	0	0	0	0	0	2	0	3	0	6	0
40 Shekinna Stricklen		05:26	0	0	0	0	0	0	0	0	0	0	0	1	0	0	0	0
		200:00	26	66	8	25	4	7	11	23	34	15	21	7	18	5	-2	64
			39.4%		32%		57.1%		TM REB: 8		TOT TO: 21 (16 PTS)							

**HOME: LOS ANGELES SPARKS (9-13)**

	POS	MIN	FG	FGA	3P	3PA	FT	FTA	OR	DR	TOT	A	PF	ST	TO	BS	+/-	PTS
15 Brittney Sykes	F	33:15	3	5	0	0	3	4	2	6	8	1	1	2	2	0	-1	9
30 Nneka Ogumike	F	36:08	8	14	1	3	0	1	2	5	7	4	0	3	6	0	9	17
1 Amanda Zahui B	C	29:17	3	11	0	3	4	4	1	4	5	1	3	0	4	1	5	10
20 Kristi Toliver	G	32:35	4	5	2	3	0	0	0	4	4	5	3	0	3	0	10	10
17 Erica Wheeler	G	32:27	3	12	1	2	0	0	2	2	4	3	5	1	3	0	-4	7
2 Te'a Cooper		13:05	2	5	0	1	3	4	0	0	0	2	2	0	1	0	0	7
12 Nia Coffey		17:10	1	3	1	2	1	2	0	3	3	0	1	0	0	0	-3	4
14 Lauren Cox		06:03	1	1	0	0	0	2	1	0	1	0	0	0	0	1	-6	2
22 Arella Guirantes		DNP - Coach's decision																
44 Karlie Samuelson		DNP - Coach's decision																
		200:00	25	56	5	14	11	17	8	24	32	16	15	6	19	2	2	66
			44.6%		35.7%		64.7%		TM REB: 6		TOT TO: 19 (19 PTS)							

**SCORE BY PERIOD**

	1	2	3	4	FINAL
Dream	9	19	15	21	64
SPARKS	16	20	20	10	66

Inactive: Dream - Carter (Team Suspension), Parker (Personal)

Inactive: Sparks - Ogumike (Injury/Illness - Right Knee), Vadeeva (Not With Team - Overseas), Walker (Injury/Illness - Right Knee)

Points in the Paint: Dream 18 (9/22), SPARKS 34 (17/34)

2nd Chance Points: Dream 10 (5/11), SPARKS 14 (6/7)

Fast Break Points: Dream 6 (3/7), SPARKS 11 (4/7)

Biggest Lead: Dream 3, SPARKS 17

Lead Changes: 1

Times Tied: 4

## WOMEN'S NATIONAL BASKETBALL ASSOCIATION

OFFICIAL SCORER'S REPORT  
FINAL BOX

Sunday, June 20, 2021 Los Angeles Convention Center, Los Angeles, CA

Officials: #55 Eric Brewton, #13 Cheryl Flores, #85 Robert Hussey

Game Duration: 2:05

Attendance: 731

## VISITOR: New York Liberty (7-6)

	POS	MIN	FG	FGA	3P	3PA	FT	FTA	OR	DR	TOT	A	PF	ST	TO	BS	+/-	PTS
9 Rebecca Allen	F	37:45	5	15	5	11	4	4	1	5	6	3	1	3	1	3	2	19
12 Michaela Onyenwere	F	20:20	1	4	0	3	2	3	1	1	2	1	2	1	1	0	-9	4
24 Kylee Shook	C	21:20	5	7	1	2	0	0	3	4	7	2	0	2	4	0	9	11
44 Betnijah Laney	G	34:02	6	10	0	2	2	2	0	5	5	5	4	1	9	0	9	14
32 Sami Whitcomb	G	37:19	5	8	3	6	4	4	1	8	9	3	2	0	3	0	1	17
1 Reshanda Gray		15:36	0	2	0	0	2	2	1	0	1	0	4	0	4	0	4	2
4 Jazmine Jones		13:06	0	3	0	0	0	0	1	1	2	2	2	0	4	0	-10	0
20 Sabrina Ionescu		20:32	2	8	1	7	4	5	3	3	6	2	1	2	3	0	9	9
0 Leaonna Odom	DNP - Coach's decision																	
2 DiDi Richards	DNP - Coach's decision																	
200:00			24	57	10	31	18	20	11	27	38	18	16	9	29	3	3	76
			42.1%		32.3%		90%		TM REB: 6			TOT TO: 30 (37 PTS)						

## HOME: LOS ANGELES SPARKS (5-7)

	POS	MIN	FG	FGA	3P	3PA	FT	FTA	OR	DR	TOT	A	PF	ST	TO	BS	+/-	PTS
32 Bria Holmes	F	12:52	1	1	0	0	1	2	1	2	3	0	0	3	2	0	-4	3
12 Nia Coffey	F	32:12	6	13	3	8	0	0	0	3	3	1	2	0	4	2	-12	15
1 Amanda Zahui B	C	11:24	2	4	0	1	0	0	0	2	2	0	3	1	2	0	-9	4
20 Kristi Toliver	G	35:01	6	17	3	12	0	0	2	2	4	2	3	1	3	0	-7	15
17 Erica Wheeler	G	31:13	9	15	0	1	2	3	1	5	6	10	3	3	4	0	-4	20
2 Te'a Cooper		14:56	1	3	0	0	1	2	0	1	1	1	1	0	1	0	5	3
15 Brittney Sykes		30:30	5	10	0	1	0	1	2	2	4	0	2	7	1	0	9	10
31 Kristine Anigwe		11:52	1	3	0	0	1	2	1	1	2	1	2	1	1	0	2	3
44 Karlie Samuelson		20:00	0	2	0	1	0	0	1	1	2	1	3	1	0	0	5	0
22 Arella Guirantes	DNP - Coach's decision																	
200:00			31	68	6	24	5	10	8	19	27	16	19	17	18	2	-3	73
			45.6%		25%		50%		TM REB: 6			TOT TO: 18 (19 PTS)						

SCORE BY PERIOD	1	2	3	4	FINAL
Liberty	21	23	14	18	76
SPARKS	18	18	22	15	73

Inactive: Liberty - Howard (Injury/Illness - Left knee), Willoughby (Injury/Illness - Left achilles)

Inactive: Sparks - Ogwumike (Injury/Illness - Right knee), Ogwumike (Injury/Illness - Left knee), Walker (Injury/Illness - Right knee)

Points in the Paint: Liberty 22 (11/19), SPARKS 30 (15/26)

Biggest Lead: Liberty 14, SPARKS 4

2nd Chance Points: Liberty 19 (6/9), SPARKS 0 (0/4)

Lead Changes: 9

Fast Break Points: Liberty 4 (2/4), SPARKS 10 (5/5)

Times Tied: 9

## 2021 SUPERLATIVES

### LOS ANGELES SPARKS HIGHS

Points, Game.....98 vs. IND 6/3  
Points, First Half.....53 vs. PHO 6/16  
Points, Second Half.....50 vs. IND 6/3  
Points, 1Q.....27 vs. PHO 6/16  
Points, 2Q.....32 vs. WAS 6/24  
Points, 3Q.....28 vs. SEA 7/4  
Points, 4Q.....27 vs. IND 6/3  
Points, Overtime..... 11 vs. ATL 8/17

Field Goals Made.....37 vs. IND 6/3  
Field Goals Att.....82 vs. LVA 6/30  
Field Goal Percentage.....56.1% vs. IND 6/3  
3FG Made.....14 vs. IND 6/3  
3FG Att.....30 @ DAL 6/1  
3FG Percentage.....58.8% vs. WAS 6/24  
Free Throws Made.....19 @ WAS 6/10  
Free Throws Att.....28 @ WAS 6/10  
FT Percentage.....100% vs. SEA 7/4

Offensive Rebounds...14 vs. PHO 6/17  
Defensive Rebounds....35 vs. ATL 8/17  
Total Rebounds.....41 vs. ATL 8/17  
Assists.....29 vs. ATL 8/17  
Steals.....17 vs. NYL 6/20  
Turnovers.....19 @ CHI 5/30, 19 vs. ATL 8/19  
Blocked Shots.....10 @ DAL 6/1  
Personal Fouls.....25 vs. PHO 6/18

### OPPONENT HIGHS

Points, Game.....99 vs. LVA 6/30  
Points, First Half.....56 vs. LVA 6/30  
Points, Second Half.....50 vs. DAL 5/14  
Points, 1Q.....29 vs. MIN 7/11  
Points, 2Q.....31 @ LVA 5/21  
Points, 3Q.....26 vs. DAL 5/14  
Points, 4Q.....28 vs. SEA 7/4  
Points, Overtime..... 6 @ CHI 5/20, vs. ATL 8/17

Field Goals Made.....37 vs. LVA 6/30  
Field Goals Att.....88 vs. ATL 8/17  
Field Goal Percentage....55.9% vs. MIN 7/11  
3FG Made.....11 vs. WAS 6/24  
3FG Att.....31 vs. NYL 6/20  
3FG Percentage.....78.3% vs. LVA 7/2  
Free Throws Made.....27 @ LVA 5/21  
Free Throws Att.....32 @ LVA 5/21  
FT Percentage.....100% @ CHI 5/30

### LOS ANGELES SPARKS LOWS

-Points, Game.....58 vs. LVA 7/2  
-Points, First Half.....28 @ DAL 6/1  
-Points, Second Half..... 26 vs. IND 8/15  
-Points, 1Q.....9 vs. SEA 7/7  
-Points, 2Q.....7 @ DAL 6/1  
-Points, 3Q.....9 vs. CHI 6/5  
-Points, 4Q.....7 @ MIN 6/10  
-Points, Overtime..... 9 @ CHI 5/30

-Field Goals Made..... 21 vs. SEA 7/7  
-Field Goals Att..... 56 vs. ATL 8/19  
-Field Goal Percentage.....32.8% @ WAS 6/10  
-3FG Made.....3 vs. CHI 6/5  
-3FG Att..... 14 vs. PHO 6/18, 14 vs. ATL 8/19  
-3FG Percentage..... 15.8% vs. CHI 6/5  
-Free Throws Made.....4 vs. PHO 6/16  
-Free Throws Att..... 6 vs. PHO 6/16  
-FT Percentage..... 50.0% vs. NYL 6/20

-Offensive Rebounds.....0 vs. WAS 6/24  
-Defensive Rebounds..... 18 vs. MIN 7/11  
-Total Rebounds..... 24 vs. MIN 7/11  
-Assists..... 8 vs. SEA 7/7  
-Steals..... 3 vs. IND 8/15  
-Turnovers..... 5 vs. PHO 6/16  
-Blocked Shots..... 2 vs. NYL 6/20, 2 vs. ATL 8/19  
-Personal Fouls..... 13 vs. LVA 6/30

### OPPONENT LOWS

-Points, Game.....63 vs. CHI 6/5  
-Points, First Half.....25 vs. IND 6/3  
-Points, Second Half.....24 vs. IND 8/15  
-Points, 1Q.....9 vs. ATL 8/19  
-Points, 2Q.....11 vs. IND 6/3  
-Points, 3Q.....8 @ MIN 6/12  
-Points, 4Q.....11 vs. IND 8/15  
-Points, Overtime..... 6 @ CHI 5/20, vs. ATL 8/17

-Field Goals Made..... 12 @ CHI 5/30  
-Field Goals Att..... 12 @ CHI 5/30  
-Field Goal Percentage.....33.3% vs. IND 8/15  
-3FG Made..... 2 vs. LVA 7/2  
-3FG Att.....11 vs. LVA 7/2  
-3FG Percentage..... 22.2% vs. IND 8/15  
-Free Throws Made..... 4 vs. ATL 8/19  
-Free Throws Att.....7 vs. ATL 8/19  
-FT Percentage.....38.9% vs. ATL 8/17

# 2021 TEAM BOX SCORE

Date	Opponent	MINS	FG-A	PCT	3PM-A	PCT	FTM-A	PCT	OFF	DEF	TOI	AST	STL	BLK	TO	PF	PTS
5/14	vs DAL	40:00	28-78	.359	7-27	.259	8-14	.571	6	19	25	15	12	3	15	17	71
5/21	@ LVA	40:00	27-74	.365	5-17	.294	10-15	.667	5	23	28	18	8	1	11	24	69
5/28	@CHI	40:00	26-66	.394	9-19	.474	15-18	.833	9	21	30	17	13	3	20	18	76
5/30	@CHI	45:00	30-73	.411	8-18	.444	14-18	.778	8	25	33	20	11	8	20	19	82
6/1	@DAL	40:00	24-64	.375	10-30	.333	11-12	.917	4	20	24	11	5	10	12	19	69
6/3	vs IND	40:00	37-66	.561	14-28	.500	10-11	.909	2	25	27	14	9	4	8	18	98
6/5	vs CHI	40:00	25-68	.368	3-19	15.8	15-21	.714	9	29	38	13	4	6	11	20	68
6/10	@WAS	40:00	22-67	.328	8-23	.348	19-28	.679	9	22	31	13	6	4	11	19	71
6/12	@MIN	40:00	23-70	.329	8-23	.348	10-12	.833	9	18	27	15	9	5	13	18	64
6/16	vs PHO	40:00	36-80	.450	9-28	.321	4-6	.667	14	21	35	17	3	6	5	23	85
6/18	vs PHO	40:00	25-55	.455	5-16	.313	25-31	.806	4	29	33	13	8	3	12	19	80
6/20	vs NYL	40:00	31-68	.456	6-24	.250	5-10	.500	8	19	27	16	17	2	18	19	73
6/24	vs WAS	40:00	33-64	.516	10-17	.588	13-15	.867	0	22	22	16	8	6	12	18	89
6/26	@PHO	40:00	31-74	.419	6-20	.300	11-15	.733	5	26	31	14	7	3	9	24	79
6/30	vs LVA	40:00	28-82	.341	7-24	.292	12-17	.706	10	29	39	12	9	3	11	13	75
7/2	vs LVA	40:00	22-62	.355	6-21	.286	8-10	.800	5	28	33	12	5	6	13	20	58
7/4	vs SEA	40:00	25-65	.385	7-18	.389	17-17	1.000	7	23	30	18	5	5	12	18	74
7/7	@SEA	40:00	21-59	.356	4-19	.211	16-20	.800	7	21	28	8	11	5	17	19	62
7/11	vs MIN	40:00	22-60	.367	4-15	.267	13-17	.765	6	18	24	14	12	4	15	16	61
8/15	vs IND	40:00	29-66	.439	7-20	.350	10-14	.714	7	30	37	17	3	6	15	24	75
8/17	vs ATL	45:00	36-80	.450	5-22	.227	8-10	.800	6	35	41	29	9	5	15	18	85
8/19	vs ATL	40:00	25-56	.446	5-14	.357	11-17	.647	8	24	32	16	6	2	19	15	66
8/22	@NYL																
8/24	@WAS																
8/26	@CON																
8/28	@CON																
8/31	@IND																
9/2	@MIN																
9/9	vs CON																
9/12	vs SEA																
9/16	@ATL																
9/19	@DAL																
Total	—	890:00	604-1502	.402	152-461	.330	256-339	.755	149	521	670	335	180	99	299	424	1616

# 2021 TEAM AVERAGES

	G	MPG	PPG	RPG	APG	SPG	BPG	FG%	3FG%	FT%	TO	PF
Sparks	22	40.5	73.5	30.5	15.2	8.2	4.5	40.2	33.0	75.5	13.8	19.3
Opponent	22	40.5	78.7	40.0	17.0	6.6	4.3	42.1	34.6	82.2	18.5	18.2




#1	AMANDA ZAHUI B.	CENTER	6-5	9/8/93	MINNESOTA	7TH SEASON
----	-----------------	--------	-----	--------	-----------	------------

2021 Regular Season Averages:

G-GS	PPG	RPG	APG	SPG	BPG	MPG	FG%	3FG%	FT%
20-17	11.5	6.1	1.2	0.7	1.6	26.1	43.6	29.5	83.9

	2021 Season Highs	Career Highs	Playoff Career Highs
PTS	22, vs LVA 6/30/21	37, @ LAS 6/15/19	2, vs PHO 9/24/16
REB	12, vs LVA 7/2/21	21, @ LVA 8/29/20	2, two times
AST	4, vs ATL 8/17/21	5, two times	—
STL	2, @ CHI 5/28/21	4, vs. MIN 8/5/20	—
BLK	4, vs CHI 6/5/21	6, vs. LAS 6/4/19	1, @ PHO 9/17/15
FGM	9, vs LVA 6/30/21	13, @ LAS 6/15/19	1, vs PHO 9/24/16
3FGM	3, vs PHO 6/16/21	7, @ LAS 6/15/19	—
FTM	4, three times	6, two times	—
MINS	36:20, @ MIN 6/12/21	36:20, @ MIN 6/12/21	6, vs PHO 9/24/16



GAME BY GAME STATS

Date	Opponent	MINS	FG-A	PGI	3PM-A	PCI	FTM-A	PCI	QFF	DEF	IOI	ASI	STL	BLK	TO	PF	PTS
5/14	vs DAL	DNP - Back	—	—	—	—	—	—	—	—	—	—	—	—	—	—	—
5/21	@ LVA	DNP - Back	—	—	—	—	—	—	—	—	—	—	—	—	—	—	—
5/28	@CHI	16:24	3-5	.600	2-3	.667	0-0	—	0	2	2	0	2	1	4	3	8
5/30	@CHI	34:59	7-8	.875	2-3	.667	1-1	1.000	0	8	8	0	1	3	3	3	17
6/1	@DAL	21:28	4-9	.444	2-6	.333	0-0	—	1	2	3	2	1	1	3	2	10
6/3	vs IND	24:16	3-9	.333	1-7	.143	0-0	—	0	7	7	2	0	1	1	2	7
6/5	vs CHI	30:53	6-14	.429	0-5	.000	1-2	.500	2	8	10	2	1	4	1	4	13
6/10	@WAS	15:52	3-6	.500	1-2	.500	2-2	1.000	0	4	4	0	0	1	3	3	9
6/12	@MIN	36:20	5-14	.357	2-8	.250	3-4	.750	2	6	8	0	1	1	0	5	15
6/16	vs PHO	34:35	6-19	.316	3-11	.273	0-0	—	0	7	7	0	0	2	0	4	15
6/18	vs PHO	18:59	2-6	.333	1-4	.250	0-0	—	0	6	6	1	1	0	1	6	5
6/20	vs NYL	11:24	2-4	.500	0-1	.000	0-0	—	0	2	2	0	1	0	2	3	4
6/24	vs WAS	34:23	6-13	.462	3-6	.500	2-2	1.000	0	5	5	1	1	3	1	3	17
6/26	@PHO	33:07	4-10	.400	2-4	.500	0-0	—	0	4	4	1	0	0	2	1	10
6/30	vs LVA	29:30	9-20	.450	2-6	.333	2-2	1.000	4	5	9	2	1	2	3	3	22
7/2	vs LVA	30:47	6-16	.375	2-6	.333	0-0	—	4	8	12	0	0	1	1	5	14
7/4	vs SEA	21:08	4-5	.800	0-0	—	0-0	—	1	3	4	3	1	3	2	5	8
7/7	@SEA	29:53	2-6	.333	1-4	.250	4-4	1.000	2	7	9	1	1	2	4	1	9
7/11	vs MIN	20:11	3-7	.429	1-3	.333	3-4	.750	0	1	1	3	1	0	2	3	10
8/15	vs IND	22:50	4-8	.500	1-3	.333	4-6	.667	1	8	9	1	0	3	3	5	13
8/17	vs ATL	24:18	7-13	.538	0-3	.000	0-0	—	1	6	7	4	0	2	2	4	14
8/19	vs ATL	29:17	3-11	.273	0-3	.000	4-4	1.000	1	4	5	1	0	1	4	3	10
8/22	@NYL																
8/24	@WAS																
8/26	@CON																
8/28	@CON																
8/31	@IND																
9/2	@MIN																
9/9	vs CON																
9/12	vs SEA																
9/16	@ATL																
9/19	@DAL																
Total	—	521:11	89-204	.436	26-88	.295	26-31	.839	19	103	122	23	13	31	42	68	230

#2	TE'A COOPER	GUARD	5-8	4/16/97	BAYLOR	2ND SEASON
----	-------------	-------	-----	---------	--------	------------

2021 Regular Season Averages:

G-GS	PPG	RPG	APG	SPG	BPG	MPG	FG%	3FG%	FT%
21-8	8.7	1.9	1.4	0.9	0.2	20.7	36.0	32.6	76.8

	2021 Season Highs	Career Highs	Playoff Career Highs
PTS	26, vs WASH 6/24/21	26, vs WASH 6/24/21	3, vs CON 9/17/20
REB	6, vs LVA 6/30/21	6, @CON 8/28/20	—
AST	4, two times	4, two times	2, vs CON 9/17/20
STL	2, four times	2, three times	1, vs CON 9/17/20
BLK	2, @ MIN 6/12/21	2, @ MIN 6/12/21	—
FGM	10, vs WASH 6/24/21	10, vs WASH 6/24/21	1, vs CON 9/17/20
3FGM	2, four times	3, @NYL 9/8/20	1, vs CON 9/17/20
FTM	6, vs LVA 6/30/21	6, vs LVA 6/30/21	—
MINS	33:57, vs LVA 7/2/21	33:57, vs LVA 7/2/21	20, vs CON 9/17/20



GAME BY GAME STATS

Date	Opponent	MINS	FG-A	PCT	3PM-A	PCT	FTM-A	PCI	QFF	DEF	TOT	AST	STL	BLK	TO	PF	PTS
5/14	vs DAL	17:30	1-10	.100	1-3	.333	1-2	.500	0	2	2	1	2	0	1	2	4
5/21	@ LVA	21:13	2-5	.400	2-3	.667	2-2	1.000	0	1	1	1	1	0	2	3	8
5/28	@CHI	13:40	2-9	.222	0-3	.000	1-2	.500	0	0	0	0	0	0	1	4	5
5/30	@CHI	10:10	0-6	.000	0-0	—	0-0	—	0	3	3	1	1	0	3	0	0
6/1	@DAL	32:50	4-12	.333	0-3	.000	4-4	1.000	0	3	3	4	1	0	0	3	12
6/3	vs IND	17:09	5-8	.625	1-2	.500	4-5	.800	0	1	1	0	0	0	1	3	15
6/5	vs CHI	32:25	4-9	.444	1-4	.250	4-6	.667	0	2	2	0	0	0	2	3	13
6/10	@WAS	21:33	3-14	.214	0-2	.000	5-6	.833	1	2	3	2	2	1	2	2	11
6/12	@MIN	31:24	6-10	.600	2-3	.667	3-3	1.000	0	1	1	2	2	2	4	2	17
6/16	vs PHO	—	—	—	—	—	—	—	—	—	—	—	—	—	—	—	—
6/18	vs PHO	13:42	0-3	.000	0-1	.000	0-0	—	0	2	2	1	1	0	1	1	0
6/20	vs NYL	14:56	1-3	.333	0-0	—	1-2	.500	0	1	1	1	0	0	1	1	3
6/24	vs WAS	26:55	10-15	.667	1-1	.100	5-6	.833	0	3	3	4	2	0	0	2	26
6/26	@PHO	31:01	8-14	.571	2-4	.500	2-2	1.000	0	1	1	2	1	0	3	3	20
6/30	vs LVA	24:38	4-14	.286	1-3	.333	6-10	.600	2	4	6	3	0	0	2	2	15
7/2	vs LVA	33:57	5-11	.455	2-5	.400	0-0	—	0	4	4	1	2	0	3	3	12
7/4	vs SEA	16:54	1-5	.200	1-2	.500	0-0	—	0	1	1	1	0	0	3	0	3
7/7	@SEA	16:24	0-4	.000	0-1	.000	2-2	1.000	0	2	2	1	1	1	2	2	2
7/11	vs MIN	16:12	0-5	.000	0-1	.000	0-0	—	0	1	1	1	1	0	2	1	0
8/15	vs IND	15:29	4-5	.800	1-1	1.000	0-0	—	0	3	3	1	1	0	2	2	9
8/17	vs ATL	13:20	0-5	.000	0-3	.000	0-0	—	0	0	0	1	1	0	1	3	0
8/19	vs ATL	13:05	2-5	.400	0-1	.000	3-4	.750	0	0	0	2	0	0	1	2	7
8/22	@NYL																
8/24	@WAS																
8/26	@CON																
8/28	@CON																
8/31	@IND																
9/2	@MIN																
9/9	vs CON																
9/12	vs SEA																
9/16	@ATL																
9/19	@DAL																
Total	—	434:19	62-172	.360	15-46	.326	43-56	.768	3	36	39	29	19	4	37	44	182

#7	MARIA VADEEVA	CENTER	6-4	7/16/98	RUSSIA	3RD SEASON
----	---------------	--------	-----	---------	--------	------------

2019 Regular Season Averages:

G-GS	PPG	RPG	APG	SPG	BPG	MPG	FG%	3FG%	FT%
15-1	7.8	3.9	0.7	1.0	0.2	12.0	.490	.313	.769

	2019 Season Highs	Career Highs	Playoff Career Highs
PTS	24, @ LVA 5/26/19	24, @ LVA 5/26/19	2, two times
REB	8, two times	8, two times	4, vs CON 9/22/19
AST	3, two times	3, two times	2, vs SEA 9/15/19
STL	3, vs MIN 8/20/19	3, vs MIN 8/20/19	–
BLK	3, @ LVA 5/26/19	3, two times	1, three times
FGM	11, @ LVA 5/26/19	11, @ LVA 5/26/19	1, two times
3FGM	2, @ LVA 5/26/19	2, two times	–
FTM	4, vs SEA 8/4/19	4, vs SEA 8/4/19	–
MINS	24:12, @ LVA 5/26/19	24:12, @ LVA 5/26/19	13:30 vs CON 9/22/19



## GAME BY GAME STATS

[illegible]

2021 Regular Season Averages:

G-GS	PPG	RPG	APG	SPG	BPG	MPG	FG%	3FG%	FT%
22-15	7.3	4.2	0.9	0.9	1.3	25.7	38.2	39.5	68.4

	2021 Season Highs	Career Highs	Playoff Career Highs
PTS	17, @ CHI 5/30/21	23, vs SEA 5/27/18	—
REB	9, vs CHI 6/5/21	12, vs PHO 6/17/18	—
AST	3, vs CHI 6/5/21	6, @ CHI 6/3/18	—
STL	4, @ CHI 5/30/21	4, @ CHI 5/30/21	—
BLK	6, @ DAL 6/1/21	6, @ DAL 6/1/21	—
FGM	6, two times	8, vs SEA 5/27/18	—
3FGM	3, five times	3, five times	—
FTM	4, two times	7, two times	—
MINS	32:58, vs CHI 6/5/21	32:58, vs CHI 6/5/21	—



GAME BY GAME STATS

Date	Opponent	MINS	FG-A	PCT	3PM-A	PCT	FTM-A	PCT	QFF	DEF	TOT	AST	STL	BLK	TQ	PF	PTS
5/14	vs DAL	19:41	4-8	.500	2-4	.500	0-2	.000	2	2	4	1	1	2	4	2	10
5/21	@ LVA	20:43	3-7	.429	1-2	.500	1-2	.500	0	3	3	0	1	0	0	1	8
5/28	@CHI	16:59	3-5	.600	3-4	.750	0-0	—	1	4	5	1	1	1	0	1	9
5/30	@CHI	31:04	6-12	.500	3-5	.600	0-0	—	1	3	4	1	4	2	1	2	17
6/1	@DAL	28:28	3-8	.375	2-5	.400	0-0	—	1	5	6	1	1	6	1	4	8
6/3	vs IND	30:36	4-4	1.000	3-3	1.000	4-5	.800	0	1	1	1	0	2	0	4	13
6/5	vs CHI	32:25	4-11	.364	0-3	.000	2-2	1.000	1	8	9	3	3	2	0	2	10
6/10	@ WAS	20:12	1-8	.125	0-3	.000	3-4	.750	2	2	4	0	0	0	0	2	5
6/12	@ MIN	24:52	3-6	.500	2-4	.500	0-0	—	1	3	4	1	0	2	3	4	8
6/16	vs PHO	24:54	2-5	.400	0-3	.000	0-0	—	0	1	1	0	1	0	0	4	4
6/18	vs PHO	29:15	2-4	.500	1-1	1.000	0-0	—	1	2	3	1	1	0	2	3	5
6/20	vs NYL	32:12	6-13	.462	3-8	.375	0-0	—	0	3	3	1	0	2	4	2	15
6/24	vs WAS	31:19	1-4	.250	1-3	.333	0-0	—	0	1	1	1	1	1	2	2	3
6/26	@ PHO	28:43	2-6	.333	2-4	.500	0-0	—	1	6	7	1	1	0	1	4	6
6/30	vs LVA	26:26	0-4	.000	0-3	.000	0-0	—	0	7	7	1	0	0	0	3	0
7/2	vs LVA	28:18	0-3	.000	0-1	.000	0-0	—	1	6	7	0	2	4	4	3	0
7/4	vs SEA	27:34	4-12	.333	3-6	.500	0-0	—	0	2	2	2	0	1	1	5	11
7/7	@ SEA	30:39	2-11	.182	1-7	1.43	0-0	—	2	5	7	1	2	1	2	5	5
7/11	vs MIN	24:49	1-6	.167	1-4	.250	0-0	—	1	0	1	2	1	2	1	2	6
8/15	vs IND	18:36	3-6	.500	1-3	.333	2-3	.667	0	3	3	0	0	1	0	2	9
8/17	vs ATL	18:52	3-6	.500	2-3	.667	2-2	1.000	0	8	8	1	1	0	2	1	10
8/19	vs ATL	17:10	1-3	.333	1-2	.500	1-2	.500	0	3	3	0	0	0	0	1	4
8/22	@ NYL																
8/24	@ WAS																
8/26	@ CON																
8/28	@ CON																
8/31	@ IND																
9/2	@ MIN																
9/9	vs CON																
9/12	vs SEA																
9/16	@ ATL																
9/19	@ DAL																
Total	—	565:48	58-152	.382	32-81	.395	13-19	.684	15	78	93	20	21	29	28	59	164

#13CHINEY OGWUMIKEFORWARD/CENTER6-33/21/92STANFORD5TH SEASON

2021 Regular Season Averages:

G-GS	PPG	RPG	APG	SPG	BPG	MPG	FG%	3FG%	FT%
3-3	9.0	5.7	2.0	0.7	0.7	27.3	34.5	66.7	71.4

	2021 Season Highs	Career Highs	Playoff Career Highs
PTS	12, vs DAL 5/14/21	30, vs SEA 6/15/18	10, @CON 9/19/19
REB	6, two times	17, vs NY 6/29/14	5, @CON 9/19/19
AST	2, three times	4, vs NY 6/14/19	2, vs SEA 9/15/19
STL	1, two times	4, two times	2, vs PHX 9/23/19
BLK	1, @ CHI 5/28/21	7, vs DAL 7/20/16	2, @CON 9/17/19
FGM	5, vs DAL 5/14/21	13, vs SEA 6/15/18	14 @CON 9/19/19
3FGM	2, vs DAL 5/14/21	2, vs DAL 5/14/21	—
FTM	3, @ LVA 5/21/21	8, two times	—
MINS	30:40, @ LVA 5/21/21	40, two times	19, vs PHO 8/23/18



GAME BY GAME STATS


Date	Opponent	MINS	FG-A	PCT	3PM-A	PCT	FTM-A	PCT	OFF	DEF	TOT	AST	STL	BLK	TO	PF	PTS
5/14	vs DAL	27:11	5-11	.455	2-3	.667	0-0	—	1	5	6	2	1	0	1	4	12
5/21	@ LVA	30:40	4-10	.400	0-0	—	3-5	.600	3	2	5	2	1	0	2	5	11
5/28	@CHI	24:00	1-8	.125	0-0	—	2-2	1.000	2	4	6	2	0	1	3	4	4
5/30	@CHI	DNP - KNEE	—	—	—	—	—	—	—	—	—	—	—	—	—	—	—
6/1	@DAL	DNP - KNEE	—	—	—	—	—	—	—	—	—	—	—	—	—	—	—
6/3	vs IND	DNP - KNEE	—	—	—	—	—	—	—	—	—	—	—	—	—	—	—
6/5	vs CHI	DNP - KNEE	—	—	—	—	—	—	—	—	—	—	—	—	—	—	—
6/10	@WAS	DNP - KNEE	—	—	—	—	—	—	—	—	—	—	—	—	—	—	—
6/12	@MIN	DNP - KNEE	—	—	—	—	—	—	—	—	—	—	—	—	—	—	—
6/16	vs PHO	DNP - KNEE	—	—	—	—	—	—	—	—	—	—	—	—	—	—	—
6/18	vs PHO	DNP - KNEE	—	—	—	—	—	—	—	—	—	—	—	—	—	—	—
6/20	vs NYL	DNP - KNEE	—	—	—	—	—	—	—	—	—	—	—	—	—	—	—
6/24	vs WAS	DNP - KNEE	—	—	—	—	—	—	—	—	—	—	—	—	—	—	—
6/26	@PHO	DNP - KNEE	—	—	—	—	—	—	—	—	—	—	—	—	—	—	—
6/30	vs LVA	DNP - KNEE	—	—	—	—	—	—	—	—	—	—	—	—	—	—	—
7/2	vs LVA	DNP - KNEE	—	—	—	—	—	—	—	—	—	—	—	—	—	—	—
7/4	vs SEA	DNP - KNEE	—	—	—	—	—	—	—	—	—	—	—	—	—	—	—
7/7	@SEA	DNP - KNEE	—	—	—	—	—	—	—	—	—	—	—	—	—	—	—
7/11	vs MIN	DNP - KNEE	—	—	—	—	—	—	—	—	—	—	—	—	—	—	—
8/15	vs IND	DNP - KNEE	—	—	—	—	—	—	—	—	—	—	—	—	—	—	—
8/17	vs ATL	DNP - KNEE	—	—	—	—	—	—	—	—	—	—	—	—	—	—	—
8/19	vs ATL	DNP - KNEE	—	—	—	—	—	—	—	—	—	—	—	—	—	—	—
8/22	@NYL																
8/24	@WAS																
8/26	@CON																
8/28	@CON																
8/31	@IND																
9/2	@MIN																
9/9	vs CON																
9/12	vs SEA																
9/16	@ATL																
9/19	@DAL																
Total	—	81:51	10-29	.345	2-3	.667	5-7	.714	6	11	17	6	2	1	6	13	27



2021 Regular Season Averages:

G-GS	PPG	RPG	APG	SPG	BPG	MPG	FG%	3FG%	FT%
8-0	2.9	3.8	0.5	0.9	0.9	15.3	34.6	0.0	62.5

	2021 Season Highs	Career Highs	Playoff Career Highs
PTS	5, vs LVA 7/2/21	7, two times	—
REB	8, vs LVA 7/2/21	8, vs LVA 7/2/21	—
AST	1, four times	4, vs CHI 8/31/20	—
STL	2, three times	2, three times	—
BLK	2, vs ATL 8/17/21	2, two times	—
FGM	2, two times	2, three times	—
3FGM	—	1, four times	—
FTM	2, two times	2, seven times	—
MINS	23:07, vs MIN 7/11/21	20:55, vs LVA 7/2/21	—



GAME BY GAME STATS

Date	Opponent	MINS	FG-A	PGT	3PM-A	PGT	FTM-A	PGT	QEF	DEF	TQT	AST	STL	BLK	TO	PF	PTS
5/14	vs DAL	—	—	—	—	—	—	—	—	—	—	—	—	—	—	—	—
5/21	@ LVA	—	—	—	—	—	—	—	—	—	—	—	—	—	—	—	—
5/28	@CHI	—	—	—	—	—	—	—	—	—	—	—	—	—	—	—	—
5/30	@CHI	—	—	—	—	—	—	—	—	—	—	—	—	—	—	—	—
6/1	@DAL	—	—	—	—	—	—	—	—	—	—	—	—	—	—	—	—
6/3	vs IND	—	—	—	—	—	—	—	—	—	—	—	—	—	—	—	—
6/5	vs CHI	—	—	—	—	—	—	—	—	—	—	—	—	—	—	—	—
6/10	@WAS	—	—	—	—	—	—	—	—	—	—	—	—	—	—	—	—
6/12	@MIN	—	—	—	—	—	—	—	—	—	—	—	—	—	—	—	—
6/16	vs PHO	—	—	—	—	—	—	—	—	—	—	—	—	—	—	—	—
6/18	vs PHO	—	—	—	—	—	—	—	—	—	—	—	—	—	—	—	—
6/20	vs NYL	—	—	—	—	—	—	—	—	—	—	—	—	—	—	—	—
6/24	vs WAS	—	—	—	—	—	—	—	—	—	—	—	—	—	—	—	—
6/26	@PHO	—	—	—	—	—	—	—	—	—	—	—	—	—	—	—	—
6/30	vs LVA	18:47	1-3	.333	0-0	—	2-2	1.000	1	4	5	1	2	1	0	1	4
7/2	vs LVA	20:55	2-7	.286	0-1	.000	1-2	.500	0	4	4	1	0	1	0	5	5
7/4	vs SEA	14:19	1-2	.500	0-0	—	2-2	1.000	0	2	2	1	0	0	1	1	4
7/7	@SEA	11:16	1-3	.333	0-0	—	0-0	—	1	0	1	0	2	1	0	1	2
7/11	vs MIN	23:07	1-3	.333	0-1	.000	0-0	—	1	7	8	0	2	1	1	3	2
8/15	vs IND	13:23	0-4	.000	0-0	—	0-0	—	1	2	3	0	0	0	1	2	0
8/17	vs ATL	14:13	2-3	.667	0-0	—	0-0	—	2	4	6	1	1	2	2	2	4
8/19	vs ATL	6:03	1-1	1.000	0-0	—	0-2	.000	1	0	1	0	0	1	0	0	2
8/22	@NYL																
8/24	@WAS																
8/26	@CON																
8/28	@CON																
8/31	@IND																
9/2	@MIN																
9/9	vs CON																
9/12	vs SEA																
9/16	@ATL																
9/19	@DAL																
Total	—	122:03	9-26	.346	0-2	.000	5-8	.625	7	23	30	4	7	7	5	15	23

#15	BRITTNEY SYKES	GUARD	5-9	2/7/94	SYRACUSE	5TH SEASON
-----	----------------	-------	-----	--------	----------	------------

2021 Regular Season Averages:

G-GS	PPG	RPG	APG	SPG	BPG	MPG	FG%	3FG%	FT%
22-10	9.8	4.5	2.0	1.6	0.4	27.7	42.1	16.0	75.0

	2021 Season Highs	Career Highs	Playoff Career Highs
PTS	19, vs SEA 7/4/21	33, vs PHO 9/3/17	17, @WAS 8/31/18
REB	10, vs SEA 7/4/21	13, vs PHO 7/25/17	6, vs WAS 8/28/18
AST	5, two times	7, vs IND 7/1/18	3, vs WAS 9/4/18
STL	7, vs NYL 6/20/21	7, vs NYL 6/20/21	2, two times
BLK	2, @CHI 5/30/21	3, three times	1, vs WAS 8/28/18
FGM	8, vs ATL 8/17/21	12, vs PHO 9/3/17	6, three times
3FGM	2, @ CHI 5/30/21	4, two times	3, two times
FTM	7, vs SEA 7/4/21	12, vs WAS 7/19/17	2, two times
MINS	40:20, vs ATL 8/17/21	40:20, vs ATL 8/17/21	28, @WAS 9/2/18



GAME BY GAME STATS

Date	Opponent	MINS	FG-A	PCI	3PM-A	PCI	FTM-A	PCI	QFF	DEF	TOI	AST	STL	BLK	TQ	PF	PTS
5/14	vs DAL	26:34	2-7	.286	0-4	.000	2-4	.500	0	2	2	3	2	1	1	0	6
5/21	@ LVA	22:33	1-7	.143	0-5	.000	0-0	—	0	2	2	2	0	0	0	1	2
5/28	@CHI	28:22	4-11	.364	1-3	.333	2-2	1.000	2	3	5	3	5	0	3	3	11
5/30	@CHI	25:59	2-6	.333	2-3	.667	0-0	—	2	1	3	2	1	2	2	4	6
6/1	@DAL	25:13	1-6	.167	0-2	.000	4-4	1.000	0	4	4	1	0	1	2	3	6
6/3	vs IND	26:17	4-9	.444	0-1	.000	0-0	—	1	5	6	2	3	0	1	2	8
6/5	vs CHI	20:20	0-3	.000	0-0	—	1-2	.500	0	4	4	2	0	0	0	3	1
6/10	@WAS	21:26	3-8	.375	0-1	.000	4-6	.667	1	2	3	1	0	1	0	1	10
6/12	@MIN	24:36	1-7	.143	0-0	—	0-0	—	2	4	6	4	3	0	0	2	2
6/16	vs PHO	23:24	6-10	.600	0-0	—	2-3	.667	5	4	9	1	1	1	2	2	14
6/18	vs PHO	22:04	5-8	.625	0-0	—	4-5	.800	1	4	5	0	1	0	0	4	14
6/20	vs NYL	30:30	5-10	.500	0-1	.000	0-1	.000	2	2	4	0	7	0	1	2	10
6/24	vs WAS	27:16	5-8	.625	0-0	—	4-4	1.000	0	3	3	2	1	2	1	3	14
6/26	@PHO	31:55	5-13	.385	0-1	.000	1-3	.333	1	5	6	4	3	1	1	3	11
6/30	vs LVA	25:14	5-13	.385	0-1	.000	1-1	1.000	3	3	6	1	1	0	0	0	11
7/2	vs LVA	38:18	2-7	.286	0-1	.000	2-2	1.000	0	1	1	3	0	0	2	2	6
7/4	vs SEA	36:50	6-13	.462	0-0	—	7-7	1.000	1	9	10	5	2	0	1	1	19
7/7	@SEA	20:20	4-7	.571	0-0	—	0-0	—	0	0	0	0	2	0	2	4	8
7/11	vs MIN	30:10	5-11	.455	0-1	.000	4-7	.571	1	0	1	0	0	0	1	2	14
8/15	vs IND	28:50	6-11	.545	1-2	.500	3-3	1.000	3	4	7	2	0	0	0	4	16
8/17	vs ATL	40:20	8-17	.471	0-3	.000	1-2	.500	2	2	4	5	2	0	2	3	17
8/19	vs ATL	33:15	3-5	.600	0-0	.000	3-4	.750	2	6	8	1	2	0	2	1	9
8/22	@NYL																
8/24	@WAS																
8/26	@CON																
8/28	@CON																
8/31	@IND																
9/2	@MIN																
9/9	vs CON																
9/12	vs SEA																
9/16	@ATL																
9/19	@DAL																
Total	—	610:43	83-197	.421	4-25	.160	45-60	.750	29	70	99	44	36	9	24	50	215

2021 Regular Season Averages:

G-GS	PPG	RPG	APG	SPG	BPG	MPG	FG%	3FG%	FT%
22-22	13.7	3.0	4.4	1.3	0.2	29.0	41.0	38.3	85.7

	2021 Season Highs	Career Highs	Playoff Career Highs
PTS	22, two times	33, @NYL 8/8/17	10, vs PHO 9/21/16
REB	6, vs NYL 6/20/21	7, three times	3, vs PHO 9/21/16
AST	10, two times	10, two times	3, vs PHO 9/21/16
STL	3, three times	5, vs ATL 7/31/19	—
BLK	2, vs PHO 6/16/21	2, two times	—
FGM	9, two times	12, @NYL 8/8/17	3, vs PHO 9/21/16
3FGM	3, three times	7, @NYL 8/8/17	2, vs PHO 9/21/16
FTM	7, two times	9, vs PHO 6/7/17	2, vs PHO 9/21/16
MINS	37:38, vs ATL 8/17/21	42, vs PHO 6/7/17	25, vs PHO 9/21/16



GAME BY GAME STATS

Date	Opponent	MINS	FG-A	PCI	3PM-A	PCI	FTM-A	PCI	QFF	DEF	TOI	AST	STL	BLK	IQ	PF	PTS
5/14	vs DAL	19:25	2-8	.250	0-3	.000	0-0	—	0	2	2	2	0	0	3	4	4
5/21	@ LVA	19:14	3-6	.500	0-1	.000	0-0	—	0	3	3	1	2	0	2	3	6
5/28	@CHI	25:44	3-5	.500	1-1	1.000	6-7	.857	0	0	0	6	3	0	2	0	13
5/30	@CHI	34:50	6-19	.316	0-1	.000	5-6	.833	0	0	0	7	3	0	5	4	17
6/1	@DAL	22:08	2-12	.167	1-5	.200	0-0	—	0	2	2	0	1	0	2	2	5
6/3	vs IND	24:10	5-9	.556	3-4	.750	1-1	1.000	0	1	1	5	2	0	2	3	14
6/5	vs CHI	34:25	7-13	.538	1-3	.333	7-7	1.000	1	4	5	5	0	0	3	2	22
6/10	@WAS	25:40	3-10	.300	2-4	.500	0-0	-	0	3	3	4	1	0	1	1	8
6/12	@MIN	21:48	3-9	.333	0-0	—	3-4	.750	1	1	2	2	0	0	1	0	9
6/16	vs PHO	30:41	8-17	.471	1-2	.500	1-1	1.000	2	3	5	10	0	2	1	4	18
6/18	vs PHO	29:25	5-14	.357	0-3	.000	7-9	.778	2	3	5	2	0	0	3	3	17
6/20	vs NYL	31:13	9-15	.600	0-1	.000	2-3	.667	1	5	6	10	3	0	4	3	20
6/24	vs WAS	27:54	3-12	.250	1-2	.500	2-2	1.000	0	4	4	3	1	0	2	2	9
6/26	@PHO	32:09	9-19	.474	0-4	.000	3-4	.750	0	3	3	4	2	1	1	5	21
6/30	vs LVA	29:38	5-13	.385	3-5	.600	0-0	—	0	1	1	3	1	0	3	0	13
7/2	vs LVA	34:12	6-14	.429	2-6	.333	1-2	.500	0	4	4	5	1	0	3	1	15
7/4	vs SEA	35:08	6-17	.353	1-3	.333	6-6	1.000	1	3	4	5	2	0	2	3	19
7/7	@SEA	32:56	8-13	.615	1-1	1.000	5-5	1.000	1	0	1	3	1	0	3	3	22
7/11	vs MIN	23:48	6-14	.429	0-1	.000	2-2	1.000	1	2	3	6	2	0	3	2	14
8/15	vs IND	32:55	4-7	.571	3-5	.600	1-2	.500	1	2	3	6	1	0	4	3	12
8/17	vs ATL	37:38	6-14	.429	2-2	1.000	2-2	1.000	0	5	5	5	1	1	3	1	16
8/19	vs ATL	32:26	3-12	.250	1-2	.500	0-0	—	2	2	4	3	1	0	3	5	7
8/22	@NYL																
8/24	@WAS																
8/26	@CON																
8/28	@CON																
8/31	@IND																
9/2	@MIN																
9/9	vs CON																
9/12	vs SEA																
9/16	@ATL																
9/19	@DAL																
Total	—	637:53	112-276	.410	23-60	.383	54-63	.857	13	51	64	97	28	4	56	54	301

2021 Regular Season Averages:

G-GS	PPG	RPG	APG	SPG	BPG	MPG	FG%	3FG%	FT%
16-16	9.5	1.5	2.9	0.8	0.0	28.0	41.3	33.3	88.2

	2021 Season Highs	Career Highs	Playoff Career Highs
PTS	22, vs IND 6/3/21	43, vs TUL 7/3/15	32, @NYL 9/10/17
REB	4, two times	9, @CON 8/6/13	6, vs PHO 9/23/13
AST	6, vs IND 8/15/21	11, vs IND 8/8/19	10, @CON 10/6/19
STL	3, vs PHO 6/18/21	4, three times	5, @CHI 10/4/16
BLK	—	2, four times	1, four times
FGM	8, vs IND 6/3/21	15, vs TUL 7/3/15	10, @NYL 9/10/17
3FGM	4, @DAL 6/1/21	7, three times	9, @NYL 9/10/17
FTM	3, two times	14, vs TUL 6/20/12	10, vs SAS 9/27/12
MINS	38:40, vs ATL 8/17/21	44, vs TUL 6/8/13	40, 8/31/18



GAME BY GAME STATS

Date	Opponent	MINS	FG-A	FG%	3PM-A	3PT%	FTM-A	FT%	OREB	DEEB	TOTL	AST	STL	BLK	TO	PF	PTS
5/14	vs DAL	24:11	4-6	.667	2-4	.500	1-2	.500	0	0	0	2	1	0	3	1	11
5/21	@ LVA	18:14	3-6	.500	1-3	.333	2-2	1.000	0	2	2	5	0	0	2	4	9
5/28	@CHI	22:00	1-1	1.000	0-0	—	3-3	1.000	0	1	1	1	0	0	1	1	5
5/30	@CHI	27:17	0-3	.000	0-2	.000	0-0	—	0	1	1	5	1	0	1	1	0
6/1	@DAL	26:23	5-6	.833	4-5	.800	0-0	—	0	0	0	2	1	0	2	4	14
6/3	vs IND	27:41	8-12	.667	3-7	.429	3-3	1.000	0	2	2	0	0	0	2	2	22
6/5	vs CHI	29:12	2-8	.250	1-2	.500	0-0	—	2	0	2	2	0	0	2	4	5
6/10	@WAS	24:01	1-4	.250	1-3	.333	0-0	—	0	2	2	3	0	0	1	1	3
6/12	@MIN	33:06	5-18	.278	2-6	.333	1-1	1.000	0	0	0	5	1	0	3	3	13
6/16	vs PHO	29:20	7-14	.500	2-6	.333	1-1	1.000	2	0	2	0	0	0	0	3	17
6/18	vs PHO	28:35	3-10	.300	0-2	.000	2-2	1.000	0	1	1	2	3	0	1	1	8
6/20	vs NYL	35:01	6-17	.353	3-12	.250	0-0	—	2	2	4	2	1	0	3	3	15
6/24	vs WAS	23:57	2-4	.500	1-2	.500	0-1	.000	0	1	1	3	1	0	4	0	5
6/26	@PHO	DNP - EYE	—	—	—	—	—	—	—	—	—	—	—	—	—	—	—
6/30	vs LVA	DNP - EYE	—	—	—	—	—	—	—	—	—	—	—	—	—	—	—
7/2	vs LVA	DNP - EYE	—	—	—	—	—	—	—	—	—	—	—	—	—	—	—
7/4	vs SEA	DNP - EYE	—	—	—	—	—	—	—	—	—	—	—	—	—	—	—
7/7	@SEA	DNP - EYE	—	—	—	—	—	—	—	—	—	—	—	—	—	—	—
7/11	vs MIN	DNP - EYE	—	—	—	—	—	—	—	—	—	—	—	—	—	—	—
8/15	vs IND	28:02	2-9	.222	0-4	.000	0-0	—	0	0	0	6	1	0	0	3	4
8/17	vs ATL	38:40	4-15	.267	1-8	.125	2-2	1.000	1	1	2	3	2	0	1	1	11
8/19	vs ATL	32:34	4-5	.800	2-3	.667	0-0	—	0	4	4	5	0	0	3	3	10
8/22	@NYL																
8/24	@WAS																
8/26	@CON																
8/28	@CON																
8/31	@IND																
9/2	@MIN																
9/9	vs CON																
9/12	vs SEA																
9/16	@ATL																
9/19	@DAL																
Total	—	448:16	57-138	.413	23-69	.333	15-17	.882	7	17	24	46	12	0	29	35	152

#22	ARELLA GUIRANTES	GUARD	5-11	10/15/97	RUTGERS	1ST SEASON
-----	------------------	-------	------	----------	---------	------------

2021 Regular Season Averages:

G-GS	PPG	RPG	APG	SPG	BPG	MPG	FG%	3FG%	FT%
16-2	3.1	1.3	0.6	0.4	0.2	10.3	27.4	29.4	83.3

	2021 Season Highs	Career Highs	Playoff Career Highs
PTS	6, @ LVA 5/21/21	6, @ LVA 5/21/21	—
REB	5, @ LVA 5/21/21	5, @ LVA 5/21/21	—
AST	2, two times	2, two times	—
STL	2, two times	2, two times	—
BLK	1, three times	1, three times	—
FGM	2, six times	2, six times	—
3FGM	2, @ WAS 6/10/21	2, @ WAS 6/10/21	—
FTM	2, five times	2, four times	—
MINS	21:19, @ LVA 5/21/21	21:19, @ LVA 5/21/21	—



GAME BY GAME STATS

Date	Opponent	MINS	FG-A	PCT	3PM-A	PCT	FTM-A	PCT	OFF	DEF	TOT	AST	STL	BLK	TO	PE	PTS
5/14	vs DAL	8:10	2-5	.400	0-2	.000	0-0	—	0	0	0	0	1	0	0	0	4
5/21	@ LVA	21:19	2-9	.222	0-3	.000	2-2	1.000	1	4	5	1	1	0	0	2	6
5/28	@CHI	14:26	2-7	.285	1-1	1.000	0-0	—	1	0	1	2	0	0	0	1	5
5/30	@CHI	5:17	1-2	.500	1-1	1.000	0-0	—	1	1	2	1	0	0	1	0	3
6/1	@DAL	DNP - CD	—	—	—	—	—	—	—	—	—	—	—	—	—	—	—
6/3	vs IND	19:51	2-6	.333	1-1	1.000	0-0	—	0	2	2	1	2	1	0	0	5
6/5	vs CHI	3:38	0-2	.000	0-0	—	0-0	—	0	1	1	0	0	0	2	1	0
6/10	@WAS	17:01	2-6	.333	2-3	.667	2-4	.500	0	0	0	0	1	1	0	0	8
6/12	@MIN	6:21	0-2	.000	0-0	—	0-0	—	1	1	2	0	0	0	1	1	0
6/16	vs PHO	5:30	0-1	.000	0-0	—	0-0	—	0	0	0	0	0	0	0	1	0
6/18	vs PHO	1:58	1-1	1.000	0-0	—	0-0	—	0	1	1	0	0	0	1	0	2
6/20	vs NYL	DNP - CD	—	—	—	—	—	—	—	—	—	—	—	—	—	—	—
6/24	vs WAS	DNP - CD	—	—	—	—	—	—	—	—	—	—	—	—	—	—	—
6/26	@PHO	8:44	1-4	.250	0-3	.000	2-2	1.000	0	0	0	1	0	0	0	1	4
6/30	vs LVA	16:33	1-8	.125	0-2	.000	0-0	—	0	3	3	0	2	0	1	3	2
7/2	vs LVA	3:48	0-0	—	0-0	—	0-0	—	0	0	0	1	0	0	0	0	0
7/4	vs SEA	DNP - CD	—	—	—	—	—	—	—	—	—	—	—	—	—	—	—
7/7	@SEA	20:33	2-5	.400	0-1	.000	2-2	1.000	1	1	2	2	0	0	0	2	6
7/11	vs MIN	9:50	1-4	.250	0-0	—	2-2	1.000	0	1	1	0	0	1	2	1	4
8/15	vs IND	2:27	0-0	—	0-0	—	0-0	—	0	1	1	0	0	0	0	0	0
8/17	vs ATL	DNP - CD	—	—	—	—	—	—	—	—	—	—	—	—	—	—	—
8/19	vs ATL	DNP - CD	—	—	—	—	—	—	—	—	—	—	—	—	—	—	—
8/22	@NYL																
8/24	@WAS																
8/26	@CON																
8/28	@CON																
8/31	@IND																
9/2	@MIN																
9/9	vs CON																
9/12	vs SEA																
9/16	@ATL																
9/19	@DAL																
Total	—	166:25	17-62	.274	5-17	.294	10-12	.833	5	16	21	9	7	3	8	13	49



#30	NNEKA OGWUMIKE	FORWARD	6-2	7/20/90	STANFORD	10TH SEASON
-----	----------------	---------	-----	---------	----------	-------------

2021 Regular Season Averages:

G-GS	PPG	RPG	APG	SPG	BPG	MPG	FG%	3FG%	FT%
8-8	15.5	7.3	2.5	0.9	0.4	31.6	58.1	30.0	72.2

	2021 Season Highs	Career Highs	Playoff Career Highs
PTS	21, @ CHI 5/30/21	38, vs ATL 6/30/16	27, vs CHI 9/28/16
REB	9, three times	20, @ IND 7/12/12	14, vs PHO 9/19/13
AST	9, vs ATL 8/17/21	9, vs ATL 8/17/21	6, vs CHI 9/28/16
STL	3, vs ATL 8/19/21	6, two times	4, @ CHI 10/4/16
BLK	2, vs IND 8/15/21	5, vs ATL 6/30/16	3, @ CHI 10/4/16
FGM	9, @ LVA 5/21/21	13, two times	11, vs CHI 9/28/16
3FGM	1, three times	5, vs WAS 7/7/19	2, vs MIN 10/14/16
FTM	7, @ CHI 5/30/21	14, vs WAS 9/3/15	7, two times
MINS	39:23, @ CHI 5/30/21	46:59, @ CHI 8/18/17	37:59, @ MIN I 9/18/15



GAME BY GAME STATS

Date	Opponent	MINS	FG-A	FG%	3PM-A	3P%	FTM-A	FT%	ORE	DEF	TOI	AST	STL	BLK	IQ	PF	PTS
5/14	vs DAL	26:20	8-14	.571	0-0	—	2-2	1.000	3	5	8	0	0	0	1	0	18
5/21	@ LVA	28:15	9-17	.529	1-2	.500	0-0	—	0	5	5	3	1	0	1	3	19
5/28	@CHI	28:54	6-11	.545	1-3	.333	1-2	.500	3	6	9	2	2	0	3	0	14
5/30	@CHI	39:23	7-11	.636	0-1	.000	7-9	.778	2	7	9	1	0	0	3	3	21
6/1	@DAL	25:01	4-5	.800	0-0	—	2-2	1.000	1	3	4	0	0	1	1	0	10
6/3	vs IND	DNP - KNEE	—	—	—	—	—	—	—	—	—	—	—	—	—	—	—
6/5	vs CHI	DNP - KNEE	—	—	—	—	—	—	—	—	—	—	—	—	—	—	—
6/10	@WAS	DNP - KNEE	—	—	—	—	—	—	—	—	—	—	—	—	—	—	—
6/12	@MIN	DNP - KNEE	—	—	—	—	—	—	—	—	—	—	—	—	—	—	—
6/16	vs PHO	DNP - KNEE	—	—	—	—	—	—	—	—	—	—	—	—	—	—	—
6/18	vs PHO	DNP - KNEE	—	—	—	—	—	—	—	—	—	—	—	—	—	—	—
6/20	vs NYL	DNP - KNEE	—	—	—	—	—	—	—	—	—	—	—	—	—	—	—
6/24	vs WAS	DNP - KNEE	—	—	—	—	—	—	—	—	—	—	—	—	—	—	—
6/26	@PHO	DNP - KNEE	—	—	—	—	—	—	—	—	—	—	—	—	—	—	—
6/30	vs LVA	DNP - KNEE	—	—	—	—	—	—	—	—	—	—	—	—	—	—	—
7/2	vs LVA	DNP - KNEE	—	—	—	—	—	—	—	—	—	—	—	—	—	—	—
7/4	vs SEA	DNP - KNEE	—	—	—	—	—	—	—	—	—	—	—	—	—	—	—
7/7	@SEA	DNP - KNEE	—	—	—	—	—	—	—	—	—	—	—	—	—	—	—
7/11	vs MIN	DNP - KNEE	—	—	—	—	—	—	—	—	—	—	—	—	—	—	—
8/15	vs IND	30:59	6-14	.429	0-1	.000	0-0	—	1	6	7	1	0	2	3	1	12
8/17	vs ATL	37:38	6-7	.857	0-0	—	1-2	.500	0	9	9	9	1	0	1	3	13
8/19	vs ATL	36:08	8-14	.571	1-3	.333	0-1	.000	2	5	7	4	3	0	6	0	17
8/22	@NYL																
8/24	@WAS																
8/26	@CON																
8/28	@CON																
8/31	@IND																
9/2	@MIN																
9/9	vs CON																
9/12	vs SEA																
9/16	@ATL																
9/19	@DAL																
Total	—	253:38	54-93	.581	3-10	.300	13-18	.722	12	46	58	20	7	3	19	10	124

#40	JASMINE WALKER	FORWARD	6-3	2/3/98	ALABAMA	1ST SEASON
-----	----------------	---------	-----	--------	---------	------------

2021 Regular Season Averages:

G-GS	PPG	RPG	APG	SPG	BPG	MPG	FG%	3FG%	FT%
2-0	0.0	0.5	1.0	1.0	0.5	10.0	0.0	0.0	0.0

	2021 Season Highs	Career Highs	Playoff Career Highs
PTS	—	—	—
REB	1, vs DAL 5/14/21	1, vs DAL 5/14/21	—
AST	2, vs DAL 5/14/21	2, vs DAL 5/14/21	—
STL	2, vs DAL 5/14/21	2, vs DAL 5/14/21	—
BLK	1, @ LVA 5/21/21	1, @ LVA 5/21/21	—
FGM	—	—	—
3FGM	—	—	—
FTM	—	—	—
MINS	17:22, vs DAL 5/14/21	17:22, vs DAL 5/14/21	—



GAME BY GAME STATS

Date	Opponent	MINS	FG-A	PGT	3PM-A	PGT	FTM-A	PGT	QFF	DEF	TOT	AST	STL	BLK	TO	PF	PTS
5/14	vs DAL	17:22	0-4	.000	0-3	.000	0-0	—	0	1	1	2	2	0	1	1	0
5/21	@ LVA	2:36	0-1	.000	0-1	.000	0-2	.000	0	0	0	0	0	1	0	0	0
5/28	@CHI	DNP - KNEE	-	-	-	-	-	-	-	-	-	-	-	-	-	-	-
5/30	@CHI	DNP - KNEE	—	—	—	—	—	—	—	—	—	—	—	—	—	—	—
6/1	@DAL	DNP - KNEE	—	—	—	—	—	—	—	—	—	—	—	—	—	—	—
6/3	vs IND	DNP - KNEE	—	—	—	—	—	—	—	—	—	—	—	—	—	—	—
6/5	vs CHI	DNP - KNEE	—	—	—	—	—	—	—	—	—	—	—	—	—	—	—
6/10	@WAS	DNP - KNEE	—	—	—	—	—	—	—	—	—	—	—	—	—	—	—
6/12	@MIN	DNP - KNEE	—	—	—	—	—	—	—	—	—	—	—	—	—	—	—
6/16	vs PHO	DNP - KNEE	—	—	—	—	—	—	—	—	—	—	—	—	—	—	—
6/18	vs PHO	DNP - KNEE	—	—	—	—	—	—	—	—	—	—	—	—	—	—	—
6/20	vs NYL	DNP - KNEE	—	—	—	—	—	—	—	—	—	—	—	—	—	—	—
6/24	vs WAS	DNP - KNEE	—	—	—	—	—	—	—	—	—	—	—	—	—	—	—
6/26	@PHO	DNP - KNEE	—	—	—	—	—	—	—	—	—	—	—	—	—	—	—
6/30	vs LVA	DNP - KNEE	—	—	—	—	—	—	—	—	—	—	—	—	—	—	—
7/2	vs LVA	DNP - KNEE	—	—	—	—	—	—	—	—	—	—	—	—	—	—	—
7/4	vs SEA	DNP - KNEE	—	—	—	—	—	—	—	—	—	—	—	—	—	—	—
7/7	@SEA	DNP - KNEE	—	—	—	—	—	—	—	—	—	—	—	—	—	—	—
7/11	vs MIN	DNP - KNEE	—	—	—	—	—	—	—	—	—	—	—	—	—	—	—
8/15	vs IND	DNP - KNEE	—	—	—	—	—	—	—	—	—	—	—	—	—	—	—
8/17	vs ATL	DNP - KNEE	—	—	—	—	—	—	—	—	—	—	—	—	—	—	—
8/19	vs ATL	DNP - KNEE	—	—	—	—	—	—	—	—	—	—	—	—	—	—	—
8/22	@NYL																
8/24	@WAS																
8/26	@CON																
8/28	@CON																
8/31	@IND																
9/2	@MIN																
9/9	vs CON																
9/12	vs SEA																
9/16	@ATL																
9/19	@DAL																
Total	—	19:58	0-5	.000	0-4	.000	0-2	.000	0	1	1	2	2	1	1	1	0

#44	KARLIE SAMUELSON	GUARD	6-0	5/10/95	STANFORD	3RD SEASON
-----	------------------	-------	-----	---------	----------	------------

2021 Regular Season Averages:

G-GS	PPG	RPG	APG	SPG	BPG	MPG	FG%	3FG%	FT%
11-3	3.8	2.3	0.8	0.6	0.0	15.8	38.2	47.8	71.4

	2021 Season Highs	Career Highs	Playoff Career Highs
PTS	13, vs WAS 6/24/21	13, vs WAS 6/24/21	—
REB	6, @ SEA 7/7/21	6, @ SEA 7/7/21	1, @ WAS 8/23/18
AST	2, vs MIN 7/11/21	3, @ ATL 7/23/19	—
STL	3, vs MIN 7/11/21	3, vs MIN 7/11/21	—
BLK	—	2, two times	—
FGM	5, vs WAS 6/24/21	5, vs WAS 6/24/21	—
3FGM	3, vs WAS 6/24/21	3, vs WAS 6/24/21	—
FTM	3, @ SEA 7/7/21	3, @ SEA 7/7/21	—
MINs	31:07, vs SEA 7/4/21	31:07, vs SEA 7/4/21	2:30, @ WAS 8/23/18



GAME BY GAME STATS

Date	Opponent	MINS	FG-A	PGT	3PM-A	PGT	FTM-A	PGT	QFF	DEF	TOT	AST	STL	BLK	TO	PF	PTS
5/14	vs DAL	—	—	—	—	—	—	—	—	—	—	—	—	—	—	—	—
5/21	@ LVA	—	—	—	—	—	—	—	—	—	—	—	—	—	—	—	—
5/28	@CHI	—	—	—	—	—	—	—	—	—	—	—	—	—	—	—	—
5/30	@CHI	—	—	—	—	—	—	—	—	—	—	—	—	—	—	—	—
6/1	@DAL	—	—	—	—	—	—	—	—	—	—	—	—	—	—	—	—
6/3	vs IND	—	—	—	—	—	—	—	—	—	—	—	—	—	—	—	—
6/5	vs CHI	—	—	—	—	—	—	—	—	—	—	—	—	—	—	—	—
6/10	@WAS	9:32	1-2	.500	1-2	.500	0-0	—	0	1	1	1	1	0	1	3	3
6/12	@MIN	DNP - CD	—	—	—	—	—	—	—	—	—	—	—	—	—	—	—
6/16	vs PHO	13:23	1-3	.333	1-2	.500	0-0	—	1	2	3	1	0	0	0	1	3
6/18	vs PHO	1:58	0-0	—	0-0	—	0-0	—	0	0	0	1	0	0	0	0	0
6/20	vs NYL	20:00	0-2	.000	0-1	.000	0-0	—	1	1	2	1	1	0	0	3	0
6/24	vs WAS	16:26	5-5	1.000	3-3	1.000	0-0	—	0	2	2	1	0	0	0	3	13
6/26	@PHO	16:29	0-1	.000	0-0	—	0-0	—	0	1	1	1	0	0	0	4	0
6/30	vs LVA	14:11	1-3	.333	1-3	.333	0-0	—	0	2	2	0	0	0	1	1	3
7/2	vs LVA	DNP	—	—	—	—	—	—	—	—	—	—	—	—	—	—	—
7/4	vs SEA	31:07	2-8	.250	2-6	.333	0-0	—	1	2	3	1	0	0	0	2	6
7/7	@SEA	21:26	1-5	.200	1-3	.333	3-5	.600	0	6	6	0	2	0	1	0	6
7/11	vs MIN	23:25	2-3	.667	2-3	.667	2-2	1.000	0	4	4	2	3	0	0	1	8
8/15	vs IND	6:26	0-2	.000	0-1	.000	0-0	—	0	1	1	0	0	0	2	2	0
8/17	vs ATL	DNP - CD	—	—	—	—	—	—	—	—	—	—	—	—	—	—	—
8/19	vs ATL	DNP - CD	—	—	—	—	—	—	—	—	—	—	—	—	—	—	—
8/22	@NYL																
8/24	@WAS																
8/26	@CON																
8/28	@CON																
8/31	@IND																
9/2	@MIN																
9/9	vs CON																
9/12	vs SEA																
9/16	@ATL																
9/19	@DAL																
Total	—	174:23	13-34	.382	11-23	.478	5-7	.714	3	22	25	9	7	0	5	20	42