

LOS ANGELES SPARKS 2021 GAME NOTES



Atlanta Dream (6-15) at Los Angeles Sparks (8-13)

August 19, 2021

Staples Center | 7:30 p.m. (PT)
Spectrum SportsNet, NBA TV



REGULAR SEASON SCHEDULE

Date	Opponent	Time/Result	Record
5/14	DALLAS	L, 94-71	0-1
5/21	at Las Vegas	L, 97-69	0-2
5/28	at Chicago	W, 76-61	1-2
5/30	at Chicago	W, 82-79 OT	2-2
6/1	at Dallas	L, 79-69	2-3
6/3	INDIANA	W, 98-63	3-3
6/5	CHICAGO	W, 68-63	4-3
6/10	at Washington	L, 89-71	4-4
6/12	at Minnesota	L, 80-64	4-5
6/16	PHOENIX	W, 85-80	5-5
6/18	PHOENIX	L, 80-66	5-6
6/20	NEW YORK	L, 76-73	5-7
6/24	WASHINGTON	W, 89-82	6-7
6/27	at Phoenix	L, 88-79	6-8
6/30	LAS VEGAS	L, 99-75	6-9
7/2	LAS VEGAS	L, 66-58	6-10
7/4	SEATTLE	L, 84-74	6-11
7/7	at Seattle	L, 71-62	6-12
7/11	MINNESOTA	L, 86-61	6-13
8/15	INDIANA	W, 75-70	7-13
8/17	ATLANTA	W, 85-80 OT	8-13
8/19	ATLANTA	7:30 pm	—
8/22	at New York	11:00 am	—
8/24	at Washington	4:00 pm	—
8/26	at Connecticut	4:00 pm	—
8/28	at Connecticut	4:00 pm	—
8/31	at Indiana	4:00 pm	—
9/2	at Minnesota	5:00 pm	—
9/9	CONNECTICUT	7:30 pm	—
9/12	SEATTLE	6:00 pm	—
9/16	at Atlanta	4:00 pm	—
9/19	at Dallas	2:00 pm	—

*all times listed are Pacific Standard Time

PLAYER UPDATES

NUM.	PLAYER	UPDATE
40	Jasmine Walker	Out (right knee)
13	Chiney Ogwumike	Out (right knee)

CONTACT INFORMATION

Eli Horowitz

Director, Public Relations and Communications
ehorowitz@la-sparks.com
(847) 644-9932



@LA_Sparks



@LASparks

Natalie Gilmore

Coordinator, Public Relations and Communications
ngilmore@la-sparks.com

PROBABLE STARTERS

G	17	ERICA WHEELER				5'7"	6TH SEASON								
GP/GS	21/21	PPG	14.0	RPG	3.0	APG	4.5	SPG	1.3	FG%	41.8	3FG%	37.9	MPG	28.8
G	20	KRISTI TOLIVER				5'7"	12TH SEASON								
GP/GS	15/15	PPG	9.4	RPG	1.3	APG	2.8	SPG	0.8	FG%	39.8	3FG%	31.8	MPG	27.7
G	15	BRITTNEY SYKES				5'9"	5TH SEASON								
GP/GS	21/9	PPG	9.8	RPG	4.3	APG	2.0	SPG	1.6	FG%	41.6	3FG%	16.0	MPG	27.5
F	30	NNEKA OGWUMIKE				6'2"	10TH SEASON								
GP/GS	7/7	PPG	15.3	RPG	7.2	APG	2.3	SPG	0.6	FG%	58.2	3FG%	28.6	MPG	31.0
C	1	AMANDA ZAHUI B.				6'5"	7TH SEASON								
GP/GS	19/16	PPG	11.6	RPG	5.2	APG	1.2	SPG	0.7	FG%	44.8	3FG%	30.6	MPG	25.8

MATCHUP NOTES

The Los Angeles Sparks host the Atlanta Dream for the second straight game at Staples Center on August 19 at 7:30 PM PT. The Sparks most recently defeated the Dream 85-80 in overtime. Two-time WNBA Champion Kristi Toliver knocked down the game tying shot at the buzzer to send the game to overtime. Six Sparks players scored in double figures for the first time this season including: Brittney Sykes (17), Erica Wheeler (16), Amanda Zahui B. (14), Nneka Ogwumike (13), Kristi Toliver (11), and Nia Coffey (10). Ogwumike also had a career high nine assists to go along with nine rebounds and 13 points. Moreover, the Sparks recorded a season-high 29 assists as a team. Dream guard and former Sparks player Odyssey Sims led all scorers with 26 points. The Dream led by as many as 10 points, but the Sparks came back to win their 17th consecutive game at Staples Center.

Dream Probable Starters

F Crystal Bradford
F Candice Dupree
C Elizabeth Williams
G Courtney Williams
G Odyssey Sims

Head Coach: Darius Taylor

MILESTONE WATCH

PLAYER	MILESTONE (CURRENT)
Nneka Ogwumike	4500 points (4426)
	2100 rebounds (2072)
	600 assists (514)
	200 blocks (179)
	500 steals (409)
Kristi Toliver	4500 points (4333)
	800 rebounds (806)
	1300 assists (1246)
	400 steals (320)
Chiney Ogwumike	1800 points (1676)
	1000 rebounds (913)
	150 blocks (113)

ASSOCIATED PRESS POWER POLL

Week 11	Total Points	High	Low
1 Seattle	161	1	2
2 Las Vegas	159	1	3
3 Connecticut	138	1	5
4 Minnesota	128	3	5
5 Chicago	110	4	6
6 Phoenix	100	5	7
7 Washington	76	5	10
8 New York	73	7	9
9 Dallas	59	7	11
10 Los Angeles	43	9	11
11 Atlanta	23	10	12
12 Indiana	22	10	12

17-STRAIGHT

The Sparks have won 17 consecutive games at Staples Center.

VETERAN LEADERSHIP RETURNS

Nneka Ogwumike and **Kristi Toliver** returned to the Sparks starting lineup on Aug. 15 after missing a combined 20 games with injuries. In their two games back, Ogwumike combined for 25 points, 16 rebounds, and 10 assists while Toliver had 11 points in Tuesday's win over ATL and hit the game tying shot at the buzzer to force OT.

SLIM

In June, **Brittney Sykes** scored in double figures in at least six straight games for the first time since 2017. On July 4, she recorded her third career double-double, scoring 19 points and collecting 10 rebounds. Sykes is fourth in steals per game in the WNBA averaging 1.6 and eighth in rebounds per game among Guards, averaging 4.3.

EWEEZY

Erica Wheeler leads the league in clutch points per game (4.0), is top 10 in assists per game (4.5) and had her first two career double-doubles with 18 points and 10 assists on June 16, and 20 points and 10 assists against New York on June 20. Wheeler leads her team scoring in double digits in 15 of the Sparks 21 games, with two double doubles.

LE BLEUS TAKE HOME BRONZE

Gabby Williams earned a Bronze Medal at the Tokyo Olympics as a member of the French women's national basketball team. Williams averaged 10.7 points and 6.2 rebounds per game. She finished second overall in steals per game (2.8) and eighth overall in assists per game (4.5). She led France in points (17) and rebounds (8), and co-led her team in assists (4), and blocks (1) in the Bronze Medal Game against Serbia. She shot 66.7% from the field to lead all players in the game.

*Stats as of August 18, 2021

2021 LOS ANGELES SPARKS ROSTER

NUM.	PLAYER	POS.	HT.	YRS OF EXP.	DOB	COLLEGE
1	Amanda Zahui B.	C	6'5"	6	09/8/93	Minnesota
2	Te'a Cooper	G	5'8"	1	04/16/97	Baylor
7	Maria Vadeeva	C	6'4"	2	07/16/98	Russia
12	Nia Coffey	F	6'1"	4	06/11/95	Northwestern
13	Chiney Ogwumike	F/C	6'3"	4	03/21/92	Stanford
14	Lauren Cox	F	6'4'	1	04/20/98	Baylor
15	Brittney Sykes	G	5'9"	4	02/07/94	Syracuse
17	Erica Wheeler	G	5'7"	5	05/2/91	Rutgers
20	Kristi Toliver	G	5'7"	11	01/27/87	Maryland
22	Arella Guirantes	G	5'11"	R	10/15/97	Rutgers
30	Nneka Ogwumike	F	6'2"	9	07/02/90	Stanford
40	Jasmine Walker	F	6'3"	R	02/03/98	Alabama
44	Karlie Samuelson	G	6'0"	2	05/10/1995	Stanford

COACHING STAFF

Coaching Staff:

Head Coach Derek Fisher
Assistant Coach Fred Williams
Assistant Coach Latricia Trammell
Assistant Coach Seimone Augustus

PRONOUNCIATION CHART


PLAYER/COACH

Te'a Cooper
Nneka Ogwumike
Chiney Ogwumike
Nia Coffey
Amanda Zahui B.
Arella Guirantes
Asst. Coach Seimone Augustus
Asst. Coach Latricia Trammell

PRONOUNCIATION

TAY-uh
NECK-uh Oh-gwoo-muh-kay
CHIN-ay Oh-gwoo-muh-kay
Knee-uh
Zow-ee-bee
uh-REL-uh gih-RAHN-tez
suh-MOAN
TRAM-uhl


2021 LA SPARKS ROSTER




Position: C
Height: 6'5"
DOB: 9/8/1993
College: Minnesota



Position: G
Height: 5'8"
DOB: 4/16/1997
College: Baylor



Position: C
Height: 6'4"
DOB: 7/16/1998
College: Russia



Position: F
Height: 6'1"
DOB: 6/11/1995
College: Northwestern




Position: F/C
Height: 6'3"
DOB: 3/21/1992
College: Stanford




Position: F
Height: 6'4"
DOB: 4/20/1998
College: Baylor



Position: G
Height: 5'9"
DOB: 2/7/1994
College: Syracuse




Position: G
Height: 5'7"
DOB: 5/2/1991
College: Rutgers




Position: G
Height: 5'7"
DOB: 1/27/1987
College: Maryland




Position: G
Height: 5'11"
DOB: 10/15/1997
College: Rutgers



Position: F
Height: 6'2"
DOB: 7/2/1990
College: Stanford



Position: F
Height: 6'3"
DOB: 2/3/1998
College: Alabama



Position: G
Height: 6'
DOB: 5/10/1995
College: Stanford

COACHING STAFF




HEAD COACH



ASSISTANT COACH



ASSISTANT COACH



ASSISTANT COACH



**DIRECTOR OF
SPORTS MEDICINE/
HEAD ATHLETIC
TRAINER**



**PLAYER
DEVELOPMENT
COACH**

Toliver's Heroics Help Sparks Win OT Thriller

With four seconds remaining, and the Sparks trailing 74-72, two-time WNBA champion Kristi Toliver hit a turnaround jumper as time expired to tie the game at 74-74 and send the game to overtime. Following Toliver's buzzer beater, Los Angeles carried that momentum into overtime, as Brittney Sykes and Amanda Zahui B. exchanged buckets, assists, and defensive stops giving the Sparks the 81-77 lead. Toliver followed with a reverse layup to put the Sparks up 83-77 and LA held on 85-80 to win their 17th consecutive game at Staples Center.

"[Toliver]'s composure, and mental toughness to be able to will that ball in when we need it the most, embodies a lot of those qualities that Kobe [Bryant] was about," Sparks Head Coach Derek Fisher said. "It says a lot about how tough and gritty she is."

Nneka Ogumike had a career-high nine assists to go along with 13 points and nine rebounds for a near triple-double. Sykes led all Sparks scorers with 17 points to go along with four rebounds and five assists. Erica Wheeler added 16 points, five rebounds and five assists, and double-figure scoring from Amanda Zahui B. (14) and Nia Coffey (10) put six Sparks in double-figures for the first time this season. The Sparks had a season-high 29 assists.

With playoff implications on the line, the Sparks showed resilience after falling down 49-39 in the second half and trailing 55-49 heading into the fourth quarter. Every time the Dream tried to pull away, the veteran leaders were there, more than ready to pull their team back into the game. That late fourth quarter sequence was no different.

"This was a character game," Toliver said. "We were able to show that high character and that spirit and that togetherness and grit. That's who we are."

The Dream were led by former Spark Odyssey Sims, who scored 26 points and drained four rainbow 3-pointers. The Sparks held Courtney Williams scoreless through the first 39 minutes, but Williams came up with four clutch points in the closing moments of regulation. She wouldn't score in overtime.

The first half was a defensive struggle, except for Ogumike, who led all scorers with nine points on 4-for-4 from the field in the first quarter, which fueled a Sparks 8-0 scoring run. Sims recorded 16 first half points, leading the Dream to a 36-30 halftime lead. Ogumike briefly left in the second quarter after taking a blow to the head but returned to start the second half.

The Sparks held every single Dream player except Sims (23) to single digit scoring and just 38.7% shooting from the field, including Dream All-Star Courtney Williams, who averaged 17 points per game coming into Tuesday.

Following these back-to-back wins, the Sparks will play against the Dream again Thursday at Staples Center at 7:30 p.m. PT on Spectrum SportsNet and NBATV.

"I love these kinds of wins," Kristi Toliver said with a grin postgame.



Los Angeles Highlights:

- Nneka Ogumike recorded a career-high nine assists, which led all players
- Nneka Ogumike's nine rebounds led the Sparks and left her tied for most in the game
- Lauren Cox tied her career-high and set a season-high for blocks, with two
- Brittney Sykes hit a season-high of eight made field goals
- A season-high six Sparks scored in double figures: Brittney Sykes (17), Erica Wheeler (16), Amanda Zahui B. (14), Nneka Ogumike (13), Kristi Toliver (11), and Nia Coffey (10)
- The Sparks recorded a season-high 29 assists.

MOST RECENT GAME - BOX SCORE

WOMEN'S NATIONAL BASKETBALL ASSOCIATION

**OFFICIAL SCORER'S REPORT
FINAL BOX**

Tuesday, August 17, 2021 STAPLES Center, Los Angeles, CA
Officials: #2 Tiffany Bird, #14 Dannica Mosher, #77 Jenna Reneau

Game Duration: 2:22
Attendance: 2200

VISITOR: Atlanta Dream (6-15)

Nashville Predators (5-16)																			
	POS	MIN	FG	FGA	3P	3PA	FT	FTA	OR	DR	TOT	A	PF	ST	TO	BS	+/-	PTS	
9 Crystal Bradford	F	32:55	4	11	1	4	1	4	3	5	8	3	2	0	2	0	-11	10	
24 Candice Dupree	F	36:23	6	11	0	0	0	0	0	8	8	1	1	3	1	0	-6	12	
1 Elizabeth Williams	C	21:04	4	4	0	0	1	3	5	1	6	2	3	3	2	1	-2	9	
10 Courtney Williams	G	36:41	2	13	0	1	0	0	1	8	9	5	0	0	2	0	2	4	
0 Odyssey Sims	G	39:00	10	27	4	8	2	5	1	2	3	6	1	0	2	0	-3	26	
21 Tianna Hawkins		08:16	1	4	0	2	0	0	1	3	4	0	1	1	3	0	0	2	
4 Aari McDonald		16:24	1	6	0	3	3	3	1	0	1	1	2	1	1	0	-7	5	
25 Monique Billings		23:54	5	8	0	0	0	3	5	3	8	2	1	1	0	1	-2	10	
40 Shekinna Stricklen		10:23	1	4	0	2	0	0	0	1	1	0	2	1	0	0	4	2	
			225:00	34	88	5	20	7	18	17	31	48	20	13	10	13	2	-5	80
			38.6%		25%		38.9%		TM REB: 13		TOT TO: 13 (12 PTS)								

HOME: LOS ANGELES SPARKS (8-13)

HOME: LOS ANGELES SPARKS (3-17)																			
	POS	MIN	FG	FGA	3P	3PA	FT	FTA	OR	DR	TOT	A	PF	ST	TO	BS	+/-	PTS	
15 Brittney Sykes	F	40:20	8	17	0	3	1	2	2	2	4	5	3	2	2	0	6	17	
30 Nneka Ogumike	F	37:38	6	7	0	0	1	2	0	9	9	9	3	1	1	0	8	13	
1 Amanda Zahui B	C	24:19	7	13	0	3	0	0	1	6	7	4	4	0	2	2	9	14	
20 Kristi Toliver	G	38:40	4	15	1	8	2	2	1	1	2	3	1	2	1	0	0	11	
17 Erica Wheeler	G	37:38	6	14	2	2	2	2	0	5	5	5	1	1	3	1	8	16	
2 Te'a Cooper		13:20	0	5	0	3	0	0	0	0	0	1	3	1	1	0	-1	0	
12 Nia Coffey		18:52	3	6	2	3	2	2	0	8	8	1	1	1	2	0	3	10	
14 Lauren Cox		14:13	2	3	0	0	0	0	2	4	6	1	2	1	2	2	-8	4	
22 Arella Guirantes	DNP - Coach's decision																		
44 Karlie Samuelson	DNP - Coach's decision																		
			225:00	36	80	5	22	8	10	6	35	41	29	18	9	14	5	5	85
			45%		22.7%		80%		TM REB: 9		TOT TO: 15 (13 PTS)								

SCORE BY PERIOD	1	2	3	4	OT1	FINAL
Dream	17	19	19	19	6	80
SPARKS	17	13	19	25	11	85

Inactive: Dream - Carter (Team Suspension), Hayes (Injury/Illness - Right MCL), Parker (Personal)
Inactive: Sparks - Ogumike (Injury/Illness - Right knee), Vadeeva (Not With Team), Walker (Injury/Illness - Right knee)
Points in the Paint: Dream 50 (25/52), SPARKS 44 (22/37)
2nd Chance Points: Dream 21 (9/18), SPARKS 8 (4/9)
Fast Break Points: Dream 12 (6/12), SPARKS 12 (6/10)
Biggest Lead: Dream 10, SPARKS 6
Lead Changes: 4
Times Tied: 11

Technical fouls - Individual
Dream (1): Bradford 7:56 3rd
SPARKS (1): Wheeler 0:23 1st OT

Technical fouls - Delay
Dream (1) : 3:25 1st OT
SPARKS (0) : NONE

WOMEN'S NATIONAL BASKETBALL ASSOCIATION

OFFICIAL SCORER'S REPORT
FINAL BOX

Tuesday, August 17, 2021 STAPLES Center, Los Angeles, CA

Officials: #2 Tiffany Bird, #14 Dannica Mosher, #77 Jenna Reneau

Game Duration: 2:22

Attendance: 2200

VISITOR: Atlanta Dream (6-15)

	POS	MIN	FG	FGA	3P	3PA	FT	FTA	OR	DR	TOT	A	PF	ST	TO	BS	+/-	PTS
9 Crystal Bradford	F	32:55	4	11	1	4	1	4	3	5	8	3	2	0	2	0	-11	10
24 Candice Dupree	F	36:23	6	11	0	0	0	0	0	8	8	1	1	3	1	0	-6	12
1 Elizabeth Williams	C	21:04	4	4	0	0	1	3	5	1	6	2	3	3	2	1	-2	9
10 Courtney Williams	G	36:41	2	13	0	1	0	0	1	8	9	5	0	0	2	0	2	4
0 Odyssey Sims	G	39:00	10	27	4	8	2	5	1	2	3	6	1	0	2	0	-3	26
21 Tianna Hawkins		08:16	1	4	0	2	0	0	1	3	4	0	1	1	3	0	0	2
4 Aari McDonald		16:24	1	6	0	3	3	3	1	0	1	1	2	1	1	0	-7	5
25 Monique Billings		23:54	5	8	0	0	0	3	5	3	8	2	1	1	0	1	-2	10
40 Shekinna Stricklen		10:23	1	4	0	2	0	0	0	1	1	0	2	1	0	0	4	2
		225:00	34	88	5	20	7	18	17	31	48	20	13	10	13	2	-5	80
			38.6%		25%		38.9%		TM REB: 13		TOT TO: 13 (12 PTS)							

HOME: LOS ANGELES SPARKS (8-13)

	POS	MIN	FG	FGA	3P	3PA	FT	FTA	OR	DR	TOT	A	PF	ST	TO	BS	+/-	PTS
15 Brittney Sykes	F	40:20	8	17	0	3	1	2	2	2	4	5	3	2	2	0	6	17
30 Nneka Ogumike	F	37:38	6	7	0	0	1	2	0	9	9	9	3	1	1	0	8	13
1 Amanda Zahui B	C	24:19	7	13	0	3	0	0	1	6	7	4	4	0	2	2	9	14
20 Kristi Toliver	G	38:40	4	15	1	8	2	2	1	1	2	3	1	2	1	0	0	11
17 Erica Wheeler	G	37:38	6	14	2	2	2	2	0	5	5	5	1	1	3	1	8	16
2 Te'a Cooper		13:20	0	5	0	3	0	0	0	0	0	1	3	1	1	0	-1	0
12 Nia Coffey		18:52	3	6	2	3	2	2	0	8	8	1	1	1	2	0	3	10
14 Lauren Cox		14:13	2	3	0	0	0	0	2	4	6	1	2	1	2	2	-8	4
22 Arella Guirantes	DNP - Coach's decision																	
44 Karlie Samuelson	DNP - Coach's decision																	
		225:00	36	80	5	22	8	10	6	35	41	29	18	9	14	5	5	85
			45%		22.7%		80%		TM REB: 9		TOT TO: 15 (13 PTS)							

SCORE BY PERIOD

	1	2	3	4	OT1	FINAL
Dream	17	19	19	19	6	80
SPARKS	17	13	19	25	11	85

Inactive: Dream - Carter (Team Suspension), Hayes (Injury/Illness - Right MCL), Parker (Personal)

Inactive: Sparks - Ogumike (Injury/Illness - Right knee), Vadeeva (Not With Team), Walker (Injury/Illness - Right knee)

Points in the Paint: Dream 50 (25/52), SPARKS 44 (22/37)

2nd Chance Points: Dream 21 (9/18), SPARKS 8 (4/9)

Fast Break Points: Dream 12 (6/12), SPARKS 12 (6/10)

Biggest Lead: Dream 10, SPARKS 6

Lead Changes: 4

Times Tied: 11

Technical fouls - Individual

Dream (1): Bradford 7:56 3rd

SPARKS (1): Wheeler 0:23 1st OT

Technical fouls - Delay

Dream (1): 3:25 1st OT

SPARKS (0): NONE

2021 SUPERLATIVES

LOS ANGELES SPARKS HIGHS

Points, Game.....98 vs. IND 6/3
Points, First Half.....53 vs. PHO 6/16
Points, Second Half.....50 vs. IND 6/3
Points, 1Q.....27 vs. PHO 6/16
Points, 2Q.....32 vs. WAS 6/24
Points, 3Q.....28 vs. SEA 7/4
Points, 4Q.....27 vs. IND 6/3
Points, Overtime.....11 vs. ATL 8/17

Field Goals Made.....37 vs. IND 6/3
Field Goals Att.....82 vs. LVA 6/30
Field Goal Percentage.....56.1% vs. IND 6/3
3FG Made.....14 vs. IND 6/3
3FG Att.....30 @ DAL 6/1
3FG Percentage.....58.8% vs. WAS 6/24
Free Throws Made.....19 @ WAS 6/10
Free Throws Att.....28 @ WAS 6/10
FT Percentage.....100% vs. SEA 7/4

Offensive Rebounds...14 vs. PHO 6/17
Defensive Rebounds....35 vs. ATL 8/17
Total Rebounds.....41 vs. ATL 8/17
Assists.....29 vs. ATL 8/17
Steals.....17 vs. NYL 6/20
Turnovers.....19 @ CHI 5/30
Blocked Shots.....10 @ DAL 6/1
Personal Fouls.....25 vs. PHO 6/18

OPPONENT HIGHS

Points, Game.....99 vs. LVA 6/30
Points, First Half.....56 vs. LVA 6/30
Points, Second Half.....50 vs. DAL 5/14
Points, 1Q.....29 vs. MIN 7/11
Points, 2Q.....31 @ LVA 5/21
Points, 3Q.....26 vs. DAL 5/14
Points, 4Q.....28 vs. SEA 7/4
Points, Overtime.....6 @ CHI 5/20, vs ATL 8/17

Field Goals Made.....37 vs. LVA 6/30
Field Goals Att.....88 vs. ATL 8/17
Field Goal Percentage....55.9% vs. MIN 7/11
3FG Made.....11 vs. WAS 6/24
3FG Att.....31 vs. NYL 6/20
3FG Percentage.....78.3% vs. LVA 7/2
Free Throws Made.....27 @ LVA 5/21
Free Throws Att.....32 @ LVA 5/21
FT Percentage.....100% @ CHI 5/30

LOS ANGELES SPARKS LOWS

-Points, Game.....58 vs. LVA 7/2
-Points, First Half.....28 @ DAL 6/1
-Points, Second Half.....26 vs. IND 8/15
-Points, 1Q.....9 vs. SEA 7/7
-Points, 2Q.....7 @ DAL 6/1
-Points, 3Q.....9 vs. CHI 6/5
-Points, 4Q.....7 @ MIN 6/10
-Points, Overtime.....9 @ CHI 5/30

-Field Goals Made.....21 vs. SEA 7/7
-Field Goals Att.....60 vs. MIN 7/11
-Field Goal Percentage.....32.8% @ WAS 6/10
-3FG Made.....3 vs. CHI 6/5
-3FG Att.....14 vs. PHO 6/18
-3FG Percentage.....15.8% vs. CHI 6/5
-Free Throws Made.....4 vs. PHO 6/16
-Free Throws Att.....6 vs. PHO 6/16
-FT Percentage.....50.0% vs. NYL 6/20

-Offensive Rebounds.....0 vs. WAS 6/24
-Defensive Rebounds.....18 vs. MIN 7/11
-Total Rebounds.....24 vs. MIN 7/11
-Assists.....8 vs. SEA 7/7
-Steals.....3 vs. IND 8/15
-Turnovers.....5 vs. PHO 6/16
-Blocked Shots.....2 vs. NYL 6/20
-Personal Fouls.....13 vs. LVA 6/30

OPPONENT LOWS

-Points, Game.....63 vs. CHI 6/5
-Points, First Half.....25 vs. IND 6/3
-Points, Second Half.....24 vs. IND 8/15
-Points, 1Q.....10 @ CHI 5/30
-Points, 2Q.....11 vs. IND 6/3
-Points, 3Q.....8 @ MIN 6/12
-Points, 4Q.....11 vs. IND 8/15
-Points, Overtime.....6 @ CHI 5/20, vs ATL 8/17

-Field Goals Made.....12 @ CHI 5/30
-Field Goals Att.....12 @ CHI 5/30
-Field Goal Percentage.....33.3% vs. IND 8/15
-3FG Made.....2 vs. LVA 7/2
-3FG Att.....11 vs. LVA 7/2
-3FG Percentage.....22.2% vs. IND 8/15
-Free Throws Made.....7 vs. ATL 8/17
-Free Throws Att.....12 @ DAL 6/1
-FT Percentage.....38.9% vs. ATL 8/17

2021 TEAM BOX SCORE

Date	Opponent	MINS	FG-A	PCT	3PM-A	PCT	FTM-A	PCT	OFF	DEF	TOI	AST	STL	BLK	TO	PF	PTS
5/14	vs DAL	40:00	28-78	.359	7-27	.259	8-14	.571	6	19	25	15	12	3	15	17	71
5/21	@ LVA	40:00	27-74	.365	5-17	.294	10-15	.667	5	23	28	18	8	1	11	24	69
5/28	@CHI	40:00	26-66	.394	9-19	.474	15-18	.833	9	21	30	17	13	3	20	18	76
5/30	@CHI	45:00	30-73	.411	8-18	.444	14-18	.778	8	25	33	20	11	8	20	19	82
6/1	@DAL	40:00	24-64	.375	10-30	.333	11-12	.917	4	20	24	11	5	10	12	19	69
6/3	vs IND	40:00	37-66	.561	14-28	.500	10-11	.909	2	25	27	14	9	4	8	18	98
6/5	vs CHI	40:00	25-68	.368	3-19	15.8	15-21	.714	9	29	38	13	4	6	11	20	68
6/10	@WAS	40:00	22-67	.328	8-23	.348	19-28	.679	9	22	31	13	6	4	11	19	71
6/12	@MIN	40:00	23-70	.329	8-23	.348	10-12	.833	9	18	27	15	9	5	13	18	64
6/16	vs PHO	40:00	36-80	.450	9-28	.321	4-6	.667	14	21	35	17	3	6	5	23	85
6/18	vs PHO	40:00	25-55	.455	5-16	.313	25-31	.806	4	29	33	13	8	3	12	19	80
6/20	vs NYL	40:00	31-68	.456	6-24	.250	5-10	.500	8	19	27	16	17	2	18	19	73
6/24	vs WAS	40:00	33-64	.516	10-17	.588	13-15	.867	0	22	22	16	8	6	12	18	89
6/26	@PHO	40:00	31-74	.419	6-20	.300	11-15	.733	5	26	31	14	7	3	9	24	79
6/30	vs LVA	40:00	28-82	.341	7-24	.292	12-17	.706	10	29	39	12	9	3	11	13	75
7/2	vs LVA	40:00	22-62	.355	6-21	.286	8-10	.800	5	28	33	12	5	6	13	20	58
7/4	vs SEA	40:00	25-65	.385	7-18	.389	17-17	1.000	7	23	30	18	5	5	12	18	74
7/7	@SEA	40:00	21-59	.356	4-19	.211	16-20	.800	7	21	28	8	11	5	17	19	62
7/11	vs MIN	40:00	22-60	.367	4-15	.267	13-17	.765	6	18	24	14	12	4	15	16	61
8/15	vs IND	40:00	29-66	.439	7-20	.350	10-14	.714	7	30	37	17	3	6	15	24	75
8/17	vs ATL	45:00	36-80	.450	5-22	.227	8-10	.800	6	35	41	29	9	5	15	18	85
8/19	vs ATL																
8/22	@NYL																
8/24	@WAS																
8/26	@CON																
8/28	@CON																
8/31	@IND																
9/2	@MIN																
9/9	vs CON																
9/12	vs SEA																
9/16	@ATL																
9/19	@DAL																
Total	—	850:00	579-1446	.400	147-447	.329	245-322	.761	141	497	638	319	174	97	280	409	1550

2021 TEAM AVERAGES


	G	MPG	PPG	RPG	APG	SPG	BPG	FG%	3FG%	FT%	TO	PF
Sparks	21	40.5	73.8	30.4	15.2	8.3	4.6	40.0	32.9	76.1	13.5	19.5
Opponent	21	40.5	79.4	40.2	17.0	6.6	4.2	42.2	34.8	82.6	18.3	18.1

#1	AMANDA ZAHUI B.	CENTER	6-5	9/8/93	MINNESOTA	7TH SEASON
----	-----------------	--------	-----	--------	-----------	------------

2021 Regular Season Averages:

G-GS	PPG	RPG	APG	SPG	BPG	MPG	FG%	3FG%	FT%
19-16	11.6	6.2	1.2	0.7	1.6	25.8	44.8	30.6	81.5

	2021 Season Highs	Career Highs	Playoff Career Highs
PTS	22, vs LVA 6/30/21	37, @ LAS 6/15/19	2, vs PHO 9/24/16
REB	12, vs LVA 7/2/21	21, @ LVA 8/29/20	2, two times
AST	4, vs ATL 8/17/21	5, two times	—
STL	2, @ CHI 5/28/21	4, vs. MIN 8/5/20	—
BLK	4, vs CHI 6/5/21	6, vs. LAS 6/4/19	1, @ PHO 9/17/15
FGM	9, vs LVA 6/30/21	13, @ LAS 6/15/19	1, vs PHO 9/24/16
3FGM	3, vs PHO 6/16/21	7, @ LAS 6/15/19	—
FTM	4, two times	6, two times	—
MINS	36:20, @ MIN 6/12/21	36:20, @ MIN 6/12/21	6, vs PHO 9/24/16



GAME BY GAME STATS

Date	Opponent	MINS	FG-A	PCI	3PM-A	PCI	FTM-A	PCI	QFF	DEF	TOI	AST	STL	BLK	TO	PF	PTS
5/14	vs DAL	DNP - Back	—	—	—	—	—	—	—	—	—	—	—	—	—	—	—
5/21	@ LVA	DNP - Back	—	—	—	—	—	—	—	—	—	—	—	—	—	—	—
5/28	@CHI	16:24	3-5	.600	2-3	.667	0-0	—	0	2	2	0	2	1	4	3	8
5/30	@CHI	34:59	7-8	.875	2-3	.667	1-1	1.000	0	8	8	0	1	3	3	3	17
6/1	@DAL	21:28	4-9	.444	2-6	.333	0-0	—	1	2	3	2	1	1	3	2	10
6/3	vs IND	24:16	3-9	.333	1-7	.143	0-0	—	0	7	7	2	0	1	1	2	7
6/5	vs CHI	30:53	6-14	.429	0-5	.000	1-2	.500	2	8	10	2	1	4	1	4	13
6/10	@WAS	15:52	3-6	.500	1-2	.500	2-2	1.000	0	4	4	0	0	1	3	3	9
6/12	@MIN	36:20	5-14	.357	2-8	.250	3-4	.750	2	6	8	0	1	1	0	5	15
6/16	vs PHO	34:35	6-19	.316	3-11	.273	0-0	—	0	7	7	0	0	2	0	4	15
6/18	vs PHO	18:59	2-6	.333	1-4	.250	0-0	—	0	6	6	1	1	0	1	6	5
6/20	vs NYL	11:24	2-4	.500	0-1	.000	0-0	—	0	2	2	0	1	0	2	3	4
6/24	vs WAS	34:23	6-13	.462	3-6	.500	2-2	1.000	0	5	5	1	1	3	1	3	17
6/26	@PHO	33:07	4-10	.400	2-4	.500	0-0	—	0	4	4	1	0	0	2	1	10
6/30	vs LVA	29:30	9-20	.450	2-6	.333	2-2	1.000	4	5	9	2	1	2	3	3	22
7/2	vs LVA	30:47	6-16	.375	2-6	.333	0-0	—	4	8	12	0	0	1	1	5	14
7/4	vs SEA	21:08	4-5	.800	0-0	—	0-0	—	1	3	4	3	1	3	2	5	8
7/7	@SEA	29:53	2-6	.333	1-4	.250	4-4	1.000	2	7	9	1	1	2	4	1	9
7/11	vs MIN	20:11	3-7	.429	1-3	.333	3-4	.750	0	1	1	3	1	0	2	3	10
8/15	vs IND	22:50	4-8	.500	1-3	.333	4-6	.667	1	8	9	1	0	3	3	5	13
8/17	vs ATL	24:18	7-13	.538	0-3	.000	0-0	—	1	6	7	4	0	2	2	4	14
8/19	vs ATL																
8/22	@NYL																
8/24	@WAS																
8/26	@CON																
8/28	@CON																
8/31	@IND																
9/2	@MIN																
9/9	vs CON																
9/12	vs SEA																
9/16	@ATL																
9/19	@DAL																
Total	—	491:54	86-192	.448	26-85	.306	22-27	.815	18	99	117	22	13	30	38	65	220

#2	TE'A COOPER	GUARD	5-8	4/16/97	BAYLOR	2ND SEASON
----	-------------	-------	-----	---------	--------	------------

2021 Regular Season Averages:

G-GS	PPG	RPG	APG	SPG	BPG	MPG	FG%	3FG%	FT%
20-8	8.8	2.0	1.4	1.0	0.2	21.1	35.9	33.3	76.9

	2021 Season Highs	Career Highs	Playoff Career Highs
PTS	26, vs WASH 6/24/21	26, vs WASH 6/24/21	3, vs CON 9/17/20
REB	6, vs LVA 6/30/21	6, @CON 8/28/20	—
AST	4, two times	4, two times	2, vs CON 9/17/20
STL	2, four times	2, three times	1, vs CON 9/17/20
BLK	2, @ MIN 6/12/21	2, @ MIN 6/12/21	—
FGM	10, vs WASH 6/24/21	10, vs WASH 6/24/21	1, vs CON 9/17/20
3FGM	2, four times	3, @NYL 9/8/20	1, vs CON 9/17/20
FTM	6, vs LVA 6/30/21	6, vs LVA 6/30/21	—
MINS	33:57, vs LVA 7/2/21	33:57, vs LVA 7/2/21	20, vs CON 9/17/20



GAME BY GAME STATS

Date	Opponent	MINS	FG-A	PCT	3PM-A	PCT	FTM-A	PCI	QFF	DEF	TOT	AST	STL	BLK	TO	PF	PTS
5/14	vs DAL	17:30	1-10	.100	1-3	.333	1-2	.500	0	2	2	1	2	0	1	2	4
5/21	@ LVA	21:13	2-5	.400	2-3	.667	2-2	1.000	0	1	1	1	1	0	2	3	8
5/28	@CHI	13:40	2-9	.222	0-3	.000	1-2	.500	0	0	0	0	0	0	1	4	5
5/30	@CHI	10:10	0-6	.000	0-0	—	0-0	—	0	3	3	1	1	0	3	0	0
6/1	@DAL	32:50	4-12	.333	0-3	.000	4-4	1.000	0	3	3	4	1	0	0	3	12
6/3	vs IND	17:09	5-8	.625	1-2	.500	4-5	.800	0	1	1	0	0	0	1	3	15
6/5	vs CHI	32:25	4-9	.444	1-4	.250	4-6	.667	0	2	2	0	0	0	2	3	13
6/10	@WAS	21:33	3-14	.214	0-2	.000	5-6	.833	1	2	3	2	2	1	2	2	11
6/12	@MIN	31:24	6-10	.600	2-3	.667	3-3	1.000	0	1	1	2	2	2	4	2	17
6/16	vs PHO	—	—	—	—	—	—	—	—	—	—	—	—	—	—	—	—
6/18	vs PHO	13:42	0-3	.000	0-1	.000	0-0	—	0	2	2	1	1	0	1	1	0
6/20	vs NYL	14:56	1-3	.333	0-0	—	1-2	.500	0	1	1	1	0	0	1	1	3
6/24	vs WAS	26:55	10-15	.667	1-1	.100	5-6	.833	0	3	3	4	2	0	0	2	26
6/26	@PHO	31:01	8-14	.571	2-4	.500	2-2	1.000	0	1	1	2	1	0	3	3	20
6/30	vs LVA	24:38	4-14	.286	1-3	.333	6-10	.600	2	4	6	3	0	0	2	2	15
7/2	vs LVA	33:57	5-11	.455	2-5	.400	0-0	—	0	4	4	1	2	0	3	3	12
7/4	vs SEA	16:54	1-5	.200	1-2	.500	0-0	—	0	1	1	1	0	0	3	0	3
7/7	@SEA	16:24	0-4	.000	0-1	.000	2-2	1.000	0	2	2	1	1	1	2	2	2
7/11	vs MIN	16:12	0-5	.000	0-1	.000	0-0	—	0	1	1	1	1	0	2	1	0
8/15	vs IND	15:29	4-5	.800	1-1	1.000	0-0	—	0	3	3	1	1	0	2	2	9
8/17	vs ATL	13:20	0-5	.000	0-3	.000	0-0	—	0	0	0	1	1	0	1	3	0
8/19	vs ATL																
8/22	@NYL																
8/24	@WAS																
8/26	@CON																
8/28	@CON																
8/31	@IND																
9/2	@MIN																
9/9	vs CON																
9/12	vs SEA																
9/16	@ATL																
9/19	@DAL																
Total	—	421:14	60-167	.359	15-45	.333	40-52	.769	3	36	39	27	19	4	36	42	175

#7	MARIA VADEEVA	CENTER	6-4	7/16/98	RUSSIA	3RD SEASON
----	---------------	--------	-----	---------	--------	------------

2019 Regular Season Averages:

G-GS	PPG	RPG	APG	SPG	BPG	MPG	FG%	3FG%	FT%
15-1	7.8	3.9	0.7	1.0	0.2	12.0	.490	.313	.769

	2019 Season Highs	Career Highs	Playoff Career Highs
PTS	24, @ LVA 5/26/19	24, @ LVA 5/26/19	2, two times
REB	8, two times	8, two times	4, vs CON 9/22/19
AST	3, two times	3, two times	2, vs SEA 9/15/19
STL	3, vs MIN 8/20/19	3, vs MIN 8/20/19	—
BLK	3, @ LVA 5/26/19	3, two times	1, three times
FGM	11, @ LVA 5/26/19	11, @ LVA 5/26/19	1, two times
3FGM	2, @ LVA 5/26/19	2, two times	—
FTM	4, vs SEA 8/4/19	4, vs SEA 8/4/19	—
MINS	24:12, @ LVA 5/26/19	24:12, @ LVA 5/26/19	13:30 vs CON 9/22/19



GAME BY GAME STATS

[illegible]

#12NIA COFFEYFORWARD6-16/11/95NORTHWESTERN5TH SEASON

2021 Regular Season Averages:

G-GS	PPG	RPG	APG	SPG	BPG	MPG	FG%	3FG%	FT%
21-15	7.5	4.3	1.0	1.0	1.4	26.1	38.3	39.2	70.6

	2021 Season Highs	Career Highs	Playoff Career Highs
PTS	17, @ CHI 5/30/21	23, vs SEA 5/27/18	—
REB	9, vs CHI 6/5/21	12, vs PHO 6/17/18	—
AST	3, vs CHI 6/5/21	6, @ CHI 6/3/18	—
STL	4, @ CHI 5/30/21	4, @CHI 5/30/21	—
BLK	6, @ DAL 6/1/21	6, @DAL 6/1/21	—
FGM	6, two times	8, vs SEA 5/27/18	—
3FGM	3, five times	3, five times	—
FTM	4, two times	7, two times	—
MINS	32:58, vs CHI 6/5/21	32:58, vs CHI 6/5/21	—



GAME BY GAME STATS

Date	Opponent	MINS	FG-A	PCT	3PM-A	PCT	FTM-A	PCT	OFF	DEF	TOT	AST	STL	BLK	TQ	PF	PTS
5/14	vs DAL	19:41	4-8	.500	2-4	.500	0-2	.000	2	2	4	1	1	2	4	2	10
5/21	@ LVA	20:43	3-7	.429	1-2	.500	1-2	.500	0	3	3	0	1	0	0	1	8
5/28	@CHI	16:59	3-5	.600	3-4	.750	0-0	—	1	4	5	1	1	1	0	1	9
5/30	@CHI	31:04	6-12	.500	3-5	.600	0-0	—	1	3	4	1	4	2	1	2	17
6/1	@DAL	28:28	3-8	.375	2-5	.400	0-0	—	1	5	6	1	1	6	1	4	8
6/3	vs IND	30:36	4-4	1.000	3-3	1.000	4-5	.800	0	1	1	1	0	2	0	4	13
6/5	vs CHI	32:25	4-11	.364	0-3	.000	2-2	1.000	1	8	9	3	3	2	0	2	10
6/10	@WAS	20:12	1-8	.125	0-3	.000	3-4	.750	2	2	4	0	0	0	0	2	5
6/12	@MIN	24:52	3-6	.500	2-4	.500	0-0	—	1	3	4	1	0	2	3	4	8
6/16	vs PHO	24:54	2-5	.400	0-3	.000	0-0	—	0	1	1	0	1	0	0	4	4
6/18	vs PHO	29:15	2-4	.500	1-1	1.000	0-0	—	1	2	3	1	1	0	2	3	5
6/20	vs NYL	32:12	6-13	.462	3-8	.375	0-0	—	0	3	3	1	0	2	4	2	15
6/24	vs WAS	31:19	1-4	.250	1-3	.333	0-0	—	0	1	1	1	1	1	2	2	3
6/26	@PHO	28:43	2-6	.333	2-4	.500	0-0	—	1	6	7	1	1	0	1	4	6
6/30	vs LVA	26:26	0-4	.000	0-3	.000	0-0	—	0	7	7	1	0	0	0	3	0
7/2	vs LVA	28:18	0-3	.000	0-1	.000	0-0	—	1	6	7	0	2	4	4	3	0
7/4	vs SEA	27:34	4-12	.333	3-6	.500	0-0	—	0	2	2	2	0	1	1	5	11
7/7	@SEA	30:39	2-11	.182	1-7	1.43	0-0	—	2	5	7	1	2	1	2	5	5
7/11	vs MIN	24:49	1-6	.167	1-4	.250	0-0	—	1	0	1	2	1	2	1	2	6
8/15	vs IND	18:36	3-6	.500	1-3	.333	2-3	.667	0	3	3	0	0	1	0	2	9
8/17	vs ATL	18:52	3-6	.500	2-3	.667	2-2	1.000	0	8	8	1	1	0	2	1	10
8/19	vs ATL																
8/22	@NYL																
8/24	@WAS																
8/26	@CON																
8/28	@CON																
8/31	@IND																
9/2	@MIN																
9/9	vs CON																
9/12	vs SEA																
9/16	@ATL																
9/19	@DAL																
Total	—	548:38	57-149	.383	31-79	.392	12-17	.706	15	75	90	20	21	29	28	58	160

2021 Regular Season Averages:

G-GS	PPG	RPG	APG	SPG	BPG	MPG	FG%	3FG%	FT%
3-3	9.0	5.7	2.0	0.7	0.7	27.3	34.5	66.7	71.4

	2021 Season Highs	Career Highs	Playoff Career Highs
PTS	12, vs DAL 5/14/21	30, vs SEA 6/15/18	10, @CON 9/19/19
REB	6, two times	17, vs NY 6/29/14	5, @CON 9/19/19
AST	2, three times	4, vs NY 6/14/19	2, vs SEA 9/15/19
STL	1, two times	4, two times	2, vs PHX 9/23/19
BLK	1, @ CHI 5/28/21	7, vs DAL 7/20/16	2, @CON 9/17/19
FGM	5, vs DAL 5/14/21	13, vs SEA 6/15/18	14 @CON 9/19/19
3FGM	2, vs DAL 5/14/21	2, vs DAL 5/14/21	—
FTM	3, @ LVA 5/21/21	8, two times	—
MINS	30:40, @ LVA 5/21/21	40, two times	19, vs PHO 8/23/18




GAME BY GAME STATS

Date	Opponent	MINS	FG-A	PCT	3PM-A	PCT	FTM-A	PCT	OFF	DEF	TOT	AST	STL	BLK	TO	PF	PTS
5/14	vs DAL	27:11	5-11	.455	2-3	.667	0-0	—	1	5	6	2	1	0	1	4	12
5/21	@ LVA	30:40	4-10	.400	0-0	—	3-5	.600	3	2	5	2	1	0	2	5	11
5/28	@CHI	24:00	1-8	.125	0-0	—	2-2	1.000	2	4	6	2	0	1	3	4	4
5/30	@CHI	DNP - KNEE	—	—	—	—	—	—	—	—	—	—	—	—	—	—	—
6/1	@DAL	DNP - KNEE	—	—	—	—	—	—	—	—	—	—	—	—	—	—	—
6/3	vs IND	DNP - KNEE	—	—	—	—	—	—	—	—	—	—	—	—	—	—	—
6/5	vs CHI	DNP - KNEE	—	—	—	—	—	—	—	—	—	—	—	—	—	—	—
6/10	@WAS	DNP - KNEE	—	—	—	—	—	—	—	—	—	—	—	—	—	—	—
6/12	@MIN	DNP - KNEE	—	—	—	—	—	—	—	—	—	—	—	—	—	—	—
6/16	vs PHO	DNP - KNEE	—	—	—	—	—	—	—	—	—	—	—	—	—	—	—
6/18	vs PHO	DNP - KNEE	—	—	—	—	—	—	—	—	—	—	—	—	—	—	—
6/20	vs NYL	DNP - KNEE	—	—	—	—	—	—	—	—	—	—	—	—	—	—	—
6/24	vs WAS	DNP - KNEE	—	—	—	—	—	—	—	—	—	—	—	—	—	—	—
6/26	@PHO	DNP - KNEE	—	—	—	—	—	—	—	—	—	—	—	—	—	—	—
6/30	vs LVA	DNP - KNEE	—	—	—	—	—	—	—	—	—	—	—	—	—	—	—
7/2	vs LVA	DNP - KNEE	—	—	—	—	—	—	—	—	—	—	—	—	—	—	—
7/4	vs SEA	DNP - KNEE	—	—	—	—	—	—	—	—	—	—	—	—	—	—	—
7/7	@SEA	DNP - KNEE	—	—	—	—	—	—	—	—	—	—	—	—	—	—	—
7/11	vs MIN	DNP - KNEE	—	—	—	—	—	—	—	—	—	—	—	—	—	—	—
8/15	vs IND	DNP - KNEE	—	—	—	—	—	—	—	—	—	—	—	—	—	—	—
8/17	vs ATL	DNP - KNEE	—	—	—	—	—	—	—	—	—	—	—	—	—	—	—
8/19	vs ATL																
8/22	@NYL																
8/24	@WAS																
8/26	@CON																
8/28	@CON																
8/31	@IND																
9/2	@MIN																
9/9	vs CON																
9/12	vs SEA																
9/16	@ATL																
9/19	@DAL																
Total	—	81:51	10-29	.345	2-3	.667	5-7	.714	6	11	17	6	2	1	6	13	27

2021 Regular Season Averages:

G-GS	PPG	RPG	APG	SPG	BPG	MPG	FG%	3FG%	FT%
7-0	3.0	4.1	0.6	1.0	0.9	16.6	32.0	0.0	83.3

	2021 Season Highs	Career Highs	Playoff Career Highs
PTS	5, vs LVA 7/2/21	7, two times	—
REB	8, vs LVA 7/2/21	8, vs LVA 7/2/21	—
AST	1, four times	4, vs CHI 8/31/20	—
STL	2, three times	2, three times	—
BLK	2, vs ATL 8/17/21	2, two times	—
FGM	2, two times	2, three times	—
3FGM	—	1, four times	—
FTM	2, two times	2, seven times	—
MINS	23:07, vs MIN 7/11/21	20:55, vs LVA 7/2/21	—



GAME BY GAME STATS

Date	Opponent	MINS	FG-A	PGT	3PM-A	PGT	FTM-A	PGT	DEF	DEF	TQT	AST	STL	BLK	TQ	PF	PTS
5/14	vs DAL	—	—	—	—	—	—	—	—	—	—	—	—	—	—	—	—
5/21	@ LVA	—	—	—	—	—	—	—	—	—	—	—	—	—	—	—	—
5/28	@CHI	—	—	—	—	—	—	—	—	—	—	—	—	—	—	—	—
5/30	@CHI	—	—	—	—	—	—	—	—	—	—	—	—	—	—	—	—
6/1	@DAL	—	—	—	—	—	—	—	—	—	—	—	—	—	—	—	—
6/3	vs IND	—	—	—	—	—	—	—	—	—	—	—	—	—	—	—	—
6/5	vs CHI	—	—	—	—	—	—	—	—	—	—	—	—	—	—	—	—
6/10	@WAS	—	—	—	—	—	—	—	—	—	—	—	—	—	—	—	—
6/12	@MIN	—	—	—	—	—	—	—	—	—	—	—	—	—	—	—	—
6/16	vs PHO	—	—	—	—	—	—	—	—	—	—	—	—	—	—	—	—
6/18	vs PHO	—	—	—	—	—	—	—	—	—	—	—	—	—	—	—	—
6/20	vs NYL	—	—	—	—	—	—	—	—	—	—	—	—	—	—	—	—
6/24	vs WAS	—	—	—	—	—	—	—	—	—	—	—	—	—	—	—	—
6/26	@PHO	—	—	—	—	—	—	—	—	—	—	—	—	—	—	—	—
6/30	vs LVA	18:47	1-3	.333	0-0	—	2-2	1.000	1	4	5	1	2	1	0	1	4
7/2	vs LVA	20:55	2-7	.286	0-1	.000	1-2	.500	0	4	4	1	0	1	0	5	5
7/4	vs SEA	14:19	1-2	.500	0-0	—	2-2	1.000	0	2	2	1	0	0	1	1	4
7/7	@SEA	11:16	1-3	.333	0-0	—	0-0	—	1	0	1	0	2	1	0	1	2
7/11	vs MIN	23:07	1-3	.333	0-1	.000	0-0	—	1	7	8	0	2	1	1	3	2
8/15	vs IND	13:23	0-4	.000	0-0	—	0-0	—	1	2	3	0	0	0	1	2	0
8/17	vs ATL	14:13	2-3	.667	0-0	—	0-0	—	2	4	6	1	1	2	2	2	4
8/19	vs ATL																
8/22	@NYL																
8/24	@WAS																
8/26	@CON																
8/28	@CON																
8/31	@IND																
9/2	@MIN																
9/9	vs CON																
9/12	vs SEA																
9/16	@ATL																
9/19	@DAL																
Total	—	116:00	8-25	.320	0-2	.000	5-6	.833	6	23	29	4	7	6	5	15	21

#15	BRITTNEY SYKES	GUARD	5-9	2/7/94	SYRACUSE	5TH SEASON
-----	----------------	-------	-----	--------	----------	------------

2021 Regular Season Averages:

G-GS	PPG	RPG	APG	SPG	BPG	MPG	FG%	3FG%	FT%
21-9	9.8	4.3	2.0	1.6	0.4	27.5	41.7	16.0	75.0

	2021 Season Highs	Career Highs	Playoff Career Highs
PTS	19, vs SEA 7/4/21	33, vs PHO 9/3/17	17, @WAS 8/31/18
REB	10, vs SEA 7/4/21	13, vs PHO 7/25/17	6, vs WAS 8/28/18
AST	5, two times	7, vs IND 7/1/18	3, vs WAS 9/4/18
STL	7, vs NYL 6/20/21	7, vs NYL 6/20/21	2, two times
BLK	2, @CHI 5/30/21	3, three times	1, vs WAS 8/28/18
FGM	8, vs ATL 8/17/21	12, vs PHO 9/3/17	6, three times
3FGM	2, @ CHI 5/30/21	4, two times	3, two times
FTM	7, vs SEA 7/4/21	12, vs WAS 7/19/17	2, two times
MINS	40:20, vs ATL 8/17/21	40:20, vs ATL 8/17/21	28, @WAS 9/2/18



GAME BY GAME STATS

Date	Opponent	MINS	FG-A	PCI	3PM-A	PCI	FTM-A	PCI	QFF	DEF	TOI	AST	STL	BLK	TQ	PF	PTS
5/14	vs DAL	26:34	2-7	.286	0-4	.000	2-4	.500	0	2	2	3	2	1	1	0	6
5/21	@ LVA	22:33	1-7	.143	0-5	.000	0-0	—	0	2	2	2	0	0	0	1	2
5/28	@CHI	28:22	4-11	.364	1-3	.333	2-2	1.000	2	3	5	3	5	0	3	3	11
5/30	@CHI	25:59	2-6	.333	2-3	.667	0-0	—	2	1	3	2	1	2	2	4	6
6/1	@DAL	25:13	1-6	.167	0-2	.000	4-4	1.000	0	4	4	1	0	1	2	3	6
6/3	vs IND	26:17	4-9	.444	0-1	.000	0-0	—	1	5	6	2	3	0	1	2	8
6/5	vs CHI	20:20	0-3	.000	0-0	—	1-2	.500	0	4	4	2	0	0	0	3	1
6/10	@WAS	21:26	3-8	.375	0-1	.000	4-6	.667	1	2	3	1	0	1	0	1	10
6/12	@MIN	24:36	1-7	.143	0-0	—	0-0	—	2	4	6	4	3	0	0	2	2
6/16	vs PHO	23:24	6-10	.600	0-0	—	2-3	.667	5	4	9	1	1	1	2	2	14
6/18	vs PHO	22:04	5-8	.625	0-0	—	4-5	.800	1	4	5	0	1	0	0	4	14
6/20	vs NYL	30:30	5-10	.500	0-1	.000	0-1	.000	2	2	4	0	7	0	1	2	10
6/24	vs WAS	27:16	5-8	.625	0-0	—	4-4	1.000	0	3	3	2	1	2	1	3	14
6/26	@PHO	31:55	5-13	.385	0-1	.000	1-3	.333	1	5	6	4	3	1	1	3	11
6/30	vs LVA	25:14	5-13	.385	0-1	.000	1-1	1.000	3	3	6	1	1	0	0	0	11
7/2	vs LVA	38:18	2-7	.286	0-1	.000	2-2	1.000	0	1	1	3	0	0	2	2	6
7/4	vs SEA	36:50	6-13	.462	0-0	—	7-7	1.000	1	9	10	5	2	0	1	1	19
7/7	@SEA	20:20	4-7	.571	0-0	—	0-0	—	0	0	0	0	2	0	2	4	8
7/11	vs MIN	30:10	5-11	.455	0-1	.000	4-7	.571	1	0	1	0	0	0	1	2	14
8/15	vs IND	28:50	6-11	.545	1-2	.500	3-3	1.000	3	4	7	2	0	0	0	4	16
8/17	vs ATL	40:20	8-17	.471	0-3	.000	1-2	.500	2	2	4	5	2	0	2	3	17
8/19	vs ATL																
8/22	@NYL																
8/24	@WAS																
8/26	@CON																
8/28	@CON																
8/31	@IND																
9/2	@MIN																
9/9	vs CON																
9/12	vs SEA																
9/16	@ATL																
9/19	@DAL																
Total	—	577:28	80-192	.417	4-24	.167	42-56	.750	27	64	91	43	34	9	22	49	206

#17	ERICA WHEELER	GUARD	5-7	5/2/91	RUTGERS	6TH SEASON
-----	---------------	-------	-----	--------	---------	------------

2021 Regular Season Averages:

G-GS	PPG	RPG	APG	SPG	BPG	MPG	FG%	3FG%	FT%
21-21	14.0	3.0	4.5	1.3	0.2	28.8	41.8	37.9	85.7

	2021 Season Highs	Career Highs	Playoff Career Highs
PTS	22, two times	33, @NYL 8/8/17	10, vs PHO 9/21/16
REB	6, vs NYL 6/20/21	7, three times	3, vs PHO 9/21/16
AST	10, two times	10, two times	3, vs PHO 9/21/16
STL	3, three times	5, vs ATL 7/31/19	—
BLK	2, vs PHO 6/16/21	2, two times	—
FGM	9, two times	12, @NYL 8/8/17	3, vs PHO 9/21/16
3FGM	3, three times	7, @NYL 8/8/17	2, vs PHO 9/21/16
FTM	7, two times	9, vs PHO 6/7/17	2, vs PHO 9/21/16
MINS	37:38, vs ATL 8/17/21	42, vs PHO 6/7/17	25, vs PHO 9/21/16



GAME BY GAME STATS

Date	Opponent	MINS	FG-A	PCI	3PM-A	PCI	FTM-A	PCI	QFF	DEF	TOI	AST	STL	BLK	IQ	PF	PTS
5/14	vs DAL	19:25	2-8	.250	0-3	.000	0-0	—	0	2	2	2	0	0	3	4	4
5/21	@ LVA	19:14	3-6	.500	0-1	.000	0-0	—	0	3	3	1	2	0	2	3	6
5/28	@CHI	25:44	3-5	.500	1-1	1.000	6-7	.857	0	0	0	6	3	0	2	0	13
5/30	@CHI	34:50	6-19	.316	0-1	.000	5-6	.833	0	0	0	7	3	0	5	4	17
6/1	@DAL	22:08	2-12	.167	1-5	.200	0-0	—	0	2	2	0	1	0	2	2	5
6/3	vs IND	24:10	5-9	.556	3-4	.750	1-1	1.000	0	1	1	5	2	0	2	3	14
6/5	vs CHI	34:25	7-13	.538	1-3	.333	7-7	1.000	1	4	5	5	0	0	3	2	22
6/10	@WAS	25:40	3-10	.300	2-4	.500	0-0	-	0	3	3	4	1	0	1	1	8
6/12	@MIN	21:48	3-9	.333	0-0	—	3-4	.750	1	1	2	2	0	0	1	0	9
6/16	vs PHO	30:41	8-17	.471	1-2	.500	1-1	1.000	2	3	5	10	0	2	1	4	18
6/18	vs PHO	29:25	5-14	.357	0-3	.000	7-9	.778	2	3	5	2	0	0	3	3	17
6/20	vs NYL	31:13	9-15	.600	0-1	.000	2-3	.667	1	5	6	10	3	0	4	3	20
6/24	vs WAS	27:54	3-12	.250	1-2	.500	2-2	1.000	0	4	4	3	1	0	2	2	9
6/26	@PHO	32:09	9-19	.474	0-4	.000	3-4	.750	0	3	3	4	2	1	1	5	21
6/30	vs LVA	29:38	5-13	.385	3-5	.600	0-0	—	0	1	1	3	1	0	3	0	13
7/2	vs LVA	34:12	6-14	.429	2-6	.333	1-2	.500	0	4	4	5	1	0	3	1	15
7/4	vs SEA	35:08	6-17	.353	1-3	.333	6-6	1.000	1	3	4	5	2	0	2	3	19
7/7	@SEA	32:56	8-13	.615	1-1	1.000	5-5	1.000	1	0	1	3	1	0	3	3	22
7/11	vs MIN	23:48	6-14	.429	0-1	.000	2-2	1.000	1	2	3	6	2	0	3	2	14
8/15	vs IND	32:55	4-7	.571	3-5	.600	1-2	.500	1	2	3	6	1	0	4	3	12
8/17	vs ATL	37:38	6-14	.429	2-2	1.000	2-2	1.000	0	5	5	5	1	1	3	1	16
8/19	vs ATL																
8/22	@NYL																
8/24	@WAS																
8/26	@CON																
8/28	@CON																
8/31	@IND																
9/2	@MIN																
9/9	vs CON																
9/12	vs SEA																
9/16	@ATL																
9/19	@DAL																
Total	—	605:27	109-264	.418	22-58	.379	54-63	.857	11	49	60	94	27	4	53	49	294

2021 Regular Season Averages:

G-GS	PPG	RPG	APG	SPG	BPG	MPG	FG%	3FG%	FT%
15-15	9.5	1.3	2.8	0.8	0.0	27.7	39.8	31.8	88.2

	2021 Season Highs	Career Highs	Playoff Career Highs
PTS	22, vs IND 6/3/21	43, vs TUL 7/3/15	32, @NYL 9/10/17
REB	4, vs NYL 6/20/21	9, @CON 8/6/13	6, vs PHO 9/23/13
AST	6, vs IND 8/15/21	11, vs IND 8/8/19	10, @CON 10/6/19
STL	3, vs PHO 6/18/21	4, three times	5, @CHI 10/4/16
BLK	—	2, four times	1, four times
FGM	8, vs IND 6/3/21	15, vs TUL 7/3/15	10, @NYL 9/10/17
3FGM	4, @DAL 6/1/21	7, three times	9, @NYL 9/10/17
FTM	3, two times	14, vs TUL 6/20/12	10, vs SAS 9/27/12
MINS	38:40, vs ATL 8/17/21	44, vs TUL 6/8/13	40, 8/31/18



GAME BY GAME STATS

Date	Opponent	MINS	FG-A	PGT	3PM-A	PGI	FTM-A	PGI	QFF	DEE	TOT	AST	STL	BLK	TO	PF	PTS
5/14	vs DAL	24:11	4-6	.667	2-4	.500	1-2	.500	0	0	0	2	1	0	3	1	11
5/21	@ LVA	18:14	3-6	.500	1-3	.333	2-2	1.000	0	2	2	5	0	0	2	4	9
5/28	@CHI	22:00	1-1	1.000	0-0	—	3-3	1.000	0	1	1	1	0	0	1	1	5
5/30	@CHI	27:17	0-3	.000	0-2	.000	0-0	—	0	1	1	5	1	0	1	1	0
6/1	@DAL	26:23	5-6	.833	4-5	.800	0-0	—	0	0	0	2	1	0	2	4	14
6/3	vs IND	27:41	8-12	.667	3-7	.429	3-3	1.000	0	2	2	0	0	0	2	2	22
6/5	vs CHI	29:12	2-8	.250	1-2	.500	0-0	—	2	0	2	2	0	0	2	4	5
6/10	@WAS	24:01	1-4	.250	1-3	.333	0-0	-	0	2	2	3	0	0	1	1	3
6/12	@MIN	33:06	5-18	.278	2-6	.333	1-1	1.000	0	0	0	5	1	0	3	3	13
6/16	vs PHO	29:20	7-14	.500	2-6	.333	1-1	1.000	2	0	2	0	0	0	0	3	17
6/18	vs PHO	28:35	3-10	.300	0-2	.000	2-2	1.000	0	1	1	2	3	0	1	1	8
6/20	vs NYL	35:01	6-17	.353	3-12	.250	0-0	—	2	2	4	2	1	0	3	3	15
6/24	vs WAS	23:57	2-4	.500	1-2	.500	0-1	.000	0	1	1	3	1	0	4	0	5
6/26	@PHO	DNP - EYE	—	—	—	—	—	—	—	—	—	—	—	—	—	—	—
6/30	vs LVA	DNP - EYE	—	—	—	—	—	—	—	—	—	—	—	—	—	—	—
7/2	vs LVA	DNP - EYE	—	—	—	—	—	—	—	—	—	—	—	—	—	—	—
7/4	vs SEA	DNP - EYE	—	—	—	—	—	—	—	—	—	—	—	—	—	—	—
7/7	@SEA	DNP - EYE	—	—	—	—	—	—	—	—	—	—	—	—	—	—	—
7/11	vs MIN	DNP - EYE	—	—	—	—	—	—	—	—	—	—	—	—	—	—	—
8/15	vs IND	28:02	2-9	.222	0-4	.000	0-0	—	0	0	0	6	1	0	0	3	4
8/17	vs ATL	38:40	4-15	.267	1-8	.125	2-2	1.000	1	1	2	3	2	0	1	1	11
8/19	vs ATL																
8/22	@NYL																
8/24	@WAS																
8/26	@CON																
8/28	@CON																
8/31	@IND																
9/2	@MIN																
9/9	vs CON																
9/12	vs SEA																
9/16	@ATL																
9/19	@DAL																
Total	—	415:42	53-133	.398	21-66	.318	15-17	.882	7	13	20	41	12	0	26	32	142

#22	ARELLA GUIRANTES	GUARD	5-11	10/15/97	RUTGERS	1ST SEASON
-----	------------------	-------	------	----------	---------	------------

2021 Regular Season Averages:

G-GS	PPG	RPG	APG	SPG	BPG	MPG	FG%	3FG%	FT%
16-2	3.1	1.3	0.6	0.4	0.2	10.3	27.4	29.4	83.3

	2021 Season Highs	Career Highs	Playoff Career Highs
PTS	6, @ LVA 5/21/21	6, @ LVA 5/21/21	—
REB	5, @ LVA 5/21/21	5, @ LVA 5/21/21	—
AST	2, two times	2, two times	—
STL	2, two times	2, two times	—
BLK	1, three times	1, three times	—
FGM	2, six times	2, six times	—
3FGM	2, @ WAS 6/10/21	2, @ WAS 6/10/21	—
FTM	2, five times	2, four times	—
MINS	21:19, @ LVA 5/21/21	21:19, @ LVA 5/21/21	—



GAME BY GAME STATS

Date	Opponent	MINS	FG-A	PCT	3PM-A	PCT	FTM-A	PCT	OFF	DEF	TOT	AST	STL	BLK	TQ	PE	PTS
5/14	vs DAL	8:10	2-5	.400	0-2	.000	0-0	—	0	0	0	0	1	0	0	0	4
5/21	@ LVA	21:19	2-9	.222	0-3	.000	2-2	1.000	1	4	5	1	1	0	0	2	6
5/28	@CHI	14:26	2-7	.285	1-1	1.000	0-0	—	1	0	1	2	0	0	0	1	5
5/30	@CHI	5:17	1-2	.500	1-1	1.000	0-0	—	1	1	2	1	0	0	1	0	3
6/1	@DAL	DNP - COACH	—	—	—	—	—	—	—	—	—	—	—	—	—	—	—
6/3	vs IND	19:51	2-6	.333	1-1	1.000	0-0	—	0	2	2	1	2	1	0	0	5
6/5	vs CHI	3:38	0-2	.000	0-0	—	0-0	—	0	1	1	0	0	0	2	1	0
6/10	@WAS	17:01	2-6	.333	2-3	.667	2-4	.500	0	0	0	0	1	1	0	0	8
6/12	@MIN	6:21	0-2	.000	0-0	—	0-0	—	1	1	2	0	0	0	1	1	0
6/16	vs PHO	5:30	0-1	.000	0-0	—	0-0	—	0	0	0	0	0	0	0	1	0
6/18	vs PHO	1:58	1-1	1.000	0-0	—	0-0	—	0	1	1	0	0	0	1	0	2
6/20	vs NYL	DNP - CD	—	—	—	—	—	—	—	—	—	—	—	—	—	—	—
6/24	vs WAS	DNP - CD	—	—	—	—	—	—	—	—	—	—	—	—	—	—	—
6/26	@PHO	8:44	1-4	.250	0-3	.000	2-2	1.000	0	0	0	1	0	0	0	1	4
6/30	vs LVA	16:33	1-8	.125	0-2	.000	0-0	—	0	3	3	0	2	0	1	3	2
7/2	vs LVA	3:48	0-0	—	0-0	—	0-0	—	0	0	0	1	0	0	0	0	0
7/4	vs SEA	DNP - CD	—	—	—	—	—	—	—	—	—	—	—	—	—	—	—
7/7	@SEA	20:33	2-5	.400	0-1	.000	2-2	1.000	1	1	2	2	0	0	0	2	6
7/11	vs MIN	9:50	1-4	.250	0-0	—	2-2	1.000	0	1	1	0	0	1	2	1	4
8/15	vs IND	2:27	0-0	—	0-0	—	0-0	—	0	1	1	0	0	0	0	0	0
8/17	vs ATL	DNP - CD	—	—	—	—	—	—	—	—	—	—	—	—	—	—	—
8/19	vs ATL																
8/22	@NYL																
8/24	@WAS																
8/26	@CON																
8/28	@CON																
8/31	@IND																
9/2	@MIN																
9/9	vs CON																
9/12	vs SEA																
9/16	@ATL																
9/19	@DAL																
Total	—	166:25	17-62	.274	5-17	.294	10-12	.833	5	16	21	9	7	3	8	13	49

#30	NNEKA OGWUMIKE	FORWARD	6-2	7/20/90	STANFORD	10TH SEASON
-----	----------------	---------	-----	---------	----------	-------------

2021 Regular Season Averages:

G-GS	PPG	RPG	APG	SPG	BPG	MPG	FG%	3FG%	FT%
7-7	15.3	7.3	2.3	0.6	0.4	31.0	58.2	28.6	76.5

	2021 Season Highs	Career Highs	Playoff Career Highs
PTS	21, @ CHI 5/30/21	38, vs ATL 6/30/16	27, vs CHI 9/28/16
REB	9, three times	20, @ IND 7/12/12	14, vs PHO 9/19/13
AST	9, vs ATL 8/17/21	9, vs ATL 8/17/21	6, vs CHI 9/28/16
STL	2, @ CHI 5/28/21	6, two times	4, @ CHI 10/4/16
BLK	2, vs IND 8/15/21	5, vs ATL 6/30/16	3, @ CHI 10/4/16
FGM	9, @ LVA 5/21/21	13, two times	11, vs CHI 9/28/16
3FGM	1, two times	5, vs WAS 7/7/19	2, vs MIN 10/14/16
FTM	7, @ CHI 5/30/21	14, vs WAS 9/3/15	7, two times
MINS	39:23, @ CHI 5/30/21	46:59, @ CHI 8/18/17	37:59, @ MIN I 9/18/15



GAME BY GAME STATS

Date	Opponent	MINS	FG-A	FG%	3PM-A	3P%	FTM-A	FT%	ORE	DEF	TOI	AST	STL	BLK	IQ	PF	PTS
5/14	vs DAL	26:20	8-14	.571	0-0	—	2-2	1.000	3	5	8	0	0	0	1	0	18
5/21	@ LVA	28:15	9-17	.529	1-2	.500	0-0	—	0	5	5	3	1	0	1	3	19
5/28	@CHI	28:54	6-11	.545	1-3	.333	1-2	.500	3	6	9	2	2	0	3	0	14
5/30	@CHI	39:23	7-11	.636	0-1	.000	7-9	.778	2	7	9	1	0	0	3	3	21
6/1	@DAL	25:01	4-5	.800	0-0	—	2-2	1.000	1	3	4	0	0	1	1	0	10
6/3	vs IND	DNP - KNEE	—	—	—	—	—	—	—	—	—	—	—	—	—	—	—
6/5	vs CHI	DNP - KNEE	—	—	—	—	—	—	—	—	—	—	—	—	—	—	—
6/10	@WAS	DNP - KNEE	—	—	—	—	—	—	—	—	—	—	—	—	—	—	—
6/12	@MIN	DNP - KNEE	—	—	—	—	—	—	—	—	—	—	—	—	—	—	—
6/16	vs PHO	DNP - KNEE	—	—	—	—	—	—	—	—	—	—	—	—	—	—	—
6/18	vs PHO	DNP - KNEE	—	—	—	—	—	—	—	—	—	—	—	—	—	—	—
6/20	vs NYL	DNP - KNEE	—	—	—	—	—	—	—	—	—	—	—	—	—	—	—
6/24	vs WAS	DNP - KNEE	—	—	—	—	—	—	—	—	—	—	—	—	—	—	—
6/26	@PHO	DNP - KNEE	—	—	—	—	—	—	—	—	—	—	—	—	—	—	—
6/30	vs LVA	DNP - KNEE	—	—	—	—	—	—	—	—	—	—	—	—	—	—	—
7/2	vs LVA	DNP - KNEE	—	—	—	—	—	—	—	—	—	—	—	—	—	—	—
7/4	vs SEA	DNP - KNEE	—	—	—	—	—	—	—	—	—	—	—	—	—	—	—
7/7	@SEA	DNP - KNEE	—	—	—	—	—	—	—	—	—	—	—	—	—	—	—
7/11	vs MIN	DNP - KNEE	—	—	—	—	—	—	—	—	—	—	—	—	—	—	—
8/15	vs IND	30:59	6-14	.429	0-1	.000	0-0	—	1	6	7	1	0	2	3	1	12
8/17	vs ATL	37:38	6-7	.857	0-0	—	1-2	.500	0	9	9	9	1	0	1	3	13
8/19	vs ATL																
8/22	@NYL																
8/24	@WAS																
8/26	@CON																
8/28	@CON																
8/31	@IND																
9/2	@MIN																
9/9	vs CON																
9/12	vs SEA																
9/16	@ATL																
9/19	@DAL																
Total	—	217:30	46-79	.582	2-7	.286	13-17	.765	10	41	51	16	4	3	13	10	107

#40	JASMINE WALKER	FORWARD	6-3	2/3/98	ALABAMA	1ST SEASON
-----	----------------	---------	-----	--------	---------	------------

2021 Regular Season Averages:

G-GS	PPG	RPG	APG	SPG	BPG	MPG	FG%	3FG%	FT%
2-0	0.0	0.5	1.0	1.0	0.5	10.0	0.0	0.0	0.0

	2021 Season Highs	Career Highs	Playoff Career Highs
PTS	—	—	—
REB	1, vs DAL 5/14/21	1, vs DAL 5/14/21	—
AST	2, vs DAL 5/14/21	2, vs DAL 5/14/21	—
STL	2, vs DAL 5/14/21	2, vs DAL 5/14/21	—
BLK	1, @ LVA 5/21/21	1, @ LVA 5/21/21	—
FGM	—	—	—
3FGM	—	—	—
FTM	—	—	—
MINS	17:22, vs DAL 5/14/21	17:22, vs DAL 5/14/21	—



GAME BY GAME STATS

Date	Opponent	MINS	FG-A	PGT	3PM-A	PGT	FTM-A	PGT	QFF	DEF	TOI	AST	STL	BLK	TO	PF	PTS
5/14	vs DAL	17:22	0-4	.000	0-3	.000	0-0	—	0	1	1	2	2	0	1	1	0
5/21	@ LVA	2:36	0-1	.000	0-1	.000	0-2	.000	0	0	0	0	0	1	0	0	0
5/28	@CHI	DNP - KNEE	-	-	-	-	-	-	-	-	-	-	-	-	-	-	-
5/30	@CHI	DNP - KNEE	—	—	—	—	—	—	—	—	—	—	—	—	—	—	—
6/1	@DAL	DNP - KNEE	—	—	—	—	—	—	—	—	—	—	—	—	—	—	—
6/3	vs IND	DNP - KNEE	—	—	—	—	—	—	—	—	—	—	—	—	—	—	—
6/5	vs CHI	DNP - KNEE	—	—	—	—	—	—	—	—	—	—	—	—	—	—	—
6/10	@WAS	DNP - KNEE	—	—	—	—	—	—	—	—	—	—	—	—	—	—	—
6/12	@MIN	DNP - KNEE	—	—	—	—	—	—	—	—	—	—	—	—	—	—	—
6/16	vs PHO	DNP - KNEE	—	—	—	—	—	—	—	—	—	—	—	—	—	—	—
6/18	vs PHO	DNP - KNEE	—	—	—	—	—	—	—	—	—	—	—	—	—	—	—
6/20	vs NYL	DNP - KNEE	—	—	—	—	—	—	—	—	—	—	—	—	—	—	—
6/24	vs WAS	DNP - KNEE	—	—	—	—	—	—	—	—	—	—	—	—	—	—	—
6/26	@PHO	DNP - KNEE	—	—	—	—	—	—	—	—	—	—	—	—	—	—	—
6/30	vs LVA	DNP - KNEE	—	—	—	—	—	—	—	—	—	—	—	—	—	—	—
7/2	vs LVA	DNP - KNEE	—	—	—	—	—	—	—	—	—	—	—	—	—	—	—
7/4	vs SEA	DNP - KNEE	—	—	—	—	—	—	—	—	—	—	—	—	—	—	—
7/7	@SEA	DNP - KNEE	—	—	—	—	—	—	—	—	—	—	—	—	—	—	—
7/11	vs MIN	DNP - KNEE	—	—	—	—	—	—	—	—	—	—	—	—	—	—	—
8/15	vs IND	DNP - KNEE	—	—	—	—	—	—	—	—	—	—	—	—	—	—	—
8/17	vs ATL	DNP - KNEE	—	—	—	—	—	—	—	—	—	—	—	—	—	—	—
8/19	vs ATL																
8/22	@NYL																
8/24	@WAS																
8/26	@CON																
8/28	@CON																
8/31	@IND																
9/2	@MIN																
9/9	vs CON																
9/12	vs SEA																
9/16	@ATL																
9/19	@DAL																
Total	—	19:58	0-5	.000	0-4	.000	0-2	.000	0	1	1	2	2	1	1	1	0

2021 Regular Season Averages:

G-GS	PPG	RPG	APG	SPG	BPG	MPG	FG%	3FG%	FT%
11-3	3.8	2.3	0.8	0.6	0.0	15.8	38.2	47.8	71.4

	2021 Season Highs	Career Highs	Playoff Career Highs
PTS	13, vs WAS 6/24/21	13, vs WAS 6/24/21	—
REB	6, @ SEA 7/7/21	6, @ SEA 7/7/21	1, @ WAS 8/23/18
AST	2, vs MIN 7/11/21	3, @ ATL 7/23/19	—
STL	3, vs MIN 7/11/21	3, vs MIN 7/11/21	—
BLK	—	2, two times	—
FGM	5, vs WAS 6/24/21	5, vs WAS 6/24/21	—
3FGM	3, vs WAS 6/24/21	3, vs WAS 6/24/21	—
FTM	3, @ SEA 7/7/21	3, @ SEA 7/7/21	—
MINS	31:07, vs SEA 7/4/21	31:07, vs SEA 7/4/21	2:30, @ WAS 8/23/18



GAME BY GAME STATS

Date	Opponent	MINS	FG-A	PGT	3PM-A	PGT	FTM-A	PGT	QFF	DEF	TOT	AST	STL	BLK	TO	PF	PTS
5/14	vs DAL	—	—	—	—	—	—	—	—	—	—	—	—	—	—	—	—
5/21	@ LVA	—	—	—	—	—	—	—	—	—	—	—	—	—	—	—	—
5/28	@CHI	—	—	—	—	—	—	—	—	—	—	—	—	—	—	—	—
5/30	@CHI	—	—	—	—	—	—	—	—	—	—	—	—	—	—	—	—
6/1	@DAL	—	—	—	—	—	—	—	—	—	—	—	—	—	—	—	—
6/3	vs IND	—	—	—	—	—	—	—	—	—	—	—	—	—	—	—	—
6/5	vs CHI	—	—	—	—	—	—	—	—	—	—	—	—	—	—	—	—
6/10	@WAS	9:32	1-2	.500	1-2	.500	0-0	—	0	1	1	1	1	0	1	3	3
6/12	@MIN	DNP - CD	—	—	—	—	—	—	—	—	—	—	—	—	—	—	—
6/16	vs PHO	13:23	1-3	.333	1-2	.500	0-0	—	1	2	3	1	0	0	0	1	3
6/18	vs PHO	1:58	0-0	—	0-0	—	0-0	—	0	0	0	1	0	0	0	0	0
6/20	vs NYL	20:00	0-2	.000	0-1	.000	0-0	—	1	1	2	1	1	0	0	3	0
6/24	vs WAS	16:26	5-5	1.000	3-3	1.000	0-0	—	0	2	2	1	0	0	0	3	13
6/26	@PHO	16:29	0-1	.000	0-0	—	0-0	—	0	1	1	1	0	0	0	4	0
6/30	vs LVA	14:11	1-3	.333	1-3	.333	0-0	—	0	2	2	0	0	0	1	1	3
7/2	vs LVA	DNP	—	—	—	—	—	—	—	—	—	—	—	—	—	—	—
7/4	vs SEA	31:07	2-8	.250	2-6	.333	0-0	—	1	2	3	1	0	0	0	2	6
7/7	@SEA	21:26	1-5	.200	1-3	.333	3-5	.600	0	6	6	0	2	0	1	0	6
7/11	vs MIN	23:25	2-3	.667	2-3	.667	2-2	1.000	0	4	4	2	3	0	0	1	8
8/15	vs IND	6:26	0-2	.000	0-1	.000	0-0	—	0	1	1	0	0	0	2	2	0
8/17	vs ATL	DNP - CD	—	—	—	—	—	—	—	—	—	—	—	—	—	—	—
8/19	vs ATL																
8/22	@NYL																
8/24	@WAS																
8/26	@CON																
8/28	@CON																
8/31	@IND																
9/2	@MIN																
9/9	vs CON																
9/12	vs SEA																
9/16	@ATL																
9/19	@DAL																
Total	—	174:23	13-34	.382	11-23	.478	5-7	.714	3	22	25	9	7	0	5	20	42