

LOS ANGELES SPARKS 2021 GAME NOTES



Atlanta Dream (6-14) at Los Angeles Sparks (7-13)

August 17, 2021

Staples Center | 7:30 p.m. (PT)

Spectrum SportsNet, NBA TV | Take Me Back Tuesday



REGULAR SEASON SCHEDULE

Date	Opponent	Time/Result	Record
5/14	DALLAS	L, 94-71	0-1
5/21	at Las Vegas	L, 97-69	0-2
5/28	at Chicago	W, 76-61	1-2
5/30	at Chicago	W, 82-79 OT	2-2
6/1	at Dallas	L, 79-69	2-3
6/3	INDIANA	W, 98-63	3-3
6/5	CHICAGO	W, 68-63	4-3
6/10	at Washington	L, 89-71	4-4
6/12	at Minnesota	L, 80-64	4-5
6/16	PHOENIX	W, 85-80	5-5
6/18	PHOENIX	L, 80-66	5-6
6/20	NEW YORK	L, 76-73	5-7
6/24	WASHINGTON	W, 89-82	6-7
6/27	at Phoenix	L, 88-79	6-8
6/30	LAS VEGAS	L, 99-75	6-9
7/2	LAS VEGAS	L, 66-58	6-10
7/4	SEATTLE	L, 84-74	6-11
7/7	at Seattle	L, 71-62	6-12
7/11	MINNESOTA	L, 86-61	6-13
8/15	INDIANA	W, 75-70	7-13
8/17	ATLANTA	7:30 pm	—
8/19	ATLANTA	7:30 pm	—
8/22	at New York	11:00 am	—
8/24	at Washington	4:00 pm	—
8/26	at Connecticut	4:00 pm	—
8/28	at Connecticut	4:00 pm	—
8/31	at Indiana	4:00 pm	—
9/2	at Minnesota	5:00 pm	—
9/9	CONNECTICUT	7:30 pm	—
9/12	SEATTLE	6:00 pm	—
9/16	at Atlanta	4:00 pm	—
9/19	at Dallas	2:00 pm	—

*all times listed are Pacific Standard Time

PLAYER UPDATES

NUM.	PLAYER	UPDATE
40	Jasmine Walker	Out (right knee)
13	Chiney Ogumike	Out (right knee)

CONTACT INFORMATION

Eli Horowitz

Director, Public Relations and Communications
ehorowitz@la-sparks.com
(847) 644-9932



@LA_Sparks



@LASparks

Natalie Gilmore

Coordinator, Public Relations and Communications
ngilmore@la-sparks.com

PROBABLE STARTERS

G	17	ERICA WHEELER				5'7"	6TH SEASON								
GP/GS	20/20	PPG	13.9	RPG	2.9	APG	4.5	SPG	1.3	FG%	41.7	3FG%	35.7	MPG	28.4
G	20	KRISTI TOLIVER				5'7"	12TH SEASON								
GP/GS	14/14	PPG	9.4	RPG	1.3	APG	2.8	SPG	0.7	FG%	41.5	3FG%	34.5	MPG	26.9
G	15	BRITTNEY SYKES				5'9"	5TH SEASON								
GP/GS	20/8	PPG	9.5	RPG	4.4	APG	1.9	SPG	1.6	FG%	41.1	3FG%	18.2	MPG	26.8
F	30	NNEKA OGWUMIKE				6'2"	10TH SEASON								
GP/GS	6/6	PPG	15.7	RPG	7.0	APG	1.2	SPG	0.5	FG%	55.6	3FG%	28.6	MPG	29.8
C	1	AMANDA ZAHUI B.				6'5"	7TH SEASON								
GP/GS	18/15	PPG	11.4	RPG	6.1	APG	1.0	SPG	0.7	FG%	44.1	3FG%	31.7	MPG	25.9

MATCHUP NOTES

The Los Angeles Sparks face off against the Atlanta Dream at Staples Center on August 17 at 7:30 PM PT. The Sparks most recently defeated the Indiana Fever 75-70 at home to clinch their 16th straight victory at Staples Center. 2016 WNBA MVP and Sparks forward Nneka Ogumike recorded 12 points and seven rebounds on 6/14 shooting from the field in her much anticipated return to the court. Sparks guard Brittney Sykes led the Sparks with 16 points, seven rebounds, and two assists. The Sparks held the Fever to just 33.3% shooting from the field. The Dream most recently lost 92-81 to the Phoenix Mercury. Dream shooting guard Courtney Williams recorded 30 points, six assists, and five rebounds while shooting 51.9% from the field. This will be the first of three times the Sparks play against the Dream in the 2021 season.

The Sparks have won 16 consecutive games at Staples Center.

Dream Probable Starters

F Crystal Bradford
F Candice Dupree
C Elizabeth Williams
G Courtney Williams
G Odyssey Sims

Head Coach: Darius Taylor

MILESTONE WATCH

PLAYER	MILESTONE (CURRENT)
Nneka Ogumike	4500 points (4413) 2100 rebounds (2063) 600 assists (505) 200 blocks (179) 500 steals (408)
Kristi Toliver	4500 points (4322) 800 rebounds (804) 1300 assists (1243) 400 steals (318)
Chiney Ogumike	1800 points (1676) 1000 rebounds (913) 150 blocks (113)

ASSOCIATED PRESS POWER POLL

Week 10	Total Points	High	Low
1 Seattle (12)	164	1	4
2 Las Vegas (2)	154	1	3
3 Connecticut	140	2	4
4 Minnesota	130	3	4
5 Chicago	106	5	6
6 Phoenix	98	5	8
7 New York	73	6	9
7 Washington	73	5	9
9 Dallas	69	6	10
10 Atlanta	33	10	12
11 Indiana	27	9	12
12 Los Angeles	25	10	12

16-STRAIGHT

The Sparks have won 16 consecutive games at Staples Center.

TAKE ME BACK TUESDAY

Join the LA Sparks in this retro theme night honoring entertainment, culture, and fashion of the 1990's decade.

VETERAN LEADERSHIP RETURNS

Nneka Ogumike and **Kristi Toliver** returned to the Sparks starting lineup on Aug. 15 after missing a combined 20 games with injuries. Ogumike had 12 points, seven rebounds and two blocks, while Toliver tossed a tied-for-game-high six assists.

SLIM

In June, **Brittney Sykes** scored in double figures in at least six straight games for the first time since 2017. On July 4, she recorded her third career double-double, scoring 19 points and collecting 10 rebounds. Sykes is fourth in steals per game in the WNBA averaging 1.6 and eighth in rebounds per game among Guards, averaging 4.4.

EWHEEZY

Erica Wheeler ranks fourth in clutch points per game (3.6), is top 10 in assists per game (4.5) and had her first two career double-doubles with 18 points and 10 assists on June 16, and 20 points and 10 assists against New York on June 20.

LE BLEUS TAKE HOME BRONZE

Gabby Williams earned a Bronze Medal at the Tokyo Olympics as a member of the French women's national basketball team. Williams averaged 10.7 points and 6.2 rebounds per game. She finished second overall in steals per game (2.8) and eighth overall in assists per game (4.5). She led France in points (17) and rebounds (8), and co-led her team in assists (4), and blocks (1) in the Bronze Medal Game against Serbia. She shot 66.7% from the field to lead all players in the game.

*Stats as of August 16, 2021

2021 LOS ANGELES SPARKS ROSTER

NUM.	PLAYER	POS.	HT.	YRS OF EXP.	DOB	COLLEGE
1	Amanda Zahui B.	C	6'5"	6	09/8/93	Minnesota
2	Te'a Cooper	G	5'8"	1	04/16/97	Baylor
7	Maria Vadeeva	C	6'4"	2	07/16/98	Russia
12	Nia Coffey	F	6'1"	4	06/11/95	Northwestern
13	Chiney Ogumike	F/C	6'3"	4	03/21/92	Stanford
14	Lauren Cox	F	6'4'	1	04/20/98	Baylor
15	Brittney Sykes	G	5'9"	4	02/07/94	Syracuse
17	Erica Wheeler	G	5'7"	5	05/2/91	Rutgers
20	Kristi Toliver	G	5'7"	11	01/27/87	Maryland
22	Arella Guirantes	G	5'11"	R	10/15/97	Rutgers
30	Nneka Ogumike	F	6'2"	9	07/02/90	Stanford
40	Jasmine Walker	F	6'3"	R	02/03/98	Alabama
44	Karlie Samuelson	G	6'0"	2	05/10/1995	Stanford

COACHING STAFF

Coaching Staff:

Head Coach Derek Fisher
Assistant Coach Fred Williams
Assistant Coach Latricia Trammell
Assistant Coach Seimone Augustus

PRONOUNCIATION CHART


PLAYER/COACH

Te'a Cooper
Nneka Ogumike
Chiney Ogumike
Nia Coffey
Amanda Zahui B.
Arella Guirantes
Asst. Coach Seimone Augustus
Asst. Coach Latricia Trammell

PRONOUNCIATION

TAY-uh
NECK-uh Oh-gwoo-muh-kay
CHIN-ay Oh-gwoo-muh-kay
Knee-uh
Zow-ee-bee
uh-REL-uh gih-RAHN-tez
suh-MOAN
TRAM-uhl


2021 LA SPARKS ROSTER




Position: C
Height: 6'5"
DOB: 9/8/1993
College: Minnesota



Position: G
Height: 5'8"
DOB: 4/16/1997
College: Baylor



Position: C
Height: 6'4"
DOB: 7/16/1998
College: Russia



Position: F
Height: 6'1"
DOB: 6/11/1995
College: Northwestern




Position: F/C
Height: 6'3"
DOB: 3/21/1992
College: Stanford




Position: F
Height: 6'4"
DOB: 4/20/1998
College: Baylor



Position: G
Height: 5'9"
DOB: 2/7/1994
College: Syracuse




Position: G
Height: 5'7"
DOB: 5/2/1991
College: Rutgers




Position: G
Height: 5'7"
DOB: 1/27/1987
College: Maryland




Position: G
Height: 5'11"
DOB: 10/15/1997
College: Rutgers



Position: F
Height: 6'2"
DOB: 7/2/1990
College: Stanford



Position: F
Height: 6'3"
DOB: 2/3/1998
College: Alabama



Position: G
Height: 6'
DOB: 5/10/1995
College: Stanford

COACHING STAFF




HEAD COACH



ASSISTANT COACH



ASSISTANT COACH



ASSISTANT COACH



**DIRECTOR OF
SPORTS MEDICINE/
HEAD ATHLETIC
TRAINER**



**PLAYER
DEVELOPMENT
COACH**

August 15 vs IND - Game Story

Sparks Win Sixteenth Consecutive Game at Staples Center

In their first contest post-Olympic Break, first game in Staples Center since 2019, and first game with superstar Nneka Ogumike in the lineup since June 1 of this season, the Sparks toughed out a 75-70 victory against the Indiana Fever in a must-win game defined by momentous swings. It was their second win in as many games against the Fever this season. Los Angeles outshot Indiana 43.9% to 33.3% from the field and 35.0% to 22.2% from three-point land.

It was truly a team effort for LA, which had four players — Brittney Sykes (16), Amanda Zahui B. (13), Nneka Ogumike (12), and Erica Wheeler (12) — score in double figures and two more — Nia Coffey and Te'a Cooper — finish just shy with nine points. Zahui B. brought in game-leading nine rebounds, coming up just short of a double-double. She also led all players with three blocks. Brittney Sykes and Nneka Ogumike each recorded seven boards, while both Kristi Toliver and Erica Wheeler contributed six assists.



Indiana was led by Kelsey Mitchell's 20 points. Tiffany Mitchell and Danielle Robinson also scored in double-figures for the Fever, with 12 and 10 points, respectively. Robinson nabbed a game-leading three steals while Jessica Breland led the Fever with eight rebounds.

After welcoming their fans back to their home arena, the Sparks raced out to an early lead, at one point scoring 14 unanswered points mid-first quarter. However, Indiana responded by closing the first quarter on a 10-2 run, leaving the Sparks ahead 26-22.

Ogumike scored her first points of the game 20 seconds into the second quarter, before rattling off four more points in the ensuing minutes to put LA up 37-30. Once again, the Fever rallied back, knotting the score at 39 on a Teaira McCowan three-point play with 3:50 to go before halftime.

The Sparks responded in kind by going on an eight-point run, five of which were scored by Amanda Zahui B., in the next minute to build a 47-39 lead. However, Indiana went on to score seven of the half's final nine points to draw to within three points at the midway point, 49-46 Sparks.

Zahui B. and Brittney Sykes paced the Sparks in the first half with 12 points apiece, going a combined 9-13 from the field. Meanwhile, Kelsey Mitchell helped the Fever stay within striking distance, outscoring all players in the first two quarters with 15 points on 7-11 shooting.

Both teams had difficulty scoring coming out of halftime, with Indiana out-scoring Los Angeles 13-10 in the third period. The Sparks made just four field goals in the third quarter, three of which were assisted by Kristi Toliver.

Indiana was limited to just one field goal in the quarter, but capitalized on free throws, hitting 11 of 11 attempts. Indiana's Tiffany Mitchell scored Indiana's last eight points in the period, all of which came from the charity strike, to tie the game at 59 just before the fourth quarter.

The offensive struggles continued for both sides in the fourth quarter, with Los Angeles scoring just 16 points to Indiana's 11. In a nail-biting conclusion, LA was boosted by Nia Coffey's early fourth quarter performance, which consisted of six points and a block. Coffey's layup with 5:56 to go in regulation gave the Sparks a 67-65 advantage and put them in the lead for good.

Leading by three in the game's final seconds, Sykes reeled in a missed Danielle Robinson three-point attempt to put the game on ice for Los Angeles, before assisting Ogumike on a layup at the buzzer for good measure.

The win snapped a six-game losing streak for the Sparks and improved their record to 7-13, and dropped Indiana's record to 4-16. With Ogumike and Toliver back from injury and a win under their belt, the Sparks will seek to use this victory to launch a late-season run. They will get the chance to build more momentum in just two days when they take on the Atlanta Dream at Staples Center on Tuesday, August 17 at 7:30 PM.

Los Angeles Highlights:

- Nneka Ogumike was back in the starting lineup since June 1st of this season
- Amanda Zahui B. and Brittney Sykes scored in the double digits in the first half with 12 points each
- Erica Wheeler scored in double figures for the 14th time this season
- Brittney Sykes led all scorers (16) and scored in double figures for the 11th time this season
- Four Sparks ended in double figures Brittney Sykes (16), Amanda Zahui B. (13), Erica Wheeler (12), and Nneka Ogumike (12).

MOST RECENT GAME - BOX SCORE

WOMEN'S NATIONAL BASKETBALL ASSOCIATION

**OFFICIAL SCORER'S REPORT
FINAL BOX**

Sunday, August 15, 2021 STAPLES Center, Los Angeles, CA
Officials: #39 Michael Price, #10 Ashley Gloss, #85 Robert Hussey

Game Duration: 2:04
Attendance: 2029

VISITOR: Indiana Fever (4-17)

	POS	MIN	FG	FGA	3P	3PA	FT	FTA	OR	DR	TOT	A	PF	ST	TO	BS	+/-	PTS
25 Tiffany Mitchell	F	32:10	1	8	0	0	10	10	2	3	5	3	2	1	0	0	3	12
51 Jessica Breland	F	26:46	0	4	0	0	0	0	4	4	8	1	2	0	2	2	-12	0
15 Teaira McCowan	C	19:20	3	6	0	0	3	3	3	1	4	0	6	1	4	0	-7	9
0 Kelsey Mitchell	G	33:09	9	21	2	7	0	0	4	2	6	1	0	1	3	0	-4	20
3 Danielle Robinson	G	34:06	3	14	0	3	1	1	1	5	6	2	0	3	1	1	-2	7
35 Victoria Vivians		21:56	4	8	1	4	1	2	0	4	4	0	5	2	3	0	-2	10
1 Aaliyah Wilson		00:03	0	0	0	0	0	0	0	0	0	0	0	0	0	0	0	0
12 Lindsay Allen		12:45	2	5	1	1	2	3	0	2	2	2	1	0	0	0	-4	7
32 Emma Cannon		19:45	2	6	0	3	1	2	1	3	4	1	3	0	1	0	3	5
		200:00	24	72	4	18	18	21	15	24	39	10	19	8	14	3	-5	70
			33.3%		22.2%		85.7%		TM REB: 11		TOT TO: 15 (16 PTS)							

HOME: LOS ANGELES SPARKS (7-13)

	POS	MIN	FG	FGA	3P	3PA	FT	FTA	OR	DR	TOT	A	PF	ST	TO	BS	+/-	PTS
15 Brittney Sykes	F	28:50	6	11	1	2	3	3	3	4	7	2	4	0	0	0	12	16
30 Nneka Ogumike	F	30:59	6	14	0	1	0	0	1	6	7	1	1	0	3	2	-4	12
1 Amanda Zahui B	C	22:50	4	8	1	3	4	6	1	8	9	1	5	0	3	3	21	13
20 Kristi Toliver	G	28:03	2	9	0	4	0	0	0	0	0	6	3	1	0	0	11	4
17 Erica Wheeler	G	32:55	4	7	3	5	1	2	1	2	3	6	3	1	4	0	15	12
12 Nia Coffey		18:37	3	6	1	3	2	3	0	3	3	0	2	0	0	1	1	9
2 Te'a Cooper		15:29	4	5	1	1	0	0	0	3	3	1	2	1	2	0	-6	9
14 Lauren Cox		13:24	0	4	0	0	0	0	1	2	3	0	2	0	1	0	-11	0
22 Arella Guirantes		02:27	0	0	0	0	0	0	0	1	1	0	0	0	0	0	-6	0
44 Karlie Samuelson		06:26	0	2	0	1	0	0	0	1	1	0	2	0	2	0	-8	0
		200:00	29	66	7	20	10	14	7	30	37	17	24	3	15	6	5	75
			43.9%		35%		71.4%		TM REB: 5		TOT TO: 15 (19 PTS)							

SCORE BY PERIOD	1	2	3	4	FINAL
Fever	22	24	13	11	70
SPARKS	26	23	10	16	75

Inactive: Fever - Gondrezick (Personal), Hatar (Injury/Illness - Right ankle), Lavender (Injury/Illness - Left knee), Perry (Injury/Illness - Right knee)
Inactive: Sparks - Ogumike (Injury/Illness - Right knee), Vadeeva (Not With Team), Walker (Injury/Illness - Right knee)
Points in the Paint: Fever 24 (12/34), SPARKS 36 (18/34)
2nd Chance Points: Fever 14 (6/18), SPARKS 11 (3/7)
Fast Break Points: Fever 10 (5/7), SPARKS 11 (5/5)
Biggest Lead: Fever 1, SPARKS 12
Lead Changes: 6
Times Tied: 7

Flagrant Fouls
Fever (1): 2:55 2nd McCowan-FLG1
SPARKS (0): NONE

LAST TIME AGAINST ATLANTA - BOX SCORE

WOMEN'S NATIONAL BASKETBALL ASSOCIATION

OFFICIAL SCORER'S REPORT
FINAL BOX

Sunday, August 30, 2020 WNBA Court 1, Bradenton, FL
Officials: #42 Roy Gulbeyan, #31 Amy Bonner, #53 Jeff Smith

Game Duration: 1:56
Attendance: Not Yet Counted

VISITOR: Atlanta Dream (3-13)

	POS	MIN	FG	FGA	3P	3PA	FT	FTA	OR	DR	TOT	A	PF	ST	TO	BS	+/-	PTS
44 Betnijah Laney	F	31:59	2	8	0	2	2	2	1	5	6	2	5	1	4	0	-4	6
25 Monique Billings	F	35:28	4	14	0	0	4	5	6	8	14	4	1	2	1	2	7	12
1 Elizabeth Williams	C	28:12	3	7	0	0	3	5	5	3	8	1	4	1	2	0	-3	9
10 Courtney Williams	G	31:00	7	15	1	2	0	0	0	6	6	1	1	1	4	1	-8	15
3 Chennedy Carter	G	26:27	11	19	1	1	3	4	0	4	4	1	4	0	1	0	-10	26
11 Blake Dietrick		18:47	2	5	1	2	0	0	2	1	3	5	0	0	1	0	5	5
0 Glory Johnson		14:35	1	3	1	2	0	0	1	2	3	1	1	0	1	0	-9	3
33 Kaela Davis		01:05	0	0	0	0	0	0	0	0	0	0	0	0	0	0	0	0
40 Shekinna Stricklen		10:42	1	3	1	2	0	0	0	1	1	1	0	1	1	0	2	3
22 Kalani Brown		01:45	0	1	0	0	0	0	0	0	0	0	0	0	0	0	-5	0
5 Jaylyn Agnew	DNP - Coach's decision																	
20 Brittany Brewer	DNP - Coach's decision																	
200:00			31	75	5	11	12	16	15	30	45	16	16	6	15	3	-5	79
			41.3%		45.5%		75%		TM REB: 4			TOT TO: 15 (14 PTS)						

HOME: LOS ANGELES SPARKS (12-3)

	POS	MIN	FG	FGA	3P	3PA	FT	FTA	OR	DR	TOT	A	PF	ST	TO	BS	+/-	PTS
15 Brittney Sykes	F	23:03	5	8	1	2	4	4	0	4	4	3	3	1	1	1	10	15
30 Nneka Ogumike	F	07:26	2	4	0	0	0	0	1	1	2	0	1	0	1	0	-2	4
3 Candace Parker	C	29:37	4	11	1	2	0	1	1	9	10	7	4	0	3	0	8	9
24 Sydney Wiese	G	21:17	2	3	1	2	0	0	0	0	0	1	0	2	1	0	8	5
12 Chelsea Gray	G	32:14	6	13	0	2	2	2	1	4	5	5	1	1	4	0	5	14
2 Riquna Williams		19:11	4	10	1	5	0	0	0	1	1	1	1	1	1	1	-5	9
4 Te'a Cooper		12:56	3	6	0	0	1	2	0	1	1	0	1	1	1	0	-2	7
10 Tierra Ruffin-Pratt		12:26	1	2	0	0	0	0	0	2	2	0	0	1	0	0	-2	2
33 Seimone Augustus		17:23	4	6	0	1	0	0	0	0	0	0	5	0	0	1	0	8
31 Kristine Anigwe		20:38	4	7	0	0	1	2	3	3	6	2	1	1	1	0	0	9
1 Reshanda Gray		03:49	1	2	0	0	0	0	1	2	3	0	0	0	0	0	5	2
21 Marie Göllich	DNP - Coach's decision																	
200:00			36	72	4	14	8	11	7	27	34	19	17	8	13	3	5	84
			50%		28.6%		72.7%		TM REB: 4			TOT TO: 13 (15 PTS)						

SCORE BY PERIOD	1	2	3	4	FINAL
Dream	19	19	18	23	79
SPARKS	17	20	21	26	84

Inactive: Dream -

Inactive: Sparks -

Points in the Paint: Dream 32 (16/37), SPARKS 42 (21/34) Biggest Lead: Dream 6, SPARKS 7

2nd Chance Points: Dream 24 (9/14), SPARKS 10 (4/8) Lead Changes: 21

Fast Break Points: Dream 8 (4/7), SPARKS 6 (3/4) Times Tied: 13

LOS ANGELES SPARKS HIGHS

Points, Game.....98 vs. IND 6/3
 Points, First Half.....53 vs. PHO 6/16
 Points, Second Half.....50 vs. IND 6/3
 Points, 1Q.....27 vs. PHO 6/16
 Points, 2Q.....32 vs. WAS 6/24
 Points, 3Q.....28 vs. SEA 7/4
 Points, 4Q.....27 vs. IND 6/3
 Points, Overtime..... 9 @ CHI 5/30

Field Goals Made.....37 vs. IND 6/3
 Field Goals Att.....82 vs. LVA 6/30
 Field Goal Percentage.....56.1% vs. IND 6/3
 3FG Made.....14 vs. IND 6/3
 3FG Att.....30 @ DAL 6/1
 3FG Percentage.....58.8% vs. WAS 6/24
 Free Throws Made.....19 @ WAS 6/10
 Free Throws Att.....28 @ WAS 6/10
 FT Percentage.....100% vs. SEA 7/4

Offensive Rebounds...14 vs. PHO 6/17
 Defensive Rebounds....30 vs. IND 8/15
 Total Rebounds.....39 vs. LVA 6/30
 Assists.....20 @ CHI 5/30
 Steals.....17 vs. NYL 6/20
 Turnovers.....19 @ CHI 5/30
 Blocked Shots.....10 @ DAL 6/1
 Personal Fouls.....25 vs. PHO 6/18

OPPONENT HIGHS

Points, Game.....99 vs. LVA 6/30
 Points, First Half.....56 vs. LVA 6/30
 Points, Second Half.....50 vs. DAL 5/14
 Points, 1Q.....29 vs. MIN 7/11
 Points, 2Q.....31 @ LVA 5/21
 Points, 3Q.....26 vs. DAL 5/14
 Points, 4Q.....28 vs. SEA 7/4
 Points, Overtime.....6 @ CHI 5/30

Field Goals Made.....37 vs. LVA 6/30
 Field Goals Att.....81 vs. LVA 6/30
 Field Goal Percentage....55.9% vs. MIN 7/11
 3FG Made.....11 vs. WAS 6/24
 3FG Att.....31 vs. NYL 6/20
 3FG Percentage.....78.3% vs. LVA 7/2
 Free Throws Made.....27 @ LVA 5/21
 Free Throws Att.....32 @ LVA 5/21
 FT Percentage.....100% @ CHI 5/30

LOS ANGELES SPARKS LOWS

-Points, Game.....58 vs. LVA 7/2
 -Points, First Half.....28 @ DAL 6/1
 -Points, Second Half..... 26 vs. IND 8/15
 -Points, 1Q.....9 vs. SEA 7/7
 -Points, 2Q.....7 @ DAL 6/1
 -Points, 3Q.....9 vs. CHI 6/5
 -Points, 4Q.....7 @ MIN 6/10
 -Points, Overtime.....9 @ CHI 5/30

-Field Goals Made..... 21 vs. SEA 7/7
 -Field Goals Att..... 60 vs. MIN 7/11
 -Field Goal Percentage.....32.8% @ WAS 6/10
 -3FG Made.....3 vs. CHI 6/5
 -3FG Att..... 14 vs. PHO 6/18
 -3FG Percentage..... 15.8% vs. CHI 6/5
 -Free Throws Made.....4 vs. PHO 6/16
 -Free Throws Att..... 6 vs. PHO 6/16
 -FT Percentage..... 50.0% vs. NYL 6/20

-Offensive Rebounds.....0 vs. WAS 6/24
 -Defensive Rebounds..... 18 vs. MIN 7/11
 -Total Rebounds..... 24 vs. MIN 7/11
 -Assists..... 8 vs. SEA 7/7
 -Steals..... 3 vs. IND 8/15
 -Turnovers..... 5 vs. PHO 6/16
 -Blocked Shots..... 2 vs. NYL 6/20
 -Personal Fouls..... 13 vs. LVA 6/30

OPPONENT LOWS

-Points, Game.....63 vs. CHI 6/5
 -Points, First Half.....25 vs. IND 6/3
 -Points, Second Half.....24 vs. IND 8/15
 -Points, 1Q.....10 @ CHI 5/30
 -Points, 2Q.....11 vs. IND 6/3
 -Points, 3Q.....8 @ MIN 6/12
 -Points, 4Q.....11 vs. IND 8/15
 -Points, Overtime..... 6 @ CHI 5/30

-Field Goals Made..... 12 @ CHI 5/30
 -Field Goals Att..... 12 @ CHI 5/30
 -Field Goal Percentage.....33.3% vs. IND 8/15
 -3FG Made..... 2 vs. LVA 7/2
 -3FG Att.....11 vs. LVA 7/2
 -3FG Percentage..... 22.2% vs. IND 8/15
 -Free Throws Made..... 11 vs. MIN 7/11
 -Free Throws Att.....12 @ DAL 6/1
 -FT Percentage.....68.8% vs. IND 6/3

2021 TEAM BOX SCORE

Date	Opponent	MINS	FG-A	PCT	3PM-A	PCT	FTM-A	PCT	OFF	DEF	TOI	AST	STL	BLK	TO	PF	PTS
5/14	vs DAL	40:00	28-78	.359	7-27	.259	8-14	.571	6	19	25	15	12	3	15	17	71
5/21	@ LVA	40:00	27-74	.365	5-17	.294	10-15	.667	5	23	28	18	8	1	11	24	69
5/28	@CHI	40:00	26-66	.394	9-19	.474	15-18	.833	9	21	30	17	13	3	20	18	76
5/30	@CHI	45:00	30-73	.411	8-18	.444	14-18	.778	8	25	33	20	11	8	20	19	82
6/1	@DAL	40:00	24-64	.375	10-30	.333	11-12	.917	4	20	24	11	5	10	12	19	69
6/3	vs IND	40:00	37-66	.561	14-28	.500	10-11	.909	2	25	27	14	9	4	8	18	98
6/5	vs CHI	40:00	25-68	.368	3-19	15.8	15-21	.714	9	29	38	13	4	6	11	20	68
6/10	@WAS	40:00	22-67	.328	8-23	.348	19-28	.679	9	22	31	13	6	4	11	19	71
6/12	@MIN	40:00	23-70	.329	8-23	.348	10-12	.833	9	18	27	15	9	5	13	18	64
6/16	vs PHO	40:00	36-80	.450	9-28	.321	4-6	.667	14	21	35	17	3	6	5	23	85
6/18	vs PHO	40:00	25-55	.455	5-16	.313	25-31	.806	4	29	33	13	8	3	12	19	80
6/20	vs NYL	40:00	31-68	.456	6-24	.250	5-10	.500	8	19	27	16	17	2	18	19	73
6/24	vs WAS	40:00	33-64	.516	10-17	.588	13-15	.867	0	22	22	16	8	6	12	18	89
6/26	@PHO	40:00	31-74	.419	6-20	.300	11-15	.733	5	26	31	14	7	3	9	24	79
6/30	vs LVA	40:00	28-82	.341	7-24	.292	12-17	.706	10	29	39	12	9	3	11	13	75
7/2	vs LVA	40:00	22-62	.355	6-21	.286	8-10	.800	5	28	33	12	5	6	13	20	58
7/4	vs SEA	40:00	25-65	.385	7-18	.389	17-17	1.000	7	23	30	18	5	5	12	18	74
7/7	@SEA	40:00	21-59	.356	4-19	.211	16-20	.800	7	21	28	8	11	5	17	19	62
7/11	vs MIN	40:00	22-60	.367	4-15	.267	13-17	.765	6	18	24	14	12	4	15	16	61
8/15	vs IND	40:00	29-66	.439	7-20	.350	10-14	.714	7	30	37	17	3	6	15	24	75
8/17	vs ATL																
8/19	vs ATL																
8/22	@NYL																
8/24	@WAS																
8/26	@CON																
8/28	@CON																
8/31	@IND																
9/2	@MIN																
9/9	vs CON																
9/12	vs SEA																
9/16	@ATL																
9/19	@DAL																
Total	—	805:00	543-1366	.398	142-425	.351	237-312	.760	135	462	597	290	165	92	265	391	1465

2021 TEAM AVERAGES


	G	MPG	PPG	RPG	APG	SPG	BPG	FG%	3FG%	FT%	TO	PF
Sparks	20	40.3	73.3	29.9	14.5	8.3	4.6	39.8	33.4	76.0	13.4	19.6
Opponent	20	40.3	79.4	39.9	16.9	6.5	4.3	42.5	35.3	84.4	18.8	18.4

#1	AMANDA ZAHUI B.	CENTER	6-5	9/8/93	MINNESOTA	7TH SEASON
----	-----------------	--------	-----	--------	-----------	------------

2021 Regular Season Averages:

G-GS	PPG	RPG	APG	SPG	BPG	MPG	FG%	3FG%	FT%
18-15	11.4	6.1	1.0	0.7	1.6	25.9	44.1	31.7	81.5

	2021 Season Highs	Career Highs	Playoff Career Highs
PTS	22, vs LVA 6/30/21	37, @ LAS 6/15/19	2, vs PHO 9/24/16
REB	12, vs LVA 7/2/21	21, @ LVA 8/29/20	2, two times
AST	3, two times	5, two times	—
STL	2, @ CHI 5/28/21	4, vs. MIN 8/5/20	—
BLK	4, vs CHI 6/5/21	6, vs. LAS 6/4/19	1, @ PHO 9/17/15
FGM	9, vs LVA 6/30/21	13, @ LAS 6/15/19	1, vs PHO 9/24/16
3FGM	3, vs PHO 6/16/21	7, @ LAS 6/15/19	—
FTM	4, two times	6, two times	—
MINS	36:20, @ MIN 6/12/21	36:20, @ MIN 6/12/21	6, vs PHO 9/24/16



GAME BY GAME STATS

Date	Opponent	MINS	FG-A	PCI	3PM-A	PCI	FTM-A	PCI	QFF	DEF	TOI	AST	STL	BLK	TO	PF	PTS
5/14	vs DAL	DNP - Back	—	—	—	—	—	—	—	—	—	—	—	—	—	—	—
5/21	@ LVA	DNP - Back	—	—	—	—	—	—	—	—	—	—	—	—	—	—	—
5/28	@CHI	16:24	3-5	.600	2-3	.667	0-0	—	0	2	2	0	2	1	4	3	8
5/30	@CHI	34:59	7-8	.875	2-3	.667	1-1	1.000	0	8	8	0	1	3	3	3	17
6/1	@DAL	21:28	4-9	.444	2-6	.333	0-0	—	1	2	3	2	1	1	3	2	10
6/3	vs IND	24:16	3-9	.333	1-7	.143	0-0	—	0	7	7	2	0	1	1	2	7
6/5	vs CHI	30:53	6-14	.429	0-5	.000	1-2	.500	2	8	10	2	1	4	1	4	13
6/10	@WAS	15:52	3-6	.500	1-2	.500	2-2	1.000	0	4	4	0	0	1	3	3	9
6/12	@MIN	36:20	5-14	.357	2-8	.250	3-4	.750	2	6	8	0	1	1	0	5	15
6/16	vs PHO	34:35	6-19	.316	3-11	.273	0-0	—	0	7	7	0	0	2	0	4	15
6/18	vs PHO	18:59	2-6	.333	1-4	.250	0-0	—	0	6	6	1	1	0	1	6	5
6/20	vs NYL	11:24	2-4	.500	0-1	.000	0-0	—	0	2	2	0	1	0	2	3	4
6/24	vs WAS	34:23	6-13	.462	3-6	.500	2-2	1.000	0	5	5	1	1	3	1	3	17
6/26	@PHO	33:07	4-10	.400	2-4	.500	0-0	—	0	4	4	1	0	0	2	1	10
6/30	vs LVA	29:30	9-20	.450	2-6	.333	2-2	1.000	4	5	9	2	1	2	3	3	22
7/2	vs LVA	30:47	6-16	.375	2-6	.333	0-0	—	4	8	12	0	0	1	1	5	14
7/4	vs SEA	21:08	4-5	.800	0-0	—	0-0	—	1	3	4	3	1	3	2	5	8
7/7	@SEA	29:53	2-6	.333	1-4	.250	4-4	1.000	2	7	9	1	1	2	4	1	9
7/11	vs MIN	20:11	3-7	.429	1-3	.333	3-4	.750	0	1	1	3	1	0	2	3	10
8/15	vs IND	22:50	4-8	.500	1-3	.333	4-6	.667	1	8	9	1	0	3	3	5	13
8/17	vs ATL																
8/19	vs ATL																
8/22	@NYL																
8/24	@WAS																
8/26	@CON																
8/28	@CON																
8/31	@IND																
9/2	@MIN																
9/9	vs CON																
9/12	vs SEA																
9/16	@ATL																
9/19	@DAL																
Total	—	467:36	79-179	.441	26-82	.317	22-27	.815	17	93	110	18	13	28	36	61	206

#2	TE'A COOPER	GUARD	5-8	4/16/97	BAYLOR	2ND SEASON
----	-------------	-------	-----	---------	--------	------------

2021 Regular Season Averages:

G-GS	PPG	RPG	APG	SPG	BPG	MPG	FG%	3FG%	FT%
19-8	9.2	2.1	1.4	0.9	0.2	21.5	37.0	35.7	76.9

	2021 Season Highs	Career Highs	Playoff Career Highs
PTS	26, vs WASH 6/24/21	26, vs WASH 6/24/21	3, vs CON 9/17/20
REB	6, vs LVA 6/30/21	6, @CON 8/28/20	—
AST	4, two times	4, two times	2, vs CON 9/17/20
STL	2, four times	2, three times	1, vs CON 9/17/20
BLK	2, @ MIN 6/12/21	2, @ MIN 6/12/21	—
FGM	10, vs WASH 6/24/21	10, vs WASH 6/24/21	1, vs CON 9/17/20
3FGM	2, four times	3, @NYL 9/8/20	1, vs CON 9/17/20
FTM	6, vs LVA 6/30/21	6, vs LVA 6/30/21	—
MINS	33:57, vs LVA 7/2/21	33:57, vs LVA 7/2/21	20, vs CON 9/17/20



GAME BY GAME STATS

Date	Opponent	MINS	FG-A	PCT	3PM-A	PCT	FTM-A	PCI	QFF	DEF	TOT	AST	STL	BLK	TO	PF	PTS
5/14	vs DAL	17:30	1-10	.100	1-3	.333	1-2	.500	0	2	2	1	2	0	1	2	4
5/21	@ LVA	21:13	2-5	.400	2-3	.667	2-2	1.000	0	1	1	1	1	0	2	3	8
5/28	@CHI	13:40	2-9	.222	0-3	.000	1-2	.500	0	0	0	0	0	0	1	4	5
5/30	@CHI	10:10	0-6	.000	0-0	—	0-0	—	0	3	3	1	1	0	3	0	0
6/1	@DAL	32:50	4-12	.333	0-3	.000	4-4	1.000	0	3	3	4	1	0	0	3	12
6/3	vs IND	17:09	5-8	.625	1-2	.500	4-5	.800	0	1	1	0	0	0	1	3	15
6/5	vs CHI	32:25	4-9	.444	1-4	.250	4-6	.667	0	2	2	0	0	0	2	3	13
6/10	@WAS	21:33	3-14	.214	0-2	.000	5-6	.833	1	2	3	2	2	1	2	2	11
6/12	@MIN	31:24	6-10	.600	2-3	.667	3-3	1.000	0	1	1	2	2	2	4	2	17
6/16	vs PHO	—	—	—	—	—	—	—	—	—	—	—	—	—	—	—	—
6/18	vs PHO	13:42	0-3	.000	0-1	.000	0-0	—	0	2	2	1	1	0	1	1	0
6/20	vs NYL	14:56	1-3	.333	0-0	—	1-2	.500	0	1	1	1	0	0	1	1	3
6/24	vs WAS	26:55	10-15	.667	1-1	.100	5-6	.833	0	3	3	4	2	0	0	2	26
6/26	@PHO	31:01	8-14	.571	2-4	.500	2-2	1.000	0	1	1	2	1	0	3	3	20
6/30	vs LVA	24:38	4-14	.286	1-3	.333	6-10	.600	2	4	6	3	0	0	2	2	15
7/2	vs LVA	33:57	5-11	.455	2-5	.400	0-0	—	0	4	4	1	2	0	3	3	12
7/4	vs SEA	16:54	1-5	.200	1-2	.500	0-0	—	0	1	1	1	0	0	3	0	3
7/7	@SEA	16:24	0-4	.000	0-1	.000	2-2	1.000	0	2	2	1	1	1	2	2	2
7/11	vs MIN	16:12	0-5	.000	0-1	.000	0-0	—	0	1	1	1	1	0	2	1	0
8/15	vs IND	15:29	4-5	.800	1-1	1.000	0-0	—	0	3	3	1	1	0	2	2	9
8/17	vs ATL																
8/19	vs ATL																
8/22	@NYL																
8/24	@WAS																
8/26	@CON																
8/28	@CON																
8/31	@IND																
9/2	@MIN																
9/9	vs CON																
9/12	vs SEA																
9/16	@ATL																
9/19	@DAL																
Total	—	407:54	60-162	.370	15-42	.357	40-52	.769	3	36	39	26	18	4	35	39	175

#7	MARIA VADEEVA	CENTER	6-4	7/16/98	RUSSIA	3RD SEASON
----	---------------	--------	-----	---------	--------	------------

2019 Regular Season Averages:

G-GS	PPG	RPG	APG	SPG	BPG	MPG	FG%	3FG%	FT%
15-1	7.8	3.9	0.7	1.0	0.2	12.0	.490	.313	.769

	2019 Season Highs	Career Highs	Playoff Career Highs
PTS	24, @ LVA 5/26/19	24, @ LVA 5/26/19	2, two times
REB	8, two times	8, two times	4, vs CON 9/22/19
AST	3, two times	3, two times	2, vs SEA 9/15/19
STL	3, vs MIN 8/20/19	3, vs MIN 8/20/19	—
BLK	3, @ LVA 5/26/19	3, two times	1, three times
FGM	11, @ LVA 5/26/19	11, @ LVA 5/26/19	1, two times
3FGM	2, @ LVA 5/26/19	2, two times	—
FTM	4, vs SEA 8/4/19	4, vs SEA 8/4/19	—
MINS	24:12, @ LVA 5/26/19	24:12, @ LVA 5/26/19	13:30 vs CON 9/22/19



GAME BY GAME STATS

[illegible]

#12NIA COFFEYFORWARD6-16/11/95NORTHWESTERN5TH SEASON

2021 Regular Season Averages:

G-GS	PPG	RPG	APG	SPG	BPG	MPG	FG%	3FG%	FT%
20-15	7.4	4.1	1.0	1.0	1.5	26.5	37.8	38.2	66.7

	2021 Season Highs	Career Highs	Playoff Career Highs
PTS	17, @ CHI 5/30/21	23, vs SEA 5/27/18	—
REB	9, vs CHI 6/5/21	12, vs PHO 6/17/18	—
AST	3, vs CHI 6/5/21	6, @ CHI 6/3/18	—
STL	4, @ CHI 5/30/21	4, @ CHI 5/30/21	—
BLK	6, @ DAL 6/1/21	6, @ DAL 6/1/21	—
FGM	6, two times	8, vs SEA 5/27/18	—
3FGM	3, five times	3, five times	—
FTM	4, two times	7, two times	—
MINS	32:58, vs CHI 6/5/21	32:58, vs CHI 6/5/21	—



GAME BY GAME STATS

Date	Opponent	MINS	FG-A	PCT	3PM-A	PCT	FTM-A	PCT	OFF	DEF	TOT	AST	STL	BLK	TQ	PF	PTS
5/14	vs DAL	19:41	4-8	.500	2-4	.500	0-2	.000	2	2	4	1	1	2	4	2	10
5/21	@ LVA	20:43	3-7	.429	1-2	.500	1-2	.500	0	3	3	0	1	0	0	1	8
5/28	@CHI	16:59	3-5	.600	3-4	.750	0-0	—	1	4	5	1	1	1	0	1	9
5/30	@CHI	31:04	6-12	.500	3-5	.600	0-0	—	1	3	4	1	4	2	1	2	17
6/1	@DAL	28:28	3-8	.375	2-5	.400	0-0	—	1	5	6	1	1	6	1	4	8
6/3	vs IND	30:36	4-4	1.000	3-3	1.000	4-5	.800	0	1	1	1	0	2	0	4	13
6/5	vs CHI	32:25	4-11	.364	0-3	.000	2-2	1.000	1	8	9	3	3	2	0	2	10
6/10	@ WAS	20:12	1-8	.125	0-3	.000	3-4	.750	2	2	4	0	0	0	0	2	5
6/12	@ MIN	24:52	3-6	.500	2-4	.500	0-0	—	1	3	4	1	0	2	3	4	8
6/16	vs PHO	24:54	2-5	.400	0-3	.000	0-0	—	0	1	1	0	1	0	0	4	4
6/18	vs PHO	29:15	2-4	.500	1-1	1.000	0-0	—	1	2	3	1	1	0	2	3	5
6/20	vs NYL	32:12	6-13	.462	3-8	.375	0-0	—	0	3	3	1	0	2	4	2	15
6/24	vs WAS	31:19	1-4	.250	1-3	.333	0-0	—	0	1	1	1	1	1	2	2	3
6/26	@ PHO	28:43	2-6	.333	2-4	.500	0-0	—	1	6	7	1	1	0	1	4	6
6/30	vs LVA	26:26	0-4	.000	0-3	.000	0-0	—	0	7	7	1	0	0	0	3	0
7/2	vs LVA	28:18	0-3	.000	0-1	.000	0-0	—	1	6	7	0	2	4	4	3	0
7/4	vs SEA	27:34	4-12	.333	3-6	.500	0-0	—	0	2	2	2	0	1	1	5	11
7/7	@ SEA	30:39	2-11	.182	1-7	1.43	0-0	—	2	5	7	1	2	1	2	5	5
7/11	vs MIN	24:49	1-6	.167	1-4	.250	0-0	—	1	0	1	2	1	2	1	2	6
8/15	vs IND	18:36	3-6	.500	1-3	.333	2-3	.667	0	3	3	0	0	1	0	2	9
8/17	vs ATL																
8/19	vs ATL																
8/22	@ NYL																
8/24	@ WAS																
8/26	@ CON																
8/28	@ CON																
8/31	@ IND																
9/2	@ MIN																
9/9	vs CON																
9/12	vs SEA																
9/16	@ ATL																
9/19	@ DAL																
Total	—	529:14	54-143	.378	29-76	.382	10-15	.667	15	67	82	19	20	29	26	57	150

#13	CHINEY OGWUMIKE	FORWARD/CENTER	6-3	3/21/92	STANFORD	5TH SEASON
-----	-----------------	----------------	-----	---------	----------	------------

2021 Regular Season Averages:

G-GS	PPG	RPG	APG	SPG	BPG	MPG	FG%	3FG%	FT%
3-3	9.0	5.7	2.0	0.7	0.7	27.3	34.5	66.7	71.4

	2021 Season Highs	Career Highs	Playoff Career Highs
PTS	12, vs DAL 5/14/21	30, vs SEA 6/15/18	10, @CON 9/19/19
REB	6, two times	17, vs NY 6/29/14	5, @CON 9/19/19
AST	2, three times	4, vs NY 6/14/19	2, vs SEA 9/15/19
STL	1, two times	4, two times	2, vs PHX 9/23/19
BLK	1, @ CHI 5/28/21	7, vs DAL 7/20/16	2, @CON 9/17/19
FGM	5, vs DAL 5/14/21	13, vs SEA 6/15/18	14 @CON 9/19/19
3FGM	2, vs DAL 5/14/21	2, vs DAL 5/14/21	—
FTM	3, @ LVA 5/21/21	8, two times	—
MINS	30:40, @ LVA 5/21/21	40, two times	19, vs PHO 8/23/18



GAME BY GAME STATS

Date	Opponent	MINS	FG-A	PCT	3PM-A	PCT	FTM-A	PCT	OFF	DEF	TOT	AST	STL	BLK	TO	PF	PTS
5/14	vs DAL	27:11	5-11	.455	2-3	.667	0-0	—	1	5	6	2	1	0	1	4	12
5/21	@ LVA	30:40	4-10	.400	0-0	—	3-5	.600	3	2	5	2	1	0	2	5	11
5/28	@CHI	24:00	1-8	.125	0-0	—	2-2	1.000	2	4	6	2	0	1	3	4	4
5/30	@CHI	DNP - KNEE	—	—	—	—	—	—	—	—	—	—	—	—	—	—	—
6/1	@DAL	DNP - KNEE	—	—	—	—	—	—	—	—	—	—	—	—	—	—	—
6/3	vs IND	DNP - KNEE	—	—	—	—	—	—	—	—	—	—	—	—	—	—	—
6/5	vs CHI	DNP - KNEE	—	—	—	—	—	—	—	—	—	—	—	—	—	—	—
6/10	@WAS	DNP - KNEE	—	—	—	—	—	—	—	—	—	—	—	—	—	—	—
6/12	@MIN	DNP - KNEE	—	—	—	—	—	—	—	—	—	—	—	—	—	—	—
6/16	vs PHO	DNP - KNEE	—	—	—	—	—	—	—	—	—	—	—	—	—	—	—
6/18	vs PHO	DNP - KNEE	—	—	—	—	—	—	—	—	—	—	—	—	—	—	—
6/20	vs NYL	DNP - KNEE	—	—	—	—	—	—	—	—	—	—	—	—	—	—	—
6/24	vs WAS	DNP - KNEE	—	—	—	—	—	—	—	—	—	—	—	—	—	—	—
6/26	@PHO	DNP - KNEE	—	—	—	—	—	—	—	—	—	—	—	—	—	—	—
6/30	vs LVA	DNP - KNEE	—	—	—	—	—	—	—	—	—	—	—	—	—	—	—
7/2	vs LVA	DNP - KNEE	—	—	—	—	—	—	—	—	—	—	—	—	—	—	—
7/4	vs SEA	DNP - KNEE	—	—	—	—	—	—	—	—	—	—	—	—	—	—	—
7/7	@SEA	DNP - KNEE	—	—	—	—	—	—	—	—	—	—	—	—	—	—	—
7/11	vs MIN	DNP - KNEE	—	—	—	—	—	—	—	—	—	—	—	—	—	—	—
8/15	vs IND	DNP - KNEE	—	—	—	—	—	—	—	—	—	—	—	—	—	—	—
8/17	vs ATL																
8/19	vs ATL																
8/22	@NYL																
8/24	@WAS																
8/26	@CON																
8/28	@CON																
8/31	@IND																
9/2	@MIN																
9/9	vs CON																
9/12	vs SEA																
9/16	@ATL																
9/19	@DAL																
Total	—	81:51	10-29	.345	2-3	.667	5-7	.714	6	11	17	6	2	1	6	13	27

2021 Regular Season Averages:

G-GS	PPG	RPG	APG	SPG	BPG	MPG	FG%	3FG%	FT%
6-0	2.8	3.8	0.5	1.0	0.7	17.0	27.3	0.0	83.3

	2021 Season Highs	Career Highs	Playoff Career Highs
PTS	5, vs LVA 7/2/21	7, two times	—
REB	8, vs LVA 7/2/21	8, vs LVA 7/2/21	—
AST	1, three times	4, vs CHI 8/31/20	—
STL	2, three times	2, three times	—
BLK	1, four times	2, @ MIN 8/7/20	—
FGM	2, vs LVA 7/2/21	2, two times	—
3FGM	—	1, four times	—
FTM	2, two times	2, seven times	—
MINS	23:07, vs MIN 7/11/21	20:55, vs LVA 7/2/21	—



GAME BY GAME STATS

Date	Opponent	MINS	FG-A	PGT	3PM-A	PGT	FTM-A	PGT	DEF	DEF	TOT	AST	STL	BLK	TO	PF	PTS
5/14	vs DAL	—	—	—	—	—	—	—	—	—	—	—	—	—	—	—	—
5/21	@ LVA	—	—	—	—	—	—	—	—	—	—	—	—	—	—	—	—
5/28	@CHI	—	—	—	—	—	—	—	—	—	—	—	—	—	—	—	—
5/30	@CHI	—	—	—	—	—	—	—	—	—	—	—	—	—	—	—	—
6/1	@DAL	—	—	—	—	—	—	—	—	—	—	—	—	—	—	—	—
6/3	vs IND	—	—	—	—	—	—	—	—	—	—	—	—	—	—	—	—
6/5	vs CHI	—	—	—	—	—	—	—	—	—	—	—	—	—	—	—	—
6/10	@WAS	—	—	—	—	—	—	—	—	—	—	—	—	—	—	—	—
6/12	@MIN	—	—	—	—	—	—	—	—	—	—	—	—	—	—	—	—
6/16	vs PHO	—	—	—	—	—	—	—	—	—	—	—	—	—	—	—	—
6/18	vs PHO	—	—	—	—	—	—	—	—	—	—	—	—	—	—	—	—
6/20	vs NYL	—	—	—	—	—	—	—	—	—	—	—	—	—	—	—	—
6/24	vs WAS	—	—	—	—	—	—	—	—	—	—	—	—	—	—	—	—
6/26	@PHO	—	—	—	—	—	—	—	—	—	—	—	—	—	—	—	—
6/30	vs LVA	18:47	1-3	.333	0-0	—	2-2	1.000	1	4	5	1	2	1	0	1	4
7/2	vs LVA	20:55	2-7	.286	0-1	.000	1-2	.500	0	4	4	1	0	1	0	5	5
7/4	vs SEA	14:19	1-2	.500	0-0	—	2-2	1.000	0	2	2	1	0	0	1	1	4
7/7	@SEA	11:16	1-3	.333	0-0	—	0-0	—	1	0	1	0	2	1	0	1	2
7/11	vs MIN	23:07	1-3	.333	0-1	.000	0-0	—	1	7	8	0	2	1	1	3	2
8/15	vs IND	13:23	0-4	.000	0-0	—	0-0	—	1	2	3	0	0	0	1	2	0
8/17	vs ATL																
8/19	vs ATL																
8/22	@NYL																
8/24	@WAS																
8/26	@CON																
8/28	@CON																
8/31	@IND																
9/2	@MIN																
9/9	vs CON																
9/12	vs SEA																
9/16	@ATL																
9/19	@DAL																
Total	—	101:47	6-22	.273	0-2	.000	5-6	.833	4	19	23	3	6	4	3	13	17

#15	BRITTNEY SYKES	GUARD	5-9	2/7/94	SYRACUSE	5TH SEASON
-----	----------------	-------	-----	--------	----------	------------

2021 Regular Season Averages:

G-GS	PPG	RPG	APG	SPG	BPG	MPG	FG%	3FG%	FT%
20-8	9.5	4.4	1.9	1.6	0.5	26.8	41.1	18.2	75.9

	2021 Season Highs	Career Highs	Playoff Career Highs
PTS	19, vs SEA 7/4/21	33, vs PHO 9/3/17	17, @WAS 8/31/18
REB	10, vs SEA 7/4/21	13, vs PHO 7/25/17	6, vs WAS 8/28/18
AST	5, vs SEA 7/4/21	7, vs IND 7/1/18	3, vs WAS 9/4/18
STL	7, vs NYL 6/20/21	7, vs NYL 6/20/21	2, two times
BLK	2, @CHI 5/30/21	3, three times	1, vs WAS 8/28/18
FGM	6, three times	12, vs PHO 9/3/17	6, three times
3FGM	2, @ CHI 5/30/21	4, two times	3, two times
FTM	7, vs SEA 7/4/21	12, vs WAS 7/19/17	2, two times
MINS	38:18, vs LVA 7/2/21	38:18, vs LVA 7/2/21	28, @WAS 9/2/18



GAME BY GAME STATS

Date	Opponent	MINS	FG-A	PCI	3PM-A	PCI	FTM-A	PCI	QFF	DEF	TOI	AST	STL	BLK	IQ	PF	PTS
5/14	vs DAL	26:34	2-7	.286	0-4	.000	2-4	.500	0	2	2	3	2	1	1	0	6
5/21	@ LVA	22:33	1-7	.143	0-5	.000	0-0	—	0	2	2	2	0	0	0	1	2
5/28	@CHI	28:22	4-11	.364	1-3	.333	2-2	1.000	2	3	5	3	5	0	3	3	11
5/30	@CHI	25:59	2-6	.333	2-3	.667	0-0	—	2	1	3	2	1	2	2	4	6
6/1	@DAL	25:13	1-6	.167	0-2	.000	4-4	1.000	0	4	4	1	0	1	2	3	6
6/3	vs IND	26:17	4-9	.444	0-1	.000	0-0	—	1	5	6	2	3	0	1	2	8
6/5	vs CHI	20:20	0-3	.000	0-0	—	1-2	.500	0	4	4	2	0	0	0	3	1
6/10	@WAS	21:26	3-8	.375	0-1	.000	4-6	.667	1	2	3	1	0	1	0	1	10
6/12	@MIN	24:36	1-7	.143	0-0	—	0-0	—	2	4	6	4	3	0	0	2	2
6/16	vs PHO	23:24	6-10	.600	0-0	—	2-3	.667	5	4	9	1	1	1	2	2	14
6/18	vs PHO	22:04	5-8	.625	0-0	—	4-5	.800	1	4	5	0	1	0	0	4	14
6/20	vs NYL	30:30	5-10	.500	0-1	.000	0-1	.000	2	2	4	0	7	0	1	2	10
6/24	vs WAS	27:16	5-8	.625	0-0	—	4-4	1.000	0	3	3	2	1	2	1	3	14
6/26	@PHO	31:55	5-13	.385	0-1	.000	1-3	.333	1	5	6	4	3	1	1	3	11
6/30	vs LVA	25:14	5-13	.385	0-1	.000	1-1	1.000	3	3	6	1	1	0	0	0	11
7/2	vs LVA	38:18	2-7	.286	0-1	.000	2-2	1.000	0	1	1	3	0	0	2	2	6
7/4	vs SEA	36:50	6-13	.462	0-0	—	7-7	1.000	1	9	10	5	2	0	1	1	19
7/7	@SEA	20:20	4-7	.571	0-0	—	0-0	—	0	0	0	0	2	0	2	4	8
7/11	vs MIN	30:10	5-11	.455	0-1	.000	4-7	.571	1	0	1	0	0	0	1	2	14
8/15	vs IND	28:50	6-11	.545	1-2	.500	3-3	1.000	3	4	7	2	0	0	0	4	16
8/17	vs ATL																
8/19	vs ATL																
8/22	@NYL																
8/24	@WAS																
8/26	@CON																
8/28	@CON																
8/31	@IND																
9/2	@MIN																
9/9	vs CON																
9/12	vs SEA																
9/16	@ATL																
9/19	@DAL																
Total	—	537:08	72-175	.411	4-21	.182	41-54	.759	25	62	87	38	32	9	20	46	189

#17	ERICA WHEELER	GUARD	5-7	5/2/91	RUTGERS	6TH SEASON
-----	---------------	-------	-----	--------	---------	------------

2021 Regular Season Averages:

G-GS	PPG	RPG	APG	SPG	BPG	MPG	FG%	3FG%	FT%
20-20	13.9	2.9	4.5	1.3	0.2	28.4	41.7	35.7	85.2

	2021 Season Highs	Career Highs	Playoff Career Highs
PTS	22, two times	33, @NYL 8/8/17	10, vs PHO 9/21/16
REB	6, vs NYL 6/20/21	7, three times	3, vs PHO 9/21/16
AST	10, two times	10, two times	3, vs PHO 9/21/16
STL	3, three times	5, vs ATL 7/31/19	—
BLK	2, vs PHO 6/16/21	2, two times	—
FGM	9, two times	12, @NYL 8/8/17	3, vs PHO 9/21/16
3FGM	3, three times	7, @NYL 8/8/17	2, vs PHO 9/21/16
FTM	7, two times	9, vs PHO 6/7/17	2, vs PHO 9/21/16
MINS	35:08, vs SEA 7/4/21	42, vs PHO 6/7/17	25, vs PHO 9/21/16



GAME BY GAME STATS

Date	Opponent	MINS	FG-A	PCI	3PM-A	PCI	FTM-A	PCI	QFF	DEF	TOI	AST	STL	BLK	IQ	PF	PTS
5/14	vs DAL	19:25	2-8	.250	0-3	.000	0-0	—	0	2	2	2	0	0	3	4	4
5/21	@ LVA	19:14	3-6	.500	0-1	.000	0-0	—	0	3	3	1	2	0	2	3	6
5/28	@CHI	25:44	3-5	.500	1-1	1.000	6-7	.857	0	0	0	6	3	0	2	0	13
5/30	@CHI	34:50	6-19	.316	0-1	.000	5-6	.833	0	0	0	7	3	0	5	4	17
6/1	@DAL	22:08	2-12	.167	1-5	.200	0-0	—	0	2	2	0	1	0	2	2	5
6/3	vs IND	24:10	5-9	.556	3-4	.750	1-1	1.000	0	1	1	5	2	0	2	3	14
6/5	vs CHI	34:25	7-13	.538	1-3	.333	7-7	1.000	1	4	5	5	0	0	3	2	22
6/10	@WAS	25:40	3-10	.300	2-4	.500	0-0	-	0	3	3	4	1	0	1	1	8
6/12	@MIN	21:48	3-9	.333	0-0	—	3-4	.750	1	1	2	2	0	0	1	0	9
6/16	vs PHO	30:41	8-17	.471	1-2	.500	1-1	1.000	2	3	5	10	0	2	1	4	18
6/18	vs PHO	29:25	5-14	.357	0-3	.000	7-9	.778	2	3	5	2	0	0	3	3	17
6/20	vs NYL	31:13	9-15	.600	0-1	.000	2-3	.667	1	5	6	10	3	0	4	3	20
6/24	vs WAS	27:54	3-12	.250	1-2	.500	2-2	1.000	0	4	4	3	1	0	2	2	9
6/26	@PHO	32:09	9-19	.474	0-4	.000	3-4	.750	0	3	3	4	2	1	1	5	21
6/30	vs LVA	29:38	5-13	.385	3-5	.600	0-0	—	0	1	1	3	1	0	3	0	13
7/2	vs LVA	34:12	6-14	.429	2-6	.333	1-2	.500	0	4	4	5	1	0	3	1	15
7/4	vs SEA	35:08	6-17	.353	1-3	.333	6-6	1.000	1	3	4	5	2	0	2	3	19
7/7	@SEA	32:56	8-13	.615	1-1	1.000	5-5	1.000	1	0	1	3	1	0	3	3	22
7/11	vs MIN	23:48	6-14	.429	0-1	.000	2-2	1.000	1	2	3	6	2	0	3	2	14
8/15	vs IND	32:55	4-7	.571	3-5	.600	1-2	.500	1	2	3	6	1	0	4	3	12
8/17	vs ATL																
8/19	vs ATL																
8/22	@NYL																
8/24	@WAS																
8/26	@CON																
8/28	@CON																
8/31	@IND																
9/2	@MIN																
9/9	vs CON																
9/12	vs SEA																
9/16	@ATL																
9/19	@DAL																
Total	—	567:49	103-247	.417	20-56	.357	52-61	.852	11	44	55	89	26	3	50	48	278

#20	KRISTI TOLIVER	GUARD	5-7	1/27/87	MARYLAND	12TH SEASON
-----	----------------	-------	-----	---------	----------	-------------

2021 Regular Season Averages:

G-GS	PPG	RPG	APG	SPG	BPG	MPG	FG%	3FG%	FT%
14-14	9.4	1.3	2.8	0.7	0.0	26.9	41.5	34.5	86.7

	2021 Season Highs	Career Highs	Playoff Career Highs
PTS	22, vs IND 6/3/21	43, vs TUL 7/3/15	32, @NYL 9/10/17
REB	4, vs NYL 6/20/21	9, @CON 8/6/13	6, vs PHO 9/23/13
AST	6, vs IND 8/15/21	11, vs IND 8/8/19	10, @CON 10/6/19
STL	3, vs PHO 6/18/21	4, three times	5, @CHI 10/4/16
BLK	—	2, four times	1, four times
FGM	8, vs IND 6/3/21	15, vs TUL 7/3/15	10, @NYL 9/10/17
3FGM	4, @DAL 6/1/21	7, three times	9, @NYL 9/10/17
FTM	3, two times	14, vs TUL 6/20/12	10, vs SAS 9/27/12
MINS	35:01, vs NYL 6/20/21	44, vs TUL 6/8/13	40, 8/31/18



GAME BY GAME STATS

Date	Opponent	MINS	FG-A	FG%	3PM-A	3PT%	FTM-A	FT%	OREB	DEEB	TOT	AST	STL	BLK	TO	PF	PTS
5/14	vs DAL	24:11	4-6	.667	2-4	.500	1-2	.500	0	0	0	2	1	0	3	1	11
5/21	@ LVA	18:14	3-6	.500	1-3	.333	2-2	1.000	0	2	2	5	0	0	2	4	9
5/28	@CHI	22:00	1-1	1.000	0-0	—	3-3	1.000	0	1	1	1	0	0	1	1	5
5/30	@CHI	27:17	0-3	.000	0-2	.000	0-0	—	0	1	1	5	1	0	1	1	0
6/1	@DAL	26:23	5-6	.833	4-5	.800	0-0	—	0	0	0	2	1	0	2	4	14
6/3	vs IND	27:41	8-12	.667	3-7	.429	3-3	1.000	0	2	2	0	0	0	2	2	22
6/5	vs CHI	29:12	2-8	.250	1-2	.500	0-0	—	2	0	2	2	0	0	2	4	5
6/10	@WAS	24:01	1-4	.250	1-3	.333	0-0	-	0	2	2	3	0	0	1	1	3
6/12	@MIN	33:06	5-18	.278	2-6	.333	1-1	1.000	0	0	0	5	1	0	3	3	13
6/16	vs PHO	29:20	7-14	.500	2-6	.333	1-1	1.000	2	0	2	0	0	0	0	3	17
6/18	vs PHO	28:35	3-10	.300	0-2	.000	2-2	1.000	0	1	1	2	3	0	1	1	8
6/20	vs NYL	35:01	6-17	.353	3-12	.250	0-0	—	2	2	4	2	1	0	3	3	15
6/24	vs WAS	23:57	2-4	.500	1-2	.500	0-1	.000	0	1	1	3	1	0	4	0	5
6/26	@PHO	DNP - EYE	—	—	—	—	—	—	—	—	—	—	—	—	—	—	—
6/30	vs LVA	DNP - EYE	—	—	—	—	—	—	—	—	—	—	—	—	—	—	—
7/2	vs LVA	DNP - EYE	—	—	—	—	—	—	—	—	—	—	—	—	—	—	—
7/4	vs SEA	DNP - EYE	—	—	—	—	—	—	—	—	—	—	—	—	—	—	—
7/7	@SEA	DNP - EYE	—	—	—	—	—	—	—	—	—	—	—	—	—	—	—
7/11	vs MIN	DNP - EYE	—	—	—	—	—	—	—	—	—	—	—	—	—	—	—
8/15	vs IND	28:02	2-9	.222	0-4	.000	0-0	—	0	0	0	6	1	0	0	3	4
8/17	vs ATL																
8/19	vs ATL																
8/22	@NYL																
8/24	@WAS																
8/26	@CON																
8/28	@CON																
8/31	@IND																
9/2	@MIN																
9/9	vs CON																
9/12	vs SEA																
9/16	@ATL																
9/19	@DAL																
Total	—	377:02	49-118	.415	20-58	.345	13-15	.867	6	12	18	38	10	0	25	31	131

#22	ARELLA GUIRANTES	GUARD	5-11	10/15/97	RUTGERS	1ST SEASON
-----	------------------	-------	------	----------	---------	------------

2021 Regular Season Averages:

G-GS	PPG	RPG	APG	SPG	BPG	MPG	FG%	3FG%	FT%
16-2	3.1	1.3	0.6	0.4	0.2	10.3	27.4	29.4	83.3

	2021 Season Highs	Career Highs	Playoff Career Highs
PTS	6, @ LVA 5/21/21	6, @ LVA 5/21/21	—
REB	5, @ LVA 5/21/21	5, @ LVA 5/21/21	—
AST	2, two times	2, two times	—
STL	2, two times	2, two times	—
BLK	1, three times	1, three times	—
FGM	2, six times	2, six times	—
3FGM	2, @ WAS 6/10/21	2, @ WAS 6/10/21	—
FTM	2, five times	2, four times	—
MINS	21:19, @ LVA 5/21/21	21:19, @ LVA 5/21/21	—



GAME BY GAME STATS

Date	Opponent	MINS	FG-A	PCT	3PM-A	PCT	FTM-A	PCT	OFF	DEF	TOT	AST	STL	BLK	TQ	PE	PTS
5/14	vs DAL	8:10	2-5	.400	0-2	.000	0-0	—	0	0	0	0	1	0	0	0	4
5/21	@ LVA	21:19	2-9	.222	0-3	.000	2-2	1.000	1	4	5	1	1	0	0	2	6
5/28	@CHI	14:26	2-7	.285	1-1	1.000	0-0	—	1	0	1	2	0	0	0	1	5
5/30	@CHI	5:17	1-2	.500	1-1	1.000	0-0	—	1	1	2	1	0	0	1	0	3
6/1	@DAL	DNP - COACH	—	—	—	—	—	—	—	—	—	—	—	—	—	—	—
6/3	vs IND	19:51	2-6	.333	1-1	1.000	0-0	—	0	2	2	1	2	1	0	0	5
6/5	vs CHI	3:38	0-2	.000	0-0	—	0-0	—	0	1	1	0	0	0	2	1	0
6/10	@WAS	17:01	2-6	.333	2-3	.667	2-4	.500	0	0	0	0	1	1	0	0	8
6/12	@MIN	6:21	0-2	.000	0-0	—	0-0	—	1	1	2	0	0	0	1	1	0
6/16	vs PHO	5:30	0-1	.000	0-0	—	0-0	—	0	0	0	0	0	0	0	1	0
6/18	vs PHO	1:58	1-1	1.000	0-0	—	0-0	—	0	1	1	0	0	0	1	0	2
6/20	vs NYL	DNP - CD	—	—	—	—	—	—	—	—	—	—	—	—	—	—	—
6/24	vs WAS	DNP - CD	—	—	—	—	—	—	—	—	—	—	—	—	—	—	—
6/26	@PHO	8:44	1-4	.250	0-3	.000	2-2	1.000	0	0	0	1	0	0	0	1	4
6/30	vs LVA	16:33	1-8	.125	0-2	.000	0-0	—	0	3	3	0	2	0	1	3	2
7/2	vs LVA	3:48	0-0	—	0-0	—	0-0	—	0	0	0	1	0	0	0	0	0
7/4	vs SEA	DNP - CD	—	—	—	—	—	—	—	—	—	—	—	—	—	—	—
7/7	@SEA	20:33	2-5	.400	0-1	.000	2-2	1.000	1	1	2	2	0	0	0	2	6
7/11	vs MIN	9:50	1-4	.250	0-0	—	2-2	1.000	0	1	1	0	0	1	2	1	4
8/15	vs IND	2:27	0-0	—	0-0	—	0-0	—	0	1	1	0	0	0	0	0	0
8/17	vs ATL																
8/19	vs ATL																
8/22	@NYL																
8/24	@WAS																
8/26	@CON																
8/28	@CON																
8/31	@IND																
9/2	@MIN																
9/9	vs CON																
9/12	vs SEA																
9/16	@ATL																
9/19	@DAL																
Total	—	166:25	17-62	.274	5-17	.294	10-12	.833	5	16	21	9	7	3	8	13	49

2021 Regular Season Averages:

G-GS	PPG	RPG	APG	SPG	BPG	MPG	FG%	3FG%	FT%
6-6	15.7	7.0	1.2	0.5	0.5	29.8	55.6	28.6	80.0

	2021 Season Highs	Career Highs	Playoff Career Highs
PTS	21, @ CHI 5/30/21	38, vs ATL 6/30/16	27, vs CHI 9/28/16
REB	9, two times	20, @ IND 7/12/12	14, vs PHO 9/19/13
AST	3, @ LVA 5/21/21	8, two times	6, vs CHI 9/28/16
STL	2, @ CHI 5/28/21	6, two times	4, @ CHI 10/4/16
BLK	2, vs IND 8/15/21	5, vs ATL 6/30/16	3, @ CHI 10/4/16
FGM	9, @ LVA 5/21/21	13, two times	11, vs CHI 9/28/16
3FGM	1, two times	5, vs WAS 7/7/19	2, vs MIN 10/14/16
FTM	7, @ CHI 5/30/21	14, vs WAS 9/3/15	7, two times
MINS	39:23, @ CHI 5/30/21	46:59, @ CHI 8/18/17	37:59, @ MIN 1 9/18/15



GAME BY GAME STATS

Date	Opponent	MINS	FG-A	FG%	3PM-A	3P%	FTM-A	FT%	ORE	DEFF	TOI	AST	STL	BLK	IQ	PF	PTS
5/14	vs DAL	26:20	8-14	.571	0-0	—	2-2	1.000	3	5	8	0	0	0	1	0	18
5/21	@ LVA	28:15	9-17	.529	1-2	.500	0-0	—	0	5	5	3	1	0	1	3	19
5/28	@CHI	28:54	6-11	.545	1-3	.333	1-2	.500	3	6	9	2	2	0	3	0	14
5/30	@CHI	39:23	7-11	.636	0-1	.000	7-9	.778	2	7	9	1	0	0	3	3	21
6/1	@DAL	25:01	4-5	.800	0-0	—	2-2	1.000	1	3	4	0	0	1	1	0	10
6/3	vs IND	DNP - KNEE	—	—	—	—	—	—	—	—	—	—	—	—	—	—	—
6/5	vs CHI	DNP - KNEE	—	—	—	—	—	—	—	—	—	—	—	—	—	—	—
6/10	@WAS	DNP - KNEE	—	—	—	—	—	—	—	—	—	—	—	—	—	—	—
6/12	@MIN	DNP - KNEE	—	—	—	—	—	—	—	—	—	—	—	—	—	—	—
6/16	vs PHO	DNP - KNEE	—	—	—	—	—	—	—	—	—	—	—	—	—	—	—
6/18	vs PHO	DNP - KNEE	—	—	—	—	—	—	—	—	—	—	—	—	—	—	—
6/20	vs NYL	DNP - KNEE	—	—	—	—	—	—	—	—	—	—	—	—	—	—	—
6/24	vs WAS	DNP - KNEE	—	—	—	—	—	—	—	—	—	—	—	—	—	—	—
6/26	@PHO	DNP - KNEE	—	—	—	—	—	—	—	—	—	—	—	—	—	—	—
6/30	vs LVA	DNP - KNEE	—	—	—	—	—	—	—	—	—	—	—	—	—	—	—
7/2	vs LVA	DNP - KNEE	—	—	—	—	—	—	—	—	—	—	—	—	—	—	—
7/4	vs SEA	DNP - KNEE	—	—	—	—	—	—	—	—	—	—	—	—	—	—	—
7/7	@SEA	DNP - KNEE	—	—	—	—	—	—	—	—	—	—	—	—	—	—	—
7/11	vs MIN	DNP - KNEE	—	—	—	—	—	—	—	—	—	—	—	—	—	—	—
8/15	vs IND	30:59	6-14	.429	0-1	.000	0-0	—	1	6	7	1	0	2	3	1	12
8/17	vs ATL																
8/19	vs ATL																
8/22	@NYL																
8/24	@WAS																
8/26	@CON																
8/28	@CON																
8/31	@IND																
9/2	@MIN																
9/9	vs CON																
9/12	vs SEA																
9/16	@ATL																
9/19	@DAL																
Total	—	179:52	40-72	.556	2-7	.286	12-15	.800	10	32	42	7	3	3	12	7	94

#40	JASMINE WALKER	FORWARD	6-3	2/3/98	ALABAMA	1ST SEASON
-----	----------------	---------	-----	--------	---------	------------

2021 Regular Season Averages:

G-GS	PPG	RPG	APG	SPG	BPG	MPG	FG%	3FG%	FT%
2-0	0.0	0.5	1.0	1.0	0.5	10.0	0.0	0.0	0.0

	2021 Season Highs	Career Highs	Playoff Career Highs
PTS	—	—	—
REB	1, vs DAL 5/14/21	1, vs DAL 5/14/21	—
AST	2, vs DAL 5/14/21	2, vs DAL 5/14/21	—
STL	2, vs DAL 5/14/21	2, vs DAL 5/14/21	—
BLK	1, @ LVA 5/21/21	1, @ LVA 5/21/21	—
FGM	—	—	—
3FGM	—	—	—
FTM	—	—	—
MINS	17:22, vs DAL 5/14/21	17:22, vs DAL 5/14/21	—



GAME BY GAME STATS

Date	Opponent	MINS	FG-A	PGT	3PM-A	PGT	FTM-A	PGT	QFF	DEF	TOT	AST	STL	BLK	TO	PF	PTS
5/14	vs DAL	17:22	0-4	.000	0-3	.000	0-0	—	0	1	1	2	2	0	1	1	0
5/21	@ LVA	2:36	0-1	.000	0-1	.000	0-2	.000	0	0	0	0	0	1	0	0	0
5/28	@CHI	DNP - KNEE	-	-	-	-	-	-	-	-	-	-	-	-	-	-	-
5/30	@CHI	DNP - KNEE	—	—	—	—	—	—	—	—	—	—	—	—	—	—	—
6/1	@DAL	DNP - KNEE	—	—	—	—	—	—	—	—	—	—	—	—	—	—	—
6/3	vs IND	DNP - KNEE	—	—	—	—	—	—	—	—	—	—	—	—	—	—	—
6/5	vs CHI	DNP - KNEE	—	—	—	—	—	—	—	—	—	—	—	—	—	—	—
6/10	@WAS	DNP - KNEE	—	—	—	—	—	—	—	—	—	—	—	—	—	—	—
6/12	@MIN	DNP - KNEE	—	—	—	—	—	—	—	—	—	—	—	—	—	—	—
6/16	vs PHO	DNP - KNEE	—	—	—	—	—	—	—	—	—	—	—	—	—	—	—
6/18	vs PHO	DNP - KNEE	—	—	—	—	—	—	—	—	—	—	—	—	—	—	—
6/20	vs NYL	DNP - KNEE	—	—	—	—	—	—	—	—	—	—	—	—	—	—	—
6/24	vs WAS	DNP - KNEE	—	—	—	—	—	—	—	—	—	—	—	—	—	—	—
6/26	@PHO	DNP - KNEE	—	—	—	—	—	—	—	—	—	—	—	—	—	—	—
6/30	vs LVA	DNP - KNEE	—	—	—	—	—	—	—	—	—	—	—	—	—	—	—
7/2	vs LVA	DNP - KNEE	—	—	—	—	—	—	—	—	—	—	—	—	—	—	—
7/4	vs SEA	DNP - KNEE	—	—	—	—	—	—	—	—	—	—	—	—	—	—	—
7/7	@SEA	DNP - KNEE	—	—	—	—	—	—	—	—	—	—	—	—	—	—	—
7/11	vs MIN	DNP - KNEE	—	—	—	—	—	—	—	—	—	—	—	—	—	—	—
8/15	vs IND	DNP - KNEE	—	—	—	—	—	—	—	—	—	—	—	—	—	—	—
8/17	vs ATL																
8/19	vs ATL																
8/22	@NYL																
8/24	@WAS																
8/26	@CON																
8/28	@CON																
8/31	@IND																
9/2	@MIN																
9/9	vs CON																
9/12	vs SEA																
9/16	@ATL																
9/19	@DAL																
Total	—	19:58	0-5	.000	0-4	.000	0-2	.000	0	1	1	2	2	1	1	1	0

#44	KARLIE SAMUELSON	GUARD	6-0	5/10/95	STANFORD	3RD SEASON
-----	------------------	-------	-----	---------	----------	------------

2021 Regular Season Averages:

G-GS	PPG	RPG	APG	SPG	BPG	MPG	FG%	3FG%	FT%
11-3	3.8	2.3	0.8	0.6	0.0	15.8	38.2	47.8	71.4

	2021 Season Highs	Career Highs	Playoff Career Highs
PTS	13, vs WAS 6/24/21	13, vs WAS 6/24/21	—
REB	6, @ SEA 7/7/21	6, @ SEA 7/7/21	1, @ WAS 8/23/18
AST	2, vs MIN 7/11/21	3, @ ATL 7/23/19	—
STL	3, vs MIN 7/11/21	3, vs MIN 7/11/21	—
BLK	—	2, two times	—
FGM	5, vs WAS 6/24/21	5, vs WAS 6/24/21	—
3FGM	3, vs WAS 6/24/21	3, vs WAS 6/24/21	—
FTM	3, @ SEA 7/7/21	3, @ SEA 7/7/21	—
MINS	31:07, vs SEA 7/4/21	31:07, vs SEA 7/4/21	2:30, @ WAS 8/23/18



GAME BY GAME STATS

Date	Opponent	MINS	FG-A	PGT	3PM-A	PGT	FTM-A	PGT	QFF	DEF	TQT	AST	STL	BLK	TO	PF	PTS
5/14	vs DAL	—	—	—	—	—	—	—	—	—	—	—	—	—	—	—	—
5/21	@ LVA	—	—	—	—	—	—	—	—	—	—	—	—	—	—	—	—
5/28	@CHI	—	—	—	—	—	—	—	—	—	—	—	—	—	—	—	—
5/30	@CHI	—	—	—	—	—	—	—	—	—	—	—	—	—	—	—	—
6/1	@DAL	—	—	—	—	—	—	—	—	—	—	—	—	—	—	—	—
6/3	vs IND	—	—	—	—	—	—	—	—	—	—	—	—	—	—	—	—
6/5	vs CHI	—	—	—	—	—	—	—	—	—	—	—	—	—	—	—	—
6/10	@WAS	9:32	1-2	.500	1-2	.500	0-0	—	0	1	1	1	1	0	1	3	3
6/12	@MIN	DNP - CD	—	—	—	—	—	—	—	—	—	—	—	—	—	—	—
6/16	vs PHO	13:23	1-3	.333	1-2	.500	0-0	—	1	2	3	1	0	0	0	1	3
6/18	vs PHO	1:58	0-0	—	0-0	—	0-0	—	0	0	0	1	0	0	0	0	0
6/20	vs NYL	20:00	0-2	.000	0-1	.000	0-0	—	1	1	2	1	1	0	0	3	0
6/24	vs WAS	16:26	5-5	1.000	3-3	1.000	0-0	—	0	2	2	1	0	0	0	3	13
6/26	@PHO	16:29	0-1	.000	0-0	—	0-0	—	0	1	1	1	0	0	0	4	0
6/30	vs LVA	14:11	1-3	.333	1-3	.333	0-0	—	0	2	2	0	0	0	1	1	3
7/2	vs LVA	DNP	—	—	—	—	—	—	—	—	—	—	—	—	—	—	—
7/4	vs SEA	31:07	2-8	.250	2-6	.333	0-0	—	1	2	3	1	0	0	0	2	6
7/7	@SEA	21:26	1-5	.200	1-3	.333	3-5	.600	0	6	6	0	2	0	1	0	6
7/11	vs MIN	23:25	2-3	.667	2-3	.667	2-2	1.000	0	4	4	2	3	0	0	1	8
8/15	vs IND	6:26	0-2	.000	0-1	.000	0-0	—	0	1	1	0	0	0	2	2	0
8/17	vs ATL																
8/19	vs ATL																
8/22	@NYL																
8/24	@WAS																
8/26	@CON																
8/28	@CON																
8/31	@IND																
9/2	@MIN																
9/9	vs CON																
9/12	vs SEA																
9/16	@ATL																
9/19	@DAL																
Total	—	174:23	13-34	.382	11-23	.478	5-7	.714	3	22	25	9	7	0	5	20	42