

LOS ANGELES SPARKS 2021 GAME NOTES



Indiana Fever (4-16) at Los Angeles Sparks (6-13)

August 15, 2021

Staples Center | 6:00 p.m. (PT)

Spectrum SportsNet | #WeAreWomen Game



REGULAR SEASON SCHEDULE

Date	Opponent	Time/Result	Record
5/14	DALLAS	L, 94-71	0-1
5/21	at Las Vegas	L, 97-69	0-2
5/28	at Chicago	W, 76-61	1-2
5/30	at Chicago	W, 82-79 OT	2-2
6/1	at Dallas	L, 79-69	2-3
6/3	INDIANA	W, 98-63	3-3
6/5	CHICAGO	W, 68-63	4-3
6/10	at Washington	L, 89-71	4-4
6/12	at Minnesota	L, 80-64	4-5
6/16	PHOENIX	W, 85-80	5-5
6/18	PHOENIX	L, 80-66	5-6
6/20	NEW YORK	L, 76-73	5-7
6/24	WASHINGTON	W, 89-82	6-7
6/27	at Phoenix	L, 88-79	6-8
6/30	LAS VEGAS	L, 99-75	6-9
7/2	LAS VEGAS	L, 66-58	6-10
7/4	SEATTLE	L, 84-74	6-11
7/7	at Seattle	L, 71-62	6-12
7/11	MINNESOTA	L, 86-61	6-13
8/15	INDIANA	6:00 pm	—
8/17	ATLANTA	7:30 pm	—
8/19	ATLANTA	7:30 pm	—
8/22	at New York	11:00 am	—
8/24	at Washington	4:00 pm	—
8/26	at Connecticut	4:00 pm	—
8/28	at Connecticut	4:00 pm	—
8/31	at Indiana	4:00 pm	—
9/2	at Minnesota	5:00 pm	—
9/9	CONNECTICUT	7:30 pm	—
9/12	SEATTLE	6:00 pm	—
9/16	at Atlanta	4:00 pm	—
9/19	at Dallas	2:00 pm	—

*all times listed are Pacific Standard Time

PLAYER UPDATES

NUM.	PLAYER	UPDATE
40	Jasmine Walker	Out (right knee)
13	Chiney Ogwumike	Out (right knee)

CONTACT INFORMATION

Eli Horowitz

Director, Public Relations and Communications
ehorowitz@la-sparks.com
(847) 644-9932



@LA_Sparks



@LASparks

Natalie Gilmore

Coordinator, Public Relations and Communications
ngilmore@la-sparks.com

PROBABLE STARTERS

G	17	ERICA WHEELER			5'7"	6TH SEASON									
GP/GS	19/19	PPG	14.0	RPG	2.8	APG	4.4	SPG	1.3	FG%	41.3	3FG%	33.3	MPG	28.2
G	20	KRISTI TOLIVER			5'7"	12TH SEASON									
GP/GS	13/13	PPG	9.8	RPG	1.4	APG	2.5	SPG	0.7	FG%	43.1	3FG%	37.0	MPG	26.8
G	15	BRITTNEY SYKES			5'9"	5TH SEASON									
GP/GS	19/7	PPG	9.1	RPG	4.2	APG	1.9	SPG	1.7	FG%	40.2	3FG%	15.0	MPG	26.7
F	30	NNEKA OGWUMIKE			6'2"	10TH SEASON									
GP/GS	5/5	PPG	16.4	RPG	7.0	APG	1.2	SPG	0.6	FG%	58.6	3FG%	33.3	MPG	29.6
C	1	AMANDA ZAHUI B.			6'5"	7TH SEASON									
GP/GS	17/14	PPG	11.4	RPG	5.9	APG	1.0	SPG	0.8	FG%	43.9	3FG%	31.6	MPG	26.1

MATCHUP NOTES

The Los Angeles Sparks face off against the Indiana Fever on Sunday, August 15 for their first WNBA game since the start of the Olympic Break. The Sparks will feature the return of 2016 WNBA Most Valuable Player Nneka Ogumike and two-time WNBA Champion Kristi Toliver. The last time these two teams played, the Sparks defeated the Fever 98-63 on June 3. Toliver (22), Te'a Cooper (15), Erica Wheeler (14), and Nia Coffey (13) combined for 64 of the Sparks total points. The Sparks most recently lost 86-61 to the Minnesota Lynx just before the Olympic break. The Indiana Fever most recently defeated the Atlanta Dream 79-68. Fever center Teaira McCowan led the way with 21 points and 14 rebounds.

The Sparks return to Staples for the first time since Sept. 15, 2019. The Sparks have won 15 consecutive regular season games at Staples Center.

Fever Probable Starters

C Teaira McCowan
F Jessica Breland
F Tiffany Mitchell
G Kelsey Mitchell
G Daniel Robinson

Head Coach: Marianne Stanley

MILESTONE WATCH

PLAYER	MILESTONE (CURRENT)
Nneka Ogumike	4500 points (4401)
	2100 rebounds (2056)
	600 assists (504)
	200 blocks (177)
	500 steals (408)
Kristi Toliver	4500 points (4318)
	800 rebounds (804)
	1300 assists (1237)
	400 steals (317)
Chiney Ogumike	1800 points (1676)
	1000 rebounds (913)
	150 blocks (113)

ASSOCIATED PRESS POWER POLL

Week 10	Total Points	High	Low
1 Seattle (12)	164	1	4
2 Las Vegas (2)	154	1	3
3 Connecticut	140	2	4
4 Minnesota	130	3	4
5 Chicago	106	5	6
6 Phoenix	98	5	8
7 New York	73	6	9
7 Washington	73	5	9
9 Dallas	69	6	10
10 Atlanta	33	10	12
11 Indiana	27	9	12
12 Los Angeles	25	10	12

LASparks.com

@LA_Sparks

RETURN TO STAPLES

The Sparks return to Staples for the first time since Sept. 15, 2019. The Sparks have won 15 consecutive regular season games at Staples Center.

3 IN THE BOOTH

The Sparks will have three broadcasters in the booth Sunday including PXP Rahshaun Haylock and Analysts Ros Gold-Onwude and Allie Clifton, making her debut as Sparks analyst. Clifton will call the next three home games with Haylock, before Gold-Onwude and Haylock call the final home game for Fan Appreciation Night.

#WEAREWOMEN PRESENTED BY EQUITRUST AND SUPPORTED BY CHANSON COSMETICS

#WeAreWomen presented by Equitrust and supported by Chanson Cosmetics is a campaign started by the LA Sparks in 2015 to recognize women and girls in the Los Angeles community who advance the franchise's goal of empowering women. The campaign features quarterly events, a themed Sparks game, and the Woman of the Year Award, the campaign's signature event.

SLIM

In June, [Brittney Sykes](#) scored in double figures in at least six straight games for the first time since 2017. On July 4, she re-recorded her third career double-double, scoring 19 points and collecting 10 rebounds. Sykes is fourth in steals per game in the WNBA averaging 1.7 and eighth in rebounds per game among Guards, averaging 4.2.

EWHEEZY

[Erica Wheeler](#) leads the league in clutch points per game (4.0), is top 10 in assists per game (4.4) and had her first two career double-doubles with 18 points and 10 assists on June 16, and 20 points and 10 assists against New York on June 20.

LE BLEUS TAKE HOME BRONZE

[Gabby Williams](#) earned a Bronze Medal at the Tokyo Olympics as a member of the French women's national basketball team. Williams averaged 10.7 points and 6.2 rebounds per game. She finished second overall in steals per game (2.8) and eighth overall in assists per game (4.5). She led France in points (17) and rebounds (8), and co-lead her team in assists (4), and blocks (1) in the Bronze Medal Game against Serbia. She shot 66.7% from the field to lead all players in the game. Williams was the Sparks lone Olympic representative in Tokyo.

*Stats as of August 14, 2021

2021 LOS ANGELES SPARKS ROSTER

NUM.	PLAYER	POS.	HT.	YRS OF EXP.	DOB	COLLEGE
1	Amanda Zahui B.	C	6'5"	6	09/8/93	Minnesota
2	Te'a Cooper	G	5'8"	1	04/16/97	Baylor
7	Maria Vadeeva	C	6'4"	2	07/16/98	Russia
12	Nia Coffey	F	6'1"	4	06/11/95	Northwestern
13	Chiney Ogumike	F/C	6'3"	4	03/21/92	Stanford
14	Lauren Cox	F	6'4'	1	04/20/98	Baylor
15	Brittney Sykes	G	5'9"	4	02/07/94	Syracuse
17	Erica Wheeler	G	5'7"	5	05/2/91	Rutgers
20	Kristi Toliver	G	5'7"	11	01/27/87	Maryland
22	Arella Guirantes	G	5'11"	R	10/15/97	Rutgers
30	Nneka Ogumike	F	6'2"	9	07/02/90	Stanford
40	Jasmine Walker	F	6'3"	R	02/03/98	Alabama
44	Karlie Samuelson	G	6'0"	2	05/10/1995	Stanford

COACHING STAFF

Coaching Staff:

Head Coach Derek Fisher
Assistant Coach Fred Williams
Assistant Coach Latricia Trammell
Assistant Coach Seimone Augustus

PRONOUNCIATION CHART


PLAYER/COACH

Te'a Cooper
Nneka Ogumike
Chiney Ogumike
Nia Coffey
Amanda Zahui B.
Arella Guirantes
Asst. Coach Seimone Augustus
Asst. Coach Latricia Trammell

PRONOUNCIATION

TAY-uh
NECK-uh Oh-gwoo-muh-kay
CHIN-ay Oh-gwoo-muh-kay
Knee-uh
Zow-ee-bee
uh-REL-uh giH-RAHN-tez
suh-MOAN
TRAM-uhl


2021 LA SPARKS ROSTER




Position: C
Height: 6'5"
DOB: 9/8/1993
College: Minnesota



Position: G
Height: 5'8"
DOB: 4/16/1997
College: Baylor



Position: C
Height: 6'4"
DOB: 7/16/1998
College: Russia



Position: F
Height: 6'1"
DOB: 6/11/1995
College: Northwestern




Position: F/C
Height: 6'3"
DOB: 3/21/1992
College: Stanford




Position: F
Height: 6'4"
DOB: 4/20/1998
College: Baylor



Position: G
Height: 5'9"
DOB: 2/7/1994
College: Syracuse




Position: G
Height: 5'7"
DOB: 5/2/1991
College: Rutgers




Position: G
Height: 5'7"
DOB: 1/27/1987
College: Maryland




Position: G
Height: 5'11"
DOB: 10/15/1997
College: Rutgers



Position: F
Height: 6'2"
DOB: 7/2/1990
College: Stanford



Position: F
Height: 6'3"
DOB: 2/3/1998
College: Alabama



Position: G
Height: 6'
DOB: 5/10/1995
College: Stanford

COACHING STAFF




HEAD COACH



ASSISTANT COACH



ASSISTANT COACH



ASSISTANT COACH



**DIRECTOR OF
SPORTS MEDICINE/
HEAD ATHLETIC
TRAINER**



**PLAYER
DEVELOPMENT
COACH**

Sparks Head Into Olympic Break Following Loss to Minnesota Lynx

The Los Angeles Sparks closed out the first half of the season against the Minnesota Lynx in their final game at the Los Angeles Convention Center, falling 86-61. Lynx forward and 2021 Olympian Napheesa Collier led the game with 27 points and seven rebounds. Sparks guards Brittney Sykes and Erica Wheeler had 14 apiece, while center Lauren Cox had a career-high eight rebounds in a career-high 23 minutes.



Los Angeles (2001, 2002, 2016) and Minnesota (2011, 2013, 2015, 2017) share seven WNBA titles and one of the most storied rivalries in league history. Sparks Assistant Coach Seimone Augustus won four titles with the Lynx and played for the Sparks during the 2020 Bubble Season. She retired in May 2021, immediately became a coach, and is remembered as one of the best players in the history of professional basketball.

A history and rivalry defined by intense, physical basketball and hard-nosed defense, Sunday was no different, as the two sides exchanged technicals, flagrant, and played inspired, demanding basketball.

Sparks center Amanda Zahui B. was honored pre-game as the winner of the WNBA Cares Community Assist Award for the month of May. Zahui B. has regularly given back to her community throughout her WNBA career. When asked about the accomplishment, Zahui B. said she prefers to fly under the radar when giving back. The star makes an impact, and expects nothing in return.

The Sparks went on a 24-14 run from the end of the first quarter to the beginning of the third, cutting a 16-point deficit to six at 43-37 with 8:30 remaining in the quarter. Sparks forward Brittney Sykes also knocked down a falling-away jumper at the first half buzzer and two Euro step-layups to keep Los Angeles in the game. Sykes ended up with 10 points, her tenth time in double-figures this season.

Despite the run, Minnesota gained control of the game, and never let it go. Collier had 15 second-half points to go along with a team high seven boards. The Lynx held the Sparks to just 30 second half points on 36.7% shooting. The short-handed Sparks stayed the course, and still kept the Lynx at bay for chunks of the game. The Sparks were again missing Nneka Ogwumike (left knee), Chiney Ogwumike (right knee), Kristi Toliver (eye), Maria Vadeeva (overseas), and Jasmine Walker (right knee). Those five players missed 73 out of 95 possible appearances through the first 19 games.

It was an unprecedented start to the 2021 season between the injuries and the team being uprooted from their home at Staples Center. Despite everything, Los Angeles heads into the Olympic Break optimistic with the expected return of the Ogwumike sisters, Kristi Toliver and Maria Vadeeva, the continued development of young players in Te'a Cooper, Lauren Cox, and Arella Guirantes, and the strong first-half play of Erica Wheeler, Brittney Sykes and Amanda Zahui B.

The team now pauses for the Olympic Break and returns to action on Aug. 15 at Staples Center against the Indiana Fever at 6 p.m. PT.

"I think overall we've just started to develop the grit that it takes to win at the highest level." Sparks Head Coach Derek Fisher said. "I think every player that's here has it, or they wouldn't be here, but there's a team level of grit that we have to develop and keep working on and I think we started scratching the surface on that."

Los Angeles Highlights:

- Amanda Zahui B. was awarded the May WNBA Cares Community Assist Award presented by State Farm.
- Three Sparks scored in double-figures: Erica Wheeler (14), Brittney Sykes (14), and Amanda Zahui B. (10)
- Erica Wheeler led all Sparks with 6 assists.
- Lauren Cox corralled a career-high 8 rebounds in a career-high 23 minutes

MOST RECENT GAME - BOX SCORE

WOMEN'S NATIONAL BASKETBALL ASSOCIATION

OFFICIAL SCORER'S REPORT FINAL BOX

Sunday, July 11, 2021 Los Angeles Convention Center, Los Angeles, CA
Officials: #13 Cheryl Flores, #10 Ashley Gloss, #77 Jenna Reneau

Game Duration: 2:00
Attendance: 892

VISITOR: Minnesota Lynx (12-7)

	POS	MIN	FG	FGA	3P	3PA	FT	FTA	OR	DR	TOT	A	PF	ST	TO	BS	+/-	PTS
24 Napheesa Collier	F	36:40	11	17	1	2	4	5	2	5	7	2	2	2	3	0	29	27
12 Damiris Dantas	F	31:26	3	4	2	3	0	0	0	8	8	5	2	0	5	1	22	8
34 Sylvia Fowles	C	26:14	5	7	0	0	0	0	0	7	7	0	3	2	1	3	12	10
21 Kayla McBride	G	32:41	3	9	2	6	1	1	0	3	3	3	4	1	2	0	32	9
7 Layshia Clarendon	G	26:54	4	6	1	1	5	6	1	2	3	8	3	0	5	0	27	14
10 Jessica Shepard		13:05	2	5	0	1	1	3	5	2	7	5	2	0	1	0	10	5
15 Rachel Banham		14:06	1	3	1	2	0	0	0	0	0	3	2	0	0	0	-6	3
6 Bridget Carleton		16:34	4	8	2	4	0	0	0	2	2	0	2	1	1	0	-1	10
1 Natasha Mack		02:20	0	0	0	0	0	0	0	0	0	0	0	0	0	0	0	0
		200:00	33	59	9	19	11	15	8	29	37	26	20	6	18	4	25	86
			55.9%		47.4%		73.3%			TM REB: 7							TOT TO: 18 (13 PTS)	

HOME: LOS ANGELES SPARKS (6-13)

	POS	MIN	FG	FGA	3P	3PA	FT	FTA	OR	DR	TOT	A	PF	ST	TO	BS	+/-	PTS
32 Bria Holmes	F	28:28	3	7	0	1	0	0	2	2	4	0	1	2	3	0	-19	6
12 Nia Coffey	F	24:49	1	6	1	4	0	0	1	0	1	2	2	1	1	2	-19	3
1 Amanda Zahui B	C	20:11	3	7	1	3	3	4	0	1	1	3	3	1	2	0	-16	10
15 Brittney Sykes	G	30:10	5	11	0	1	4	7	1	0	1	0	2	0	1	0	-27	14
17 Erica Wheeler	G	23:48	6	14	0	1	2	2	1	2	3	6	2	2	3	0	-8	14
14 Lauren Cox		23:07	1	3	0	1	0	0	1	7	8	0	3	2	1	1	-15	2
2 Te'a Cooper		16:12	0	5	0	1	0	0	0	1	1	1	1	1	2	0	-17	0
22 Arella Guirantes		09:50	1	4	0	0	2	2	0	1	1	0	1	0	2	1	2	4
44 Karlie Samuelson		23:25	2	3	2	3	2	2	0	4	4	2	1	3	0	0	-6	8
		200:00	22	60	4	15	13	17	6	18	24	14	16	12	15	4	-25	61
			36.7%		26.7%		76.5%			TM REB: 4							TOT TO: 15 (20 PTS)	

SCORE BY PERIOD	1	2	3	4	FINAL
Lynx	29	14	21	22	86
SPARKS	13	18	18	12	61

Inactive: Lynx - Achonwa (Injury/Illness - Right MCL strain), Dangerfield (Injury/Illness - Shoulder), Davis (Injury/Illness - Left foot stress fracture), Powers (Injury/Illness - Right UCL tear)

Inactive: Sparks - Ogwumike (Injury/Illness - Right knee), Ogwumike (Injury/Illness - Left knee), Toliver (Injury/Illness - Eye), Walker (Injury/Illness - Right knee)

Points in the Paint: Lynx 44 (22/34), SPARKS 30 (15/36)

2nd Chance Points: Lynx 13 (5/7), SPARKS 8 (4/7)

Fast Break Points: Lynx 5 (2/3), SPARKS 7 (3/8)

Biggest Lead: Lynx 28, SPARKS 2

Lead Changes: 1

Times Tied: 1

Technical fouls - Individual

Lynx (1): Reeve 5:31 3rd

SPARKS (2): Wheeler 8:43 2nd , Holmes 4:00 3rd

Flagrant Fouls

Lynx (1): 0:01 2nd Dantas-FLG1

SPARKS (0): NONE

WOMEN'S NATIONAL BASKETBALL ASSOCIATION

OFFICIAL SCORER'S REPORT
FINAL BOX

Thursday, June 3, 2021 Los Angeles Convention Center, Los Angeles, CA

Officials: #31 Amy Bonner, #9 Tim Greene, #8 Blanca Burns

Game Duration: 1:53

Attendance: 301

VISITOR: Indiana Fever (1-9)

	POS	MIN	FG	FGA	3P	3PA	FT	FTA	OR	DR	TOT	A	PF	ST	TO	BS	+/-	PTS
25 Tiffany Mitchell	F	22:55	3	9	0	2	4	6	0	2	2	1	2	0	2	0	-23	10
14 Jantel Lavender	F	27:37	4	14	0	1	2	2	4	2	6	2	2	0	1	1	-17	10
15 Teaira McCowan	C	16:46	3	8	0	0	0	0	4	1	5	1	2	0	0	0	-16	6
0 Kelsey Mitchell	G	36:08	5	14	4	13	1	1	0	1	1	5	0	0	2	1	-30	15
3 Danielle Robinson	G	32:25	3	7	0	0	2	3	1	7	8	4	2	0	3	0	-25	8
35 Victoria Vivians		24:01	2	9	1	3	0	0	0	1	1	2	0	1	4	0	-24	5
51 Jessica Breland		21:21	3	5	1	1	0	2	0	7	7	1	2	0	5	2	-24	7
12 Lindsay Allen		07:35	0	0	0	0	2	2	1	2	3	1	0	1	0	0	-10	2
4 Kysre Gondrezick		04:47	0	1	0	0	0	0	0	0	0	0	3	0	1	0	-6	0
13 Lauren Cox		06:25	0	0	0	0	0	0	1	0	1	0	0	1	0	0	0	0
200:00			23	67	6	20	11	16	11	23	34	17	13	3	18	4	-35	63
			34.3%		30%		68.8%		TM REB: 12		TOT TO: 18 (20 PTS)							

HOME: LOS ANGELES SPARKS (3-3)

	POS	MIN	FG	FGA	3P	3PA	FT	FTA	OR	DR	TOT	A	PF	ST	TO	BS	+/-	PTS
2 Te'a Cooper	F	17:10	5	8	1	2	4	5	0	1	1	0	3	0	1	0	4	15
12 Nia Coffey	F	30:37	4	4	3	3	2	2	0	1	1	1	4	0	0	2	23	13
1 Amanda Zahui B	C	24:16	3	9	1	7	0	0	0	7	7	2	2	0	1	1	15	7
20 Kristi Toliver	G	27:41	8	12	3	7	3	3	0	2	2	0	2	0	2	0	25	22
17 Erica Wheeler	G	24:10	5	9	3	4	1	1	0	1	1	5	3	2	2	0	17	14
15 Brittney Sykes		26:17	4	9	0	1	0	0	1	5	6	2	2	3	1	0	32	8
32 Bria Holmes		29:58	6	9	2	3	0	0	1	6	7	3	2	2	1	0	39	14
22 Arella Guirantes		19:51	2	6	1	1	0	0	0	2	2	1	0	2	0	1	20	5
200:00			37	66	14	28	10	11	2	25	27	14	18	9	8	4	35	98
			56.1%		50%		90.9%		TM REB: 6		TOT TO: 8 (6 PTS)							

SCORE BY PERIOD

	1	2	3	4	FINAL
Fever	14	11	18	20	63
SPARKS	25	23	23	27	98

Inactive: Fever - Hatar (Not With Team), Wilson (Not With Team)

Inactive: Sparks - Ogwumike (Injury/Illness - Right knee), Ogwumike (Injury/Illness - Left knee), Walker (Injury/Illness - Right knee)

Points in the Paint: Fever 26 (13/30), SPARKS 32 (16/28)

Biggest Lead: Fever 2, SPARKS 38

2nd Chance Points: Fever 14 (5/14), SPARKS 2 (0/3)

Lead Changes: 5

Fast Break Points: Fever 1 (0/2), SPARKS 4 (2/6)

Times Tied: 4

LOS ANGELES SPARKS HIGHS

Points, Game.....98 vs. IND 6/3
 Points, First Half.....53 vs. PHO 6/16
 Points, Second Half.....50 vs. IND 6/3
 Points, 1Q.....27 vs. PHO 6/16
 Points, 2Q.....32 vs. WAS 6/24
 Points, 3Q.....28 vs. SEA 7/4
 Points, 4Q.....27 vs. IND 6/3
 Points, Overtime..... 9 @ CHI 5/30

Field Goals Made.....37 vs. IND 6/3
 Field Goals Att.....82 vs. LVA 6/30
 Field Goal Percentage.....56.1% vs. IND 6/3
 3FG Made.....14 vs. IND 6/3
 3FG Att.....30 @ DAL 6/1
 3FG Percentage.....58.8% vs. WAS 6/24
 Free Throws Made.....19 @ WAS 6/10
 Free Throws Att.....28 @ WAS 6/10
 FT Percentage.....100% vs. SEA 7/4

Offensive Rebounds...14 vs. PHO 6/17
 Defensive Rebounds....29 vs. LVA 6/30
 Total Rebounds.....39 vs. LVA 6/30
 Assists.....20 @ CHI 5/30
 Steals.....17 vs. NYL 6/20
 Turnovers.....19 @ CHI 5/30
 Blocked Shots.....10 @ DAL 6/1
 Personal Fouls.....25 vs. PHO 6/18

OPPONENT HIGHS

Points, Game.....99 vs. LVA 6/30
 Points, First Half.....56 vs. LVA 6/30
 Points, Second Half.....50 vs. DAL 5/14
 Points, 1Q.....29 vs. MIN 7/11
 Points, 2Q.....31 @ LVA 5/21
 Points, 3Q.....26 vs. DAL 5/14
 Points, 4Q.....28 vs. SEA 7/4
 Points, Overtime.....6 @ CHI 5/30

Field Goals Made.....37 vs. LVA 6/30
 Field Goals Att.....81 vs. LVA 6/30
 Field Goal Percentage....55.9% vs. MIN 7/11
 3FG Made.....11 vs. WAS 6/24
 3FG Att.....31 vs. NYL 6/20
 3FG Percentage.....78.3% vs. LVA 7/2
 Free Throws Made.....27 @ LVA 5/21
 Free Throws Att.....32 @ LVA 5/21
 FT Percentage.....100% @ CHI 5/30

LOS ANGELES SPARKS LOWS

-Points, Game.....58 vs. LVA 7/2
 -Points, First Half.....28 @ DAL 6/1
 -Points, Second Half..... 28 vs. LVA 7/2
 -Points, 1Q.....9 vs. SEA 7/7
 -Points, 2Q.....7 @ DAL 6/1
 -Points, 3Q.....9 vs. CHI 6/5
 -Points, 4Q.....7 @ MIN 6/10
 -Points, Overtime..... 9 @ CHI 5/30

-Field Goals Made..... 21 vs. SEA 7/7
 -Field Goals Att..... 60 vs. MIN 7/11
 -Field Goal Percentage.....32.8% @ WAS 6/10
 -3FG Made.....3 vs. CHI 6/5
 -3FG Att..... 14 vs. PHO 6/18
 -3FG Percentage..... 15.8% vs. CHI 6/5
 -Free Throws Made.....4 vs. PHO 6/16
 -Free Throws Att..... 6 vs. PHO 6/16
 -FT Percentage..... 50.0% vs. NYL 6/20

-Offensive Rebounds.....0 vs. WAS 6/24
 -Defensive Rebounds..... 18 vs. MIN 7/11
 -Total Rebounds..... 24 vs. MIN 7/11
 -Assists..... 8 vs. SEA 7/7
 -Steals..... 3 vs. PHO 6/16
 -Turnovers..... 5 vs. PHO 6/16
 -Blocked Shots..... 2 vs. NYL 6/20
 -Personal Fouls..... 13 vs. LVA 6/30

OPPONENT LOWS

-Points, Game.....63 vs. CHI 6/5
 -Points, First Half.....25 vs. IND 6/3
 -Points, Second Half.....28 vs. LVA 7/2
 -Points, 1Q.....10 @ CHI 5/30
 -Points, 2Q.....11 vs. IND 6/3
 -Points, 3Q.....8 @ MIN 6/12
 -Points, 4Q.....14 vs. PHO 6/16
 -Points, Overtime..... 6 @ CHI 5/30

-Field Goals Made..... 12 @ CHI 5/30
 -Field Goals Att..... 12 @ CHI 5/30
 -Field Goal Percentage.....33.9% vs. CHI 6/5
 -3FG Made..... 2 vs. LVA 7/2
 -3FG Att.....11 vs. LVA 7/2
 -3FG Percentage..... 25.0% vs. SEA 7/7
 -Free Throws Made..... 11 vs. MIN 7/11
 -Free Throws Att.....12 @ DAL 6/1
 -FT Percentage.....68.8% vs. IND 6/3

2021 TEAM BOX SCORE

Date	Opponent	MINS	FG-A	PCT	3PM-A	PCT	FTM-A	PCT	OFF	DEF	TOI	AST	STL	BLK	TO	PF	PTS
5/14	vs DAL	40:00	28-78	.359	7-27	.259	8-14	.571	6	19	25	15	12	3	15	17	71
5/21	@ LVA	40:00	27-74	.365	5-17	.294	10-15	.667	5	23	28	18	8	1	11	24	69
5/28	@CHI	40:00	26-66	.394	9-19	.474	15-18	.833	9	21	30	17	13	3	20	18	76
5/30	@CHI	45:00	30-73	.411	8-18	.444	14-18	.778	8	25	33	20	11	8	20	19	82
6/1	@DAL	40:00	24-64	.375	10-30	.333	11-12	.917	4	20	24	11	5	10	12	19	69
6/3	vs IND	40:00	37-66	.561	14-28	.500	10-11	.909	2	25	27	14	9	4	8	18	98
6/5	vs CHI	40:00	25-68	.368	3-19	15.8	15-21	.714	9	29	38	13	4	6	11	20	68
6/10	@WAS	40:00	22-67	.328	8-23	.348	19-28	.679	9	22	31	13	6	4	11	19	71
6/12	@MIN	40:00	23-70	.329	8-23	.348	10-12	.833	9	18	27	15	9	5	13	18	64
6/16	vs PHO	40:00	36-80	.450	9-28	.321	4-6	.667	14	21	35	17	3	6	5	23	85
6/18	vs PHO	40:00	25-55	.455	5-16	.313	25-31	.806	4	29	33	13	8	3	12	19	80
6/20	vs NYL	40:00	31-68	.456	6-24	.250	5-10	.500	8	19	27	16	17	2	18	19	73
6/24	vs WAS	40:00	33-64	.516	10-17	.588	13-15	.867	0	22	22	16	8	6	12	18	89
6/26	@PHO	40:00	31-74	.419	6-20	.300	11-15	.733	5	26	31	14	7	3	9	24	79
6/30	vs LVA	40:00	28-82	.341	7-24	.292	12-17	.706	10	29	39	12	9	3	11	13	75
7/2	vs LVA	40:00	22-62	.355	6-21	.286	8-10	.800	5	28	33	12	5	6	13	20	58
7/4	vs SEA	40:00	25-65	.385	7-18	.389	17-17	1.000	7	23	30	18	5	5	12	18	74
7/7	@SEA	40:00	21-59	.356	4-19	.211	16-20	.800	7	21	28	8	11	5	17	19	62
7/11	vs MIN	40:00	22-60	.367	4-15	.267	13-17	.765	6	18	24	14	12	4	15	16	61
8/15	vs IND																
8/17	vs ATL																
8/19	vs ATL																
8/22	@NYL																
8/24	@WAS																
8/26	@CON																
8/28	@CON																
8/31	@IND																
9/2	@MIN																
9/9	vs CON																
9/12	vs SEA																
9/16	@ATL																
9/19	@DAL																
Total	—	765:00	514-1300	.395	135-405	.333	227-298	.762	128	432	560	273	162	86	250	367	1390

2021 TEAM AVERAGES


	G	MPG	PPG	RPG	APG	SPG	BPG	FG%	3FG%	FT%	TO	PF
Sparks	19	40.3	73.2	29.5	14.4	8.5	4.5	39.5	33.3	76.2	13.4	19.3
Opponent	19	40.3	79.8	39.9	17.3	6.4	4.4	43.0	35.9	84.4	18.8	18.3

#1	AMANDA ZAHUI B.	CENTER	6-5	9/8/93	MINNESOTA	7TH SEASON
----	-----------------	--------	-----	--------	-----------	------------

2021 Regular Season Averages:

G-GS	PPG	RPG	APG	SPG	BPG	MPG	FG%	3FG%	FT%
17-14	11.4	5.9	1.0	0.8	1.5	26.1	43.9	31.6	85.7

	2021 Season Highs	Career Highs	Playoff Career Highs
PTS	22, vs LVA 6/30/21	37, @ LAS 6/15/19	2, vs PHO 9/24/16
REB	12, vs LVA 7/2/21	21, @ LVA 8/29/20	2, two times
AST	3, two times	5, two times	—
STL	2, @ CHI 5/28/21	4, vs. MIN 8/5/20	—
BLK	4, vs CHI 6/5/21	6, vs. LAS 6/4/19	1, @ PHO 9/17/15
FGM	9, vs LVA 6/30/21	13, @ LAS 6/15/19	1, vs PHO 9/24/16
3FGM	3, vs PHO 6/16/21	7, @ LAS 6/15/19	—
FTM	4, @ SEA 7/7/21	6, two times	—
MINS	36:20, @ MIN 6/12/21	36:20, @ MIN 6/12/21	6, vs PHO 9/24/16



GAME BY GAME STATS

Date	Opponent	MINS	FG-A	PGI	3PM-A	PGI	FTM-A	PGI	QFF	DEF	IOI	ASI	STL	BLK	TO	PF	PTS
5/14	vs DAL	DNP - Back	—	—	—	—	—	—	—	—	—	—	—	—	—	—	—
5/21	@ LVA	DNP - Back	—	—	—	—	—	—	—	—	—	—	—	—	—	—	—
5/28	@CHI	16:24	3-5	.600	2-3	.667	0-0	—	0	2	2	0	2	1	4	3	8
5/30	@CHI	34:59	7-8	.875	2-3	.667	1-1	1.000	0	8	8	0	1	3	3	3	17
6/1	@DAL	21:28	4-9	.444	2-6	.333	0-0	—	1	2	3	2	1	1	3	2	10
6/3	vs IND	24:16	3-9	.333	1-7	.143	0-0	—	0	7	7	2	0	1	1	2	7
6/5	vs CHI	30:53	6-14	.429	0-5	.000	1-2	.500	2	8	10	2	1	4	1	4	13
6/10	@WAS	15:52	3-6	.500	1-2	.500	2-2	1.000	0	4	4	0	0	1	3	3	9
6/12	@MIN	36:20	5-14	.357	2-8	.250	3-4	.750	2	6	8	0	1	1	0	5	15
6/16	vs PHO	34:35	6-19	.316	3-11	.273	0-0	—	0	7	7	0	0	2	0	4	15
6/18	vs PHO	18:59	2-6	.333	1-4	.250	0-0	—	0	6	6	1	1	0	1	6	5
6/20	vs NYL	11:24	2-4	.500	0-1	.000	0-0	—	0	2	2	0	1	0	2	3	4
6/24	vs WAS	34:23	6-13	.462	3-6	.500	2-2	1.000	0	5	5	1	1	3	1	3	17
6/26	@PHO	33:07	4-10	.400	2-4	.500	0-0	—	0	4	4	1	0	0	2	1	10
6/30	vs LVA	29:30	9-20	.450	2-6	.333	2-2	1.000	4	5	9	2	1	2	3	3	22
7/2	vs LVA	30:47	6-16	.375	2-6	.333	0-0	—	4	8	12	0	0	1	1	5	14
7/4	vs SEA	21:08	4-5	.800	0-0	—	0-0	—	1	3	4	3	1	3	2	5	8
7/7	@SEA	29:53	2-6	.333	1-4	.250	4-4	1.000	2	7	9	1	1	2	4	1	9
7/11	vs MIN	20:11	3-7	.429	1-3	.333	3-4	.750	0	1	1	3	1	0	2	3	10
8/15	vs IND																
8/17	vs ATL																
8/19	vs ATL																
8/22	@NYL																
8/24	@WAS																
8/26	@CON																
8/28	@CON																
8/31	@IND																
9/2	@MIN																
9/9	vs CON																
9/12	vs SEA																
9/16	@ATL																
9/19	@DAL																
Total	—	444:46	75-171	.439	25-79	.316	18-21	.857	16	85	101	17	13	25	33	56	193

#2	TE'A COOPER	GUARD	5-8	4/16/97	BAYLOR	2ND SEASON
----	-------------	-------	-----	---------	--------	------------

2021 Regular Season Averages:

G-GS	PPG	RPG	APG	SPG	BPG	MPG	FG%	3FG%	FT%
18-8	9.2	2.0	1.4	0.9	0.2	21.8	35.7	34.1	76.9

	2021 Season Highs	Career Highs	Playoff Career Highs
PTS	26, vs WASH 6/24/21	26, vs WASH 6/24/21	3, vs CON 9/17/20
REB	6, vs LVA 6/30/21	6, @CON 8/28/20	—
AST	4, two times	4, two times	2, vs CON 9/17/20
STL	2, four times	2, three times	1, vs CON 9/17/20
BLK	2, @ MIN 6/12/21	2, @ MIN 6/12/21	—
FGM	10, vs WASH 6/24/21	10, vs WASH 6/24/21	1, vs CON 9/17/20
3FGM	2, four times	3, @NYL 9/8/20	1, vs CON 9/17/20
FTM	6, vs LVA 6/30/21	6, vs LVA 6/30/21	—
MINS	33:57, vs LVA 7/2/21	33:57, vs LVA 7/2/21	20, vs CON 9/17/20



GAME BY GAME STATS


Date	Opponent	MINS	FG-A	PCT	3PM-A	PCT	FTM-A	PCI	QFF	DEF	TOT	AST	STL	BLK	TO	PF	PTS
5/14	vs DAL	17:30	1-10	.100	1-3	.333	1-2	.500	0	2	2	1	2	0	1	2	4
5/21	@ LVA	21:13	2-5	.400	2-3	.667	2-2	1.000	0	1	1	1	1	0	2	3	8
5/28	@CHI	13:40	2-9	.222	0-3	.000	1-2	.500	0	0	0	0	0	0	1	4	5
5/30	@CHI	10:10	0-6	.000	0-0	—	0-0	—	0	3	3	1	1	0	3	0	0
6/1	@DAL	32:50	4-12	.333	0-3	.000	4-4	1.000	0	3	3	4	1	0	0	3	12
6/3	vs IND	17:09	5-8	.625	1-2	.500	4-5	.800	0	1	1	0	0	0	1	3	15
6/5	vs CHI	32:25	4-9	.444	1-4	.250	4-6	.667	0	2	2	0	0	0	2	3	13
6/10	@WAS	21:33	3-14	.214	0-2	.000	5-6	.833	1	2	3	2	2	1	2	2	11
6/12	@MIN	31:24	6-10	.600	2-3	.667	3-3	1.000	0	1	1	2	2	2	4	2	17
6/16	vs PHO	—	—	—	—	—	—	—	—	—	—	—	—	—	—	—	—
6/18	vs PHO	13:42	0-3	.000	0-1	.000	0-0	—	0	2	2	1	1	0	1	1	0
6/20	vs NYL	14:56	1-3	.333	0-0	—	1-2	.500	0	1	1	1	0	0	1	1	3
6/24	vs WAS	26:55	10-15	.667	1-1	.100	5-6	.833	0	3	3	4	2	0	0	2	26
6/26	@PHO	31:01	8-14	.571	2-4	.500	2-2	1.000	0	1	1	2	1	0	3	3	20
6/30	vs LVA	24:38	4-14	.286	1-3	.333	6-10	.600	2	4	6	3	0	0	2	2	15
7/2	vs LVA	33:57	5-11	.455	2-5	.400	0-0	—	0	4	4	1	2	0	3	3	12
7/4	vs SEA	16:54	1-5	.200	1-2	.500	0-0	—	0	1	1	1	0	0	3	0	3
7/7	@SEA	16:24	0-4	.000	0-1	.000	2-2	1.000	0	2	2	1	1	1	2	2	2
7/11	vs MIN	16:12	0-5	.000	0-1	.000	0-0	—	0	1	1	1	1	0	2	1	0
8/15	vs IND																
8/17	vs ATL																
8/19	vs ATL																
8/22	@NYL																
8/24	@WAS																
8/26	@CON																
8/28	@CON																
8/31	@IND																
9/2	@MIN																
9/9	vs CON																
9/12	vs SEA																
9/16	@ATL																
9/19	@DAL																
Total	—	392:25	56-157	.357	14-41	.341	40-52	.769	3	33	36	25	17	4	33	37	166

#7	MARIA VADEEVA	CENTER	6-4	7/16/98	RUSSIA	3RD SEASON
----	---------------	--------	-----	---------	--------	------------

2019 Regular Season Averages:

G-GS	PPG	RPG	APG	SPG	BPG	MPG	FG%	3FG%	FT%
15-1	7.8	3.9	0.7	1.0	0.2	12.0	.490	.313	.769

	2019 Season Highs	Career Highs	Playoff Career Highs
PTS	24, @ LVA 5/26/19	24, @ LVA 5/26/19	2, two times
REB	8, two times	8, two times	4, vs CON 9/22/19
AST	3, two times	3, two times	2, vs SEA 9/15/19
STL	3, vs MIN 8/20/19	3, vs MIN 8/20/19	—
BLK	3, @ LVA 5/26/19	3, two times	1, three times
FGM	11, @ LVA 5/26/19	11, @ LVA 5/26/19	1, two times
3FGM	2, @ LVA 5/26/19	2, two times	—
FTM	4, vs SEA 8/4/19	4, vs SEA 8/4/19	—
MINS	24:12, @ LVA 5/26/19	24:12, @ LVA 5/26/19	13:30 vs CON 9/22/19



GAME BY GAME STATS

[illegible]

#12NIA COFFEYFORWARD6-16/11/95NORTHWESTERN5TH SEASON

2021 Regular Season Averages:

G-GS	PPG	RPG	APG	SPG	BPG	MPG	FG%	3FG%	FT%
19-15	7.3	4.2	1.0	1.0	1.5	26.9	37.2	38.4	66.7

	2021 Season Highs	Career Highs	Playoff Career Highs
PTS	17, @ CHI 5/30/21	23, vs SEA 5/27/18	—
REB	9, vs CHI 6/5/21	12, vs PHO 6/17/18	—
AST	3, vs CHI 6/5/21	6, @ CHI 6/3/18	—
STL	4, @ CHI 5/30/21	4, @ CHI 5/30/21	—
BLK	6, @ DAL 6/1/21	6, @ DAL 6/1/21	—
FGM	6, two times	8, vs SEA 5/27/18	—
3FGM	3, five times	3, five times	—
FTM	4, two times	7, two times	—
MINS	32:58, vs CHI 6/5/21	32:58, vs CHI 6/5/21	—



GAME BY GAME STATS

Date	Opponent	MINS	FG-A	PCT	3PM-A	PCT	FTM-A	PCT	QFF	DEF	TOT	AST	STL	BLK	TQ	PF	PTS
5/14	vs DAL	19:41	4-8	.500	2-4	.500	0-2	.000	2	2	4	1	1	2	4	2	10
5/21	@ LVA	20:43	3-7	.429	1-2	.500	1-2	.500	0	3	3	0	1	0	0	1	8
5/28	@CHI	16:59	3-5	.600	3-4	.750	0-0	—	1	4	5	1	1	1	0	1	9
5/30	@CHI	31:04	6-12	.500	3-5	.600	0-0	—	1	3	4	1	4	2	1	2	17
6/1	@DAL	28:28	3-8	.375	2-5	.400	0-0	—	1	5	6	1	1	6	1	4	8
6/3	vs IND	30:36	4-4	1.000	3-3	1.000	4-5	.800	0	1	1	1	0	2	0	4	13
6/5	vs CHI	32:25	4-11	.364	0-3	.000	2-2	1.000	1	8	9	3	3	2	0	2	10
6/10	@ WAS	20:12	1-8	.125	0-3	.000	3-4	.750	2	2	4	0	0	0	0	2	5
6/12	@ MIN	24:52	3-6	.500	2-4	.500	0-0	—	1	3	4	1	0	2	3	4	8
6/16	vs PHO	24:54	2-5	.400	0-3	.000	0-0	—	0	1	1	0	1	0	0	4	4
6/18	vs PHO	29:15	2-4	.500	1-1	1.000	0-0	—	1	2	3	1	1	0	2	3	5
6/20	vs NYL	32:12	6-13	.462	3-8	.375	0-0	—	0	3	3	1	0	2	4	2	15
6/24	vs WAS	31:19	1-4	.250	1-3	.333	0-0	—	0	1	1	1	1	1	2	2	3
6/26	@ PHO	28:43	2-6	.333	2-4	.500	0-0	—	1	6	7	1	1	0	1	4	6
6/30	vs LVA	26:26	0-4	.000	0-3	.000	0-0	—	0	7	7	1	0	0	0	3	0
7/2	vs LVA	28:18	0-3	.000	0-1	.000	0-0	—	1	6	7	0	2	4	4	3	0
7/4	vs SEA	27:34	4-12	.333	3-6	.500	0-0	—	0	2	2	2	0	1	1	5	11
7/7	@ SEA	30:39	2-11	.182	1-7	1.43	0-0	—	2	5	7	1	2	1	2	5	5
7/11	vs MIN	24:49	1-6	.167	1-4	.250	0-0	—	1	0	1	2	1	2	1	2	6
8/15	vs IND																
8/17	vs ATL																
8/19	vs ATL																
8/22	@ NYL																
8/24	@ WAS																
8/26	@ CON																
8/28	@ CON																
8/31	@ IND																
9/2	@ MIN																
9/9	vs CON																
9/12	vs SEA																
9/16	@ ATL																
9/19	@ DAL																
Total	—	510:38	51-137	.372	28-73	.384	8-12	.667	15	64	79	19	20	28	26	55	141

2021 Regular Season Averages:

G-GS	PPG	RPG	APG	SPG	BPG	MPG	FG%	3FG%	FT%
3-3	9.0	5.7	2.0	0.7	0.7	27.3	34.5	66.7	71.4

	2021 Season Highs	Career Highs	Playoff Career Highs
PTS	12, vs DAL 5/14/21	30, vs SEA 6/15/18	10, @CON 9/19/19
REB	6, two times	17, vs NY 6/29/14	5, @CON 9/19/19
AST	2, three times	4, vs NY 6/14/19	2, vs SEA 9/15/19
STL	1, two times	4, two times	2, vs PHX 9/23/19
BLK	1, @ CHI 5/28/21	7, vs DAL 7/20/16	2, @CON 9/17/19
FGM	5, vs DAL 5/14/21	13, vs SEA 6/15/18	14 @CON 9/19/19
3FGM	2, vs DAL 5/14/21	2, vs DAL 5/14/21	—
FTM	3, @ LVA 5/21/21	8, two times	—
MIN	30:40, @ LVA 5/21/21	40, two times	19, vs PHO 8/23/18



GAME BY GAME STATS

Date	Opponent	MINS	FG-A	PCT	3PM-A	PCT	FTM-A	PCT	OFF	DEF	TOT	AST	STL	BLK	TO	PF	PTS
5/14	vs DAL	27:11	5-11	.455	2-3	.667	0-0	—	1	5	6	2	1	0	1	4	12
5/21	@ LVA	30:40	4-10	.400	0-0	—	3-5	.600	3	2	5	2	1	0	2	5	11
5/28	@CHI	24:00	1-8	.125	0-0	—	2-2	1.000	2	4	6	2	0	1	3	4	4
5/30	@CHI	DNP - KNEE	—	—	—	—	—	—	—	—	—	—	—	—	—	—	—
6/1	@DAL	DNP - KNEE	—	—	—	—	—	—	—	—	—	—	—	—	—	—	—
6/3	vs IND	DNP - KNEE	—	—	—	—	—	—	—	—	—	—	—	—	—	—	—
6/5	vs CHI	DNP - KNEE	—	—	—	—	—	—	—	—	—	—	—	—	—	—	—
6/10	@WAS	DNP - KNEE	—	—	—	—	—	—	—	—	—	—	—	—	—	—	—
6/12	@MIN	DNP - KNEE	—	—	—	—	—	—	—	—	—	—	—	—	—	—	—
6/16	vs PHO	DNP - KNEE	—	—	—	—	—	—	—	—	—	—	—	—	—	—	—
6/18	vs PHO	DNP - KNEE	—	—	—	—	—	—	—	—	—	—	—	—	—	—	—
6/20	vs NYL	DNP - KNEE	—	—	—	—	—	—	—	—	—	—	—	—	—	—	—
6/24	vs WAS	DNP - KNEE	—	—	—	—	—	—	—	—	—	—	—	—	—	—	—
6/26	@PHO	DNP - KNEE	—	—	—	—	—	—	—	—	—	—	—	—	—	—	—
6/30	vs LVA	DNP - KNEE	—	—	—	—	—	—	—	—	—	—	—	—	—	—	—
7/2	vs LVA	DNP - KNEE	—	—	—	—	—	—	—	—	—	—	—	—	—	—	—
7/4	vs SEA	DNP - KNEE	—	—	—	—	—	—	—	—	—	—	—	—	—	—	—
7/7	@SEA	DNP - KNEE	—	—	—	—	—	—	—	—	—	—	—	—	—	—	—
7/11	vs MIN	DNP - KNEE	—	—	—	—	—	—	—	—	—	—	—	—	—	—	—
8/15	vs IND																
8/17	vs ATL																
8/19	vs ATL																
8/22	@NYL																
8/24	@WAS																
8/26	@CON																
8/28	@CON																
8/31	@IND																
9/2	@MIN																
9/9	vs CON																
9/12	vs SEA																
9/16	@ATL																
9/19	@DAL																
Total	—	81:51	10-29	.345	2-3	.667	5-7	.714	6	11	17	6	2	1	6	13	27

2021 Regular Season Averages:

G-GS	PPG	RPG	APG	SPG	BPG	MPG	FG%	3FG%	FT%
4-0	3.8	3.0	0.8	1.0	0.8	16.3	33.3	0.0	83.3

	2021 Season Highs	Career Highs	Playoff Career Highs
PTS	5, vs LVA 7/2/21	7, two times	—
REB	8, vs LVA 7/2/21	8, vs LVA 7/2/21	—
AST	1, three times	4, vs CHI 8/31/20	—
STL	2, three times	2, three times	—
BLK	1, four times	2, @ MIN 8/7/20	—
FGM	2, vs LVA 7/2/21	2, two times	—
3FGM	—	1, four times	—
FTM	2, two times	2, seven times	—
MINS	23:07, vs MIN 7/11/21	20:55, vs LVA 7/2/21	—



GAME BY GAME STATS

Date	Opponent	MINS	FG-A	PGT	3PM-A	PGT	FTM-A	PGT	DEF	DEF	TQT	AST	STL	BLK	TQ	PF	PTS
5/14	vs DAL	—	—	—	—	—	—	—	—	—	—	—	—	—	—	—	—
5/21	@ LVA	—	—	—	—	—	—	—	—	—	—	—	—	—	—	—	—
5/28	@CHI	—	—	—	—	—	—	—	—	—	—	—	—	—	—	—	—
5/30	@CHI	—	—	—	—	—	—	—	—	—	—	—	—	—	—	—	—
6/1	@DAL	—	—	—	—	—	—	—	—	—	—	—	—	—	—	—	—
6/3	vs IND	—	—	—	—	—	—	—	—	—	—	—	—	—	—	—	—
6/5	vs CHI	—	—	—	—	—	—	—	—	—	—	—	—	—	—	—	—
6/10	@WAS	—	—	—	—	—	—	—	—	—	—	—	—	—	—	—	—
6/12	@MIN	—	—	—	—	—	—	—	—	—	—	—	—	—	—	—	—
6/16	vs PHO	—	—	—	—	—	—	—	—	—	—	—	—	—	—	—	—
6/18	vs PHO	—	—	—	—	—	—	—	—	—	—	—	—	—	—	—	—
6/20	vs NYL	—	—	—	—	—	—	—	—	—	—	—	—	—	—	—	—
6/24	vs WAS	—	—	—	—	—	—	—	—	—	—	—	—	—	—	—	—
6/26	@PHO	—	—	—	—	—	—	—	—	—	—	—	—	—	—	—	—
6/30	vs LVA	18:47	1-3	.333	0-0	—	2-2	1.000	1	4	5	1	2	1	0	1	4
7/2	vs LVA	20:55	2-7	.286	0-1	.000	1-2	.500	0	4	4	1	0	1	0	5	5
7/4	vs SEA	14:19	1-2	.500	0-0	—	2-2	1.000	0	2	2	1	0	0	1	1	4
7/7	@SEA	11:16	1-3	.333	0-0	—	0-0	—	1	0	1	0	2	1	0	1	2
7/11	vs MIN	23:07	1-3	.333	0-1	.000	0-0	—	1	7	8	0	2	1	1	3	2
8/15	vs IND																
8/17	vs ATL																
8/19	vs ATL																
8/22	@NYL																
8/24	@WAS																
8/26	@CON																
8/28	@CON																
8/31	@IND																
9/2	@MIN																
9/9	vs CON																
9/12	vs SEA																
9/16	@ATL																
9/19	@DAL																
Total	—	88:24	6-18	.333	0-2	.000	5-6	.833	3	17	20	3	6	4	2	11	17

#15	BRITTNEY SYKES	GUARD	5-9	2/7/94	SYRACUSE	5TH SEASON
-----	----------------	-------	-----	--------	----------	------------

2021 Regular Season Averages:

G-GS	PPG	RPG	APG	SPG	BPG	MPG	FG%	3FG%	FT%
19-7	9.1	4.2	1.9	1.7	0.5	26.7	40.2	15.0	74.5

	2021 Season Highs	Career Highs	Playoff Career Highs
PTS	19, vs SEA 7/4/21	33, vs PHO 9/3/17	17, @WAS 8/31/18
REB	10, vs SEA 7/4/21	13, vs PHO 7/25/17	6, vs WAS 8/28/18
AST	5, vs SEA 7/4/21	7, vs IND 7/1/18	3, vs WAS 9/4/18
STL	7, vs NYL 6/20/21	7, vs NYL 6/20/21	2, two times
BLK	2, @CHI 5/30/21	3, three times	1, vs WAS 8/28/18
FGM	6, two times	12, vs PHO 9/3/17	6, three times
3FGM	2, @ CHI 5/30/21	4, two times	3, two times
FTM	7, vs SEA 7/4/21	12, vs WAS 7/19/17	2, two times
MINS	38:18, vs LVA 7/2/21	38:18, vs LVA 7/2/21	28, @WAS 9/2/18



GAME BY GAME STATS

Date	Opponent	MINS	FG-A	PCI	3PM-A	PCI	FTM-A	PCI	QFF	DEF	TOI	AST	STL	BLK	IQ	PF	PTS
5/14	vs DAL	26:34	2-7	.286	0-4	.000	2-4	.500	0	2	2	3	2	1	1	0	6
5/21	@ LVA	22:33	1-7	.143	0-5	.000	0-0	—	0	2	2	2	0	0	0	1	2
5/28	@CHI	28:22	4-11	.364	1-3	.333	2-2	1.000	2	3	5	3	5	0	3	3	11
5/30	@CHI	25:59	2-6	.333	2-3	.667	0-0	—	2	1	3	2	1	2	2	4	6
6/1	@DAL	25:13	1-6	.167	0-2	.000	4-4	1.000	0	4	4	1	0	1	2	3	6
6/3	vs IND	26:17	4-9	.444	0-1	.000	0-0	—	1	5	6	2	3	0	1	2	8
6/5	vs CHI	20:20	0-3	.000	0-0	—	1-2	.500	0	4	4	2	0	0	0	3	1
6/10	@WAS	21:26	3-8	.375	0-1	.000	4-6	.667	1	2	3	1	0	1	0	1	10
6/12	@MIN	24:36	1-7	.143	0-0	—	0-0	—	2	4	6	4	3	0	0	2	2
6/16	vs PHO	23:24	6-10	.600	0-0	—	2-3	.667	5	4	9	1	1	1	2	2	14
6/18	vs PHO	22:04	5-8	.625	0-0	—	4-5	.800	1	4	5	0	1	0	0	4	14
6/20	vs NYL	30:30	5-10	.500	0-1	.000	0-1	.000	2	2	4	0	7	0	1	2	10
6/24	vs WAS	27:16	5-8	.625	0-0	—	4-4	1.000	0	3	3	2	1	2	1	3	14
6/26	@PHO	31:55	5-13	.385	0-1	.000	1-3	.333	1	5	6	4	3	1	1	3	11
6/30	vs LVA	25:14	5-13	.385	0-1	.000	1-1	1.000	3	3	6	1	1	0	0	0	11
7/2	vs LVA	38:18	2-7	.286	0-1	.000	2-2	1.000	0	1	1	3	0	0	2	2	6
7/4	vs SEA	36:50	6-13	.462	0-0	—	7-7	1.000	1	9	10	5	2	0	1	1	19
7/7	@SEA	20:20	4-7	.571	0-0	—	0-0	—	0	0	0	0	2	0	2	4	8
7/11	vs MIN	30:10	5-11	.455	0-1	.000	4-7	.571	1	0	1	0	0	0	1	2	14
8/15	vs IND																
8/17	vs ATL																
8/19	vs ATL																
8/22	@NYL																
8/24	@WAS																
8/26	@CON																
8/28	@CON																
8/31	@IND																
9/2	@MIN																
9/9	vs CON																
9/12	vs SEA																
9/16	@ATL																
9/19	@DAL																
Total	—	508:18	66-164	.402	3-19	.150	38-51	.745	22	58	80	36	32	9	20	42	173

#17	ERICA WHEELER	GUARD	5-7	5/2/91	RUTGERS	6TH SEASON
-----	---------------	-------	-----	--------	---------	------------

2021 Regular Season Averages:

G-GS	PPG	RPG	APG	SPG	BPG	MPG	FG%	3FG%	FT%
19-19	14.0	2.8	4.4	1.3	0.2	28.2	41.3	33.3	86.4

	2021 Season Highs	Career Highs	Playoff Career Highs
PTS	22, two times	33, @NYL 8/8/17	10, vs PHO 9/21/16
REB	6, vs NYL 6/20/21	7, three times	3, vs PHO 9/21/16
AST	10, two times	10, two times	3, vs PHO 9/21/16
STL	3, three times	5, vs ATL 7/31/19	—
BLK	2, vs PHO 6/16/21	2, two times	—
FGM	9, two times	12, @NYL 8/8/17	3, vs PHO 9/21/16
3FGM	3, two times	7, @NYL 8/8/17	2, vs PHO 9/21/16
FTM	7, two times	9, vs PHO 6/7/17	2, vs PHO 9/21/16
MINS	35:08, vs SEA 7/4/21	42, vs PHO 6/7/17	25, vs PHO 9/21/16



GAME BY GAME STATS

Date	Opponent	MINS	FG-A	PCI	3PM-A	PCI	FTM-A	PCI	QFF	DEF	TOI	AST	STL	BLK	IQ	PF	PTS
5/14	vs DAL	19:25	2-8	.250	0-3	.000	0-0	—	0	2	2	2	0	0	3	4	4
5/21	@ LVA	19:14	3-6	.500	0-1	.000	0-0	—	0	3	3	1	2	0	2	3	6
5/28	@CHI	25:44	3-5	.500	1-1	1.000	6-7	.857	0	0	0	6	3	0	2	0	13
5/30	@CHI	34:50	6-19	.316	0-1	.000	5-6	.833	0	0	0	7	3	0	5	4	17
6/1	@DAL	22:08	2-12	.167	1-5	.200	0-0	—	0	2	2	0	1	0	2	2	5
6/3	vs IND	24:10	5-9	.556	3-4	.750	1-1	1.000	0	1	1	5	2	0	2	3	14
6/5	vs CHI	34:25	7-13	.538	1-3	.333	7-7	1.000	1	4	5	5	0	0	3	2	22
6/10	@WAS	25:40	3-10	.300	2-4	.500	0-0	-	0	3	3	4	1	0	1	1	8
6/12	@MIN	21:48	3-9	.333	0-0	—	3-4	.750	1	1	2	2	0	0	1	0	9
6/16	vs PHO	30:41	8-17	.471	1-2	.500	1-1	1.000	2	3	5	10	0	2	1	4	18
6/18	vs PHO	29:25	5-14	.357	0-3	.000	7-9	.778	2	3	5	2	0	0	3	3	17
6/20	vs NYL	31:13	9-15	.600	0-1	.000	2-3	.667	1	5	6	10	3	0	4	3	20
6/24	vs WAS	27:54	3-12	.250	1-2	.500	2-2	1.000	0	4	4	3	1	0	2	2	9
6/26	@PHO	32:09	9-19	.474	0-4	.000	3-4	.750	0	3	3	4	2	1	1	5	21
6/30	vs LVA	29:38	5-13	.385	3-5	.600	0-0	—	0	1	1	3	1	0	3	0	13
7/2	vs LVA	34:12	6-14	.429	2-6	.333	1-2	.500	0	4	4	5	1	0	3	1	15
7/4	vs SEA	35:08	6-17	.353	1-3	.333	6-6	1.000	1	3	4	5	2	0	2	3	19
7/7	@SEA	32:56	8-13	.615	1-1	1.000	5-5	1.000	1	0	1	3	1	0	3	3	22
7/11	vs MIN	23:48	6-14	.429	0-1	.000	2-2	1.000	1	2	3	6	2	0	3	2	14
8/15	vs IND																
8/17	vs ATL																
8/19	vs ATL																
8/22	@NYL																
8/24	@WAS																
8/26	@CON																
8/28	@CON																
8/31	@IND																
9/2	@MIN																
9/9	vs CON																
9/12	vs SEA																
9/16	@ATL																
9/19	@DAL																
Total	—	534:54	99-240	.413	17-51	.343	51-59	.864	10	42	52	83	25	3	46	45	266

2021 Regular Season Averages:

G-GS	PPG	RPG	APG	SPG	BPG	MPG	FG%	3FG%	FT%
13-13	9.8	1.4	2.5	0.7	0.0	26.8	43.1	37.0	86.7

	2021 Season Highs	Career Highs	Playoff Career Highs
PTS	22, vs IND 6/3/21	43, vs TUL 7/3/15	32, @NYL 9/10/17
REB	4, vs NYL 6/20/21	9, @CON 8/6/13	6, vs PHO 9/23/13
AST	5, three times	11, vs IND 8/8/19	10, @CON 10/6/19
STL	3, vs PHO 6/18/21	4, three times	5, @CHI 10/4/16
BLK	—	2, four times	1, four times
FGM	8, vs IND 6/3/21	15, vs TUL 7/3/15	10, @NYL 9/10/17
3FGM	4, @DAL 6/1/21	7, three times	9, @NYL 9/10/17
FTM	3, two times	14, vs TUL 6/20/12	10, vs SAS 9/27/12
MINS	35:01, vs NYL 6/20/21	44, vs TUL 6/8/13	40, 8/31/18



GAME BY GAME STATS

Date	Opponent	MINS	FG-A	PGT	3PM-A	PGI	FTM-A	PGI	QFF	DEE	TOT	AST	STL	BLK	TQ	PF	PTS
5/14	vs DAL	24:11	4-6	.667	2-4	.500	1-2	.500	0	0	0	2	1	0	3	1	11
5/21	@ LVA	18:14	3-6	.500	1-3	.333	2-2	1.000	0	2	2	5	0	0	2	4	9
5/28	@CHI	22:00	1-1	1.000	0-0	—	3-3	1.000	0	1	1	1	0	0	1	1	5
5/30	@CHI	27:17	0-3	.000	0-2	.000	0-0	—	0	1	1	5	1	0	1	1	0
6/1	@DAL	26:23	5-6	.833	4-5	.800	0-0	—	0	0	0	2	1	0	2	4	14
6/3	vs IND	27:41	8-12	.667	3-7	.429	3-3	1.000	0	2	2	0	0	0	2	2	22
6/5	vs CHI	29:12	2-8	.250	1-2	.500	0-0	—	2	0	2	2	0	0	2	4	5
6/10	@WAS	24:01	1-4	.250	1-3	.333	0-0	-	0	2	2	3	0	0	1	1	3
6/12	@MIN	33:06	5-18	.278	2-6	.333	1-1	1.000	0	0	0	5	1	0	3	3	13
6/16	vs PHO	29:20	7-14	.500	2-6	.333	1-1	1.000	2	0	2	0	0	0	0	3	17
6/18	vs PHO	28:35	3-10	.300	0-2	.000	2-2	1.000	0	1	1	2	3	0	1	1	8
6/20	vs NYL	35:01	6-17	.353	3-12	.250	0-0	—	2	2	4	2	1	0	3	3	15
6/24	vs WAS	23:57	2-4	.500	1-2	.500	0-1	.000	0	1	1	3	1	0	4	0	5
6/26	@PHO	DNP - EYE	—	—	—	—	—	—	—	—	—	—	—	—	—	—	—
6/30	vs LVA	DNP - EYE	—	—	—	—	—	—	—	—	—	—	—	—	—	—	—
7/2	vs LVA	DNP - EYE	—	—	—	—	—	—	—	—	—	—	—	—	—	—	—
7/4	vs SEA	DNP - EYE	—	—	—	—	—	—	—	—	—	—	—	—	—	—	—
7/7	@SEA	DNP - EYE	—	—	—	—	—	—	—	—	—	—	—	—	—	—	—
7/11	vs MIN	DNP - EYE	—	—	—	—	—	—	—	—	—	—	—	—	—	—	—
8/15	vs IND																
8/17	vs ATL																
8/19	vs ATL																
8/22	@NYL																
8/24	@WAS																
8/26	@CON																
8/28	@CON																
8/31	@IND																
9/2	@MIN																
9/9	vs CON																
9/12	vs SEA																
9/16	@ATL																
9/19	@DAL																
Total	—	349:00	47-109	.431	20-54	.370	13-15	.867	6	12	18	32	9	0	25	28	127

#22	ARELLA GUIRANTES	GUARD	5-11	10/15/97	RUTGERS	1ST SEASON
-----	------------------	-------	------	----------	---------	------------

2021 Regular Season Averages:

G-GS	PPG	RPG	APG	SPG	BPG	MPG	FG%	3FG%	FT%
15-2	3.3	1.3	0.6	0.5	0.2	10.9	27.4	29.4	83.3

	2021 Season Highs	Career Highs	Playoff Career Highs
PTS	6, @ LVA 5/21/21	6, @ LVA 5/21/21	—
REB	5, @ LVA 5/21/21	5, @ LVA 5/21/21	—
AST	2, two times	2, two times	—
STL	2, two times	2, two times	—
BLK	1, three times	1, three times	—
FGM	2, six times	2, six times	—
3FGM	2, @ WAS 6/10/21	2, @ WAS 6/10/21	—
FTM	2, five times	2, four times	—
MINS	21:19, @ LVA 5/21/21	21:19, @ LVA 5/21/21	—



GAME BY GAME STATS

Date	Opponent	MINS	FG-A	PCT	3PM-A	PCT	FTM-A	PCT	OFF	DEF	TOT	AST	STL	BLK	TQ	PE	PTS
5/14	vs DAL	8:10	2-5	.400	0-2	.000	0-0	—	0	0	0	0	1	0	0	0	4
5/21	@ LVA	21:19	2-9	.222	0-3	.000	2-2	1.000	1	4	5	1	1	0	0	2	6
5/28	@CHI	14:26	2-7	.285	1-1	1.000	0-0	—	1	0	1	2	0	0	0	1	5
5/30	@CHI	5:17	1-2	.500	1-1	1.000	0-0	—	1	1	2	1	0	0	1	0	3
6/1	@DAL	DNP - COACH	—	—	—	—	—	—	—	—	—	—	—	—	—	—	—
6/3	vs IND	19:51	2-6	.333	1-1	1.000	0-0	—	0	2	2	1	2	1	0	0	5
6/5	vs CHI	3:38	0-2	.000	0-0	—	0-0	—	0	1	1	0	0	0	2	1	0
6/10	@WAS	17:01	2-6	.333	2-3	.667	2-4	.500	0	0	0	0	1	1	0	0	8
6/12	@MIN	6:21	0-2	.000	0-0	—	0-0	—	1	1	2	0	0	0	1	1	0
6/16	vs PHO	5:30	0-1	.000	0-0	—	0-0	—	0	0	0	0	0	0	0	1	0
6/18	vs PHO	1:58	1-1	1.000	0-0	—	0-0	—	0	1	1	0	0	0	1	0	2
6/20	vs NYL	DNP - CD	—	—	—	—	—	—	—	—	—	—	—	—	—	—	—
6/24	vs WAS	DNP - CD	—	—	—	—	—	—	—	—	—	—	—	—	—	—	—
6/26	@PHO	8:44	1-4	.250	0-3	.000	2-2	1.000	0	0	0	1	0	0	0	1	4
6/30	vs LVA	16:33	1-8	.125	0-2	.000	0-0	—	0	3	3	0	2	0	1	3	2
7/2	vs LVA	3:48	0-0	—	0-0	—	0-0	—	0	0	0	1	0	0	0	0	0
7/4	vs SEA	DNP - CD	—	—	—	—	—	—	—	—	—	—	—	—	—	—	—
7/7	@SEA	20:33	2-5	.400	0-1	.000	2-2	1.000	1	1	2	2	0	0	0	2	6
7/11	vs MIN	9:50	1-4	.250	0-0	—	2-2	1.000	0	1	1	0	0	1	2	1	4
8/15	vs IND																
8/17	vs ATL																
8/19	vs ATL																
8/22	@NYL																
8/24	@WAS																
8/26	@CON																
8/28	@CON																
8/31	@IND																
9/2	@MIN																
9/9	vs CON																
9/12	vs SEA																
9/16	@ATL																
9/19	@DAL																
Total	—	163:58	17-62	.274	5-17	.294	10-12	.833	5	15	20	9	7	3	8	13	49

2021 Regular Season Averages:

G-GS	PPG	RPG	APG	SPG	BPG	MPG	FG%	3FG%	FT%
5-5	16.4	7.0	1.2	0.6	0.2	29.6	58.6	33.3	80.0

	2021 Season Highs	Career Highs	Playoff Career Highs
PTS	21, @ CHI 5/30/21	38, vs ATL 6/30/16	27, vs CHI 9/28/16
REB	9, two times	20, @ IND 7/12/12	14, vs PHO 9/19/13
AST	3, @ LVA 5/21/21	8, two times	6, vs CHI 9/28/16
STL	2, @ CHI 5/28/21	6, two times	4, @ CHI 10/4/16
BLK	1, @DAL 6/1/21	5, vs ATL 6/30/16	3, @ CHI 10/4/16
FGM	9, @ LVA 5/21/21	13, two times	11, vs CHI 9/28/16
3FGM	1, two times	5, vs WAS 7/7/19	2, vs MIN 10/14/16
FTM	7, @ CHI 5/30/21	14, vs WAS 9/3/15	7, two times
MINS	39:23, @ CHI 5/30/21	46:59, @ CHI 8/18/17	37:59, @ MIN I 9/18/15



GAME BY GAME STATS

Date	Opponent	MINS	FG-A	FG%	3PM-A	3PT%	FTM-A	FT%	ORE	DEFF	TOI	AST	STL	BLK	TO	PF	PTS
5/14	vs DAL	26:20	8-14	.571	0-0	—	2-2	1.000	3	5	8	0	0	0	1	0	18
5/21	@ LVA	28:15	9-17	.529	1-2	.500	0-0	—	0	5	5	3	1	0	1	3	19
5/28	@CHI	28:54	6-11	.545	1-3	.333	1-2	.500	3	6	9	2	2	0	3	0	14
5/30	@CHI	39:23	7-11	.636	0-1	.000	7-9	.778	2	7	9	1	0	0	3	3	21
6/1	@DAL	25:01	4-5	.800	0-0	—	2-2	1.000	1	3	4	0	0	1	1	0	10
6/3	vs IND	DNP - KNEE	—	—	—	—	—	—	—	—	—	—	—	—	—	—	—
6/5	vs CHI	DNP - KNEE	—	—	—	—	—	—	—	—	—	—	—	—	—	—	—
6/10	@WAS	DNP - KNEE	—	—	—	—	—	—	—	—	—	—	—	—	—	—	—
6/12	@MIN	DNP - KNEE	—	—	—	—	—	—	—	—	—	—	—	—	—	—	—
6/16	vs PHO	DNP - KNEE	—	—	—	—	—	—	—	—	—	—	—	—	—	—	—
6/18	vs PHO	DNP - KNEE	—	—	—	—	—	—	—	—	—	—	—	—	—	—	—
6/20	vs NYL	DNP - KNEE	—	—	—	—	—	—	—	—	—	—	—	—	—	—	—
6/24	vs WAS	DNP - KNEE	—	—	—	—	—	—	—	—	—	—	—	—	—	—	—
6/26	@PHO	DNP - KNEE	—	—	—	—	—	—	—	—	—	—	—	—	—	—	—
6/30	vs LVA	DNP - KNEE	—	—	—	—	—	—	—	—	—	—	—	—	—	—	—
7/2	vs LVA	DNP - KNEE	—	—	—	—	—	—	—	—	—	—	—	—	—	—	—
7/4	vs SEA	DNP - KNEE	—	—	—	—	—	—	—	—	—	—	—	—	—	—	—
7/7	@SEA	DNP - KNEE	—	—	—	—	—	—	—	—	—	—	—	—	—	—	—
7/11	vs MIN	DNP - KNEE	—	—	—	—	—	—	—	—	—	—	—	—	—	—	—
8/15	vs IND																
8/17	vs ATL																
8/19	vs ATL																
8/22	@NYL																
8/24	@WAS																
8/26	@CON																
8/28	@CON																
8/31	@IND																
9/2	@MIN																
9/9	vs CON																
9/12	vs SEA																
9/16	@ATL																
9/19	@DAL																
Total	—	148:53	34-58	.586	2-6	.333	12-15	.800	9	26	35	6	3	1	9	6	82

2021 Regular Season Averages:

G-GS	PPG	RPG	APG	SPG	BPG	MPG	FG%	3FG%	FT%
2-0	0.0	0.5	1.0	1.0	0.5	10.0	0.0	0.0	0.0

	2021 Season Highs	Career Highs	Playoff Career Highs
PTS	—	—	—
REB	1, vs DAL 5/14/21	1, vs DAL 5/14/21	—
AST	2, vs DAL 5/14/21	2, vs DAL 5/14/21	—
STL	2, vs DAL 5/14/21	2, vs DAL 5/14/21	—
BLK	1, @ LVA 5/21/21	1, @ LVA 5/21/21	—
FGM	—	—	—
3FGM	—	—	—
FTM	—	—	—
MINS	17:22, vs DAL 5/14/21	17:22, vs DAL 5/14/21	—



GAME BY GAME STATS

Date	Opponent	MINS	FG-A	FG%	3PM-A	3PT%	FTM-A	FT%	ORE	DEF	TOT	AST	STL	BLK	TO	PF	PTS
5/14	vs DAL	17:22	0-4	.000	0-3	.000	0-0	—	0	1	1	2	2	0	1	1	0
5/21	@ LVA	2:36	0-1	.000	0-1	.000	0-2	.000	0	0	0	0	0	1	0	0	0
5/28	@CHI	DNP - KNEE	-	-	-	-	-	-	-	-	-	-	-	-	-	-	-
5/30	@CHI	DNP - KNEE	—	—	—	—	—	—	—	—	—	—	—	—	—	—	—
6/1	@DAL	DNP - KNEE	—	—	—	—	—	—	—	—	—	—	—	—	—	—	—
6/3	vs IND	DNP - KNEE	—	—	—	—	—	—	—	—	—	—	—	—	—	—	—
6/5	vs CHI	DNP - KNEE	—	—	—	—	—	—	—	—	—	—	—	—	—	—	—
6/10	@WAS	DNP - KNEE	—	—	—	—	—	—	—	—	—	—	—	—	—	—	—
6/12	@MIN	DNP - KNEE	—	—	—	—	—	—	—	—	—	—	—	—	—	—	—
6/16	vs PHO	DNP - KNEE	—	—	—	—	—	—	—	—	—	—	—	—	—	—	—
6/18	vs PHO	DNP - KNEE	—	—	—	—	—	—	—	—	—	—	—	—	—	—	—
6/20	vs NYL	DNP - KNEE	—	—	—	—	—	—	—	—	—	—	—	—	—	—	—
6/24	vs WAS	DNP - KNEE	—	—	—	—	—	—	—	—	—	—	—	—	—	—	—
6/26	@PHO	DNP - KNEE	—	—	—	—	—	—	—	—	—	—	—	—	—	—	—
6/30	vs LVA	DNP - KNEE	—	—	—	—	—	—	—	—	—	—	—	—	—	—	—
7/2	vs LVA	DNP - KNEE	—	—	—	—	—	—	—	—	—	—	—	—	—	—	—
7/4	vs SEA	DNP - KNEE	—	—	—	—	—	—	—	—	—	—	—	—	—	—	—
7/7	@SEA	DNP - KNEE	—	—	—	—	—	—	—	—	—	—	—	—	—	—	—
7/11	vs MIN	DNP - KNEE	—	—	—	—	—	—	—	—	—	—	—	—	—	—	—
8/15	vs IND																
8/17	vs ATL																
8/19	vs ATL																
8/22	@NYL																
8/24	@WAS																
8/26	@CON																
8/28	@CON																
8/31	@IND																
9/2	@MIN																
9/9	vs CON																
9/12	vs SEA																
9/16	@ATL																
9/19	@DAL																
Total	—	19:58	0-5	.000	0-4	.000	0-2	.000	0	1	1	2	2	1	1	1	0

2021 Regular Season Averages:

G-GS	PPG	RPG	APG	SPG	BPG	MPG	FG%	3FG%	FT%
10-3	4.2	2.4	0.9	0.7	0.0	16.8	40.6	50.0	71.4

	2021 Season Highs	Career Highs	Playoff Career Highs
PTS	13, vs WAS 6/24/21	13, vs WAS 6/24/21	—
REB	6, @ SEA 7/7/21	6, @ SEA 7/7/21	1, @ WAS 8/23/18
AST	2, vs MIN 7/11/21	3, @ ATL 7/23/19	—
STL	3, vs MIN 7/11/21	3, vs MIN 7/11/21	—
BLK	—	2, two times	—
FGM	5, vs WAS 6/24/21	5, vs WAS 6/24/21	—
3FGM	3, vs WAS 6/24/21	3, vs WAS 6/24/21	—
FTM	3, @ SEA 7/7/21	3, @ SEA 7/7/21	—
MINS	31:07, vs SEA 7/4/21	31:07, vs SEA 7/4/21	2:30, @ WAS 8/23/18



GAME BY GAME STATS

Date	Opponent	MINS	FG-A	FG%	3PM-A	3FG%	FTM-A	FT%	ORE	DEF	TOT	AST	STL	BLK	TO	PF	PTS
5/14	vs DAL	—	—	—	—	—	—	—	—	—	—	—	—	—	—	—	—
5/21	@ LVA	—	—	—	—	—	—	—	—	—	—	—	—	—	—	—	—
5/28	@CHI	—	—	—	—	—	—	—	—	—	—	—	—	—	—	—	—
5/30	@CHI	—	—	—	—	—	—	—	—	—	—	—	—	—	—	—	—
6/1	@DAL	—	—	—	—	—	—	—	—	—	—	—	—	—	—	—	—
6/3	vs IND	—	—	—	—	—	—	—	—	—	—	—	—	—	—	—	—
6/5	vs CHI	—	—	—	—	—	—	—	—	—	—	—	—	—	—	—	—
6/10	@WAS	9:32	1-2	.500	1-2	.500	0-0	—	0	1	1	1	1	0	1	3	3
6/12	@MIN	DNP - CD	—	—	—	—	—	—	—	—	—	—	—	—	—	—	—
6/16	vs PHO	13:23	1-3	.333	1-2	.500	0-0	—	1	2	3	1	0	0	0	1	3
6/18	vs PHO	1:58	0-0	—	0-0	—	0-0	—	0	0	0	1	0	0	0	0	0
6/20	vs NYL	20:00	0-2	.000	0-1	.000	0-0	—	1	1	2	1	1	0	0	3	0
6/24	vs WAS	16:26	5-5	1.000	3-3	1.000	0-0	—	0	2	2	1	0	0	0	3	13
6/26	@PHO	16:29	0-1	.000	0-0	—	0-0	—	0	1	1	1	0	0	0	4	0
6/30	vs LVA	14:11	1-3	.333	1-3	.333	0-0	—	0	2	2	0	0	0	1	1	3
7/2	vs LVA	DNP	—	—	—	—	—	—	—	—	—	—	—	—	—	—	—
7/4	vs SEA	31:07	2-8	.250	2-6	.333	0-0	—	1	2	3	1	0	0	0	2	6
7/7	@SEA	21:26	1-5	.200	1-3	.333	3-5	.600	0	6	6	0	2	0	1	0	6
7/11	vs MIN	23:25	2-3	.667	2-3	.667	2-2	1.000	0	4	4	2	3	0	0	1	8
8/15	vs IND																
8/17	vs ATL																
8/19	vs ATL																
8/22	@NYL																
8/24	@WAS																
8/26	@CON																
8/28	@CON																
8/31	@IND																
9/2	@MIN																
9/9	vs CON																
9/12	vs SEA																
9/16	@ATL																
9/19	@DAL																
Total	—	167:57	13-32	.406	11-22	.500	5-7	.714	3	21	24	9	7	0	3	18	42