

# LOS ANGELES SPARKS 2021 GAME NOTES



## Los Angeles Sparks (6-11) at Seattle Storm (14-4)

July 7, 2021

Angel of the Winds Arena | 7:00 p.m. (PT)  
CBS Sports Network, Spectrum SportsNet Overflow  
Commissioners Cup



### REGULAR SEASON SCHEDULE

Date	Opponent	Time/Result	Record
5/14	DALLAS	L, 94-71	0-1
5/21	at Las Vegas	L, 97-69	0-2
5/28	at Chicago	W, 76-61	1-2
5/30	at Chicago	W, 82-79 OT	2-2
6/1	at Dallas	L, 79-69	2-3
6/3	INDIANA	W, 98-63	3-3
6/5	CHICAGO	W, 68-63	4-3
6/10	at Washington	L, 89-71	4-4
6/12	at Minnesota	L, 80-64	4-5
6/16	PHOENIX	W, 85-80	5-5
6/18	PHOENIX	L, 80-66	5-6
6/20	NEW YORK	L, 76-73	5-7
6/24	WASHINGTON	W, 89-82	6-7
6/27	at Phoenix	L, 88-79	6-8
6/30	LAS VEGAS	L, 99-75	6-9
7/2	LAS VEGAS	L, 66-58	6-10
7/4	SEATTLE	L, 84-74	6-11
7/7	at Seattle	7:00 pm	—
7/11	MINNESOTA	6:00 pm	—
8/15	INDIANA	6:00 pm	—
8/17	ATLANTA	7:30 pm	—
8/19	ATLANTA	7:30 pm	—
8/22	at New York	11:00 am	—
8/24	at Washington	4:00 pm	—
8/26	at Connecticut	4:00 pm	—
8/28	at Connecticut	4:00 pm	—
8/31	at Indiana	4:00 pm	—
9/2	at Minnesota	5:00 pm	—
9/9	CONNECTICUT	7:30 pm	—
9/12	SEATTLE	6:00 pm	—
9/16	at Atlanta	4:00 pm	—
9/19	at Dallas	2:00 pm	—

\*all times listed are Pacific Standard Time

### PLAYER UPDATES

NUM.	PLAYER	UPDATE
20	Kristi Toliver	Out (eye)
40	Jasmine Walker	Out (right knee)
13	Chiney Ogumike	Out (right knee)
30	Nneka Ogumike	Out (left knee)

### CONTACT INFORMATION

#### Eli Horowitz

Director, Public Relations and Communications  
ehorowitz@la-sparks.com  
(847) 644-9932



@LA\_Sparks



@LASparks

#### Natalie Gilmore

Coordinator, Public Relations and Communications  
ngilmore@la-sparks.com

### LAST GAME STARTERS

G	17	ERICA WHEELER				5'7"	6TH SEASON		
GP/GS	17/17	PPG 13.5	RPG 2.9	APG 4.4	SPG 1.3	FG% 39.9	3FG% 32.7	MPG 28.1	
G	15	BRITTNEY SYKES				5'9"	5TH SEASON		
GP/GS	17/5	PPG 8.9	RPG 4.6	APG 2.1	SPG 1.8	FG% 39.0	3FG% 15.8	MPG 26.9	
F	44	KARLIE SAMUELSON				6'0"	3RD SEASON		
GP/GS	8/2	PPG 3.5	RPG 1.8	APG 0.9	SPG 0.3	FG% 41.7	3FG% 50.0	MPG 15.4	
F	12	NIA COFFEY				6'1"	5TH SEASON		
GP/GS	17/13	PPG 7.6	RPG 4.2	APG 0.9	SPG 0.9	FG% 40.0	3FG% 41.9	MPG 26.8	
C	1	AMANDA ZAHUI B.				6'5"	7TH SEASON		
GP/GS	15/12	PPG 11.6	RPG 6.1	APG 0.9	SPG 0.7	FG% 44.3	3FG% 31.9	MPG 26.3	

### MATCHUP NOTES

The Los Angeles Sparks (6-11) face-off against the Seattle Storm (14-4) on Wednesday, July 7 at 7 PM in Seattle. The Sparks lost to the Storm 84-74 on the Fourth of July at home. Sparks guards Brittney Sykes and Erica Wheeler each put up 19 points. Sykes recorded her first double-double of the season, and third of her career with 19, 10 rebounds, five assists, and two steals. Sparks center Amanda Zahui B. also put up 11 points. WNBA MVP and Seattle forward Breanna Stewart scored 21 points to go along with four rebounds and four assists. Four Storm players: Stewart (21), Ezi Magbegor (20), Epiphanny Prince (18), and Sue Bird (13) scored in double figures. They combined for 72 of the team's 84 points. The Storm come into Wednesday tied with the Aces for the best record in the WNBA.

#### Storm Probable Starters

C Mercedes Russell  
F Katie Lou Samuelson  
F Breanna Stewart  
G Jewell Loyd  
G Sue Bird

Head Coach: Noelle Quinn

### MILESTONE WATCH

PLAYER	MILESTONE (CURRENT)
Nneka Ogumike	4500 points (4401)
	2100 rebounds (2056)
	600 assists (504)
	200 blocks (177)
	500 steals (408)
Kristi Toliver	4500 points (4318)
	800 rebounds (804)
	1300 assists (1237)
	400 steals (317)
Chiney Ogumike	1800 points (1676)
	1000 rebounds (913)
	150 blocks (113)

### ASSOCIATED PRESS POWER POLL

Week 9	Total Points	High	Low
1 Las Vegas	167	1	2
2 Seattle	155	1	2
3 Connecticut	137	3	4
4 Chicago	124	3	6
5 Minnesota	114	4	6
6 Dallas	93	5	7
7 New York	90	5	8
8 Phoenix	70	6	9
9 Washington	56	8	10
10 Atlanta	39	9	11
11 Los Angeles	30	10	12
12 Indiana	15	11	12

## SAMUELSON VS SAMUELSON

On Sunday July 4, Katie Lou and **Karlie Samuelson** went head to head for the **first time in their college and professional basketball careers**. Karlie scored six points while Katie Lou scored two. Both sisters got the start for their respective teams. Katie Lou was drafted No. 4 overall out of UConn in the 2019 WNBA Draft two years after her big sis Karlie entered the league as an undrafted player out of Stanford in 2017. Karlie recently had a career-high night against the Mystics where she scored 13 points and went 5-for-5 from the floor to help give the Sparks the win on June 24.

## BIGS WHO DO BOTH

**Nia Coffey** and **Amanda Zahui B.** continue to hold down the frontcourt with the Ogwumike sisters out. Zahui B. and Coffey are tied for seventh in the WNBA in blocks per game (1.5) and are third and fifth in block percentage at 5.5 and 5.2, respectively. Zahui B. is second in the WNBA in 3-pointers made per game by a Center, behind only Tina Charles, while Coffey is third in 3PM per game by a Forward.

## EWHEEZY

**Erica Wheeler** is third in clutch points per game (4.0), is top 10 in assists per game (4.4) and had her first two career double-doubles with 18 points and 10 assists on June 16, and 20 points and 10 assists against New York on June 20.

## CAREER NIGHT FOR COOP

On June 24 against the Washington Mystics, **Te'a Cooper** demolished her career high in points scoring 26 points. Cooper set a Sparks franchise record for points off the bench with 26, going 10-of-15 and shooting 66.7% in the win. It was just the 13th time a WNBA player has had 15+ FGA off the bench while shooting 65% or better, per Across the Timeline. Cooper also scored 20 points at Phoenix on June 27, her first consecutive 20+ point games in her career.

## BRITTNEY 'TWO-WAY PLAYER' SYKES

With **Brittney Sykes** on the floor, Los Angeles allows 20.0 fewer points per 100 possessions than with her off it. She is currently fifth in defensive rating in the league, among players who play at least 20 minutes per game per WNBA.com. Sykes is third in steals per game in the WNBA averaging 1.8 and is Top 10 in blocks per game by a guard.

\*Stats as of July 6, 2021

## 2021 LOS ANGELES SPARKS ROSTER

NUM.	PLAYER	POS.	HT.	YRS OF EXP.	DOB	COLLEGE
1	Amanda Zahui B.	C	6'5"	6	09/8/93	Minnesota
2	Te'a Cooper	G	5'8"	1	04/16/97	Baylor
7	Maria Vadeeva*	C	6'4"	2	07/16/98	Russia
12	Nia Coffey	F	6'1"	4	06/11/95	Northwestern
13	Chiney Ogwumike	F/C	6'3"	4	03/21/92	Stanford
14	Lauren Cox	F	6'4'	1	04/20/98	Baylor
15	Brittney Sykes	G	5'9"	4	02/07/94	Syracuse
17	Erica Wheeler	G	5'7"	5	05/2/91	Rutgers
20	Kristi Toliver	G	5'7"	11	01/27/87	Maryland
22	Arella Guirantes	G	5'11"	R	10/15/97	Rutgers
30	Nneka Ogwumike	F	6'2"	9	07/02/90	Stanford
32	Bria Holmes	G	6'3"	4	04/19/94	West Virginia
40	Jasmine Walker	F	6'3"	R	02/03/98	Alabama
44	Karlie Samuelson	G	6'0"	2	05/10/1995	Stanford

\*will return following overseas commitments

## COACHING STAFF

### Coaching Staff:

Head Coach Derek Fisher  
 Assistant Coach Fred Williams  
 Assistant Coach Latricia Trammell  
 Assistant Coach Seimone Augustus

## PRONOUNCIATION CHART


### PLAYER/COACH

Te'a Cooper  
 Nneka Ogwumike  
 Chiney Ogwumike  
 Nia Coffey  
 Amanda Zahui B.  
 Arella Guirantes  
 Asst. Coach Seimone Augustus  
 Asst. Coach Latricia Trammell

### PRONOUNCIATION

TAY-uh  
 NECK-uh Oh-gwoo-muh-kay  
 CHIN-ay Oh-gwoo-muh-kay  
 Knee-uh  
 Zow-ee-bee  
 uh-REL-uh giH-RAHN-tez  
 suh-MOAN  
 TRAM-uhl


# 2021 LA SPARKS ROSTER




Position: C  
Height: 6'5"  
DOB: 9/8/1993  
College: Minnesota



Position: G  
Height: 5'8"  
DOB: 4/16/1997  
College: Baylor




Position: C  
Height: 6'4"  
DOB: 7/16/1998  
College: Russia



Position: F  
Height: 6'1"  
DOB: 6/11/1995  
College: Northwestern



Position: F/C  
Height: 6'3"  
DOB: 3/21/1992  
College: Stanford




Position: F  
Height: 6'4"  
DOB: 4/20/1998  
College: Baylor


**WILL JOIN TEAM AFTER  
OVERSEAS COMMITMENTS**



Position: G  
Height: 5'9"  
DOB: 2/7/1994  
College: Syracuse




Position: G  
Height: 5'7"  
DOB: 5/2/1991  
College: Rutgers




Position: G  
Height: 5'7"  
DOB: 1/27/1987  
College: Maryland



Position: G  
Height: 5'11"  
DOB: 10/15/1997  
College: Rutgers




Position: F  
Height: 6'2"  
DOB: 7/2/1990  
College: Stanford



Position: G  
Height: 6'3"  
DOB: 4/19/1994  
College: West Virginia



Position: F  
Height: 6'3"  
DOB: 2/3/1998  
College: Alabama



Position: G  
Height: 6'  
DOB: 5/10/1995  
College: Stanford

## COACHING STAFF




**HEAD COACH**



**ASSISTANT COACH**



**ASSISTANT COACH**



**ASSISTANT COACH**



**DIRECTOR OF  
SPORTS MEDICINE/  
HEAD ATHLETIC  
TRAINER**



**PLAYER  
DEVELOPMENT  
COACH**

## July 4 vs SEA - Game Story

### Short-Handed Sparks Rally Falls Short Against Seattle

On the Fourth of July, the Los Angeles Sparks faced off against the Seattle Storm for the first time in the 2021 season. The Storm won 84-74 led by the 2019 WNBA Most Valuable player Breanna Stewart, who scored 21 points to go along with four rebounds and four assists. Four Storm players: Stewart (21), Ezi Magbegor (20), Epiphanny Price (18), and Sue Bird (13) scored in double-figures. Sparks guards Brittney Sykes and Erica Wheeler led the Sparks 19 points each. Sykes also recorded her first double-double of the season with 10 rebounds, five assists, and two steals.

Sparks center Amanda Zahui B. started the game strong with back-to-back buckets. Sykes led all scorers with seven points in the first period, but Los Angeles shot just 25.7% from the field. Stewart also scored seven of her own. The first quarter became a back and forth defensive battle. The Storm led 20-15 at the end of the first quarter, as Seattle shot 47.1% from the field.

The Storm and Sparks continued exchanging baskets in the second quarter. Sykes scored a layup on the right wing, then Seattle forward Katie Lou Samuelson stole the ball and went for the easy layup. Sparks forward Nia Coffey then scored her 500th career point. Four-time WNBA Champion and Seattle guard Sue Bird and Stewart led the Storm on a 15-8 scoring run during the first half of the quarter. The Sparks stayed the course, led by Sykes (9), and guard Erica Wheeler (7). The Storm led 39-30 going into halftime.

Los Angeles started off the second half on a 14-3 scoring run. The Sparks crawled back into the game with three steals, and back-to-back three-pointers, courtesy of Nia Coffey and Sparks forward Karlie Samuelson. Brittney Sykes got the Sparks to within one with a steal and layup with six minutes to play in the second quarter. Coffey led the way collecting a block, and taking a charge on the defensive end, while scoring 11 points. The Sparks went on a 26-10 run, taking their largest lead of the game at 56-48, but the Storm closed the quarter on a 8-2 run. The Sparks led 58-56 going into the fourth quarter after shooting 58.3% from the 3-point line.

The Sparks and Storm battled back and forth throughout the fourth quarter. Seattle took the lead, but Wheeler scored a layup and hit a right elbow jumper to cut their lead to just three points, at 64-61 with 6:30 to play. The Seattle Storm pulled away, going on a 14-3 scoring run of their own. Stewart scored seven fourth quarter points, and the Storm led by as many as 12 points in the fourth, eventually securing the road win.

Off the court, sisters Karlie (Los Angeles) and Katie Lou (Seattle) Samuelson played against one another for the first time in their college and WNBA careers. The Samuelsons are Southern California natives who played high school basketball at nationally renowned Mater Dei High School. The sisters played in Spain together during the 2020 off-season.

When asked to describe what the moment meant to them on pregame shootaround, Katie Lou said "I probably say it's just surreal." Karlie said, "This moment is definitely surreal like I'm just taking it in."

Despite the loss, the Sparks showed flashes of strong play against the top team in the league and defending champions. The Sparks shot almost 40% from behind-the-arc. The Sparks will play on the road against the Storm for the second straight game on Wednesday, July 7 at 7:00 PM.



### Los Angeles Highlights:

- Three Sparks scored in double figures: Erica Wheeler (19), Brittney Sykes (19 - season high), and Nia Coffey (11)
- Brittney Sykes led all players with a season-high 10 rebounds
- Brittney Sykes recorded her first double-double of the season
- Amanda Zahui B. led all players with 3 blocks
- The Sparks shot 100% from the free throw line (17-17)



**MOST RECENT GAME - BOX SCORE**

**WOMEN'S NATIONAL BASKETBALL ASSOCIATION**

**OFFICIAL SCORER'S REPORT  
FINAL BOX**

Sunday, July 4, 2021 Los Angeles Convention Center, Los Angeles, CA

Officials: #9 Tim Greene, #18 Kurt Walker, #47 Brandon Schwab

Game Duration: 1:52

Attendance: 716

**VISITOR: Seattle Storm (14-4)**

	POS	MIN	FG	FGA	3P	3PA	FT	FTA	OR	DR	TOT	A	PF	ST	TO	BS	+/-	PTS
33 Katie Lou Samuelson	F	17:01	1	6	0	1	0	0	0	3	3	0	0	0	1	0	-7	2
30 Breanna Stewart	F	36:37	8	15	3	7	2	3	0	4	4	4	1	1	2	2	9	21
2 Mercedes Russell	C	16:41	1	2	0	0	0	0	1	5	6	0	1	0	0	0	0	2
11 Epiphanny Prince	G	31:19	6	12	2	5	4	4	0	2	2	2	3	3	2	1	21	18
10 Sue Bird	G	29:05	4	8	3	5	2	2	2	1	3	1	0	1	0	0	-10	13
13 Ezi Magbegor		23:19	7	11	0	0	6	6	3	6	9	0	5	0	3	1	10	20
21 Jordin Canada		19:36	2	5	0	0	2	2	0	0	0	5	0	2	1	0	9	6
7 Stephanie Talbot		16:24	0	0	0	0	0	0	0	4	4	4	4	0	1	0	12	0
8 Kennedy Burke		09:58	1	5	0	2	0	0	1	1	2	3	2	0	1	0	6	2
22 Cierra Burdick		DNP - Coach's decision																
200:00			30	64	8	20	16	17	7	26	33	19	16	7	11	4	10	84
			46.9%		40%		94.1%		TM REB: 5		TOT TO: 12 (14 PTS)							

**HOME: LOS ANGELES SPARKS (6-11)**

	POS	MIN	FG	FGA	3P	3PA	FT	FTA	OR	DR	TOT	A	PF	ST	TO	BS	+/-	PTS
44 Karlie Samuelson	F	31:07	2	8	2	6	0	0	1	2	3	1	2	0	0	0	-2	6
12 Nia Coffey	F	27:34	4	12	3	6	0	0	0	2	2	2	5	0	1	1	4	11
1 Amanda Zahui B	C	21:08	4	5	0	0	0	0	1	3	4	3	5	1	2	3	-1	8
15 Brittney Sykes	G	36:51	6	13	0	0	7	7	1	9	10	5	1	2	1	0	-7	19
17 Erica Wheeler	G	35:08	6	17	1	3	6	6	1	3	4	5	3	2	2	0	2	19
32 Bria Holmes		16:59	1	3	0	1	2	2	3	1	4	0	1	0	2	1	-13	4
2 Te'a Cooper		16:54	1	5	1	2	0	0	0	1	1	1	0	0	3	0	-23	3
14 Lauren Cox		14:19	1	2	0	0	2	2	0	2	2	1	1	0	1	0	-10	4
22 Arella Guirantes		DNP - Coach's decision																
200:00			25	65	7	18	17	17	7	23	30	18	18	5	12	5	-10	74
			38.5%		38.9%		100%		TM REB: 7		TOT TO: 13 (13 PTS)							

**SCORE BY PERIOD**

	1	2	3	4	FINAL
Storm	20	19	17	28	84
SPARKS	15	15	28	16	74

Inactive: Storm - Loyd (Injury/Illness - Left Ankle)

Inactive: Sparks - Ogwumike (Injury/Illness - Right Knee), Ogwumike (Injury/Illness - Left Knee), Toliver (Injury/Illness - Eye), Vadeeva (Not With Team - Overseas), Walker (Injury/Illness - Right Knee)

Points in the Paint: Storm 36 (18/30), SPARKS 28 (14/36)

2nd Chance Points: Storm 11 (3/4), SPARKS 7 (2/7)

Fast Break Points: Storm 5 (2/5), SPARKS 4 (2/9)

Biggest Lead: Storm 14, SPARKS 8

Lead Changes: 6

Times Tied: 4

LAST TIME AGAINST SEATTLE - BOX SCORE

WOMEN'S NATIONAL BASKETBALL ASSOCIATION

OFFICIAL SCORER'S REPORT  
FINAL BOX

Sunday, July 4, 2021 Los Angeles Convention Center, Los Angeles, CA

Officials: #9 Tim Greene, #18 Kurt Walker, #47 Brandon Schwab

Game Duration: 1:52

Attendance: 716

VISITOR: Seattle Storm (14-4)

	POS	MIN	FG	FGA	3P	3PA	FT	FTA	OR	DR	TOT	A	PF	ST	TO	BS	+/-	PTS
33 Katie Lou Samuelson	F	17:01	1	6	0	1	0	0	0	3	3	0	0	0	1	0	-7	2
30 Breanna Stewart	F	36:37	8	15	3	7	2	3	0	4	4	4	1	1	2	2	9	21
2 Mercedes Russell	C	16:41	1	2	0	0	0	0	1	5	6	0	1	0	0	0	0	2
11 Epiphanny Prince	G	31:19	6	12	2	5	4	4	0	2	2	2	3	3	2	1	21	18
10 Sue Bird	G	29:05	4	8	3	5	2	2	2	1	3	1	0	1	0	0	-10	13
13 Ezi Magbegor		23:19	7	11	0	0	6	6	3	6	9	0	5	0	3	1	10	20
21 Jordin Canada		19:36	2	5	0	0	2	2	0	0	0	5	0	2	1	0	9	6
7 Stephanie Talbot		16:24	0	0	0	0	0	0	0	4	4	4	4	0	1	0	12	0
8 Kennedy Burke		09:58	1	5	0	2	0	0	1	1	2	3	2	0	1	0	6	2
22 Cierra Burdick	DNP - Coach's decision																	
200:00			30	64	8	20	16	17	7	26	33	19	16	7	11	4	10	84
			46.9%		40%		94.1%		TM REB: 5			TOT TO: 12 (14 PTS)						

HOME: LOS ANGELES SPARKS (6-11)

	POS	MIN	FG	FGA	3P	3PA	FT	FTA	OR	DR	TOT	A	PF	ST	TO	BS	+/-	PTS
44 Karlie Samuelson	F	31:07	2	8	2	6	0	0	1	2	3	1	2	0	0	0	-2	6
12 Nia Coffey	F	27:34	4	12	3	6	0	0	0	2	2	2	5	0	1	1	4	11
1 Amanda Zahui B	C	21:08	4	5	0	0	0	0	1	3	4	3	5	1	2	3	-1	8
15 Brittney Sykes	G	36:51	6	13	0	0	7	7	1	9	10	5	1	2	1	0	-7	19
17 Erica Wheeler	G	35:08	6	17	1	3	6	6	1	3	4	5	3	2	2	0	2	19
32 Bria Holmes		16:59	1	3	0	1	2	2	3	1	4	0	1	0	2	1	-13	4
2 Te'a Cooper		16:54	1	5	1	2	0	0	0	1	1	1	0	0	3	0	-23	3
14 Lauren Cox		14:19	1	2	0	0	2	2	0	2	2	1	1	0	1	0	-10	4
22 Arella Guirantes	DNP - Coach's decision																	
200:00			25	65	7	18	17	17	7	23	30	18	18	5	12	5	-10	74
			38.5%		38.9%		100%		TM REB: 7			TOT TO: 13 (13 PTS)						

SCORE BY PERIOD	1	2	3	4	FINAL
Storm	20	19	17	28	84
SPARKS	15	15	28	16	74

Inactive: Storm - Loyd (Injury/Illness - Left Ankle)

Inactive: Sparks - Ogwumike (Injury/Illness - Right Knee), Ogwumike (Injury/Illness - Left Knee), Toliver (Injury/Illness - Eye), Vadeeva (Not With Team - Overseas), Walker (Injury/Illness - Right Knee)

Points in the Paint: Storm 36 (18/30), SPARKS 28 (14/36)

2nd Chance Points: Storm 11 (3/4), SPARKS 7 (2/7)

Fast Break Points: Storm 5 (2/5), SPARKS 4 (2/9)

Biggest Lead: Storm 14, SPARKS 8

Lead Changes: 6

Times Tied: 4

**LOS ANGELES SPARKS HIGHS**

Points, Game.....98 vs. IND 6/3  
 Points, First Half.....53 vs. PHO 6/16  
 Points, Second Half.....50 vs. IND 6/3  
 Points, 1Q.....27 vs. PHO 6/16  
 Points, 2Q.....32 vs. WAS 6/24  
 Points, 3Q.....28 vs. SEA 7/4  
 Points, 4Q.....27 vs. IND 6/3  
 Points, Overtime..... 9 @ CHI 5/30

Field Goals Made.....37 vs. IND 6/3  
 Field Goals Att.....82 vs. LVA 6/30  
 Field Goal Percentage.....56.1% vs. IND 6/3  
 3FG Made.....14 vs. IND 6/3  
 3FG Att.....30 @ DAL 6/1  
 3FG Percentage.....58.8% vs. WAS 6/24  
 Free Throws Made.....19 @ WAS 6/10  
 Free Throws Att.....28 @ WAS 6/10  
 FT Percentage.....100% vs. SEA 7/4

Offensive Rebounds.....14 vs. PHO 6/17  
 Defensive Rebounds.....29 vs. LVA 6/30  
 Total Rebounds.....39 vs. LVA 6/30  
 Assists.....20 @ CHI 5/30  
 Steals.....17 vs. NYL 6/20  
 Turnovers.....19 @ CHI 5/30  
 Blocked Shots.....10 @ DAL 6/1  
 Personal Fouls.....25 vs. PHO 6/18

**OPPONENT HIGHS**

Points, Game.....99 vs. LVA 6/30  
 Points, First Half.....56 vs. LVA 6/30  
 Points, Second Half.....50 vs. DAL 5/14  
 Points, 1Q.....27 @ CHI 5/30  
 Points, 2Q.....31 @ LVA 5/21  
 Points, 3Q.....26 vs. DAL 5/14  
 Points, 4Q.....28 vs. SEA 7/4  
 Points, Overtime.....6 @ CHI 5/30

Field Goals Made.....37 vs. LVA 6/30  
 Field Goals Att.....81 vs. LVA 6/30  
 Field Goal Percentage.....53.2% @ LVA 5/21  
 3FG Made.....11 vs. WAS 6/24  
 3FG Att.....31 vs. NYL 6/20  
 3FG Percentage.....78.3% vs. LVA 7/2  
 Free Throws Made.....27 @ LVA 5/21  
 Free Throws Att.....32 @ LVA 5/21  
 FT Percentage.....100% @ CHI 5/30

**LOS ANGELES SPARKS LOWS**

-Points, Game.....58 vs. LVA 7/2  
 -Points, First Half.....28 @ DAL 6/1  
 -Points, Second Half..... 28 vs. LVA 7/2  
 -Points, 1Q.....13 vs. LVA 7/2  
 -Points, 2Q.....7 @ DAL 6/1  
 -Points, 3Q.....9 vs. CHI 6/5  
 -Points, 4Q.....7 @ MIN 6/10  
 -Points, Overtime..... 9 @ CHI 5/30

-Field Goals Made..... 22 vs. LVA 7/2  
 -Field Goals Att..... 60 vs. PHO 6/18  
 -Field Goal Percentage.....32.8% @ WAS 6/10  
 -3FG Made.....3 vs. CHI 6/5  
 -3FG Att..... 14 vs. PHO 6/18  
 -3FG Percentage..... 15.8% vs. CHI 6/5  
 -Free Throws Made.....4 vs. PHO 6/16  
 -Free Throws Att..... 6 vs. PHO 6/16  
 -FT Percentage..... 50.0% vs. NYL 6/20

-Offensive Rebounds.....0 vs. WAS 6/24  
 -Defensive Rebounds..... 18 @ MIN 6/12  
 -Total Rebounds..... 24 @ DAL 6/1  
 -Assists..... 10 vs. PHO 6/18  
 -Steals..... 3 vs. PHO 6/16  
 -Turnovers..... 5 vs. PHO 6/16  
 -Blocked Shots..... 2 vs. NYL 6/20  
 -Personal Fouls..... 13 vs. LVA 6/30

**OPPONENT LOWS**

-Points, Game.....63 vs. CHI 6/5  
 -Points, First Half.....25 vs. IND 6/3  
 -Points, Second Half.....28 vs. LVA 7/2  
 -Points, 1Q.....10 @ CHI 5/30  
 -Points, 2Q.....11 vs. IND 6/3  
 -Points, 3Q.....8 @ MIN 6/12  
 -Points, 4Q.....14 vs. PHO 6/16  
 -Points, Overtime..... 6 @ CHI 5/30

-Field Goals Made..... 12 @ CHI 5/30  
 -Field Goals Att..... 12 @ CHI 5/30  
 -Field Goal Percentage.....33.9% vs. CHI 6/5  
 -3FG Made..... 2 vs. LVA 7/2  
 -3FG Att.....11 vs. LVA 7/2  
 -3FG Percentage..... 27.8% vs. CHI 6/5  
 -Free Throws Made..... 11 vs. PHO 6/27  
 -Free Throws Att.....12 @ DAL 6/1  
 -FT Percentage.....68.8% vs. IND 6/3

# 2021 TEAM BOX SCORE

Date	Opponent	MINS	FG-A	PCT	3PM-A	PCT	FTM-A	PCT	OFF	DEF	TOT	AST	STL	BLK	TO	PF	PTS
5/14	vs DAL	40:00	28-78	.359	7-27	.259	8-14	.571	6	19	25	15	12	3	15	17	71
5/21	@ LVA	40:00	27-74	.365	5-17	.294	10-15	.667	5	23	28	18	8	1	11	24	69
5/28	@CHI	40:00	26-66	.394	9-19	.474	15-18	.833	9	21	30	17	13	3	20	18	76
5/30	@CHI	45:00	30-73	.411	8-18	.444	14-18	.778	8	25	33	20	11	8	20	19	82
6/1	@DAL	40:00	24-64	.375	10-30	.333	11-12	.917	4	20	24	11	5	10	12	19	69
6/3	vs IND	40:00	37-66	.561	14-28	.500	10-11	.909	2	25	27	14	9	4	8	18	98
6/5	vs CHI	40:00	25-68	.368	3-19	15.8	15-21	.714	9	29	38	13	4	6	11	20	68
6/10	@WAS	40:00	22-67	.328	8-23	.348	19-28	.679	9	22	31	13	6	4	11	19	71
6/12	@MIN	40:00	23-70	.329	8-23	.348	10-12	.833	9	18	27	15	9	5	13	18	64
6/16	vs PHO	40:00	36-80	.450	9-28	.321	4-6	.667	14	21	35	17	3	6	5	23	85
6/18	vs PHO	40:00	25-55	.455	5-16	.313	25-31	.806	4	29	33	13	8	3	12	19	80
6/20	vs NYL	40:00	31-68	.456	6-24	.250	5-10	.500	8	19	27	16	17	2	18	19	73
6/24	vs WAS	40:00	33-64	.516	10-17	.588	13-15	.867	0	22	22	16	8	6	12	18	89
6/26	@PHO	40:00	31-74	.419	6-20	.300	11-15	.733	5	26	31	14	7	3	9	24	79
6/30	vs LVA	40:00	28-82	.341	7-24	.292	12-17	.706	10	29	39	12	9	3	11	13	75
7/2	vs LVA	40:00	22-62	.355	6-21	.286	8-10	.800	5	28	33	12	5	6	13	20	58
7/4	vs SEA	40:00	25-65	.385	7-18	.389	17-17	1.000	7	23	30	18	5	5	12	18	74
7/7	@SEA																
7/11	vs MIN																
8/15	vs IND																
8/17	vs ATL																
8/19	vs ATL																
8/22	@NYL																
8/24	@WAS																
8/26	@CON																
8/28	@CON																
8/31	@IND																
9/2	@MIN																
9/9	vs CON																
9/12	vs SEA																
9/16	@ATL																
9/19	@DAL																
Total	—	685:00	471-1181	.399	127-371	.342	198-261	.759	115	393	508	251	139	77	218	332	1267

# 2021 TEAM AVERAGES

	G	MPG	PPG	RPG	APG	SPG	BPG	FG%	3FG%	FT%	TO	PF
Sparks	17	40.3	74.5	29.9	14.8	8.2	4.5	39.9	34.2	75.9	13.0	19.5
Opponent	17	40.3	80.0	40.2	17.1	6.1	4.4	42.6	35.9	84.2	18.8	18.2




#1	AMANDA ZAHUI B.	CENTER	6-5	9/8/93	MINNESOTA	7TH SEASON
----	-----------------	--------	-----	--------	-----------	------------

2021 Regular Season Averages:

G-GS	PPG	RPG	APG	SPG	BPG	MPG	FG%	3FG%	FT%
15-12	11.6	6.1	0.9	0.7	1.5	26.3	44.3	31.9	84.6

	2021 Season Highs	Career Highs	Playoff Career Highs
PTS	22, vs LVA 6/30/21	37, @ LAS 6/15/19	2, vs PHO 9/24/16
REB	12, vs LVA 7/2/21	21, @ LVA 8/29/20	2, two times
AST	3, vs SEA 7/4/21	5, two times	—
STL	2, @ CHI 5/28/21	4, vs. MIN 8/5/20	—
BLK	4, vs CHI 6/5/21	6, vs. LAS 6/4/19	1, @ PHO 9/17/15
FGM	9, vs LVA 6/30/21	13, @ LAS 6/15/19	1, vs PHO 9/24/16
3FGM	3, vs PHO 6/16/21	7, @ LAS 6/15/19	—
FTM	3, @ MIN 6/12/21	6, two times	—
MINS	36:20, @ MIN 6/12/21	36:20, @ MIN 6/12/21	6, vs PHO 9/24/16



GAME BY GAME STATS

Date	Opponent	MINS	FG-A	PCI	3PM-A	PCI	FTM-A	PCI	QFF	DEF	IOI	AST	STL	BLK	TO	PF	PTS
5/14	vs DAL	DNP - Back	—	—	—	—	—	—	—	—	—	—	—	—	—	—	—
5/21	@ LVA	DNP - Back	—	—	—	—	—	—	—	—	—	—	—	—	—	—	—
5/28	@CHI	16:24	3-5	.600	2-3	.667	0-0	—	0	2	2	0	2	1	4	3	8
5/30	@CHI	34:59	7-8	.875	2-3	.667	1-1	1.000	0	8	8	0	1	3	3	3	17
6/1	@DAL	21:28	4-9	.444	2-6	.333	0-0	—	1	2	3	2	1	1	3	2	10
6/3	vs IND	24:16	3-9	.333	1-7	.143	0-0	—	0	7	7	2	0	1	1	2	7
6/5	vs CHI	30:53	6-14	.429	0-5	.000	1-2	.500	2	8	10	2	1	4	1	4	13
6/10	@WAS	15:52	3-6	.500	1-2	.500	2-2	1.000	0	4	4	0	0	1	3	3	9
6/12	@MIN	36:20	5-14	.357	2-8	.250	3-4	.750	2	6	8	0	1	1	0	5	15
6/16	vs PHO	34:35	6-19	.316	3-11	.273	0-0	—	0	7	7	0	0	2	0	4	15
6/18	vs PHO	18:59	2-6	.333	1-4	.250	0-0	—	0	6	6	1	1	0	1	6	5
6/20	vs NYL	11:24	2-4	.500	0-1	.000	0-0	—	0	2	2	0	1	0	2	3	4
6/24	vs WAS	34:23	6-13	.462	3-6	.500	2-2	1.000	0	5	5	1	1	3	1	3	17
6/26	@PHO	33:07	4-10	.400	2-4	.500	0-0	—	0	4	4	1	0	0	2	1	10
6/30	vs LVA	29:30	9-20	.450	2-6	.333	2-2	1.000	4	5	9	2	1	2	3	3	22
7/2	vs LVA	30:47	6-16	.375	2-6	.333	0-0	—	4	8	12	0	0	1	1	5	14
7/4	vs SEA	21:08	4-5	.800	0-0	—	0-0	—	1	3	4	3	1	3	2	5	8
7/7	@SEA																
7/11	vs MIN																
8/15	vs IND																
8/17	vs ATL																
8/19	vs ATL																
8/22	@NYL																
8/24	@WAS																
8/26	@CON																
8/28	@CON																
8/31	@IND																
9/2	@MIN																
9/9	vs CON																
9/12	vs SEA																
9/16	@ATL																
9/19	@DAL																
Total	—	394:42	70-158	.443	23-72	.319	11-13	.846	14	77	91	13	11	23	27	52	174

#2	TE'A COOPER	GUARD	5-8	4/16/97	BAYLOR	2ND SEASON
----	-------------	-------	-----	---------	--------	------------

2021 Regular Season Averages:

G-GS	PPG	RPG	APG	SPG	BPG	MPG	FG%	3FG%	FT%
16-8	10.3	2.1	1.5	0.9	0.2	22.5	37.8	35.9	76.0

	2021 Season Highs	Career Highs	Playoff Career Highs
PTS	26, vs WASH 6/24/21	26, vs WASH 6/24/21	3, vs CON 9/17/20
REB	6, vs LVA 6/30/21	6, @CON 8/28/20	—
AST	4, two times	4, two times	2, vs CON 9/17/20
STL	2, four times	2, three times	1, vs CON 9/17/20
BLK	2, @ MIN 6/12/21	2, @ MIN 6/12/21	—
FGM	10, vs WASH 6/24/21	10, vs WASH 6/24/21	1, vs CON 9/17/20
3FGM	2, four times	3, @NYL 9/8/20	1, vs CON 9/17/20
FTM	6, vs LVA 6/30/21	6, vs LVA 6/30/21	—
MINS	33:57, vs LVA 7/2/21	33:57, vs LVA 7/2/21	20, vs CON 9/17/20



GAME BY GAME STATS

Date	Opponent	MINS	FG-A	PCT	3PM-A	PCT	FTM-A	PCI	QFF	DEF	TOT	AST	STL	BLK	TO	PF	PTS
5/14	vs DAL	17:30	1-10	.100	1-3	.333	1-2	.500	0	2	2	1	2	0	1	2	4
5/21	@ LVA	21:13	2-5	.400	2-3	.667	2-2	1.000	0	1	1	1	1	0	2	3	8
5/28	@CHI	13:40	2-9	.222	0-3	.000	1-2	.500	0	0	0	0	0	0	1	4	5
5/30	@CHI	10:10	0-6	.000	0-0	—	0-0	—	0	3	3	1	1	0	3	0	0
6/1	@DAL	32:50	4-12	.333	0-3	.000	4-4	1.000	0	3	3	4	1	0	0	3	12
6/3	vs IND	17:09	5-8	.625	1-2	.500	4-5	.800	0	1	1	0	0	0	1	3	15
6/5	vs CHI	32:25	4-9	.444	1-4	.250	4-6	.667	0	2	2	0	0	0	2	3	13
6/10	@WAS	21:33	3-14	.214	0-2	.000	5-6	.833	1	2	3	2	2	1	2	2	11
6/12	@MIN	31:24	6-10	.600	2-3	.667	3-3	1.000	0	1	1	2	2	2	4	2	17
6/16	vs PHO	—	—	—	—	—	—	—	—	—	—	—	—	—	—	—	—
6/18	vs PHO	13:42	0-3	.000	0-1	.000	0-0	—	0	2	2	1	1	0	1	1	0
6/20	vs NYL	14:56	1-3	.333	0-0	—	1-2	.500	0	1	1	1	0	0	1	1	3
6/24	vs WAS	26:55	10-15	.667	1-1	.100	5-6	.833	0	3	3	4	2	0	0	2	26
6/26	@PHO	31:01	8-14	.571	2-4	.500	2-2	1.000	0	1	1	2	1	0	3	3	20
6/30	vs LVA	24:38	4-14	.286	1-3	.333	6-10	.600	2	4	6	3	0	0	2	2	15
7/2	vs LVA	33:57	5-11	.455	2-5	.400	0-0	—	0	4	4	1	2	0	3	3	12
7/4	vs SEA	16:54	1-5	.200	1-2	.500	0-0	—	0	1	1	1	0	0	3	0	3
7/7	@SEA																
7/11	vs MIN																
8/15	vs IND																
8/17	vs ATL																
8/19	vs ATL																
8/22	@NYL																
8/24	@WAS																
8/26	@CON																
8/28	@CON																
8/31	@IND																
9/2	@MIN																
9/9	vs CON																
9/12	vs SEA																
9/16	@ATL																
9/19	@DAL																
Total	—	359:49	56-148	.378	14-39	.359	38-50	.760	3	30	33	23	15	3	29	34	164

#7	MARIA VADEEVA	CENTER	6-4	7/16/98	RUSSIA	3RD SEASON
----	---------------	--------	-----	---------	--------	------------

2019 Regular Season Averages:

G-GS	PPG	RPG	APG	SPG	BPG	MPG	FG%	3FG%	FT%
15-1	7.8	3.9	0.7	1.0	0.2	12.0	.490	.313	.769

	2019 Season Highs	Career Highs	Playoff Career Highs
PTS	24, @ LVA 5/26/19	24, @ LVA 5/26/19	2, two times
REB	8, two times	8, two times	4, vs CON 9/22/19
AST	3, two times	3, two times	2, vs SEA 9/15/19
STL	3, vs MIN 8/20/19	3, vs MIN 8/20/19	—
BLK	3, @ LVA 5/26/19	3, two times	1, three times
FGM	11, @ LVA 5/26/19	11, @ LVA 5/26/19	1, two times
3FGM	2, @ LVA 5/26/19	2, two times	—
FTM	4, vs SEA 8/4/19	4, vs SEA 8/4/19	—
MINS	24:12, @ LVA 5/26/19	24:12, @ LVA 5/26/19	13:30 vs CON 9/22/19



## GAME BY GAME STATS

[illegible]

2021 Regular Season Averages:

G-GS	PPG	RPG	APG	SPG	BPG	MPG	FG%	3FG%	FT%
17-13	7.6	4.2	0.9	0.9	1.5	26.8	40.0	41.9	66.7

	2021 Season Highs	Career Highs	Playoff Career Highs
PTS	17, @ CHI 5/30/21	23, vs SEA 5/27/18	—
REB	9, vs CHI 6/5/21	12, vs PHO 6/17/18	—
AST	3, vs CHI 6/5/21	6, @ CHI 6/3/18	—
STL	4, @ CHI 5/30/21	4, @CHI 5/30/21	—
BLK	6, @ DAL 6/1/21	6, @DAL 6/1/21	—
FGM	6, two times	8, vs SEA 5/27/18	—
3FGM	3, five times	3, five times	—
FTM	4, two times	7, two times	—
MINS	32:58, vs CHI 6/5/21	32:58, vs CHI 6/5/21	—



GAME BY GAME STATS

Date	Opponent	MINS	FG-A	PCT	3PM-A	PCT	FTM-A	PCT	QFF	DEF	TOT	AST	STL	BLK	TQ	PF	PTS
5/14	vs DAL	19:41	4-8	.500	2-4	.500	0-2	.000	2	2	4	1	1	2	4	2	10
5/21	@ LVA	20:43	3-7	.429	1-2	.500	1-2	.500	0	3	3	0	1	0	0	1	8
5/28	@CHI	16:59	3-5	.600	3-4	.750	0-0	—	1	4	5	1	1	1	0	1	9
5/30	@CHI	31:04	6-12	.500	3-5	.600	0-0	—	1	3	4	1	4	2	1	2	17
6/1	@DAL	28:28	3-8	.375	2-5	.400	0-0	—	1	5	6	1	1	6	1	4	8
6/3	vs IND	30:36	4-4	1.000	3-3	1.000	4-5	.800	0	1	1	1	0	2	0	4	13
6/5	vs CHI	32:25	4-11	.364	0-3	.000	2-2	1.000	1	8	9	3	3	2	0	2	10
6/10	@WAS	20:12	1-8	.125	0-3	.000	3-4	.750	2	2	4	0	0	0	0	2	5
6/12	@MIN	24:52	3-6	.500	2-4	.500	0-0	—	1	3	4	1	0	2	3	4	8
6/16	vs PHO	24:54	2-5	.400	0-3	.000	0-0	—	0	1	1	0	1	0	0	4	4
6/18	vs PHO	29:15	2-4	.500	1-1	1.000	0-0	—	1	2	3	1	1	0	2	3	5
6/20	vs NYL	32:12	6-13	.462	3-8	.375	0-0	—	0	3	3	1	0	2	4	2	15
6/24	vs WAS	31:19	1-4	.250	1-3	.333	0-0	—	0	1	1	1	1	1	2	2	3
6/26	@PHO	28:43	2-6	.333	2-4	.500	0-0	—	1	6	7	1	1	0	1	4	6
6/30	vs LVA	26:26	0-4	.000	0-3	.000	0-0	—	0	7	7	1	0	0	0	3	0
7/2	vs LVA	28:18	0-3	.000	0-1	.000	0-0	—	1	6	7	0	2	4	4	3	0
7/4	vs SEA	27:34	4-12	.333	3-6	.500	0-0	—	0	2	2	2	0	1	1	5	11
7/7	@SEA																
7/11	vs MIN																
8/15	vs IND																
8/17	vs ATL																
8/19	vs ATL																
8/22	@NYL																
8/24	@WAS																
8/26	@CON																
8/28	@CON																
8/31	@IND																
9/2	@MIN																
9/9	vs CON																
9/12	vs SEA																
9/16	@ATL																
9/19	@DAL																
Total	—	455:10	48-120	.400	26-62	.419	8-12	.667	12	59	71	16	17	25	23	48	130

2021 Regular Season Averages:

G-GS	PPG	RPG	APG	SPG	BPG	MPG	FG%	3FG%	FT%
3-3	9.0	5.7	2.0	0.7	0.7	27.3	34.5	66.7	71.4

	2021 Season Highs	Career Highs	Playoff Career Highs
PTS	12, vs DAL 5/14/21	30, vs SEA 6/15/18	10, @CON 9/19/19
REB	6, two times	17, vs NY 6/29/14	5, @CON 9/19/19
AST	2, three times	4, vs NY 6/14/19	2, vs SEA 9/15/19
STL	1, two times	4, two times	2, vs PHX 9/23/19
BLK	1, @ CHI 5/28/21	7, vs DAL 7/20/16	2, @CON 9/17/19
FGM	5, vs DAL 5/14/21	13, vs SEA 6/15/18	14 @CON 9/19/19
3FGM	2, vs DAL 5/14/21	2, vs DAL 5/14/21	—
FTM	3, @ LVA 5/21/21	8, two times	—
MINS	30:40, @ LVA 5/21/21	40, two times	19, vs PHO 8/23/18



GAME BY GAME STATS

Date	Opponent	MINS	FG-A	PCT	3PM-A	PCT	FTM-A	PCT	OFF	DEF	TOT	AST	STL	BLK	TO	PF	PTS
5/14	vs DAL	27:11	5-11	.455	2-3	.667	0-0	—	1	5	6	2	1	0	1	4	12
5/21	@ LVA	30:40	4-10	.400	0-0	—	3-5	.600	3	2	5	2	1	0	2	5	11
5/28	@CHI	24:00	1-8	.125	0-0	—	2-2	1.000	2	4	6	2	0	1	3	4	4
5/30	@CHI	DNP - KNEE	—	—	—	—	—	—	—	—	—	—	—	—	—	—	—
6/1	@DAL	DNP - KNEE	—	—	—	—	—	—	—	—	—	—	—	—	—	—	—
6/3	vs IND	DNP - KNEE	—	—	—	—	—	—	—	—	—	—	—	—	—	—	—
6/5	vs CHI	DNP - KNEE	—	—	—	—	—	—	—	—	—	—	—	—	—	—	—
6/10	@WAS	DNP - KNEE	—	—	—	—	—	—	—	—	—	—	—	—	—	—	—
6/12	@MIN	DNP - KNEE	—	—	—	—	—	—	—	—	—	—	—	—	—	—	—
6/16	vs PHO	DNP - KNEE	—	—	—	—	—	—	—	—	—	—	—	—	—	—	—
6/18	vs PHO	DNP - KNEE	—	—	—	—	—	—	—	—	—	—	—	—	—	—	—
6/20	vs NYL	DNP - KNEE	—	—	—	—	—	—	—	—	—	—	—	—	—	—	—
6/24	vs WAS	DNP - KNEE	—	—	—	—	—	—	—	—	—	—	—	—	—	—	—
6/26	@PHO	DNP - KNEE	—	—	—	—	—	—	—	—	—	—	—	—	—	—	—
6/30	vs LVA	DNP - KNEE	—	—	—	—	—	—	—	—	—	—	—	—	—	—	—
7/2	vs LVA	DNP - KNEE	—	—	—	—	—	—	—	—	—	—	—	—	—	—	—
7/4	vs SEA	DNP - KNEE	—	—	—	—	—	—	—	—	—	—	—	—	—	—	—
7/7	@SEA																
7/11	vs MIN																
8/15	vs IND																
8/17	vs ATL																
8/19	vs ATL																
8/22	@NYL																
8/24	@WAS																
8/26	@CON																
8/28	@CON																
8/31	@IND																
9/2	@MIN																
9/9	vs CON																
9/12	vs SEA																
9/16	@ATL																
9/19	@DAL																
Total	—	81:51	10-29	.345	2-3	.667	5-7	.714	6	11	17	6	2	1	6	13	27



2021 Regular Season Averages:

G-GS	PPG	RPG	APG	SPG	BPG	MPG	FG%	3FG%	FT%
3-0	4.3	3.7	1.0	0.7	0.7	18.0	33.3	0.0	83.3

	2021 Season Highs	Career Highs	Playoff Career Highs
PTS	5, vs LVA 7/2/21	7, two times	—
REB	5, vs LVA 6/30/21	7, vs SEA 8/20/20	—
AST	1, three times	4, vs CHI 8/31/20	—
STL	2, vs LVA 6/30/21	2, vs LVA 6/30/21	—
BLK	1, two times	2, @ MIN 8/7/20	—
FGM	2, vs LVA 7/2/21	2, two times	—
3FGM	—	1, four times	—
FTM	2, two times	2, seven times	—
MINS	20:55, vs LVA 7/2/21	20:55, vs LVA 7/2/21	—



GAME BY GAME STATS

Date	Opponent	MINS	FG-A	PGT	3PM-A	PGT	FTM-A	PGT	DEF	DEF	TQT	AST	STL	BLK	TQ	PF	PTS
5/14	vs DAL	—	—	—	—	—	—	—	—	—	—	—	—	—	—	—	—
5/21	@ LVA	—	—	—	—	—	—	—	—	—	—	—	—	—	—	—	—
5/28	@CHI	—	—	—	—	—	—	—	—	—	—	—	—	—	—	—	—
5/30	@CHI	—	—	—	—	—	—	—	—	—	—	—	—	—	—	—	—
6/1	@DAL	—	—	—	—	—	—	—	—	—	—	—	—	—	—	—	—
6/3	vs IND	—	—	—	—	—	—	—	—	—	—	—	—	—	—	—	—
6/5	vs CHI	—	—	—	—	—	—	—	—	—	—	—	—	—	—	—	—
6/10	@WAS	—	—	—	—	—	—	—	—	—	—	—	—	—	—	—	—
6/12	@MIN	—	—	—	—	—	—	—	—	—	—	—	—	—	—	—	—
6/16	vs PHO	—	—	—	—	—	—	—	—	—	—	—	—	—	—	—	—
6/18	vs PHO	—	—	—	—	—	—	—	—	—	—	—	—	—	—	—	—
6/20	vs NYL	—	—	—	—	—	—	—	—	—	—	—	—	—	—	—	—
6/24	vs WAS	—	—	—	—	—	—	—	—	—	—	—	—	—	—	—	—
6/26	@PHO	—	—	—	—	—	—	—	—	—	—	—	—	—	—	—	—
6/30	vs LVA	18:47	1-3	.333	0-0	—	2-2	1.000	1	4	5	1	2	1	0	1	4
7/2	vs LVA	20:55	2-7	.286	0-1	.000	1-2	.500	0	4	4	1	0	1	0	5	5
7/4	vs SEA	14:19	1-2	.500	0-0	—	2-2	1.000	0	2	2	1	0	0	1	1	4
7/7	@SEA																
7/11	vs MIN																
8/15	vs IND																
8/17	vs ATL																
8/19	vs ATL																
8/22	@NYL																
8/24	@WAS																
8/26	@CON																
8/28	@CON																
8/31	@IND																
9/2	@MIN																
9/9	vs CON																
9/12	vs SEA																
9/16	@ATL																
9/19	@DAL																
Total	—	54:01	4-12	.333	0-1	.000	5-6	.833	1	10	11	3	2	2	1	7	13

2021 Regular Season Averages:

G-GS	PPG	RPG	APG	SPG	BPG	MPG	FG%	3FG%	FT%
17-5	8.9	4.6	2.1	1.8	0.5	26.9	39.0	15.8	77.3

	2021 Season Highs	Career Highs	Playoff Career Highs
PTS	19, vs SEA 7/4/21	33, vs PHO 9/3/17	17, @WAS 8/31/18
REB	10, vs SEA 7/4/21	13, vs PHO 7/25/17	6, vs WAS 8/28/18
AST	5, vs SEA 7/4/21	7, vs IND 7/1/18	3, vs WAS 9/4/18
STL	7, vs NYL 6/20/21	7, vs NYL 6/20/21	2, two times
BLK	2, @CHI 5/30/21	3, three times	1, vs WAS 8/28/18
FGM	6, two times	12, vs PHO 9/3/17	6, three times
3FGM	2, @ CHI 5/30/21	4, two times	3, two times
FTM	7, vs SEA 7/4/21	12, vs WAS 7/19/17	2, two times
MINS	38:18, vs LVA 7/2/21	38:18, vs LVA 7/2/21	28, @WAS 9/2/18



GAME BY GAME STATS

Date	Opponent	MINS	FG-A	PCI	3PM-A	PCI	FTM-A	PCI	QFF	DEF	TOI	AST	STL	BLK	IQ	PF	PTS
5/14	vs DAL	26:34	2-7	.286	0-4	.000	2-4	.500	0	2	2	3	2	1	1	0	6
5/21	@ LVA	22:33	1-7	.143	0-5	.000	0-0	—	0	2	2	2	0	0	0	1	2
5/28	@CHI	28:22	4-11	.364	1-3	.333	2-2	1.000	2	3	5	3	5	0	3	3	11
5/30	@CHI	25:59	2-6	.333	2-3	.667	0-0	—	2	1	3	2	1	2	2	4	6
6/1	@DAL	25:13	1-6	.167	0-2	.000	4-4	1.000	0	4	4	1	0	1	2	3	6
6/3	vs IND	26:17	4-9	.444	0-1	.000	0-0	—	1	5	6	2	3	0	1	2	8
6/5	vs CHI	20:20	0-3	.000	0-0	—	1-2	.500	0	4	4	2	0	0	0	3	1
6/10	@WAS	21:26	3-8	.375	0-1	.000	4-6	.667	1	2	3	1	0	1	0	1	10
6/12	@MIN	24:36	1-7	.143	0-0	—	0-0	—	2	4	6	4	3	0	0	2	2
6/16	vs PHO	23:24	6-10	.600	0-0	—	2-3	.667	5	4	9	1	1	1	2	2	14
6/18	vs PHO	22:04	5-8	.625	0-0	—	4-5	.800	1	4	5	0	1	0	0	4	14
6/20	vs NYL	30:30	5-10	.500	0-1	.000	0-1	.000	2	2	4	0	7	0	1	2	10
6/24	vs WAS	27:16	5-8	.625	0-0	—	4-4	1.000	0	3	3	2	1	2	1	3	14
6/26	@PHO	31:55	5-13	.385	0-1	.000	1-3	.333	1	5	6	4	3	1	1	3	11
6/30	vs LVA	25:14	5-13	.385	0-1	.000	1-1	1.000	3	3	6	1	1	0	0	0	11
7/2	vs LVA	38:18	2-7	.286	0-1	.000	2-2	1.000	0	1	1	3	0	0	2	2	6
7/4	vs SEA	36:50	6-13	.462	0-0	—	7-7	1.000	1	9	10	5	2	0	1	1	19
7/7	@SEA																
7/11	vs MIN																
8/15	vs IND																
8/17	vs ATL																
8/19	vs ATL																
8/22	@NYL																
8/24	@WAS																
8/26	@CON																
8/28	@CON																
8/31	@IND																
9/2	@MIN																
9/9	vs CON																
9/12	vs SEA																
9/16	@ATL																
9/19	@DAL																
Total	—	457:48	57-146	.390	3-18	.158	34-44	.773	21	58	79	36	30	9	17	36	151

#17	ERICA WHEELER	GUARD	5-7	5/2/91	RUTGERS	6TH SEASON
-----	---------------	-------	-----	--------	---------	------------

2021 Regular Season Averages:

G-GS	PPG	RPG	APG	SPG	BPG	MPG	FG%	3FG%	FT%
17-17	13.5	2.9	4.4	1.3	0.2	28.1	39.9	32.7	84.6

	2021 Season Highs	Career Highs	Playoff Career Highs
PTS	22, vs CHI 6/5/21	33, @NYL 8/8/17	10, vs PHO 9/21/16
REB	6, vs NYL 6/20/21	7, three times	3, vs PHO 9/21/16
AST	10, two times	10, two times	3, vs PHO 9/21/16
STL	3, three times	5, vs ATL 7/31/19	—
BLK	2, vs PHO 6/16/21	2, two times	—
FGM	9, two times	12, @NYL 8/8/17	3, vs PHO 9/21/16
3FGM	3, two times	7, @NYL 8/8/17	2, vs PHO 9/21/16
FTM	7, two times	9, vs PHO 6/7/17	2, vs PHO 9/21/16
MINS	35:08, vs SEA 7/4/21	42, vs PHO 6/7/17	25, vs PHO 9/21/16



### GAME BY GAME STATS

Date	Opponent	MINS	FG-A	PCI	3PM-A	PCI	FTM-A	PCI	QFF	DEF	TOI	AST	STL	BLK	IQ	PF	PTS
5/14	vs DAL	19:25	2-8	.250	0-3	.000	0-0	—	0	2	2	2	0	0	3	4	4
5/21	@ LVA	19:14	3-6	.500	0-1	.000	0-0	—	0	3	3	1	2	0	2	3	6
5/28	@CHI	25:44	3-5	.500	1-1	1.000	6-7	.857	0	0	0	6	3	0	2	0	13
5/30	@CHI	34:50	6-19	.316	0-1	.000	5-6	.833	0	0	0	7	3	0	5	4	17
6/1	@DAL	22:08	2-12	.167	1-5	.200	0-0	—	0	2	2	0	1	0	2	2	5
6/3	vs IND	24:10	5-9	.556	3-4	.750	1-1	1.000	0	1	1	5	2	0	2	3	14
6/5	vs CHI	34:25	7-13	.538	1-3	.333	7-7	1.000	1	4	5	5	0	0	3	2	22
6/10	@WAS	25:40	3-10	.300	2-4	.500	0-0	-	0	3	3	4	1	0	1	1	8
6/12	@MIN	21:48	3-9	.333	0-0	—	3-4	.750	1	1	2	2	0	0	1	0	9
6/16	vs PHO	30:41	8-17	.471	1-2	.500	1-1	1.000	2	3	5	10	0	2	1	4	18
6/18	vs PHO	29:25	5-14	.357	0-3	.000	7-9	.778	2	3	5	2	0	0	3	3	17
6/20	vs NYL	31:13	9-15	.600	0-1	.000	2-3	.667	1	5	6	10	3	0	4	3	20
6/24	vs WAS	27:54	3-12	.250	1-2	.500	2-2	1.000	0	4	4	3	1	0	2	2	9
6/26	@PHO	32:09	9-19	.474	0-4	.000	3-4	.750	0	3	3	4	2	1	1	5	21
6/30	vs LVA	29:38	5-13	.385	3-5	.600	0-0	—	0	1	1	3	1	0	3	0	13
7/2	vs LVA	34:12	6-14	.429	2-6	.333	1-2	.500	0	4	4	5	1	0	3	1	15
7/4	vs SEA	35:08	6-17	.353	1-3	.333	6-6	1.000	1	3	4	5	2	0	2	3	19
7/7	@SEA																
7/11	vs MIN																
8/15	vs IND																
8/17	vs ATL																
8/19	vs ATL																
8/22	@NYL																
8/24	@WAS																
8/26	@CON																
8/28	@CON																
8/31	@IND																
9/2	@MIN																
9/9	vs CON																
9/12	vs SEA																
9/16	@ATL																
9/19	@DAL																
Total	—	478:10	85-213	.399	16-49	.327	44-52	.846	8	42	50	74	22	3	40	40	230

2021 Regular Season Averages:

G-GS	PPG	RPG	APG	SPG	BPG	MPG	FG%	3FG%	FT%
13-13	9.8	1.4	2.5	0.7	0.0	26.8	43.1	37.0	86.7

	2021 Season Highs	Career Highs	Playoff Career Highs
PTS	22, vs IND 6/3/21	43, vs TUL 7/3/15	32, @NYL 9/10/17
REB	4, vs NYL 6/20/21	9, @CON 8/6/13	6, vs PHO 9/23/13
AST	5, three times	11, vs IND 8/8/19	10, @CON 10/6/19
STL	3, vs PHO 6/18/21	4, three times	5, @CHI 10/4/16
BLK	—	2, four times	1, four times
FGM	8, vs IND 6/3/21	15, vs TUL 7/3/15	10, @NYL 9/10/17
3FGM	4, @DAL 6/1/21	7, three times	9, @NYL 9/10/17
FTM	3, two times	14, vs TUL 6/20/12	10, vs SAS 9/27/12
MINS	35:01, vs NYL 6/20/21	44, vs TUL 6/8/13	40, 8/31/18



GAME BY GAME STATS

Date	Opponent	MINS	FG-A	PGT	3PM-A	PGI	FTM-A	PGI	QFF	DEE	TOT	AST	STL	BLK	TQ	PF	PTS
5/14	vs DAL	24:11	4-6	.667	2-4	.500	1-2	.500	0	0	0	2	1	0	3	1	11
5/21	@ LVA	18:14	3-6	.500	1-3	.333	2-2	1.000	0	2	2	5	0	0	2	4	9
5/28	@CHI	22:00	1-1	1.000	0-0	—	3-3	1.000	0	1	1	1	0	0	1	1	5
5/30	@CHI	27:17	0-3	.000	0-2	.000	0-0	—	0	1	1	5	1	0	1	1	0
6/1	@DAL	26:23	5-6	.833	4-5	.800	0-0	—	0	0	0	2	1	0	2	4	14
6/3	vs IND	27:41	8-12	.667	3-7	.429	3-3	1.000	0	2	2	0	0	0	2	2	22
6/5	vs CHI	29:12	2-8	.250	1-2	.500	0-0	—	2	0	2	2	0	0	2	4	5
6/10	@WAS	24:01	1-4	.250	1-3	.333	0-0	-	0	2	2	3	0	0	1	1	3
6/12	@MIN	33:06	5-18	.278	2-6	.333	1-1	1.000	0	0	0	5	1	0	3	3	13
6/16	vs PHO	29:20	7-14	.500	2-6	.333	1-1	1.000	2	0	2	0	0	0	0	3	17
6/18	vs PHO	28:35	3-10	.300	0-2	.000	2-2	1.000	0	1	1	2	3	0	1	1	8
6/20	vs NYL	35:01	6-17	.353	3-12	.250	0-0	—	2	2	4	2	1	0	3	3	15
6/24	vs WAS	23:57	2-4	.500	1-2	.500	0-1	.000	0	1	1	3	1	0	4	0	5
6/26	@PHO	DNP - EYE	—	—	—	—	—	—	—	—	—	—	—	—	—	—	—
6/30	vs LVA	DNP - EYE	—	—	—	—	—	—	—	—	—	—	—	—	—	—	—
7/2	vs LVA	DNP - EYE	—	—	—	—	—	—	—	—	—	—	—	—	—	—	—
7/4	vs SEA	DNP - EYE	—	—	—	—	—	—	—	—	—	—	—	—	—	—	—
7/7	@SEA																
7/11	vs MIN																
8/15	vs IND																
8/17	vs ATL																
8/19	vs ATL																
8/22	@NYL																
8/24	@WAS																
8/26	@CON																
8/28	@CON																
8/31	@IND																
9/2	@MIN																
9/9	vs CON																
9/12	vs SEA																
9/16	@ATL																
9/19	@DAL																
Total	—	349:00	47-109	.431	20-54	.370	13-15	.867	6	12	18	32	9	0	25	28	127

#22	ARELLA GUIRANTES	GUARD	5-11	10/15/97	RUTGERS	1ST SEASON
-----	------------------	-------	------	----------	---------	------------

2021 Regular Season Averages:

G-GS	PPG	RPG	APG	SPG	BPG	MPG	FG%	3FG%	FT%
13-2	3.0	1.3	0.5	0.5	0.2	10.2	26.4	31.3	75.0

	2021 Season Highs	Career Highs	Playoff Career Highs
PTS	6, @ LVA 5/21/21	6, @ LVA 5/21/21	—
REB	5, @ LVA 5/21/21	5, @ LVA 5/21/21	—
AST	2, @ CHI 5/28/21	2, @ CHI 5/28/21	—
STL	2, two times	2, vs IND 6/3/21	—
BLK	1, vs IND 6/3/21	1, vs IND 6/3/21	—
FGM	2, four times	2, four times	—
3FGM	1, three times	1, three times	—
FTM	2, two times	2, @ LVA 5/21/21	—
MINS	21:19, @ LVA 5/21/21	21:19, @ LVA 5/21/21	—



GAME BY GAME STATS

Date	Opponent	MINS	FG-A	PCT	3PM-A	PCT	FTM-A	PCT	OFF	DEF	TOT	AST	STL	BLK	TQ	PE	PTS
5/14	vs DAL	8:10	2-5	.400	0-2	.000	0-0	—	0	0	0	0	1	0	0	0	4
5/21	@ LVA	21:19	2-9	.222	0-3	.000	2-2	1.000	1	4	5	1	1	0	0	2	6
5/28	@CHI	14:26	2-7	.285	1-1	1.000	0-0	—	1	0	1	2	0	0	0	1	5
5/30	@CHI	5:17	1-2	.500	1-1	1.000	0-0	—	1	1	2	1	0	0	1	0	3
6/1	@DAL	DNP - COACH	—	—	—	—	—	—	—	—	—	—	—	—	—	—	—
6/3	vs IND	19:51	2-6	.333	1-1	1.000	0-0	—	0	2	2	1	2	1	0	0	5
6/5	vs CHI	3:38	0-2	.000	0-0	—	0-0	—	0	1	1	0	0	0	2	1	0
6/10	@WAS	17:01	2-6	.333	2-3	.667	2-4	.500	0	0	0	0	1	1	0	0	8
6/12	@MIN	6:21	0-2	.000	0-0	—	0-0	—	1	1	2	0	0	0	1	1	0
6/16	vs PHO	5:30	0-1	.000	0-0	—	0-0	—	0	0	0	0	0	0	0	1	0
6/18	vs PHO	1:58	1-1	1.000	0-0	—	0-0	—	0	1	1	0	0	0	1	0	2
6/20	vs NYL	DNP - CD	—	—	—	—	—	—	—	—	—	—	—	—	—	—	—
6/24	vs WAS	DNP - CD	—	—	—	—	—	—	—	—	—	—	—	—	—	—	—
6/26	@PHO	8:44	1-4	.250	0-3	.000	2-2	1.000	0	0	0	1	0	0	0	1	4
6/30	vs LVA	16:33	1-8	.125	0-2	.000	0-0	—	0	3	3	0	2	0	1	3	2
7/2	vs LVA	3:48	0-0	—	0-0	—	0-0	—	0	0	0	1	0	0	0	0	0
7/4	vs SEA	DNP - CD	—	—	—	—	—	—	—	—	—	—	—	—	—	—	—
7/7	@SEA																
7/11	vs MIN																
8/15	vs IND																
8/17	vs ATL																
8/19	vs ATL																
8/22	@NYL																
8/24	@WAS																
8/26	@CON																
8/28	@CON																
8/31	@IND																
9/2	@MIN																
9/9	vs CON																
9/12	vs SEA																
9/16	@ATL																
9/19	@DAL																
Total	—	133:35	14-53	.264	5-16	.313	6-8	.750	4	13	17	7	7	2	6	10	39



2021 Regular Season Averages:

G-GS	PPG	RPG	APG	SPG	BPG	MPG	FG%	3FG%	FT%
5-5	16.4	7.0	1.2	0.6	0.2	29.6	58.6	33.3	80.0

	2021 Season Highs	Career Highs	Playoff Career Highs
PTS	21, @ CHI 5/30/21	38, vs ATL 6/30/16	27, vs CHI 9/28/16
REB	9, two times	20, @ IND 7/12/12	14, vs PHO 9/19/13
AST	3, @ LVA 5/21/21	8, two times	6, vs CHI 9/28/16
STL	2, @ CHI 5/28/21	6, two times	4, @ CHI 10/4/16
BLK	1, @DAL 6/1/21	5, vs ATL 6/30/16	3, @ CHI 10/4/16
FGM	9, @ LVA 5/21/21	13, two times	11, vs CHI 9/28/16
3FGM	1, two times	5, vs WAS 7/7/19	2, vs MIN 10/14/16
FTM	7, @ CHI 5/30/21	14, vs WAS 9/3/15	7, two times
MINS	39:23, @ CHI 5/30/21	46:59, @ CHI 8/18/17	37:59, @ MIN I 9/18/15



GAME BY GAME STATS

Date	Opponent	MINS	FG-A	FG%	3PM-A	3FG%	FTM-A	FT%	ORE	DEF	TOI	AST	STL	BLK	TO	PF	PTS
5/14	vs DAL	26:20	8-14	.571	0-0	—	2-2	1.000	3	5	8	0	0	0	1	0	18
5/21	@ LVA	28:15	9-17	.529	1-2	.500	0-0	—	0	5	5	3	1	0	1	3	19
5/28	@CHI	28:54	6-11	.545	1-3	.333	1-2	.500	3	6	9	2	2	0	3	0	14
5/30	@CHI	39:23	7-11	.636	0-1	.000	7-9	.778	2	7	9	1	0	0	3	3	21
6/1	@DAL	25:01	4-5	.800	0-0	—	2-2	1.000	1	3	4	0	0	1	1	0	10
6/3	vs IND	DNP - KNEE	—	—	—	—	—	—	—	—	—	—	—	—	—	—	—
6/5	vs CHI	DNP - KNEE	—	—	—	—	—	—	—	—	—	—	—	—	—	—	—
6/10	@WAS	DNP - KNEE	—	—	—	—	—	—	—	—	—	—	—	—	—	—	—
6/12	@MIN	DNP - KNEE	—	—	—	—	—	—	—	—	—	—	—	—	—	—	—
6/16	vs PHO	DNP - KNEE	—	—	—	—	—	—	—	—	—	—	—	—	—	—	—
6/18	vs PHO	DNP - KNEE	—	—	—	—	—	—	—	—	—	—	—	—	—	—	—
6/20	vs NYL	DNP - KNEE	—	—	—	—	—	—	—	—	—	—	—	—	—	—	—
6/24	vs WAS	DNP - KNEE	—	—	—	—	—	—	—	—	—	—	—	—	—	—	—
6/26	@PHO	DNP - KNEE	—	—	—	—	—	—	—	—	—	—	—	—	—	—	—
6/30	vs LVA	DNP - KNEE	—	—	—	—	—	—	—	—	—	—	—	—	—	—	—
7/2	vs LVA	DNP - KNEE	—	—	—	—	—	—	—	—	—	—	—	—	—	—	—
7/4	vs SEA	DNP - KNEE	—	—	—	—	—	—	—	—	—	—	—	—	—	—	—
7/7	@SEA																
7/11	vs MIN																
8/15	vs IND																
8/17	vs ATL																
8/19	vs ATL																
8/22	@NYL																
8/24	@WAS																
8/26	@CON																
8/28	@CON																
8/31	@IND																
9/2	@MIN																
9/9	vs CON																
9/12	vs SEA																
9/16	@ATL																
9/19	@DAL																
Total	—	148:53	34-58	.586	2-6	.333	12-15	.800	9	26	35	6	3	1	9	6	82

#40	JASMINE WALKER	FORWARD	6-3	2/3/98	ALABAMA	1ST SEASON
-----	----------------	---------	-----	--------	---------	------------

2021 Regular Season Averages:

G-GS	PPG	RPG	APG	SPG	BPG	MPG	FG%	3FG%	FT%
2-0	0.0	0.5	1.0	1.0	0.5	10.0	0.0	0.0	0.0

	2021 Season Highs	Career Highs	Playoff Career Highs
PTS	—	—	—
REB	1, vs DAL 5/14/21	1, vs DAL 5/14/21	—
AST	2, vs DAL 5/14/21	2, vs DAL 5/14/21	—
STL	2, vs DAL 5/14/21	2, vs DAL 5/14/21	—
BLK	1, @ LVA 5/21/21	1, @ LVA 5/21/21	—
FGM	—	—	—
3FGM	—	—	—
FTM	—	—	—
MINS	17:22, vs DAL 5/14/21	17:22, vs DAL 5/14/21	—



GAME BY GAME STATS

Date	Opponent	MINS	FG-A	PGT	3PM-A	PGT	FTM-A	PGT	QFF	DEF	TOI	AST	STL	BLK	TO	PF	PTS
5/14	vs DAL	17:22	0-4	.000	0-3	.000	0-0	—	0	1	1	2	2	0	1	1	0
5/21	@ LVA	2:36	0-1	.000	0-1	.000	0-2	.000	0	0	0	0	0	1	0	0	0
5/28	@CHI	DNP - KNEE	-	-	-	-	-	-	-	-	-	-	-	-	-	-	-
5/30	@CHI	DNP - KNEE	—	—	—	—	—	—	—	—	—	—	—	—	—	—	—
6/1	@DAL	DNP - KNEE	—	—	—	—	—	—	—	—	—	—	—	—	—	—	—
6/3	vs IND	DNP - KNEE	—	—	—	—	—	—	—	—	—	—	—	—	—	—	—
6/5	vs CHI	DNP - KNEE	—	—	—	—	—	—	—	—	—	—	—	—	—	—	—
6/10	@WAS	DNP - KNEE	—	—	—	—	—	—	—	—	—	—	—	—	—	—	—
6/12	@MIN	DNP - KNEE	—	—	—	—	—	—	—	—	—	—	—	—	—	—	—
6/16	vs PHO	DNP - KNEE	—	—	—	—	—	—	—	—	—	—	—	—	—	—	—
6/18	vs PHO	DNP - KNEE	—	—	—	—	—	—	—	—	—	—	—	—	—	—	—
6/20	vs NYL	DNP - KNEE	—	—	—	—	—	—	—	—	—	—	—	—	—	—	—
6/24	vs WAS	DNP - KNEE	—	—	—	—	—	—	—	—	—	—	—	—	—	—	—
6/26	@PHO	DNP - KNEE	—	—	—	—	—	—	—	—	—	—	—	—	—	—	—
6/30	vs LVA	DNP - KNEE	—	—	—	—	—	—	—	—	—	—	—	—	—	—	—
7/2	vs LVA	DNP - KNEE	—	—	—	—	—	—	—	—	—	—	—	—	—	—	—
7/4	vs SEA	DNP - KNEE	—	—	—	—	—	—	—	—	—	—	—	—	—	—	—
7/7	@SEA																
7/11	vs MIN																
8/15	vs IND																
8/17	vs ATL																
8/19	vs ATL																
8/22	@NYL																
8/24	@WAS																
8/26	@CON																
8/28	@CON																
8/31	@IND																
9/2	@MIN																
9/9	vs CON																
9/12	vs SEA																
9/16	@ATL																
9/19	@DAL																
Total	—	19:58	0-5	.000	0-4	.000	0-2	.000	0	1	1	2	2	1	1	1	0

#32	BRIA HOLMES	GUARD	6-3	4/19/94	WEST VIRGINIA	5TH SEASON
-----	-------------	-------	-----	---------	---------------	------------

2021 Regular Season Averages:

G-GS	PPG	RPG	APG	SPG	BPG	MPG	FG%	3FG%	FT%
15-4	5.0	2.9	1.3	0.9	0.4	17.8	32.5	26.7	61.9

	2021 Season Highs	Career Highs	Playoff Career Highs
PTS	14, vs IND 6/3/21	20, vs SAS 9/13/16	21, vs SEA 9/21/16
REB	7, vs IND 6/3/21	7, three times	7, vs SEA 9/21/16
AST	4, vs PHO 6/16/21	5, two times	3, two times
STL	3, NYL 6/20/21	5, vs PHO 9/6/16	3, vs WAS 10/6/19
BLK	2, vs PHO 6/18/21	2, two times	1, two times
FGM	6, vs IND 6/3/21	9, vs PHO 9/6/16	7, vs SEA 9/21/16
3FGM	2, three times	3, four times	2, vs SEA 9/21/16
FTM	4, vs LVA 7/2/21	7, two times	5, vs SEA 9/21/16
MINS	35:45, vs PHO 6/18/21	38:19, vs LAS 5/27/17	40:00, vs SEA 9/21/16



GAME BY GAME STATS

Date	Opponent	MINS	FG-A	PGT	3PM-A	PGT	FTM-A	PGT	QFF	DEF	TOT	AST	STL	BLK	TO	PF	PTS
5/14	vs DAL	13:36	0-5	.000	0-1	.000	2-2	1.000	0	0	0	2	2	0	0	3	2
5/21	@ LVA	15:13	0-6	.000	0-1	.000	0-0	—	1	1	2	3	1	0	2	2	0
5/28	@CHI	9:53	1-3	.333	0-1	.000	0-0	—	0	1	1	0	0	0	2	1	2
5/30	@CHI	16:00	1-6	.167	0-2	.000	1-2	.500	2	1	3	2	0	1	0	2	3
6/1	@DAL	18:28	1-6	.167	1-4	.250	1-2	.500	1	1	2	1	0	1	1	1	4
6/3	vs IND	29:58	6-9	.667	2-3	.667	0-0	—	1	6	7	3	2	0	1	2	14
6/5	vs CHI	16:08	2-8	.250	0-2	.000	0-2	.000	3	2	5	0	0	0	1	1	4
6/10	@WAS	17:03	3-7	.428	1-3	.333	0-0	—	1	1	2	1	1	0	0	0	7
6/12	@MIN	15:05	0-4	.000	0-2	.000	0-0	—	1	1	2	1	2	0	0	0	0
6/16	vs PHO	25:10	4-8	.500	2-4	.500	0-1	.000	3	3	6	4	0	1	0	1	10
6/18	vs PHO	35:45	4-9	.444	2-3	.667	1-2	.500	1	4	5	1	0	2	2	4	11
6/20	vs NYL	12:52	1-1	1.000	0-0	—	1-2	.500	1	2	3	0	3	0	2	0	3
6/24	vs WAS	DNP	—	—	—	—	—	—	—	—	—	—	—	—	—	—	—
6/26	@PHO	DNP	—	—	—	—	—	—	—	—	—	—	—	—	—	—	—
6/30	vs LVA	15:03	2-4	.500	0-2	.000	1-2	.500	0	0	0	1	2	0	1	0	5
7/2	vs LVA	9:45	1-4	.250	0-1	.000	4-4	1.000	0	1	1	1	0	0	0	1	6
7/4	vs SEA	16:59	1-3	.333	0-1	.000	2-2	1.000	3	1	4	0	0	1	2	1	4
7/7	@SEA																
7/11	vs MIN																
8/15	vs IND																
8/17	vs ATL																
8/19	vs ATL																
8/22	@NYL																
8/24	@WAS																
8/26	@CON																
8/28	@CON																
8/31	@IND																
9/2	@MIN																
9/9	vs CON																
9/12	vs SEA																
9/16	@ATL																
9/19	@DAL																
Total	—	266:55	27-83	.325	8-30	.267	13-21	.619	18	25	43	20	14	6	14	19	75

2021 Regular Season Averages:

G-GS	PPG	RPG	APG	SPG	BPG	MPG	FG%	3FG%	FT%
8-2	3.5	1.8	0.9	0.3	0.0	15.4	41.7	50.0	—

	2021 Season Highs	Career Highs	Playoff Career Highs
PTS	13, vs WAS 6/24/21	13, vs WAS 6/24/21	—
REB	3, two times	3, two times	1, @ WAS 8/23/18
AST	1, seven times	3, @ ATL 7/23/19	—
STL	1, two times	2, vs SEA 9/8/19	—
BLK	—	2, two times	—
FGM	5, vs WAS 6/24/21	5, vs WAS 6/24/21	—
3FGM	3, vs WAS 6/24/21	3, vs WAS 6/24/21	—
FTM	—	—	—
MINS	31:07, vs SEA 7/4/21	31:07, vs SEA 7/4/21	2:30, @ WAS 8/23/18



GAME BY GAME STATS

Date	Opponent	MINS	FG-A	PGT	3PM-A	PGT	FTM-A	PGT	QFE	DEF	TOT	AST	STL	BLK	TO	PF	PTS
5/14	vs DAL	—	—	—	—	—	—	—	—	—	—	—	—	—	—	—	—
5/21	@ LVA	—	—	—	—	—	—	—	—	—	—	—	—	—	—	—	—
5/28	@CHI	—	—	—	—	—	—	—	—	—	—	—	—	—	—	—	—
5/30	@CHI	—	—	—	—	—	—	—	—	—	—	—	—	—	—	—	—
6/1	@DAL	—	—	—	—	—	—	—	—	—	—	—	—	—	—	—	—
6/3	vs IND	—	—	—	—	—	—	—	—	—	—	—	—	—	—	—	—
6/5	vs CHI	—	—	—	—	—	—	—	—	—	—	—	—	—	—	—	—
6/10	@WAS	9:32	1-2	.500	1-2	.500	0-0	—	0	1	1	1	1	0	1	3	3
6/12	@MIN	DNP - CD	—	—	—	—	—	—	—	—	—	—	—	—	—	—	—
6/16	vs PHO	13:23	1-3	.333	1-2	.500	0-0	—	1	2	3	1	0	0	0	1	3
6/18	vs PHO	1:58	0-0	—	0-0	—	0-0	—	0	0	0	1	0	0	0	0	0
6/20	vs NYL	20:00	0-2	.000	0-1	.000	0-0	—	1	1	2	1	1	0	0	3	0
6/24	vs WAS	16:26	5-5	1.000	3-3	1.000	0-0	—	0	2	2	1	0	0	0	3	13
6/26	@PHO	16:29	0-1	.000	0-0	—	0-0	—	0	1	1	1	0	0	0	4	0
6/30	vs LVA	14:11	1-3	.333	1-3	.333	0-0	—	0	2	2	0	0	0	1	1	3
7/2	vs LVA	DNP	—	—	—	—	—	—	—	—	—	—	—	—	—	—	—
7/4	vs SEA	31:07	2-8	.250	2-6	.333	0-0	—	1	2	3	1	0	0	0	2	6
7/7	@SEA																
7/11	vs MIN																
8/15	vs IND																
8/17	vs ATL																
8/19	vs ATL																
8/22	@NYL																
8/24	@WAS																
8/26	@CON																
8/28	@CON																
8/31	@IND																
9/2	@MIN																
9/9	vs CON																
9/12	vs SEA																
9/16	@ATL																
9/19	@DAL																
Total	—	123:06	10-24	.417	8-16	.500	0-0	—	3	11	14	7	2	0	2	17	28