

# LOS ANGELES SPARKS 2021 GAME NOTES



## Minnesota Lynx (11-7) at Los Angeles Sparks (6-12)

July 11, 2021

LA Convention Center | 6:00 p.m. (PT)  
Spectrum SportsNet, League Pass | Commissioners Cup



### REGULAR SEASON SCHEDULE

Date	Opponent	Time/Result	Record
5/14	DALLAS	L, 94-71	0-1
5/21	at Las Vegas	L, 97-69	0-2
5/28	at Chicago	W, 76-61	1-2
5/30	at Chicago	W, 82-79 OT	2-2
6/1	at Dallas	L, 79-69	2-3
6/3	INDIANA	W, 98-63	3-3
6/5	CHICAGO	W, 88-63	4-3
6/10	at Washington	L, 89-71	4-4
6/12	at Minnesota	L, 80-64	4-5
6/16	PHOENIX	W, 85-80	5-5
6/18	PHOENIX	L, 80-66	5-6
6/20	NEW YORK	L, 76-73	5-7
6/24	WASHINGTON	W, 89-82	6-7
6/27	at Phoenix	L, 88-79	6-8
6/30	LAS VEGAS	L, 99-75	6-9
7/2	LAS VEGAS	L, 66-58	6-10
7/4	SEATTLE	L, 84-74	6-11
7/7	at Seattle	L, 71-62	6-12
7/11	MINNESOTA	6:00 pm	—
8/15	INDIANA	6:00 pm	—
8/17	ATLANTA	7:30 pm	—
8/19	ATLANTA	7:30 pm	—
8/22	at New York	11:00 am	—
8/24	at Washington	4:00 pm	—
8/26	at Connecticut	4:00 pm	—
8/28	at Connecticut	4:00 pm	—
8/31	at Indiana	4:00 pm	—
9/2	at Minnesota	5:00 pm	—
9/9	CONNECTICUT	7:30 pm	—
9/12	SEATTLE	6:00 pm	—
9/16	at Atlanta	4:00 pm	—
9/19	at Dallas	2:00 pm	—

\*all times listed are Pacific Standard Time

### PLAYER UPDATES

NUM.	PLAYER	UPDATE
20	Kristi Toliver	Out (eye)
40	Jasmine Walker	Out (right knee)
13	Chiney Ogumike	Out (right knee)
30	Nneka Ogumike	Out (left knee)

### CONTACT INFORMATION

#### Eli Horowitz

Director, Public Relations and Communications  
ehorowitz@la-sparks.com  
(847) 644-9932



@LA\_Sparks



@LASparks

#### Natalie Gilmore

Coordinator, Public Relations and Communications  
ngilmore@la-sparks.com

### LAST GAME STARTERS

G	17	ERICA WHEELER				5'7"	6TH SEASON								
GP/GS	18/18	PPG	14.0	RPG	2.8	APG	4.3	SPG	1.3	FG%	41.2	3FG%	34.7	MPG	28.4
G	15	BRITTNEY SYKES				5'9"	5TH SEASON								
GP/GS	18/6	PPG	8.8	RPG	4.4	APG	2.0	SPG	1.8	FG%	39.9	3FG%	15.8	MPG	26.5
F	44	KARLIE SAMUELSON				6'0"	3RD SEASON								
GP/GS	9/3	PPG	3.8	RPG	2.2	APG	0.8	SPG	0.4	FG%	37.9	3FG%	47.4	MPG	16.1
F	12	NIA COFFEY				6'1"	5TH SEASON								
GP/GS	18/14	PPG	7.5	RPG	3.6	APG	0.9	SPG	1.0	FG%	38.2	3FG%	39.1	MPG	27.0
C	1	AMANDA ZAHUI B.				6'5"	7TH SEASON								
GP/GS	16/13	PPG	11.4	RPG	6.3	APG	0.9	SPG	0.8	FG%	43.9	3FG%	31.6	MPG	26.5

### MATCHUP NOTES

In their final game before the Olympic Break, the Los Angeles Sparks (6-12) face the Minnesota Lynx (11-7) at the Los Angeles Convention Center on Sunday July 11 at 6:00 PM. The Sparks most recently lost 71-62 to the league leading Seattle Storm. The Sparks held the Storm to just 37.7% shooting, and erased a 17-point deficit to cut the lead to as little as one point in the fourth quarter. Sparks guard Erica Wheeler had a team-high 22 points while shooting 8-for-13 from the field. Center Amanda Zahui B. added nine rebounds of her own. The Lynx most recently defeated the Las Vegas Aces 77-67. Four Lynx players scored in double figures including: Layshia Clarendon (18), Sylvia Fowles (14), Damiris Dantas (14), and Kayla McBride (10). In their first match-up this season, the Lynx defeated the Sparks 80-64 at the Target Center. This will be their second of three match-ups during the 2021 season.

#### Lynx Probable Starters

C Sylvia Fowles  
F Damiris Dantas  
F Napheesa Collier  
G Kayla McBride  
G Layshia Clarendon

Head Coach: Cheryl Reeve

### MILESTONE WATCH

PLAYER	MILESTONE (CURRENT)
Nneka Ogumike	4500 points (4401)
	2100 rebounds (2056)
	600 assists (504)
	200 blocks (177)
	500 steals (408)
Kristi Toliver	4500 points (4318)
	800 rebounds (804)
	1300 assists (1237)
	400 steals (317)
Chiney Ogumike	1800 points (1676)
	1000 rebounds (913)
	150 blocks (113)

### ASSOCIATED PRESS POWER POLL

Week 9	Total Points	High	Low
1 Las Vegas	167	1	2
2 Seattle	155	1	2
3 Connecticut	137	3	4
4 Chicago	124	3	6
5 Minnesota	114	4	6
6 Dallas	93	5	7
7 New York	90	5	8
8 Phoenix	70	6	9
9 Washington	56	8	10
10 Atlanta	39	9	11
11 Los Angeles	30	10	12
12 Indiana	15	11	12

## SAMUELSON VS SAMUELSON

On Sunday July 4, Katie Lou and **Karlie Samuelson** went head to head for the **first time in their college and professional basketball careers**. Karlie scored six points while Katie Lou scored two. Both sisters got the start for their respective teams. Katie Lou was drafted No. 4 overall out of UConn in the 2019 WNBA Draft two years after her big sis Karlie entered the league as an undrafted player out of Stanford in 2017. Karlie recently had a career-high night against the Mystics where she scored 13 points and went 5-for-5 from the floor to help give the Sparks the win on June 24.

## BIGS WHO DO BOTH

**Nia Coffey** and **Amanda Zahui B.** continue to hold down the frontcourt with the Ogwumike sisters out. Zahui B. and Coffey are seventh and eighth in the WNBA in blocks per game with 1.6 and 1.4, respectively. The duo is third and seventh in block percentage at 5.5 and 5.0, respectively. Zahui B. is second in the WNBA in 3-pointers made per game by a Center, behind only Tina Charles, while Coffey is tied for fifth in 3PM per game by a Forward.

## EWHEEZY

**Erica Wheeler** is second in clutch points per game (4.0), is top 10 in assists per game (4.3) and had her first two career double-doubles with 18 points and 10 assists on June 16, and 20 points and 10 assists against New York on June 20.

## CAREER NIGHT FOR COOP

On June 24 against the Washington Mystics, **Te'a Cooper** demolished her career high in points scoring 26 points. Cooper set a Sparks franchise record for points off the bench with 26, going 10-of-15 and shooting 66.7% in the win. It was just the 13th time a WNBA player has had 15+ FGA off the bench while shooting 65% or better, per Across the Timeline. Cooper also scored 20 points at Phoenix on June 27, her first consecutive 20+ point games in her career.

## BRITTNEY 'TWO-WAY PLAYER' SYKES

With **Brittney Sykes** on the floor, Los Angeles allows 17.2 fewer points per 100 possessions than with her off it. She is currently sixth in defensive rating in the league, among players who play at least 20 minutes per game per WNBA.com. Sykes is third in steals per game in the WNBA averaging 1.8 and is Top 10 in blocks per game by a guard.

\*Stats as of July 10, 2021

## 2021 LOS ANGELES SPARKS ROSTER

NUM.	PLAYER	POS.	HT.	YRS OF EXP.	DOB	COLLEGE
1	Amanda Zahui B.	C	6'5"	6	09/8/93	Minnesota
2	Te'a Cooper	G	5'8"	1	04/16/97	Baylor
7	Maria Vadeeva*	C	6'4"	2	07/16/98	Russia
12	Nia Coffey	F	6'1"	4	06/11/95	Northwestern
13	Chiney Ogwumike	F/C	6'3"	4	03/21/92	Stanford
14	Lauren Cox	F	6'4'	1	04/20/98	Baylor
15	Brittney Sykes	G	5'9"	4	02/07/94	Syracuse
17	Erica Wheeler	G	5'7"	5	05/2/91	Rutgers
20	Kristi Toliver	G	5'7"	11	01/27/87	Maryland
22	Arella Guirantes	G	5'11"	R	10/15/97	Rutgers
30	Nneka Ogwumike	F	6'2"	9	07/02/90	Stanford
32	Bria Holmes	G	6'3"	4	04/19/94	West Virginia
40	Jasmine Walker	F	6'3"	R	02/03/98	Alabama
44	Karlie Samuelson	G	6'0"	2	05/10/1995	Stanford

\*will return following overseas commitments

## COACHING STAFF

### Coaching Staff:

Head Coach Derek Fisher  
 Assistant Coach Fred Williams  
 Assistant Coach Latricia Trammell  
 Assistant Coach Seimone Augustus

## PRONOUNCIATION CHART


### PLAYER/COACH

Te'a Cooper  
 Nneka Ogwumike  
 Chiney Ogwumike  
 Nia Coffey  
 Amanda Zahui B.  
 Arella Guirantes  
 Asst. Coach Seimone Augustus  
 Asst. Coach Latricia Trammell

### PRONOUNCIATION

TAY-uh  
 NECK-uh Oh-gwoo-muh-kay  
 CHIN-ay Oh-gwoo-muh-kay  
 Knee-uh  
 Zow-ee-bee  
 uh-REL-uh giH-RAHN-tez  
 suh-MOAN  
 TRAM-uhl


# 2021 LA SPARKS ROSTER




Position: C  
Height: 6'5"  
DOB: 9/8/1993  
College: Minnesota



Position: G  
Height: 5'8"  
DOB: 4/16/1997  
College: Baylor




Position: C  
Height: 6'4"  
DOB: 7/16/1998  
College: Russia



Position: F  
Height: 6'1"  
DOB: 6/11/1995  
College: Northwestern



Position: F/C  
Height: 6'3"  
DOB: 3/21/1992  
College: Stanford



Position: F  
Height: 6'4"  
DOB: 4/20/1998  
College: Baylor


**WILL JOIN TEAM AFTER  
OVERSEAS COMMITMENTS**



Position: G  
Height: 5'9"  
DOB: 2/7/1994  
College: Syracuse




Position: G  
Height: 5'7"  
DOB: 5/2/1991  
College: Rutgers




Position: G  
Height: 5'7"  
DOB: 1/27/1987  
College: Maryland



Position: G  
Height: 5'11"  
DOB: 10/15/1997  
College: Rutgers




Position: F  
Height: 6'2"  
DOB: 7/2/1990  
College: Stanford



Position: G  
Height: 6'3"  
DOB: 4/19/1994  
College: West Virginia



Position: F  
Height: 6'3"  
DOB: 2/3/1998  
College: Alabama



Position: G  
Height: 6'  
DOB: 5/10/1995  
College: Stanford

## COACHING STAFF




**HEAD COACH**



**ASSISTANT COACH**



**ASSISTANT COACH**



**ASSISTANT COACH**



**DIRECTOR OF  
SPORTS MEDICINE/  
HEAD ATHLETIC  
TRAINER**



**PLAYER  
DEVELOPMENT  
COACH**

## July 7 vs SEA - Game Story

The Sparks entered Wednesday night's game on the road against the defending WNBA champion Seattle Storm hoping to snap a four-game skid. Despite putting up quite a fight, they ultimately fell 71-62. The Sparks held Seattle to 71 points on 37.7% shooting, well below their season offensive averages of 81.8 ppg on 46.4% shooting. LA's defense helped the Sparks erase a 17-point deficit and cut the lead to one in the fourth quarter, but they couldn't complete the comeback.

Erica Wheeler pumped out yet another impressive performance, scoring a team-high 22 points on 8-for-13 shooting from the field and a perfect 5-for-5 from the free-throw line. She was the only Sparks player in double-figures. LA played with heart on defense, limiting the vast majority of Seattle's roster to less-than-stellar offensive outputs. Even legendary point guard Sue Bird was held in check, with just three points and five assists.



However, as they have done all season when the going gets tough, the Storm fell back on outstanding performances by their superstars. Reigning WNBA Finals MVP Breanna Stewart led all players with 27 points and 11 rebounds. Meanwhile, fellow star Jewell Loyd added 18 points and six rebounds.

After staying tight for much of the first quarter, the Storm scored 12 unanswered points to carry a commanding 23-9 lead into the second quarter. However, the tide began to turn in the second period for the Sparks, who trailed by as many as 17 points before closing the half on a 12-5 scoring run, trimming the Storm's lead to just nine at the midway marker. Amanda Zahui B. helped Los Angeles stay competitive early, scoring nine points and reeling in 6 rebounds in the first half. Meanwhile, Seattle was paced by superstars Breanna Stewart and Jewel Loyd, who combined to score 23 of their team's 38 first-half points. Seattle led 38-29 at intermission.

The second half began slowly for both squads with a total of four points scored between either team in the third quarter's first three minutes. However, both offenses picked up after the sluggish start, and traded baskets until the fourth period, with Seattle holding onto a 53-43 lead. Erica Wheeler exploded to score 11 of LA's 14 points in the third quarter. Seattle, conversely, relied on an array of players to stay efficient offensively. Los Angeles would mount a furious rally in the fourth quarter, getting to within one point of the Storm with just over two minutes to go in regulation at 61-60. Nia Coffey was key to the late charge by the Sparks, scoring five points and adding an assist on the run. Meanwhile, the Sparks got a big boost from rookie Arella Guirantes, who scored 6 points for the Sparks down the stretch, and hit a 16-footer to cut Seattle's lead to 61-60. Guirantes tied her career-high with 21 minutes played.

"Win the quarters. Control the controllables," Guirantes said after the game, referencing Coach Fisher's halftime message. "We went into halftime with good momentum that we could build off coming out, and I thought we did that and got the lead down as little as one."

Ultimately, though, LA's late-game heroics were not enough, as reigning WNBA Finals MVP Breanna Stewart put things out of reach with 10 fourth-quarter points, all of them coming in the game's final three-and-a-half minutes. Despite hitting just 37.7% of their field goal attempts, the Storm were able to maintain an edge over LA throughout the contest with their own strong defense — the Sparks shot just 35.6% from the field — and near-perfect free throw shooting — hitting 20 of 21 attempts. Moreover, they out-rebounded the Sparks 37 to 28 and committed just two more turnovers than LA, a statistical category the Sparks have dominated in most of their games this season.

After the game, Erica Wheeler expressed confidence in her team's performance tonight and future trajectory.

"We are in games and literally down 10 or down five with three of our key players out. Chiney (Ogwumike) is out, Nneka (Ogwumike) is out, and KT (Kristi Toliver). We are still giving teams hell. When my teammates get back, it is going to be a different ball game."

The loss dropped the injury-riddled Sparks to 6-12 on the season and improved the Storm to a league-best 15-4 record. The Sparks will now return home to take on the rival Minnesota Lynx at the Los Angeles Convention Center on Sunday, July 11 at 6 p.m. PT. It will be their final game before the All-Star break and month-long Olympic hiatus.

### Los Angeles Highlights:

- Erica Wheeler led all Sparks scorers with 22 points.
- Amanda Zahui B. led all Sparks with 9 rebounds.
- Nia Coffey (500) and Amanda Zahui B. (1000) both hit career milestones in field goal attempts.
- Arella Guirantes tied her career-high with 21 minutes
- The Sparks held Seattle to 71 points on 37.7% from the field. For the season they average 88.1 points on 46.4% shooting



# MOST RECENT GAME - BOX SCORE

## WOMEN'S NATIONAL BASKETBALL ASSOCIATION

## OFFICIAL SCORER'S REPORT FINAL BOX

Wednesday, July 7, 2021 Angel of the Winds Arena, Everett, WA  
Officials: #5 Tiara Cruse, #10 Ashley Gloss, #12 Karleena Tobin

Game Duration: 1:57  
Attendance: 2730

### VISITOR: Los Angeles Sparks (6-12)

	POS	MIN	FG	FGA	3P	3PA	FT	FTA	OR	DR	TOT	A	PF	ST	TO	BS	+/-	PTS
44 Karlie Samuelson	F	21:26	1	5	1	3	3	5	0	6	6	0	0	2	1	0	-4	6
12 Nia Coffey	F	30:39	2	11	1	7	0	0	2	5	7	1	5	2	2	1	-7	5
1 Amanda Zahui B	C	29:54	2	6	1	4	4	4	2	7	9	1	1	1	4	2	-7	9
15 Brittney Sykes	G	20:20	4	7	0	0	0	0	0	0	0	0	4	2	2	0	-11	8
17 Erica Wheeler	G	32:57	8	13	1	1	5	5	1	0	1	3	3	1	3	0	-17	22
2 Te'a Cooper		16:24	0	4	0	1	2	2	0	2	2	1	2	1	2	1	-4	2
32 Bria Holmes		16:31	1	5	0	2	0	2	0	0	0	0	1	0	3	0	4	2
14 Lauren Cox		11:16	1	3	0	0	0	0	1	0	1	0	1	2	0	1	-5	2
22 Arella Guirantes		20:33	2	5	0	1	2	2	1	1	2	2	2	0	0	0	6	6
200:00			21	59	4	19	16	20	7	21	28	8	19	11	17	5	-9	62
			35.6%		21.1%		80%		TM REB: 11			TOT TO: 18 (17 PTS)						

### HOME: SEATTLE STORM (15-4)

	POS	MIN	FG	FGA	3P	3PA	FT	FTA	OR	DR	TOT	A	PF	ST	TO	BS	+/-	PTS
33 Katie Lou Samuelson	F	16:45	1	2	0	1	0	0	2	2	4	0	3	1	1	0	-10	2
30 Breanna Stewart	F	34:36	8	15	2	5	9	10	2	9	11	1	2	3	1	0	17	27
2 Mercedes Russell	C	17:19	0	1	0	0	0	0	2	1	3	1	2	2	2	1	11	0
24 Jewell Loyd	G	30:52	5	13	0	4	8	8	2	4	6	2	3	0	3	0	6	18
10 Sue Bird	G	26:09	1	7	1	5	0	0	0	1	1	5	2	2	3	0	6	3
7 Stephanie Talbot		23:14	3	6	1	2	0	0	0	2	2	0	2	0	3	1	6	7
13 Ezi Magbegor		20:31	2	6	0	0	3	3	3	3	6	0	1	0	2	2	2	7
21 Jordin Canada		18:43	2	8	0	1	0	0	3	1	4	2	1	2	3	0	7	4
11 Epiphanny Prince		09:08	1	3	1	2	0	0	0	0	0	0	2	0	1	0	3	3
22 Cierra Burdick		02:43	0	0	0	0	0	0	0	0	0	0	1	1	0	0	-3	0
8 Kennedy Burke	DNP - Coach's decision																	
31 N'dea Jones	DNP - Coach's decision																	
200:00			23	61	5	20	20	21	14	23	37	11	19	11	19	4	9	71
			37.7%		25%		95.2%		TM REB: 5			TOT TO: 19 (22 PTS)						

### SCORE BY PERIOD

	1	2	3	4	FINAL
Sparks	9	20	14	19	62
STORM	23	15	15	18	71

Inactive: Sparks - Ogwumike (Injury/Illness - Right knee), Ogwumike (Injury/Illness - Left knee), Toliver (Injury/Illness - Eye), Walker (Injury/Illness - Right knee)

Inactive: Storm -

Points in the Paint: Sparks 26 (13/25), STORM 28 (14/30)

2nd Chance Points: Sparks 14 (4/6), STORM 17 (6/12)

Fast Break Points: Sparks 7 (3/3), STORM 5 (2/6)

Biggest Lead: Sparks 1, STORM 17

Lead Changes: 4

Times Tied: 1

### LAST TIME AGAINST MINNESOTA - BOX SCORE

**WOMEN'S NATIONAL BASKETBALL ASSOCIATION**

**OFFICIAL SCORER'S REPORT**  
**FINAL BOX**

**Saturday, June 12, 2021 Target Center, Minneapolis, MN**

Officials: #5 Tiara Cruse, #53 Jeffrey Smith, #85 Robert Hussey

**Game Duration: 1:56**

**Attendance: 2203**

**VISITOR: Los Angeles Sparks (4-5)**

	POS	MIN	FG	FGA	3P	3PA	FT	FTA	OR	DR	TOT	A	PF	ST	TO	BS	+/-	PTS
2 Te'a Cooper	F	31:24	6	10	2	3	3	3	0	1	1	2	2	2	4	2	-17	17
12 Nia Coffey	F	25:43	3	6	2	4	0	0	1	3	4	1	4	0	3	2	-18	8
1 Amanda Zahui B	C	36:20	5	14	2	8	3	4	2	6	8	0	5	1	0	1	-9	15
20 Kristi Toliver	G	33:06	5	18	2	6	1	1	0	0	0	5	3	1	3	0	-8	13
17 Erica Wheeler	G	21:48	3	9	0	0	3	4	1	1	2	2	0	0	1	0	-4	9
15 Brittney Sykes		24:36	1	7	0	0	0	0	2	4	6	4	2	3	0	0	-8	2
31 Kristine Anigwe		05:37	0	0	0	0	0	0	1	1	2	0	1	0	0	0	-10	0
22 Arella Guirantes		06:21	0	2	0	0	0	0	1	1	2	0	1	0	1	0	-7	0
32 Bri Holmes		15:05	0	4	0	2	0	0	1	1	2	1	0	2	0	0	1	0
13 Chiney Ogwumike	DND - Injury/Illness - Right Knee																	
30 Nneka Ogumwike	DND - Injury/Illness - Left Knee																	
44 Karlise Samuelson	DNP - Coach's decision																	
40 Jasmine Walker	NWT - Injury/Illness - Right Knee																	
		200:00	23	70	8	23	10	12	9	18	27	15	18	9	12	5	-16	64
				32.9%		34.8%		83.3%		TM REB:	5		TOT TO:	13 (20 PTS)				

**HOME: MINNESOTA LYNX (4-5)**

	POS	MIN	FG	FGA	3P	3PA	FT	FTA	OR	DR	TOT	A	PF	ST	TO	BS	+/-	PTS
24 Napheesa Collier	F	32:47	4	14	1	4	0	0	3	3	6	4	3	0	1	1	21	9
12 Damiris Dantas	F	26:43	2	7	1	3	0	0	0	4	4	2	1	0	4	0	8	5
34 Sylvia Fowles	C	27:24	5	6	0	0	5	6	2	7	9	1	3	5	5	4	-2	15
21 Kayla McBride	G	25:04	1	6	0	4	6	6	0	2	2	1	1	0	1	0	13	8
7 Layshia Clarendon	G	16:07	1	1	0	0	0	0	0	1	1	4	2	0	2	0	-3	2
3 Aerial Powers		10:38	2	5	0	1	3	3	0	4	4	1	0	1	6	0	4	7
11 Natalie Achonwa		04:20	0	2	0	0	2	2	1	0	1	0	0	0	0	0	7	2
2 Crystal Dangerfield		25:35	5	10	4	5	2	2	0	4	4	3	2	0	1	0	15	16
6 Bridget Carleton		17:08	1	2	1	1	1	2	3	4	7	2	1	2	1	0	3	4
15 Rachel Banham		14:14	4	5	4	4	0	0	0	5	5	2	2	0	1	0	14	12
0 Rennia Davis	DND - Injury/Illness - Left Foot Stress Fracture																	
10 Jessica Shepard	DND - Injury/Illness - Strained Right Groin																	
		200:00	25	58	11	22	19	21	9	34	43	20	15	8	22	5	16	80
			43.1%			50%		90.5%		TM REB: 9					TOT TO: 22 (17 PTS)			

SCORE BY PERIOD	1	2	3	4	FINAL
Sparks	19	16	22	7	64
LYNX	26	23	8	23	80

**Inactive: Sparks -**

Inactive: Lynx -

Points in the Paint: Sparks 24 (12/29), LYNX 14 (7/19) Biggest Lead: Sparks 1, LYNX 16

**2nd Chance Points: Sparks 17 (7/10), LYNX 12 (4/10) Lead Changes: 2**

**Fast Break Points: Sparks 12 (5/7), LYNX 4 (2/5)**

### Technical fouls - Individual

Sparks (3): Holmes 3:52 2nd , Zahui B 5:00 4th , Cooper 5:00 4th

LYNX (4): Clarendon 3:52 2nd , Reeve 5:51 3rd , Collier 5:00 4th , McBride 5:00 4th

### Technical fouls - Defensive Three Seconds

Sparks (1) : Zahui B 5:48 1st

LYNX (0) : NONE

**LOS ANGELES SPARKS HIGHS**

Points, Game.....98 vs. IND 6/3  
 Points, First Half.....53 vs. PHO 6/16  
 Points, Second Half.....50 vs. IND 6/3  
 Points, 1Q.....27 vs. PHO 6/16  
 Points, 2Q.....32 vs. WAS 6/24  
 Points, 3Q.....28 vs. SEA 7/4  
 Points, 4Q.....27 vs. IND 6/3  
 Points, Overtime..... 9 @ CHI 5/30

Field Goals Made.....37 vs. IND 6/3  
 Field Goals Att.....82 vs. LVA 6/30  
 Field Goal Percentage.....56.1% vs. IND 6/3  
 3FG Made.....14 vs. IND 6/3  
 3FG Att.....30 @ DAL 6/1  
 3FG Percentage.....58.8% vs. WAS 6/24  
 Free Throws Made.....19 @ WAS 6/10  
 Free Throws Att.....28 @ WAS 6/10  
 FT Percentage.....100% vs. SEA 7/4

Offensive Rebounds...14 vs. PHO 6/17  
 Defensive Rebounds....29 vs. LVA 6/30  
 Total Rebounds.....39 vs. LVA 6/30  
 Assists.....20 @ CHI 5/30  
 Steals.....17 vs. NYL 6/20  
 Turnovers.....19 @ CHI 5/30  
 Blocked Shots.....10 @ DAL 6/1  
 Personal Fouls.....25 vs. PHO 6/18

**OPPONENT HIGHS**

Points, Game.....99 vs. LVA 6/30  
 Points, First Half.....56 vs. LVA 6/30  
 Points, Second Half.....50 vs. DAL 5/14  
 Points, 1Q.....27 @ CHI 5/30  
 Points, 2Q.....31 @ LVA 5/21  
 Points, 3Q.....26 vs. DAL 5/14  
 Points, 4Q.....28 vs. SEA 7/4  
 Points, Overtime.....6 @ CHI 5/30

Field Goals Made.....37 vs. LVA 6/30  
 Field Goals Att.....81 vs. LVA 6/30  
 Field Goal Percentage....53.2% @ LVA 5/21  
 3FG Made.....11 vs. WAS 6/24  
 3FG Att.....31 vs. NYL 6/20  
 3FG Percentage.....78.3% vs. LVA 7/2  
 Free Throws Made.....27 @ LVA 5/21  
 Free Throws Att.....32 @ LVA 5/21  
 FT Percentage.....100% @ CHI 5/30

**LOS ANGELES SPARKS LOWS**

-Points, Game.....58 vs. LVA 7/2  
 -Points, First Half.....28 @ DAL 6/1  
 -Points, Second Half..... 28 vs. LVA 7/2  
 -Points, 1Q.....9 vs. SEA 7/7  
 -Points, 2Q.....7 @ DAL 6/1  
 -Points, 3Q.....9 vs. CHI 6/5  
 -Points, 4Q.....7 @ MIN 6/10  
 -Points, Overtime..... 9 @ CHI 5/30

-Field Goals Made..... 21 vs. SEA 7/7  
 -Field Goals Att..... 60 vs. PHO 6/18  
 -Field Goal Percentage.....32.8% @ WAS 6/10  
 -3FG Made.....3 vs. CHI 6/5  
 -3FG Att..... 14 vs. PHO 6/18  
 -3FG Percentage..... 15.8% vs. CHI 6/5  
 -Free Throws Made.....4 vs. PHO 6/16  
 -Free Throws Att..... 6 vs. PHO 6/16  
 -FT Percentage..... 50.0% vs. NYL 6/20

-Offensive Rebounds.....0 vs. WAS 6/24  
 -Defensive Rebounds..... 18 @ MIN 6/12  
 -Total Rebounds..... 24 @ DAL 6/1  
 -Assists..... 8 vs. SEA 7/7  
 -Steals..... 3 vs. PHO 6/16  
 -Turnovers..... 5 vs. PHO 6/16  
 -Blocked Shots..... 2 vs. NYL 6/20  
 -Personal Fouls..... 13 vs. LVA 6/30

**OPPONENT LOWS**

-Points, Game.....63 vs. CHI 6/5  
 -Points, First Half.....25 vs. IND 6/3  
 -Points, Second Half.....28 vs. LVA 7/2  
 -Points, 1Q.....10 @ CHI 5/30  
 -Points, 2Q.....11 vs. IND 6/3  
 -Points, 3Q.....8 @ MIN 6/12  
 -Points, 4Q.....14 vs. PHO 6/16  
 -Points, Overtime..... 6 @ CHI 5/30

-Field Goals Made..... 12 @ CHI 5/30  
 -Field Goals Att..... 12 @ CHI 5/30  
 -Field Goal Percentage.....33.9% vs. CHI 6/5  
 -3FG Made..... 2 vs. LVA 7/2  
 -3FG Att.....11 vs. LVA 7/2  
 -3FG Percentage..... 25.0% vs. SEA 7/7  
 -Free Throws Made..... 11 vs. PHO 6/27  
 -Free Throws Att.....12 @ DAL 6/1  
 -FT Percentage.....68.8% vs. IND 6/3

# 2021 TEAM BOX SCORE

Date	Opponent	MINS	FG-A	PCT	3PM-A	PCT	FTM-A	PCT	OFF	DEF	TOT	AST	STL	BLK	TO	PF	PTS
5/14	vs DAL	40:00	28-78	.359	7-27	.259	8-14	.571	6	19	25	15	12	3	15	17	71
5/21	@ LVA	40:00	27-74	.365	5-17	.294	10-15	.667	5	23	28	18	8	1	11	24	69
5/28	@CHI	40:00	26-66	.394	9-19	.474	15-18	.833	9	21	30	17	13	3	20	18	76
5/30	@CHI	45:00	30-73	.411	8-18	.444	14-18	.778	8	25	33	20	11	8	20	19	82
6/1	@DAL	40:00	24-64	.375	10-30	.333	11-12	.917	4	20	24	11	5	10	12	19	69
6/3	vs IND	40:00	37-66	.561	14-28	.500	10-11	.909	2	25	27	14	9	4	8	18	98
6/5	vs CHI	40:00	25-68	.368	3-19	15.8	15-21	.714	9	29	38	13	4	6	11	20	68
6/10	@WAS	40:00	22-67	.328	8-23	.348	19-28	.679	9	22	31	13	6	4	11	19	71
6/12	@MIN	40:00	23-70	.329	8-23	.348	10-12	.833	9	18	27	15	9	5	13	18	64
6/16	vs PHO	40:00	36-80	.450	9-28	.321	4-6	.667	14	21	35	17	3	6	5	23	85
6/18	vs PHO	40:00	25-55	.455	5-16	.313	25-31	.806	4	29	33	13	8	3	12	19	80
6/20	vs NYL	40:00	31-68	.456	6-24	.250	5-10	.500	8	19	27	16	17	2	18	19	73
6/24	vs WAS	40:00	33-64	.516	10-17	.588	13-15	.867	0	22	22	16	8	6	12	18	89
6/26	@PHO	40:00	31-74	.419	6-20	.300	11-15	.733	5	26	31	14	7	3	9	24	79
6/30	vs LVA	40:00	28-82	.341	7-24	.292	12-17	.706	10	29	39	12	9	3	11	13	75
7/2	vs LVA	40:00	22-62	.355	6-21	.286	8-10	.800	5	28	33	12	5	6	13	20	58
7/4	vs SEA	40:00	25-65	.385	7-18	.389	17-17	1.000	7	23	30	18	5	5	12	18	74
7/7	@SEA	40:00	21-59	.356	4-19	.211	16-20	.800	7	21	28	8	11	5	17	19	62
7/11	vs MIN																
8/15	vs IND																
8/17	vs ATL																
8/19	vs ATL																
8/22	@NYL																
8/24	@WAS																
8/26	@CON																
8/28	@CON																
8/31	@IND																
9/2	@MIN																
9/9	vs CON																
9/12	vs SEA																
9/16	@ATL																
9/19	@DAL																
Total	—	725:00	492-1240	.397	131-390	.336	214-281	.762	122	414	536	259	150	82	235	351	1329

# 2021 TEAM AVERAGES

	G	MPG	PPG	RPG	APG	SPG	BPG	FG%	3FG%	FT%	TO	PF
Sparks	18	40.3	73.8	29.8	14.4	8.3	4.6	39.7	33.6	76.2	13.3	19.5
Opponent	18	40.3	79.5	40.1	16.8	6.4	4.4	42.4	35.3	84.8	18.8	18.2




#1	AMANDA ZAHUI B.	CENTER	6-5	9/8/93	MINNESOTA	7TH SEASON
----	-----------------	--------	-----	--------	-----------	------------

2021 Regular Season Averages:

G-GS	PPG	RPG	APG	SPG	BPG	MPG	FG%	3FG%	FT%
16-13	11.4	6.3	0.9	0.8	1.6	26.5	43.9	31.6	88.2

	2021 Season Highs	Career Highs	Playoff Career Highs
PTS	22, vs LVA 6/30/21	37, @ LAS 6/15/19	2, vs PHO 9/24/16
REB	12, vs LVA 7/2/21	21, @ LVA 8/29/20	2, two times
AST	3, vs SEA 7/4/21	5, two times	—
STL	2, @ CHI 5/28/21	4, vs. MIN 8/5/20	—
BLK	4, vs CHI 6/5/21	6, vs. LAS 6/4/19	1, @ PHO 9/17/15
FGM	9, vs LVA 6/30/21	13, @ LAS 6/15/19	1, vs PHO 9/24/16
3FGM	3, vs PHO 6/16/21	7, @ LAS 6/15/19	—
FTM	4, @ SEA 7/7/21	6, two times	—
MINS	36:20, @ MIN 6/12/21	36:20, @ MIN 6/12/21	6, vs PHO 9/24/16



GAME BY GAME STATS

Date	Opponent	MINS	FG-A	PGI	3PM-A	PCI	FTM-A	PCI	QFF	DEF	TOI	AST	STL	BLK	TO	PF	PTS
5/14	vs DAL	DNP - Back	—	—	—	—	—	—	—	—	—	—	—	—	—	—	—
5/21	@ LVA	DNP - Back	—	—	—	—	—	—	—	—	—	—	—	—	—	—	—
5/28	@CHI	16:24	3-5	.600	2-3	.667	0-0	—	0	2	2	0	2	1	4	3	8
5/30	@CHI	34:59	7-8	.875	2-3	.667	1-1	1.000	0	8	8	0	1	3	3	3	17
6/1	@DAL	21:28	4-9	.444	2-6	.333	0-0	—	1	2	3	2	1	1	3	2	10
6/3	vs IND	24:16	3-9	.333	1-7	.143	0-0	—	0	7	7	2	0	1	1	2	7
6/5	vs CHI	30:53	6-14	.429	0-5	.000	1-2	.500	2	8	10	2	1	4	1	4	13
6/10	@WAS	15:52	3-6	.500	1-2	.500	2-2	1.000	0	4	4	0	0	1	3	3	9
6/12	@MIN	36:20	5-14	.357	2-8	.250	3-4	.750	2	6	8	0	1	1	0	5	15
6/16	vs PHO	34:35	6-19	.316	3-11	.273	0-0	—	0	7	7	0	0	2	0	4	15
6/18	vs PHO	18:59	2-6	.333	1-4	.250	0-0	—	0	6	6	1	1	0	1	6	5
6/20	vs NYL	11:24	2-4	.500	0-1	.000	0-0	—	0	2	2	0	1	0	2	3	4
6/24	vs WAS	34:23	6-13	.462	3-6	.500	2-2	1.000	0	5	5	1	1	3	1	3	17
6/26	@PHO	33:07	4-10	.400	2-4	.500	0-0	—	0	4	4	1	0	0	2	1	10
6/30	vs LVA	29:30	9-20	.450	2-6	.333	2-2	1.000	4	5	9	2	1	2	3	3	22
7/2	vs LVA	30:47	6-16	.375	2-6	.333	0-0	—	4	8	12	0	0	1	1	5	14
7/4	vs SEA	21:08	4-5	.800	0-0	—	0-0	—	1	3	4	3	1	3	2	5	8
7/7	@SEA	29:53	2-6	.333	1-4	.250	4-4	1.000	2	7	9	1	1	2	4	1	9
7/11	vs MIN																
8/15	vs IND																
8/17	vs ATL																
8/19	vs ATL																
8/22	@NYL																
8/24	@WAS																
8/26	@CON																
8/28	@CON																
8/31	@IND																
9/2	@MIN																
9/9	vs CON																
9/12	vs SEA																
9/16	@ATL																
9/19	@DAL																
Total	—	424:35	72-164	.4439	24-76	.316	15-17	.882	16	84	100	14	12	25	31	53	183

#2	TE'A COOPER	GUARD	5-8	4/16/97	BAYLOR	2ND SEASON
----	-------------	-------	-----	---------	--------	------------

2021 Regular Season Averages:

G-GS	PPG	RPG	APG	SPG	BPG	MPG	FG%	3FG%	FT%
17-8	9.8	2.1	1.5	0.9	0.2	22.1	36.8	35.0	76.9

	2021 Season Highs	Career Highs	Playoff Career Highs
PTS	26, vs WASH 6/24/21	26, vs WASH 6/24/21	3, vs CON 9/17/20
REB	6, vs LVA 6/30/21	6, @CON 8/28/20	—
AST	4, two times	4, two times	2, vs CON 9/17/20
STL	2, four times	2, three times	1, vs CON 9/17/20
BLK	2, @ MIN 6/12/21	2, @ MIN 6/12/21	—
FGM	10, vs WASH 6/24/21	10, vs WASH 6/24/21	1, vs CON 9/17/20
3FGM	2, four times	3, @NYL 9/8/20	1, vs CON 9/17/20
FTM	6, vs LVA 6/30/21	6, vs LVA 6/30/21	—
MINS	33:57, vs LVA 7/2/21	33:57, vs LVA 7/2/21	20, vs CON 9/17/20



GAME BY GAME STATS


Date	Opponent	MINS	FG-A	PCT	3PM-A	PCT	FTM-A	PCI	QFF	DEF	TOT	AST	STL	BLK	TO	PF	PTS
5/14	vs DAL	17:30	1-10	.100	1-3	.333	1-2	.500	0	2	2	1	2	0	1	2	4
5/21	@ LVA	21:13	2-5	.400	2-3	.667	2-2	1.000	0	1	1	1	1	0	2	3	8
5/28	@CHI	13:40	2-9	.222	0-3	.000	1-2	.500	0	0	0	0	0	0	1	4	5
5/30	@CHI	10:10	0-6	.000	0-0	—	0-0	—	0	3	3	1	1	0	3	0	0
6/1	@DAL	32:50	4-12	.333	0-3	.000	4-4	1.000	0	3	3	4	1	0	0	3	12
6/3	vs IND	17:09	5-8	.625	1-2	.500	4-5	.800	0	1	1	0	0	0	1	3	15
6/5	vs CHI	32:25	4-9	.444	1-4	.250	4-6	.667	0	2	2	0	0	0	2	3	13
6/10	@WAS	21:33	3-14	.214	0-2	.000	5-6	.833	1	2	3	2	2	1	2	2	11
6/12	@MIN	31:24	6-10	.600	2-3	.667	3-3	1.000	0	1	1	2	2	2	4	2	17
6/16	vs PHO	—	—	—	—	—	—	—	—	—	—	—	—	—	—	—	—
6/18	vs PHO	13:42	0-3	.000	0-1	.000	0-0	—	0	2	2	1	1	0	1	1	0
6/20	vs NYL	14:56	1-3	.333	0-0	—	1-2	.500	0	1	1	1	0	0	1	1	3
6/24	vs WAS	26:55	10-15	.667	1-1	.100	5-6	.833	0	3	3	4	2	0	0	2	26
6/26	@PHO	31:01	8-14	.571	2-4	.500	2-2	1.000	0	1	1	2	1	0	3	3	20
6/30	vs LVA	24:38	4-14	.286	1-3	.333	6-10	.600	2	4	6	3	0	0	2	2	15
7/2	vs LVA	33:57	5-11	.455	2-5	.400	0-0	—	0	4	4	1	2	0	3	3	12
7/4	vs SEA	16:54	1-5	.200	1-2	.500	0-0	—	0	1	1	1	0	0	3	0	3
7/7	@SEA	16:24	0-4	.000	0-1	.000	2-2	1.000	0	2	2	1	1	1	2	2	2
7/11	vs MIN																
8/15	vs IND																
8/17	vs ATL																
8/19	vs ATL																
8/22	@NYL																
8/24	@WAS																
8/26	@CON																
8/28	@CON																
8/31	@IND																
9/2	@MIN																
9/9	vs CON																
9/12	vs SEA																
9/16	@ATL																
9/19	@DAL																
Total	—	376:13	56-152	.368	14-40	.350	40-52	.769	3	32	35	24	16	4	31	36	166

#7	MARIA VADEEVA	CENTER	6-4	7/16/98	RUSSIA	3RD SEASON
----	---------------	--------	-----	---------	--------	------------

2019 Regular Season Averages:

G-GS	PPG	RPG	APG	SPG	BPG	MPG	FG%	3FG%	FT%
15-1	7.8	3.9	0.7	1.0	0.2	12.0	.490	.313	.769

	2019 Season Highs	Career Highs	Playoff Career Highs
PTS	24, @ LVA 5/26/19	24, @ LVA 5/26/19	2, two times
REB	8, two times	8, two times	4, vs CON 9/22/19
AST	3, two times	3, two times	2, vs SEA 9/15/19
STL	3, vs MIN 8/20/19	3, vs MIN 8/20/19	—
BLK	3, @ LVA 5/26/19	3, two times	1, three times
FGM	11, @ LVA 5/26/19	11, @ LVA 5/26/19	1, two times
3FGM	2, @ LVA 5/26/19	2, two times	—
FTM	4, vs SEA 8/4/19	4, vs SEA 8/4/19	—
MINS	24:12, @ LVA 5/26/19	24:12, @ LVA 5/26/19	13:30 vs CON 9/22/19



## GAME BY GAME STATS

[illegible]

#12NIA COFFEYFORWARD6-16/11/95NORTHWESTERN5TH SEASON

2021 Regular Season Averages:

G-GS	PPG	RPG	APG	SPG	BPG	MPG	FG%	3FG%	FT%
18-14	7.5	4.3	0.9	1.0	1.4	27.0	38.2	39.1	66.7

	2021 Season Highs	Career Highs	Playoff Career Highs
PTS	17, @ CHI 5/30/21	23, vs SEA 5/27/18	—
REB	9, vs CHI 6/5/21	12, vs PHO 6/17/18	—
AST	3, vs CHI 6/5/21	6, @ CHI 6/3/18	—
STL	4, @ CHI 5/30/21	4, @ CHI 5/30/21	—
BLK	6, @ DAL 6/1/21	6, @ DAL 6/1/21	—
FGM	6, two times	8, vs SEA 5/27/18	—
3FGM	3, five times	3, five times	—
FTM	4, two times	7, two times	—
MINS	32:58, vs CHI 6/5/21	32:58, vs CHI 6/5/21	—



GAME BY GAME STATS

Date	Opponent	MINS	FG-A	PCT	3PM-A	PCT	FTM-A	PCT	OFF	DEF	TOT	AST	STL	BLK	TQ	PF	PTS
5/14	vs DAL	19:41	4-8	.500	2-4	.500	0-2	.000	2	2	4	1	1	2	4	2	10
5/21	@ LVA	20:43	3-7	.429	1-2	.500	1-2	.500	0	3	3	0	1	0	0	1	8
5/28	@CHI	16:59	3-5	.600	3-4	.750	0-0	—	1	4	5	1	1	1	0	1	9
5/30	@CHI	31:04	6-12	.500	3-5	.600	0-0	—	1	3	4	1	4	2	1	2	17
6/1	@DAL	28:28	3-8	.375	2-5	.400	0-0	—	1	5	6	1	1	6	1	4	8
6/3	vs IND	30:36	4-4	1.000	3-3	1.000	4-5	.800	0	1	1	1	0	2	0	4	13
6/5	vs CHI	32:25	4-11	.364	0-3	.000	2-2	1.000	1	8	9	3	3	2	0	2	10
6/10	@ WAS	20:12	1-8	.125	0-3	.000	3-4	.750	2	2	4	0	0	0	0	2	5
6/12	@ MIN	24:52	3-6	.500	2-4	.500	0-0	—	1	3	4	1	0	2	3	4	8
6/16	vs PHO	24:54	2-5	.400	0-3	.000	0-0	—	0	1	1	0	1	0	0	4	4
6/18	vs PHO	29:15	2-4	.500	1-1	1.000	0-0	—	1	2	3	1	1	0	2	3	5
6/20	vs NYL	32:12	6-13	.462	3-8	.375	0-0	—	0	3	3	1	0	2	4	2	15
6/24	vs WAS	31:19	1-4	.250	1-3	.333	0-0	—	0	1	1	1	1	1	2	2	3
6/26	@ PHO	28:43	2-6	.333	2-4	.500	0-0	—	1	6	7	1	1	0	1	4	6
6/30	vs LVA	26:26	0-4	.000	0-3	.000	0-0	—	0	7	7	1	0	0	0	3	0
7/2	vs LVA	28:18	0-3	.000	0-1	.000	0-0	—	1	6	7	0	2	4	4	3	0
7/4	vs SEA	27:34	4-12	.333	3-6	.500	0-0	—	0	2	2	2	0	1	1	5	11
7/7	@ SEA	30:39	2-11	.182	1-7	1.43	0-0	—	2	5	7	1	2	1	2	5	5
7/11	vs MIN																
8/15	vs IND																
8/17	vs ATL																
8/19	vs ATL																
8/22	@ NYL																
8/24	@ WAS																
8/26	@ CON																
8/28	@ CON																
8/31	@ IND																
9/2	@ MIN																
9/9	vs CON																
9/12	vs SEA																
9/16	@ ATL																
9/19	@ DAL																
Total	—	485:49	50-131	.382	27-69	.391	8-12	.667	14	64	78	17	19	26	25	53	135

2021 Regular Season Averages:

G-GS	PPG	RPG	APG	SPG	BPG	MPG	FG%	3FG%	FT%
3-3	9.0	5.7	2.0	0.7	0.7	27.3	34.5	66.7	71.4

	2021 Season Highs	Career Highs	Playoff Career Highs
PTS	12, vs DAL 5/14/21	30, vs SEA 6/15/18	10, @CON 9/19/19
REB	6, two times	17, vs NY 6/29/14	5, @CON 9/19/19
AST	2, three times	4, vs NY 6/14/19	2, vs SEA 9/15/19
STL	1, two times	4, two times	2, vs PHX 9/23/19
BLK	1, @ CHI 5/28/21	7, vs DAL 7/20/16	2, @CON 9/17/19
FGM	5, vs DAL 5/14/21	13, vs SEA 6/15/18	14 @CON 9/19/19
3FGM	2, vs DAL 5/14/21	2, vs DAL 5/14/21	—
FTM	3, @ LVA 5/21/21	8, two times	—
MINS	30:40, @ LVA 5/21/21	40, two times	19, vs PHO 8/23/18



GAME BY GAME STATS

Date	Opponent	MINS	FG-A	PCT	3PM-A	PCT	FTM-A	PCT	OFF	DEF	TOT	AST	STL	BLK	TO	PF	PTS
5/14	vs DAL	27:11	5-11	.455	2-3	.667	0-0	—	1	5	6	2	1	0	1	4	12
5/21	@ LVA	30:40	4-10	.400	0-0	—	3-5	.600	3	2	5	2	1	0	2	5	11
5/28	@CHI	24:00	1-8	.125	0-0	—	2-2	1.000	2	4	6	2	0	1	3	4	4
5/30	@CHI	DNP - KNEE	—	—	—	—	—	—	—	—	—	—	—	—	—	—	—
6/1	@DAL	DNP - KNEE	—	—	—	—	—	—	—	—	—	—	—	—	—	—	—
6/3	vs IND	DNP - KNEE	—	—	—	—	—	—	—	—	—	—	—	—	—	—	—
6/5	vs CHI	DNP - KNEE	—	—	—	—	—	—	—	—	—	—	—	—	—	—	—
6/10	@WAS	DNP - KNEE	—	—	—	—	—	—	—	—	—	—	—	—	—	—	—
6/12	@MIN	DNP - KNEE	—	—	—	—	—	—	—	—	—	—	—	—	—	—	—
6/16	vs PHO	DNP - KNEE	—	—	—	—	—	—	—	—	—	—	—	—	—	—	—
6/18	vs PHO	DNP - KNEE	—	—	—	—	—	—	—	—	—	—	—	—	—	—	—
6/20	vs NYL	DNP - KNEE	—	—	—	—	—	—	—	—	—	—	—	—	—	—	—
6/24	vs WAS	DNP - KNEE	—	—	—	—	—	—	—	—	—	—	—	—	—	—	—
6/26	@PHO	DNP - KNEE	—	—	—	—	—	—	—	—	—	—	—	—	—	—	—
6/30	vs LVA	DNP - KNEE	—	—	—	—	—	—	—	—	—	—	—	—	—	—	—
7/2	vs LVA	DNP - KNEE	—	—	—	—	—	—	—	—	—	—	—	—	—	—	—
7/4	vs SEA	DNP - KNEE	—	—	—	—	—	—	—	—	—	—	—	—	—	—	—
7/7	@SEA	DNP - KNEE	—	—	—	—	—	—	—	—	—	—	—	—	—	—	—
7/11	vs MIN																
8/15	vs IND																
8/17	vs ATL																
8/19	vs ATL																
8/22	@NYL																
8/24	@WAS																
8/26	@CON																
8/28	@CON																
8/31	@IND																
9/2	@MIN																
9/9	vs CON																
9/12	vs SEA																
9/16	@ATL																
9/19	@DAL																
Total	—	81:51	10-29	.345	2-3	.667	5-7	.714	6	11	17	6	2	1	6	13	27



2021 Regular Season Averages:

G-GS	PPG	RPG	APG	SPG	BPG	MPG	FG%	3FG%	FT%
4-0	3.8	3.0	0.8	1.0	0.8	16.3	33.3	0.0	83.3

	2021 Season Highs	Career Highs	Playoff Career Highs
PTS	5, vs LVA 7/2/21	7, two times	—
REB	5, vs LVA 6/30/21	7, vs SEA 8/20/20	—
AST	1, three times	4, vs CHI 8/31/20	—
STL	2, two times	2, vs LVA 6/30/21	—
BLK	1, three times	2, @ MIN 8/7/20	—
FGM	2, vs LVA 7/2/21	2, two times	—
3FGM	—	1, four times	—
FTM	2, two times	2, seven times	—
MINS	20:55, vs LVA 7/2/21	20:55, vs LVA 7/2/21	—



GAME BY GAME STATS

Date	Opponent	MINS	FG-A	PGT	3PM-A	PGT	FTM-A	PGT	DEF	DEF	TQT	AST	STL	BLK	TQ	PF	PTS
5/14	vs DAL	—	—	—	—	—	—	—	—	—	—	—	—	—	—	—	—
5/21	@ LVA	—	—	—	—	—	—	—	—	—	—	—	—	—	—	—	—
5/28	@CHI	—	—	—	—	—	—	—	—	—	—	—	—	—	—	—	—
5/30	@CHI	—	—	—	—	—	—	—	—	—	—	—	—	—	—	—	—
6/1	@DAL	—	—	—	—	—	—	—	—	—	—	—	—	—	—	—	—
6/3	vs IND	—	—	—	—	—	—	—	—	—	—	—	—	—	—	—	—
6/5	vs CHI	—	—	—	—	—	—	—	—	—	—	—	—	—	—	—	—
6/10	@WAS	—	—	—	—	—	—	—	—	—	—	—	—	—	—	—	—
6/12	@MIN	—	—	—	—	—	—	—	—	—	—	—	—	—	—	—	—
6/16	vs PHO	—	—	—	—	—	—	—	—	—	—	—	—	—	—	—	—
6/18	vs PHO	—	—	—	—	—	—	—	—	—	—	—	—	—	—	—	—
6/20	vs NYL	—	—	—	—	—	—	—	—	—	—	—	—	—	—	—	—
6/24	vs WAS	—	—	—	—	—	—	—	—	—	—	—	—	—	—	—	—
6/26	@PHO	—	—	—	—	—	—	—	—	—	—	—	—	—	—	—	—
6/30	vs LVA	18:47	1-3	.333	0-0	—	2-2	1.000	1	4	5	1	2	1	0	1	4
7/2	vs LVA	20:55	2-7	.286	0-1	.000	1-2	.500	0	4	4	1	0	1	0	5	5
7/4	vs SEA	14:19	1-2	.500	0-0	—	2-2	1.000	0	2	2	1	0	0	1	1	4
7/7	@SEA	11:16	1-3	.333	0-0	—	0-0	—	1	0	1	0	2	1	0	1	2
7/11	vs MIN																
8/15	vs IND																
8/17	vs ATL																
8/19	vs ATL																
8/22	@NYL																
8/24	@WAS																
8/26	@CON																
8/28	@CON																
8/31	@IND																
9/2	@MIN																
9/9	vs CON																
9/12	vs SEA																
9/16	@ATL																
9/19	@DAL																
Total	—	65:17	5-15	.333	0-1	.000	5-6	.833	2	10	12	3	4	3	1	8	15

2021 Regular Season Averages:

G-GS	PPG	RPG	APG	SPG	BPG	MPG	FG%	3FG%	FT%
18-6	8.8	4.4	2.0	1.8	0.5	26.5	39.9	15.8	77.3

	2021 Season Highs	Career Highs	Playoff Career Highs
PTS	19, vs SEA 7/4/21	33, vs PHO 9/3/17	17, @WAS 8/31/18
REB	10, vs SEA 7/4/21	13, vs PHO 7/25/17	6, vs WAS 8/28/18
AST	5, vs SEA 7/4/21	7, vs IND 7/1/18	3, vs WAS 9/4/18
STL	7, vs NYL 6/20/21	7, vs NYL 6/20/21	2, two times
BLK	2, @CHI 5/30/21	3, three times	1, vs WAS 8/28/18
FGM	6, two times	12, vs PHO 9/3/17	6, three times
3FGM	2, @ CHI 5/30/21	4, two times	3, two times
FTM	7, vs SEA 7/4/21	12, vs WAS 7/19/17	2, two times
MINS	38:18, vs LVA 7/2/21	38:18, vs LVA 7/2/21	28, @WAS 9/2/18



GAME BY GAME STATS

Date	Opponent	MINS	FG-A	PCI	3PM-A	PCI	FTM-A	PCI	QFF	DEF	TOI	AST	STL	BLK	IQ	PF	PTS
5/14	vs DAL	26:34	2-7	.286	0-4	.000	2-4	.500	0	2	2	3	2	1	1	0	6
5/21	@ LVA	22:33	1-7	.143	0-5	.000	0-0	—	0	2	2	2	0	0	0	1	2
5/28	@CHI	28:22	4-11	.364	1-3	.333	2-2	1.000	2	3	5	3	5	0	3	3	11
5/30	@CHI	25:59	2-6	.333	2-3	.667	0-0	—	2	1	3	2	1	2	2	4	6
6/1	@DAL	25:13	1-6	.167	0-2	.000	4-4	1.000	0	4	4	1	0	1	2	3	6
6/3	vs IND	26:17	4-9	.444	0-1	.000	0-0	—	1	5	6	2	3	0	1	2	8
6/5	vs CHI	20:20	0-3	.000	0-0	—	1-2	.500	0	4	4	2	0	0	0	3	1
6/10	@WAS	21:26	3-8	.375	0-1	.000	4-6	.667	1	2	3	1	0	1	0	1	10
6/12	@MIN	24:36	1-7	.143	0-0	—	0-0	—	2	4	6	4	3	0	0	2	2
6/16	vs PHO	23:24	6-10	.600	0-0	—	2-3	.667	5	4	9	1	1	1	2	2	14
6/18	vs PHO	22:04	5-8	.625	0-0	—	4-5	.800	1	4	5	0	1	0	0	4	14
6/20	vs NYL	30:30	5-10	.500	0-1	.000	0-1	.000	2	2	4	0	7	0	1	2	10
6/24	vs WAS	27:16	5-8	.625	0-0	—	4-4	1.000	0	3	3	2	1	2	1	3	14
6/26	@PHO	31:55	5-13	.385	0-1	.000	1-3	.333	1	5	6	4	3	1	1	3	11
6/30	vs LVA	25:14	5-13	.385	0-1	.000	1-1	1.000	3	3	6	1	1	0	0	0	11
7/2	vs LVA	38:18	2-7	.286	0-1	.000	2-2	1.000	0	1	1	3	0	0	2	2	6
7/4	vs SEA	36:50	6-13	.462	0-0	—	7-7	1.000	1	9	10	5	2	0	1	1	19
7/7	@SEA	20:20	4-7	.571	0-0	—	0-0	—	0	0	0	0	2	0	2	4	8
7/11	vs MIN																
8/15	vs IND																
8/17	vs ATL																
8/19	vs ATL																
8/22	@NYL																
8/24	@WAS																
8/26	@CON																
8/28	@CON																
8/31	@IND																
9/2	@MIN																
9/9	vs CON																
9/12	vs SEA																
9/16	@ATL																
9/19	@DAL																
Total	—	478:08	61-153	.399	3-18	.158	34-44	.773	21	58	79	36	32	9	19	40	159

#17	ERICA WHEELER	GUARD	5-7	5/2/91	RUTGERS	6TH SEASON
-----	---------------	-------	-----	--------	---------	------------

2021 Regular Season Averages:

G-GS	PPG	RPG	APG	SPG	BPG	MPG	FG%	3FG%	FT%
18-18	14.0	2.8	4.3	1.3	0.2	28.4	41.2	34.0	86.0

	2021 Season Highs	Career Highs	Playoff Career Highs
PTS	22, two times	33, @NYL 8/8/17	10, vs PHO 9/21/16
REB	6, vs NYL 6/20/21	7, three times	3, vs PHO 9/21/16
AST	10, two times	10, two times	3, vs PHO 9/21/16
STL	3, three times	5, vs ATL 7/31/19	—
BLK	2, vs PHO 6/16/21	2, two times	—
FGM	9, two times	12, @NYL 8/8/17	3, vs PHO 9/21/16
3FGM	3, two times	7, @NYL 8/8/17	2, vs PHO 9/21/16
FTM	7, two times	9, vs PHO 6/7/17	2, vs PHO 9/21/16
MINS	35:08, vs SEA 7/4/21	42, vs PHO 6/7/17	25, vs PHO 9/21/16



### GAME BY GAME STATS

Date	Opponent	MINS	FG-A	PCI	3PM-A	PCI	FTM-A	PCI	QFF	DEF	TOI	AST	STL	BLK	IQ	PF	PTS
5/14	vs DAL	19:25	2-8	.250	0-3	.000	0-0	—	0	2	2	2	0	0	3	4	4
5/21	@ LVA	19:14	3-6	.500	0-1	.000	0-0	—	0	3	3	1	2	0	2	3	6
5/28	@CHI	25:44	3-5	.500	1-1	1.000	6-7	.857	0	0	0	6	3	0	2	0	13
5/30	@CHI	34:50	6-19	.316	0-1	.000	5-6	.833	0	0	0	7	3	0	5	4	17
6/1	@DAL	22:08	2-12	.167	1-5	.200	0-0	—	0	2	2	0	1	0	2	2	5
6/3	vs IND	24:10	5-9	.556	3-4	.750	1-1	1.000	0	1	1	5	2	0	2	3	14
6/5	vs CHI	34:25	7-13	.538	1-3	.333	7-7	1.000	1	4	5	5	0	0	3	2	22
6/10	@WAS	25:40	3-10	.300	2-4	.500	0-0	-	0	3	3	4	1	0	1	1	8
6/12	@MIN	21:48	3-9	.333	0-0	—	3-4	.750	1	1	2	2	0	0	1	0	9
6/16	vs PHO	30:41	8-17	.471	1-2	.500	1-1	1.000	2	3	5	10	0	2	1	4	18
6/18	vs PHO	29:25	5-14	.357	0-3	.000	7-9	.778	2	3	5	2	0	0	3	3	17
6/20	vs NYL	31:13	9-15	.600	0-1	.000	2-3	.667	1	5	6	10	3	0	4	3	20
6/24	vs WAS	27:54	3-12	.250	1-2	.500	2-2	1.000	0	4	4	3	1	0	2	2	9
6/26	@PHO	32:09	9-19	.474	0-4	.000	3-4	.750	0	3	3	4	2	1	1	5	21
6/30	vs LVA	29:38	5-13	.385	3-5	.600	0-0	—	0	1	1	3	1	0	3	0	13
7/2	vs LVA	34:12	6-14	.429	2-6	.333	1-2	.500	0	4	4	5	1	0	3	1	15
7/4	vs SEA	35:08	6-17	.353	1-3	.333	6-6	1.000	1	3	4	5	2	0	2	3	19
7/7	@SEA	32:56	8-13	.615	1-1	1.000	5-5	1.000	1	0	1	3	1	0	3	3	22
7/11	vs MIN																
8/15	vs IND																
8/17	vs ATL																
8/19	vs ATL																
8/22	@NYL																
8/24	@WAS																
8/26	@CON																
8/28	@CON																
8/31	@IND																
9/2	@MIN																
9/9	vs CON																
9/12	vs SEA																
9/16	@ATL																
9/19	@DAL																
Total	—	511:06	93-226	.412	17-50	.340	49-57	.860	9	42	51	77	23	3	43	43	252

2021 Regular Season Averages:

G-GS	PPG	RPG	APG	SPG	BPG	MPG	FG%	3FG%	FT%
13-13	9.8	1.4	2.5	0.7	0.0	26.8	43.1	37.0	86.7

	2021 Season Highs	Career Highs	Playoff Career Highs
PTS	22, vs IND 6/3/21	43, vs TUL 7/3/15	32, @NYL 9/10/17
REB	4, vs NYL 6/20/21	9, @CON 8/6/13	6, vs PHO 9/23/13
AST	5, three times	11, vs IND 8/8/19	10, @CON 10/6/19
STL	3, vs PHO 6/18/21	4, three times	5, @CHI 10/4/16
BLK	—	2, four times	1, four times
FGM	8, vs IND 6/3/21	15, vs TUL 7/3/15	10, @NYL 9/10/17
3FGM	4, @DAL 6/1/21	7, three times	9, @NYL 9/10/17
FTM	3, two times	14, vs TUL 6/20/12	10, vs SAS 9/27/12
MINS	35:01, vs NYL 6/20/21	44, vs TUL 6/8/13	40, 8/31/18



GAME BY GAME STATS

Date	Opponent	MINS	FG-A	PGT	3PM-A	PGT	FTM-A	PGT	QFF	DEE	TOT	AST	STL	BLK	TQ	PF	PTS
5/14	vs DAL	24:11	4-6	.667	2-4	.500	1-2	.500	0	0	0	2	1	0	3	1	11
5/21	@ LVA	18:14	3-6	.500	1-3	.333	2-2	1.000	0	2	2	5	0	0	2	4	9
5/28	@CHI	22:00	1-1	1.000	0-0	—	3-3	1.000	0	1	1	1	0	0	1	1	5
5/30	@CHI	27:17	0-3	.000	0-2	.000	0-0	—	0	1	1	5	1	0	1	1	0
6/1	@DAL	26:23	5-6	.833	4-5	.800	0-0	—	0	0	0	2	1	0	2	4	14
6/3	vs IND	27:41	8-12	.667	3-7	.429	3-3	1.000	0	2	2	0	0	0	2	2	22
6/5	vs CHI	29:12	2-8	.250	1-2	.500	0-0	—	2	0	2	2	0	0	2	4	5
6/10	@WAS	24:01	1-4	.250	1-3	.333	0-0	-	0	2	2	3	0	0	1	1	3
6/12	@MIN	33:06	5-18	.278	2-6	.333	1-1	1.000	0	0	0	5	1	0	3	3	13
6/16	vs PHO	29:20	7-14	.500	2-6	.333	1-1	1.000	2	0	2	0	0	0	0	3	17
6/18	vs PHO	28:35	3-10	.300	0-2	.000	2-2	1.000	0	1	1	2	3	0	1	1	8
6/20	vs NYL	35:01	6-17	.353	3-12	.250	0-0	—	2	2	4	2	1	0	3	3	15
6/24	vs WAS	23:57	2-4	.500	1-2	.500	0-1	.000	0	1	1	3	1	0	4	0	5
6/26	@PHO	DNP - EYE	—	—	—	—	—	—	—	—	—	—	—	—	—	—	—
6/30	vs LVA	DNP - EYE	—	—	—	—	—	—	—	—	—	—	—	—	—	—	—
7/2	vs LVA	DNP - EYE	—	—	—	—	—	—	—	—	—	—	—	—	—	—	—
7/4	vs SEA	DNP - EYE	—	—	—	—	—	—	—	—	—	—	—	—	—	—	—
7/7	@SEA	DNP - EYE	—	—	—	—	—	—	—	—	—	—	—	—	—	—	—
7/11	vs MIN																
8/15	vs IND																
8/17	vs ATL																
8/19	vs ATL																
8/22	@NYL																
8/24	@WAS																
8/26	@CON																
8/28	@CON																
8/31	@IND																
9/2	@MIN																
9/9	vs CON																
9/12	vs SEA																
9/16	@ATL																
9/19	@DAL																
Total	—	349:00	47-109	.431	20-54	.370	13-15	.867	6	12	18	32	9	0	25	28	127

#22	ARELLA GUIRANTES	GUARD	5-11	10/15/97	RUTGERS	1ST SEASON
-----	------------------	-------	------	----------	---------	------------

2021 Regular Season Averages:

G-GS	PPG	RPG	APG	SPG	BPG	MPG	FG%	3FG%	FT%
14-2	3.2	1.4	0.6	0.5	0.1	10.9	27.6	29.4	80.0

	2021 Season Highs	Career Highs	Playoff Career Highs
PTS	6, @ LVA 5/21/21	6, @ LVA 5/21/21	—
REB	5, @ LVA 5/21/21	5, @ LVA 5/21/21	—
AST	2, two times	2, two times	—
STL	2, two times	2, vs IND 6/3/21	—
BLK	1, vs IND 6/3/21	1, vs IND 6/3/21	—
FGM	2, six times	2, six times	—
3FGM	2, @ WAS 6/10/21	2, @ WAS 6/10/21	—
FTM	2, four times	2, four times	—
MINS	21:19, @ LVA 5/21/21	21:19, @ LVA 5/21/21	—



GAME BY GAME STATS

Date	Opponent	MINS	FG-A	PCT	3PM-A	PCT	FTM-A	PCT	OFF	DEF	TOT	AST	STL	BLK	TQ	PE	PTS
5/14	vs DAL	8:10	2-5	.400	0-2	.000	0-0	—	0	0	0	0	1	0	0	0	4
5/21	@ LVA	21:19	2-9	.222	0-3	.000	2-2	1.000	1	4	5	1	1	0	0	2	6
5/28	@CHI	14:26	2-7	.285	1-1	1.000	0-0	—	1	0	1	2	0	0	0	1	5
5/30	@CHI	5:17	1-2	.500	1-1	1.000	0-0	—	1	1	2	1	0	0	1	0	3
6/1	@DAL	DNP - COACH	—	—	—	—	—	—	—	—	—	—	—	—	—	—	—
6/3	vs IND	19:51	2-6	.333	1-1	1.000	0-0	—	0	2	2	1	2	1	0	0	5
6/5	vs CHI	3:38	0-2	.000	0-0	—	0-0	—	0	1	1	0	0	0	2	1	0
6/10	@WAS	17:01	2-6	.333	2-3	.667	2-4	.500	0	0	0	0	1	1	0	0	8
6/12	@MIN	6:21	0-2	.000	0-0	—	0-0	—	1	1	2	0	0	0	1	1	0
6/16	vs PHO	5:30	0-1	.000	0-0	—	0-0	—	0	0	0	0	0	0	0	1	0
6/18	vs PHO	1:58	1-1	1.000	0-0	—	0-0	—	0	1	1	0	0	0	1	0	2
6/20	vs NYL	DNP - CD	—	—	—	—	—	—	—	—	—	—	—	—	—	—	—
6/24	vs WAS	DNP - CD	—	—	—	—	—	—	—	—	—	—	—	—	—	—	—
6/26	@PHO	8:44	1-4	.250	0-3	.000	2-2	1.000	0	0	0	1	0	0	0	1	4
6/30	vs LVA	16:33	1-8	.125	0-2	.000	0-0	—	0	3	3	0	2	0	1	3	2
7/2	vs LVA	3:48	0-0	—	0-0	—	0-0	—	0	0	0	1	0	0	0	0	0
7/4	vs SEA	DNP - CD	—	—	—	—	—	—	—	—	—	—	—	—	—	—	—
7/7	@SEA	20:33	2-5	.400	0-1	.000	2-2	1.000	1	1	2	2	0	0	0	2	6
7/11	vs MIN																
8/15	vs IND																
8/17	vs ATL																
8/19	vs ATL																
8/22	@NYL																
8/24	@WAS																
8/26	@CON																
8/28	@CON																
8/31	@IND																
9/2	@MIN																
9/9	vs CON																
9/12	vs SEA																
9/16	@ATL																
9/19	@DAL																
Total	—	154:08	16-58	.276	5-17	.294	8-10	.800	5	14	19	9	7	2	6	12	45



2021 Regular Season Averages:

G-GS	PPG	RPG	APG	SPG	BPG	MPG	FG%	3FG%	FT%
5-5	16.4	7.0	1.2	0.6	0.2	29.6	58.6	33.3	80.0

	2021 Season Highs	Career Highs	Playoff Career Highs
PTS	21, @ CHI 5/30/21	38, vs ATL 6/30/16	27, vs CHI 9/28/16
REB	9, two times	20, @ IND 7/12/12	14, vs PHO 9/19/13
AST	3, @ LVA 5/21/21	8, two times	6, vs CHI 9/28/16
STL	2, @ CHI 5/28/21	6, two times	4, @ CHI 10/4/16
BLK	1, @DAL 6/1/21	5, vs ATL 6/30/16	3, @ CHI 10/4/16
FGM	9, @ LVA 5/21/21	13, two times	11, vs CHI 9/28/16
3FGM	1, two times	5, vs WAS 7/7/19	2, vs MIN 10/14/16
FTM	7, @ CHI 5/30/21	14, vs WAS 9/3/15	7, two times
MINS	39:23, @ CHI 5/30/21	46:59, @ CHI 8/18/17	37:59, @ MIN I 9/18/15



GAME BY GAME STATS

Date	Opponent	MINS	FG-A	FG%	3PM-A	3P%	FTM-A	FT%	ORE	DEFF	TOI	AST	STL	BLK	TO	PF	PTS
5/14	vs DAL	26:20	8-14	.571	0-0	—	2-2	1.000	3	5	8	0	0	0	1	0	18
5/21	@ LVA	28:15	9-17	.529	1-2	.500	0-0	—	0	5	5	3	1	0	1	3	19
5/28	@CHI	28:54	6-11	.545	1-3	.333	1-2	.500	3	6	9	2	2	0	3	0	14
5/30	@CHI	39:23	7-11	.636	0-1	.000	7-9	.778	2	7	9	1	0	0	3	3	21
6/1	@DAL	25:01	4-5	.800	0-0	—	2-2	1.000	1	3	4	0	0	1	1	0	10
6/3	vs IND	DNP - KNEE	—	—	—	—	—	—	—	—	—	—	—	—	—	—	—
6/5	vs CHI	DNP - KNEE	—	—	—	—	—	—	—	—	—	—	—	—	—	—	—
6/10	@WAS	DNP - KNEE	—	—	—	—	—	—	—	—	—	—	—	—	—	—	—
6/12	@MIN	DNP - KNEE	—	—	—	—	—	—	—	—	—	—	—	—	—	—	—
6/16	vs PHO	DNP - KNEE	—	—	—	—	—	—	—	—	—	—	—	—	—	—	—
6/18	vs PHO	DNP - KNEE	—	—	—	—	—	—	—	—	—	—	—	—	—	—	—
6/20	vs NYL	DNP - KNEE	—	—	—	—	—	—	—	—	—	—	—	—	—	—	—
6/24	vs WAS	DNP - KNEE	—	—	—	—	—	—	—	—	—	—	—	—	—	—	—
6/26	@PHO	DNP - KNEE	—	—	—	—	—	—	—	—	—	—	—	—	—	—	—
6/30	vs LVA	DNP - KNEE	—	—	—	—	—	—	—	—	—	—	—	—	—	—	—
7/2	vs LVA	DNP - KNEE	—	—	—	—	—	—	—	—	—	—	—	—	—	—	—
7/4	vs SEA	DNP - KNEE	—	—	—	—	—	—	—	—	—	—	—	—	—	—	—
7/7	@SEA	DNP - KNEE	—	—	—	—	—	—	—	—	—	—	—	—	—	—	—
7/11	vs MIN																
8/15	vs IND																
8/17	vs ATL																
8/19	vs ATL																
8/22	@NYL																
8/24	@WAS																
8/26	@CON																
8/28	@CON																
8/31	@IND																
9/2	@MIN																
9/9	vs CON																
9/12	vs SEA																
9/16	@ATL																
9/19	@DAL																
Total	—	148:53	34-58	.586	2-6	.333	12-15	.800	9	26	35	6	3	1	9	6	82

#40	JASMINE WALKER	FORWARD	6-3	2/3/98	ALABAMA	1ST SEASON
-----	----------------	---------	-----	--------	---------	------------

2021 Regular Season Averages:

G-GS	PPG	RPG	APG	SPG	BPG	MPG	FG%	3FG%	FT%
2-0	0.0	0.5	1.0	1.0	0.5	10.0	0.0	0.0	0.0

	2021 Season Highs	Career Highs	Playoff Career Highs
PTS	—	—	—
REB	1, vs DAL 5/14/21	1, vs DAL 5/14/21	—
AST	2, vs DAL 5/14/21	2, vs DAL 5/14/21	—
STL	2, vs DAL 5/14/21	2, vs DAL 5/14/21	—
BLK	1, @ LVA 5/21/21	1, @ LVA 5/21/21	—
FGM	—	—	—
3FGM	—	—	—
FTM	—	—	—
MINS	17:22, vs DAL 5/14/21	17:22, vs DAL 5/14/21	—



GAME BY GAME STATS

Date	Opponent	MINS	FG-A	PGT	3PM-A	PGT	FTM-A	PGT	QFF	DEF	TOI	AST	STL	BLK	TO	PF	PTS
5/14	vs DAL	17:22	0-4	.000	0-3	.000	0-0	—	0	1	1	2	2	0	1	1	0
5/21	@ LVA	2:36	0-1	.000	0-1	.000	0-2	.000	0	0	0	0	0	1	0	0	0
5/28	@CHI	DNP - KNEE	-	-	-	-	-	-	-	-	-	-	-	-	-	-	-
5/30	@CHI	DNP - KNEE	—	—	—	—	—	—	—	—	—	—	—	—	—	—	—
6/1	@DAL	DNP - KNEE	—	—	—	—	—	—	—	—	—	—	—	—	—	—	—
6/3	vs IND	DNP - KNEE	—	—	—	—	—	—	—	—	—	—	—	—	—	—	—
6/5	vs CHI	DNP - KNEE	—	—	—	—	—	—	—	—	—	—	—	—	—	—	—
6/10	@WAS	DNP - KNEE	—	—	—	—	—	—	—	—	—	—	—	—	—	—	—
6/12	@MIN	DNP - KNEE	—	—	—	—	—	—	—	—	—	—	—	—	—	—	—
6/16	vs PHO	DNP - KNEE	—	—	—	—	—	—	—	—	—	—	—	—	—	—	—
6/18	vs PHO	DNP - KNEE	—	—	—	—	—	—	—	—	—	—	—	—	—	—	—
6/20	vs NYL	DNP - KNEE	—	—	—	—	—	—	—	—	—	—	—	—	—	—	—
6/24	vs WAS	DNP - KNEE	—	—	—	—	—	—	—	—	—	—	—	—	—	—	—
6/26	@PHO	DNP - KNEE	—	—	—	—	—	—	—	—	—	—	—	—	—	—	—
6/30	vs LVA	DNP - KNEE	—	—	—	—	—	—	—	—	—	—	—	—	—	—	—
7/2	vs LVA	DNP - KNEE	—	—	—	—	—	—	—	—	—	—	—	—	—	—	—
7/4	vs SEA	DNP - KNEE	—	—	—	—	—	—	—	—	—	—	—	—	—	—	—
7/7	@SEA	DNP - KNEE	—	—	—	—	—	—	—	—	—	—	—	—	—	—	—
7/11	vs MIN																
8/15	vs IND																
8/17	vs ATL																
8/19	vs ATL																
8/22	@NYL																
8/24	@WAS																
8/26	@CON																
8/28	@CON																
8/31	@IND																
9/2	@MIN																
9/9	vs CON																
9/12	vs SEA																
9/16	@ATL																
9/19	@DAL																
Total	—	19:58	0-5	.000	0-4	.000	0-2	.000	0	1	1	2	2	1	1	1	0

2021 Regular Season Averages:

G-GS	PPG	RPG	APG	SPG	BPG	MPG	FG%	3FG%	FT%
16-4	4.8	2.7	1.3	0.9	0.4	17.8	31.8	25.0	56.5

	2021 Season Highs	Career Highs	Playoff Career Highs
PTS	14, vs IND 6/3/21	20, vs SAS 9/13/16	21, vs SEA 9/21/16
REB	7, vs IND 6/3/21	7, three times	7, vs SEA 9/21/16
AST	4, vs PHO 6/16/21	5, two times	3, two times
STL	3, NYL 6/20/21	5, vs PHO 9/6/16	3, vs WAS 10/6/19
BLK	2, vs PHO 6/18/21	2, two times	1, two times
FGM	6, vs IND 6/3/21	9, vs PHO 9/6/16	7, vs SEA 9/21/16
3FGM	2, three times	3, four times	2, vs SEA 9/21/16
FTM	4, vs LVA 7/2/21	7, two times	5, vs SEA 9/21/16
MINS	35:45, vs PHO 6/18/21	38:19, vs LAS 5/27/17	40:00, vs SEA 9/21/16



GAME BY GAME STATS

Date	Opponent	MINS	FG-A	FG%	3PM-A	3PT%	FTM-A	FT%	ORE	DEF	TOT	AST	STL	BLK	TO	PF	PTS
5/14	vs DAL	13:36	0-5	.000	0-1	.000	2-2	1.000	0	0	0	2	2	0	0	3	2
5/21	@ LVA	15:13	0-6	.000	0-1	.000	0-0	—	1	1	2	3	1	0	2	2	0
5/28	@CHI	9:53	1-3	.333	0-1	.000	0-0	—	0	1	1	0	0	0	2	1	2
5/30	@CHI	16:00	1-6	.167	0-2	.000	1-2	.500	2	1	3	2	0	1	0	2	3
6/1	@DAL	18:28	1-6	.167	1-4	.250	1-2	.500	1	1	2	1	0	1	1	1	4
6/3	vs IND	29:58	6-9	.667	2-3	.667	0-0	—	1	6	7	3	2	0	1	2	14
6/5	vs CHI	16:08	2-8	.250	0-2	.000	0-2	.000	3	2	5	0	0	0	1	1	4
6/10	@WAS	17:03	3-7	.428	1-3	.333	0-0	—	1	1	2	1	1	0	0	0	7
6/12	@MIN	15:05	0-4	.000	0-2	.000	0-0	—	1	1	2	1	2	0	0	0	0
6/16	vs PHO	25:10	4-8	.500	2-4	.500	0-1	.000	3	3	6	4	0	1	0	1	10
6/18	vs PHO	35:45	4-9	.444	2-3	.667	1-2	.500	1	4	5	1	0	2	2	4	11
6/20	vs NYL	12:52	1-1	1.000	0-0	—	1-2	.500	1	2	3	0	3	0	2	0	3
6/24	vs WAS	DNP	—	—	—	—	—	—	—	—	—	—	—	—	—	—	—
6/26	@PHO	DNP	—	—	—	—	—	—	—	—	—	—	—	—	—	—	—
6/30	vs LVA	15:03	2-4	.500	0-2	.000	1-2	.500	0	0	0	1	2	0	1	0	5
7/2	vs LVA	9:45	1-4	.250	0-1	.000	4-4	1.000	0	1	1	1	0	0	0	1	6
7/4	vs SEA	16:59	1-3	.333	0-1	.000	2-2	1.000	3	1	4	0	0	1	2	1	4
7/7	@SEA	16:31	1-5	.200	0-2	.000	0-2	.000	0	0	0	0	0	0	3	1	2
7/11	vs MIN																
8/15	vs IND																
8/17	vs ATL																
8/19	vs ATL																
8/22	@NYL																
8/24	@WAS																
8/26	@CON																
8/28	@CON																
8/31	@IND																
9/2	@MIN																
9/9	vs CON																
9/12	vs SEA																
9/16	@ATL																
9/19	@DAL																
Total	—	283:26	28-88	.318	8-32	.250	13-23	.565	18	25	43	20	14	6	17	20	77

2021 Regular Season Averages:

G-GS	PPG	RPG	APG	SPG	BPG	MPG	FG%	3FG%	FT%
9-3	3.8	2.2	0.8	0.4	0.0	16.1	37.9	47.4	60.0

	2021 Season Highs	Career Highs	Playoff Career Highs
PTS	13, vs WAS 6/24/21	13, vs WAS 6/24/21	—
REB	6, @ SEA 7/7/21	6, @ SEA 7/7/21	1, @ WAS 8/23/18
AST	1, seven times	3, @ ATL 7/23/19	—
STL	2, @ SEA 7/7/21	2, two times	—
BLK	—	2, two times	—
FGM	5, vs WAS 6/24/21	5, vs WAS 6/24/21	—
3FGM	3, vs WAS 6/24/21	3, vs WAS 6/24/21	—
FTM	3, @ SEA 7/7/21	3, @ SEA 7/7/21	—
MINS	31:07, vs SEA 7/4/21	31:07, vs SEA 7/4/21	2:30, @ WAS 8/23/18



GAME BY GAME STATS

Date	Opponent	MINS	FG-A	FG%	3PM-A	3PT%	FTM-A	FT%	ORE	DEF	TOT	AST	STL	BLK	TO	PF	PTS
5/14	vs DAL	—	—	—	—	—	—	—	—	—	—	—	—	—	—	—	—
5/21	@ LVA	—	—	—	—	—	—	—	—	—	—	—	—	—	—	—	—
5/28	@CHI	—	—	—	—	—	—	—	—	—	—	—	—	—	—	—	—
5/30	@CHI	—	—	—	—	—	—	—	—	—	—	—	—	—	—	—	—
6/1	@DAL	—	—	—	—	—	—	—	—	—	—	—	—	—	—	—	—
6/3	vs IND	—	—	—	—	—	—	—	—	—	—	—	—	—	—	—	—
6/5	vs CHI	—	—	—	—	—	—	—	—	—	—	—	—	—	—	—	—
6/10	@WAS	9:32	1-2	.500	1-2	.500	0-0	—	0	1	1	1	1	0	1	3	3
6/12	@MIN	DNP - CD	—	—	—	—	—	—	—	—	—	—	—	—	—	—	—
6/16	vs PHO	13:23	1-3	.333	1-2	.500	0-0	—	1	2	3	1	0	0	0	1	3
6/18	vs PHO	1:58	0-0	—	0-0	—	0-0	—	0	0	0	1	0	0	0	0	0
6/20	vs NYL	20:00	0-2	.000	0-1	.000	0-0	—	1	1	2	1	1	0	0	3	0
6/24	vs WAS	16:26	5-5	1.000	3-3	1.000	0-0	—	0	2	2	1	0	0	0	3	13
6/26	@PHO	16:29	0-1	.000	0-0	—	0-0	—	0	1	1	1	0	0	0	4	0
6/30	vs LVA	14:11	1-3	.333	1-3	.333	0-0	—	0	2	2	0	0	0	1	1	3
7/2	vs LVA	DNP	—	—	—	—	—	—	—	—	—	—	—	—	—	—	—
7/4	vs SEA	31:07	2-8	.250	2-6	.333	0-0	—	1	2	3	1	0	0	0	2	6
7/7	@SEA	21:26	1-5	.200	1-3	.333	3-5	.600	0	6	6	0	2	0	1	0	6
7/11	vs MIN																
8/15	vs IND																
8/17	vs ATL																
8/19	vs ATL																
8/22	@NYL																
8/24	@WAS																
8/26	@CON																
8/28	@CON																
8/31	@IND																
9/2	@MIN																
9/9	vs CON																
9/12	vs SEA																
9/16	@ATL																
9/19	@DAL																
Total	—	144:32	11-29	.379	9-19	.474	3-5	.600	3	17	20	7	4	0	3	17	34