

LOS ANGELES SPARKS 2021 GAME NOTES



Chicago Sky (2-6) at Los Angeles Sparks (3-3)

June 5, 2021

LA Convention Center | Noon (PT)

ABC



REGULAR SEASON SCHEDULE

Date	Opponent	Time/Result	Record
5/14	DALLAS	L, 94-71	0-1
5/21	at Las Vegas	L, 97-69	0-2
5/28	at Chicago	W, 76-61	1-2
5/30	at Chicago	W, 82-79 OT	2-2
6/1	at Dallas	L, 79-69	2-3
6/3	INDIANA	W, 98-63	3-3
6/5	CHICAGO	12:00 pm	—
6/10	at Washington	4:00 pm	—
6/12	at Minnesota	5:00 pm	—
6/16	PHOENIX	7:30 pm	—
6/18	PHOENIX	7:30 pm	—
6/20	NEW YORK	1:00 pm	—
6/24	WASHINGTON	7:30 pm	—
6/26	at Phoenix	7:00 pm	—
6/30	LAS VEGAS	7:30 pm	—
7/2	LAS VEGAS	7:00 pm	—
7/4	SEATTLE	6:00 pm	—
7/7	at Seattle	6:00 pm	—
7/11	MINNESOTA	6:00 pm	—
8/15	INDIANA	6:00 pm	—
8/17	ATLANTA	7:30 pm	—
8/19	ATLANTA	7:30 pm	—
8/22	at New York	11:00 am	—
8/24	at Washington	4:00 pm	—
8/26	at Connecticut	4:00 pm	—
8/28	at Connecticut	4:00 pm	—
8/31	at Indiana	4:00 pm	—
9/1	at Minnesota	5:00 pm	—
9/9	CONNECTICUT	7:30 pm	—
9/12	SEATTLE	12:00 pm	—
9/16	at Atlanta	4:00 pm	—
9/19	at Dallas	2:00 pm	—

*all times listed are Pacific Standard Time

PLAYER UPDATES

NUM.	PLAYER	UPDATE
40	Jasmine Walker	Out (right knee)
13	Chiney Ogumike	Out (right knee)
30	Nneka Ogumike	Out (left knee)

CONTACT INFORMATION

Eli Horowitz

Director, Public Relations and Communications
ehorowitz@la-sparks.com
(847) 644-9932



@LA_Sparks



@LASparks



Los Angeles Sparks

Natalie Gilmore

Coordinator, Public Relations and Communications
ngilmore@la-sparks.com

LAST GAME STARTERS

G	17	ERICA WHEELER			5'7"		143 LBS								
GP/GS	6/6	PPG	9.8	RPG	1.3	APG	3.5	SPG	1.8	FG%	35.0	3FG%	31.3	MPG	24.3
G	20	KRISTI TOLIVER			5'7"		130 LBS								
GP/GS	6/6	PPG	10.2	RPG	1.0	APG	2.7	SPG	0.5	FG%	61.8	3FG%	47.6	MPG	24.3
G	2	TE'A COOPER			5'8"		160 LBS								
GP/GS	6/2	PPG	7.3	RPG	1.5	APG	1.2	SPG	0.8	FG%	28.0	3FG%	28.6	MPG	18.8
F	12	NIA COFFEY			6'1"		182 LBS								
GP/GS	6/2	PPG	10.5	RPG	3.8	APG	0.8	SPG	1.2	FG%	52.3	3FG%	36.8	MPG	24.7
C	1	AMANDA ZAHUI B.			6'5"		184 LBS								
GP/GS	4/1	PPG	10.5	RPG	5.0	APG	1.0	SPG	1.0	FG%	54.8	3FG%	36.8	MPG	24.3

MATCHUP NOTES

The Los Angeles Sparks will play against the Chicago Sky for the third time on Saturday June 5, at the Los Angeles Convention Center. The Sparks defeated the Sky in both of their previous two match-ups, the most recent victory coming on Sunday, May 30 in overtime 92-89. The Sparks defeated the Indiana Fever 98-63 Friday night eclipsing their second highest margin of victory in franchise history. Guard Bria Holmes had the largest individual plus-minus by a Sparks player in a game at +39, passing Lisa Leslie and Alana Beard who held the feat prior at +38. Five Sparks players scored in double figures, three of which including Kristi Toliver (22), Holmes (14), and Te'a Cooper (15) scored season highs. The Chicago Sky most recently lost to the Phoenix Mercury 77-74 in overtime and enter Saturdays game on a six-game losing streak. Sky center Stephanie Dolson (12), Astou Ndour (14), and Kahleah Copper (11) accounted for 37 of the team's 74 points.

Chicago Probable Starters

C Stefanie Dolson
F Astou Ndour-Fall
F Diamond DeShields
G Kahleah Copper
G Courtney Vandersloot

Head Coach: James Wade

MILESTONE WATCH

PLAYER	MILESTONE (CURRENT)
Nneka Ogumike	4500 points (4401) 2100 rebounds (2056) 600 assists (504) 200 blocks (177) 500 steals (408)
Kristi Toliver	4500 points (4252) 800 rebounds (792) 1300 assists (1220) 400 steals (311)
Chiney Ogumike	1800 points (1676) 1000 rebounds (913) 150 blocks (113)

ASSOCIATED PRESS POWER POLL

Week 4	Total Points	High	Low
1 Seattle	153	1	2
2 Las Vegas	138	1	4
3 Connecticut	135	2	3
4 New York	108	4	6
5 Atlanta	104	1	9
6 Phoenix	95	4	10
7 Los Angeles	71	6	10
8 Chicago	66	5	9
9 Washington	58	7	11
10 Minnesota	40	8	11
11 Dallas	33	9	11
12 Indiana	13	12	12

LASparks.com

@LA_Sparks

DEFENSE

In the Sparks season opener on May 14, the team forced Dallas into a franchise-high 26 turnovers. A week later, the Sparks forced 28 from Chicago on May 28, handing them a new franchise record. LA leads the WNBA in opponent turnovers per game with 21.8 and is second in the league with 9.7 steals per game.

LEAGUE LEADERS

Through the Sparks six games, Kristi Toliver leads the WNBA in field goal percentage (.618), effective field goal percentage (.765) and true shooting percentage (.794). Nia Coffey leads the league in three point percentage (.609) and is top five in blocks (13) and blocks per game (2.2).

DOUBLE SHOT OF COFFEY

Nia Coffey joined the Sparks this offseason and has already made history. She comes from a basketball family, with both her siblings playing the sport at a high level. She and her brother Amir are the first NBA/WNBA siblings ever to play in the same city as fellow professionals. Amir plays for the Los Angeles Clippers.



2021 LOS ANGELES SPARKS ROSTER

NUM.	PLAYER	POS.	HT.	YRS OF EXP.	DOB	COLLEGE
1	Amanda Zahui B.	C	6'5"	6	09/8/93	Minnesota
2	Te'a Cooper	G	5'8"	1	04/16/97	Baylor
7	Maria Vadeeva*	C	6'4"	2	07/16/98	Russia
12	Nia Coffey	F	6'1"	4	06/11/95	Northwestern
13	Chiney Ogwumike	F/C	6'3"	4	03/21/92	Stanford
15	Brittney Sykes	G	5'9"	4	02/07/94	Syracuse
17	Erica Wheeler	G	5'7"	5	05/2/91	Rutgers
20	Kristi Toliver	G	5'7"	11	01/27/87	Maryland
22	Arella Guirantes	G	5'11"	R	10/15/97	Rutgers
30	Nneka Ogwumike	F	6'2"	9	07/02/90	Stanford
31	Kristine Anigwe	F/C	6'4"	2	03/31/1997	California
32	Bria Holmes	G	6'3"	4	04/19/94	West Virginia
40	Jasmine Walker	F	6'3"	R	02/03/98	Alabama
44	Karlie Samuelson	G	6'0"	2	05/10/1995	Stanford

*will return following overseas commitments

Coaching Staff:

Head Coach Derek Fisher

Assistant Coach Fred Williams

Assistant Coach Latricia Trammell

Assistant Coach Seimone Augustus

PRONUNCIATION CHART

PLAYER/COACH

Te'a Cooper

Nneka Ogwumike

Chiney Ogwumike

Nia Coffey

Amanda Zahui B.

Asst. Coach Seimone Augustus

Asst. Coach Latricia Trammell

PRONUNCIATION

TAY-uh

NECK-uh Oh-gwoo-muh-kay

CHIN-ay Oh-gwoo-muh-kay

Knee-uh

Zow-ee-bee

suh-MOAN

TRAM-uhl


2021 LA SPARKS ROSTER




Position: C
Height: 6'5"
DOB: 9/8/1993
College: Minnesota



Position: G
Height: 5'8"
DOB: 4/16/1997
College: Baylor




Position: C
Height: 6'4"
DOB: 7/16/1998
College: Russia



Position: F
Height: 6'1"
DOB: 6/11/1995
College: Northwestern




Position: F/C
Height: 6'3"
DOB: 3/21/1992
College: Stanford




Position: G
Height: 5'9"
DOB: 2/7/1994
College: Syracuse

**WILL JOIN TEAM AFTER
OVERSEAS COMMITMENTS**




Position: G
Height: 5'7"
DOB: 5/2/1991
College: Rutgers




Position: G
Height: 5'7"
DOB: 1/27/1987
College: Maryland




Position: G
Height: 5'11"
DOB: 10/15/1997
College: Rutgers



Position: F
Height: 6'2"
DOB: 7/2/1990
College: Stanford




Position: F/C
Height: 6'4"
DOB: 3/31/1997
College: California



Position: G
Height: 6'3"
DOB: 4/19/1994
College: West Virginia



Position: F
Height: 6'3"
DOB: 2/3/1998
College: Alabama



Position: G
Height: 6'
DOB: 5/10/1995
College: Stanford

COACHING STAFF




HEAD COACH



ASSISTANT COACH



ASSISTANT COACH



ASSISTANT COACH



**DIRECTOR OF
SPORTS MEDICINE/
HEAD ATHLETIC
TRAINER**



**PLAYER
DEVELOPMENT
COACH**

Sparks Dominate Fever in First Game in Front of Fans

The Los Angeles Sparks (3-3) defeated the Indiana Fever (1-9) 98-62 Friday night at the Los Angeles Convention Center. It was the team's second largest margin of victory in franchise history, and a new season high in scoring. Los Angeles played in front of fans for the first time since the final home game of the 2019 season. Guard Bria Holmes had the largest individual plus-minus by a Sparks player in a game at +39, passing Lisa Leslie and Alana Beard who held the feat prior at +38. Sparks players Kristi Toliver (22), Te'a Cooper (15), and Holmes (14) recorded new season highs in scoring. The Sparks were without forwards Nneka and Chiney Ogwumike. The team announced Thursday Nneka will be out 4-6 weeks with a left knee sprain and Chiney is week-to-week.



The Sparks led 25-14 at the end of quarter one as they shot a blistering 55.6 percent from behind-the-arc, while the Fever shot just 27.8 percent from the field. Sparks Center Amanda Zahui B started the game off strong with a right wing elbow jumper, and a long three-pointer from the left wing. Nia Coffey once again asserted herself as a rim protector, blocking two shots in the first period, while Brittney Sykes recorded two steals.

Los Angeles clicked offensively in the second quarter and took a 48-25 lead at halftime. Two-time WNBA Champion Kristi Toliver led all scorers with 15 first-half points while shooting 62.4 percent from the field. The Sparks played stifling first-half defense, holding the fever to just 25.6 percent shooting from the field, which left head Coach Derek Fisher impressed, but not satisfied.

"I think we have to be a team that's disruptive, that creates turnovers," Fisher said. "And we did a better job of converting most of those opportunities tonight and hopefully we can build on that as we move forward."

The Sparks had one of their most explosive offensive nights of the 2021 season, leading 71-43 at the end of three quarters. Toliver led all scorers with 22 points at the end of three. She rolled off a pair of Zahui B.'s screens to knock down an elbow jumper and a 3-pointer to put the Sparks ahead 67-39. Zahui B. faked a hand-off to Toliver at the top of the key, then turned around and knocked down a 25 foot jumper to end the third quarter.

Indiana shot just 34.3 percent from the field for the game, while guard Kelsey Mitchell led all Fever scorers with 15 points. The Sparks accomplished a mission: to win their first game in front of their home crowd for the first time since 2019.

The Sparks got contributions from all 8 active players, as everyone who entered the game scored at least five points.

"They felt that good pressure that 'my team needs me'," Fisher said. "And from what I remember from my playing experiences, when you feel like your team needs you, you perform well."

Los Angeles will play against the Chicago Sky Saturday, June 5 at 12 p.m. PT at the Los Angeles Convention Center. The game will air on ABC.

Los Angeles Highlights:

- Five players scored in double figures: Kristi Toliver (22), Te'a Cooper (15), Bria Holmes (14), Erica Wheeler (14), and Nia Coffey (13).
- Nia Coffey had a perfect shooting night going 4-4 from the field, 3-3 from the three-point line, and 2-2 from the free throw line.
- Kristi Toliver led all scorers with 22 points and shot 66.7% from the field and 42.8% from behind the arc.
- The team shot a season high 56.1% from the field and 50% from the three-point line.
- Bria Holmes had the largest individual plus-minus by a Sparks player in a game with +39.
- Tonight's win was the second largest margin of victory in franchise history (35 points).

LAST TIME AGAINST CHICAGO- BOX SCORE

WOMEN'S NATIONAL BASKETBALL ASSOCIATION

OFFICIAL SCORER'S REPORT
FINAL BOX

Sunday, May 30, 2021 Wintrust Arena, Chicago, IL

Officials: #39 Michael Price, #5 Tiara Cruse, #3 John Conley

Game Duration: 2:35

Attendance: 1124

VISITOR: Los Angeles Sparks (2-2)

	POS	MIN	FG	FGA	3P	3PA	FT	FTA	OR	DR	TOT	A	PF	ST	TO	BS	+/-	PTS	
22 Arella Guirantes	F	05:17	1	2	1	1	0	0	1	1	2	1	0	0	1	0	-8	3	
32 Bria Holmes	F	16:00	1	6	0	2	1	2	2	1	3	2	2	0	0	1	-2	3	
30 Nneka Ogumike	C	39:23	7	11	0	1	7	9	2	7	9	1	3	0	3	0	0	21	
20 Kristi Toliver	G	27:18	0	3	0	2	0	0	0	1	1	5	1	1	1	0	-5	0	
17 Erica Wheeler	G	34:50	6	19	0	1	5	6	0	0	0	7	4	3	5	0	12	17	
1 Amanda Zahui B		34:59	7	8	2	3	1	1	0	8	8	0	3	1	3	3	9	17	
15 Brittney Sykes		25:59	2	6	2	3	0	0	2	1	3	2	4	1	2	2	1	6	
2 Te'a Cooper		10:10	0	6	0	0	0	0	0	3	3	1	0	1	3	0	-9	0	
12 Nia Coffey		31:04	6	12	3	5	0	0	1	3	4	1	2	4	1	2	17	15	
13 Chiney Ogumike	DND - Injury/Illness - Knee																		
40 Jasmine Walker	NWT - Injury/Illness - Knee																		
			225:00	30	73	8	18	14	18	8	25	33	20	19	11	19	8	3	82
				41.1%		44.4%		77.8%		TM REB: 8									TOT TO: 20 (14 PTS)

HOME: CHICAGO SKY (2-4)

		POS	MIN	FG	FGA	3P	3PA	FT	FTA	OR	DR	TOT	A	PF	ST	TO	BS	+/-	PTS
2	Kahleah Copper	F	42:54	4	14	1	5	2	2	2	3	5	2	3	2	5	0	-3	11
24	Ruthy Hebard	F	28:38	5	7	0	0	2	2	3	3	6	0	6	0	2	2	3	12
45	Astou Ndour-Fall	C	30:35	4	13	1	4	0	0	5	7	12	1	4	0	3	2	0	9
1	Diamond DeShields	G	43:46	3	15	0	4	2	2	1	3	4	5	1	3	5	2	-1	8
22	Courtney Vandersloot	G	39:37	11	18	4	6	2	2	1	7	8	7	2	2	4	1	-6	28
30	Azurá Stevens		27:40	3	7	1	2	4	4	1	7	8	1	3	2	1	0	0	11
4	Shyla Heal		05:17	0	1	0	0	0	0	0	0	0	0	1	0	2	0	3	0
5	Stephanie Watts		06:33	0	0	0	0	0	0	0	2	2	0	1	0	0	1	-11	0
3	Candace Parker	DND - Injury/Illness - Ankle																	
14	Allie Quigley	DND - Injury/Illness - Hamstring																	
			225:00	30	75	7	21	12	12	13	32	45	16	21	9	22	8	-3	79
				40%		33.3%		100%		TM REB: 6			TOT TO: 25 (24 PTS)						

SCORE BY PERIOD	1	2	3	4	OT1	FINAL
Sparks	13	24	14	22	9	82
SKY	27	10	20	16	6	79

Inactive: Sparks -

Inactive: Sky -

Points in the Paint: Sparks 36 (18/42), SKY 38 (19/40) Biggest Lead: Sparks 5, SKY 17

2nd Chance Points: Sparks 11 (4/8), SKY 10 (4/9) Lead Changes: 5

Fast Break Points: Sparks 6 (3/7), SKY 14 (6/7) Times Tied: 6

Technical fouls - Individual

Sparks (1): Wheeler 3:16 3rd

SKY (0): NONE

Flagrant Fouls

Sparks (1): 1:51 1st OT Sykes-FLG1

SKY (2): 2:31 2nd Ndour-Fall-FLG1 , 3:16 3rd DeShields-FLG1

2021 SUPERLATIVES

LOS ANGELES SPARKS HIGHS

Points, Game.....98 vs. IND 6/3
Points, First Half.....48 vs. IND 6/3
Points, Second Half.....50 vs. IND 6/3
Points, 1Q.....27 vs. DAL 5/14
Points, 2Q.....24 @ CHI 5/30
Points, 3Q.....23 vs. IND 6/3
Points, 4Q.....27 vs. IND 6/3
Points, Overtime..... 9 @ CHI 5/30

Field Goals Made.....37 vs. IND 6/3
Field Goals Att.....78 vs. DAL 5/14
Field Goal Percentage.....56.1% vs. IND 6/3
3FG Made.....14 vs. IND 6/3
3FG Att.....30 @ DAL 6/1
3FG Percentage.....50.0% vs. IND 6/3
Free Throws Made.....15 @ CHI 5/28
Free Throws Att.....18 @ CHI 5/30
FT Percentage.....91.7% @ DAL 6/1

Offensive Rebounds...9 @ CHI 5/28
Defensive Rebounds....25 vs. IND 6/3
Total Rebounds.....33 @ CHI 5/30
Assists.....20 @ CHI 5/30
Steals.....13 @ CHI 5/28
Turnovers.....19 @ CHI 5/30
Blocked Shots.....10 @ DAL 6/1
Personal Fouls.....24 @ LVA 5/21

OPPONENT HIGHS

Points, Game.....97 @ LVA 5/21
Points, First Half.....56 @ LVA 5/21
Points, Second Half.....50 vs. DAL 5/14
Points, 1Q.....27 @ CHI 5/30
Points, 2Q.....31 @ LVA 5/21
Points, 3Q.....26 vs. DAL 5/14
Points, 4Q.....25 @ DAL 6/1
Points, Overtime.....6 @ CHI 5/30

Field Goals Made.....34 vs. DAL 5/14
Field Goals Att.....67 vs. IND 6/3
Field Goal Percentage...53.2% @ LVA 5/21
3FG Made.....10 @ DAL 6/1
3FG Att.....30 @ DAL 6/1
3FG Percentage.....47.1% vs. DAL 5/14
Free Throws Made.....27 @ LVA 5/21
Free Throws Att.....32 @ LVA 5/21
FT Percentage.....100% @ CHI 5/30

LOS ANGELES SPARKS LOWS

-Points, Game.....69 @ DAL 6/1
-Points, First Half.....28 @ DAL 6/1
-Points, Second Half..... 30 vs. DAL 5/14
-Points, 1Q.....13 @ CHI 5/30
-Points, 2Q.....7 @ DAL 6/1
-Points, 3Q.....14 @ CHI 5/30
-Points, 4Q.....11 vs. DAL 5/14
-Points, Overtime..... 9 @ CHI 5/30

-Field Goals Made..... 24 @ DAL 6/1
-Field Goals Att..... 64 @ DAL 6/1
-Field Goal Percentage.....35.9% vs. DAL 5/14
-3FG Made.....5 @ LVA 5/21
-3FG Att..... 17 @ LVA 5/21
-3FG Percentage..... 25.9% vs. DAL 5/14
-Free Throws Made.....8 vs. DAL 5/14
-Free Throws Att..... 11 vs. IND 6/3
-FT Percentage..... 57.1% vs. DAL 5/14

-Offensive Rebounds.....2 vs. IND 6/3
-Defensive Rebounds..... 19 vs. DAL 5/14
-Total Rebounds..... 24 @ DAL 6/1
-Assists..... 11 @ DAL 6/1
-Steals..... 5 @ DAL 6/1
-Turnovers..... 8 vs. IND 6/3
-Blocked Shots..... 1 @ LVA 5/21
-Personal Fouls..... 17 vs. DAL 5/14

OPPONENT LOWS

-Points, Game.....63 vs. IND 6/3
-Points, First Half.....25 vs. IND 6/3
-Points, Second Half.....28 @ CHI 5/28
-Points, 1Q.....10 @ CHI 5/30
-Points, 2Q.....11 vs. IND 6/3
-Points, 3Q.....10 @ CHI 5/28
-Points, 4Q.....16 @ CHI 5/30
-Points, Overtime..... 6 @ CHI 5/30

-Field Goals Made..... 12 @ CHI 5/30
-Field Goals Att..... 12 @ CHI 5/30
-Field Goal Percentage.....34.3% vs. IND 6/3
-3FG Made..... 6 vs. IND 6/3
-3FG Att.....14 @ LVA 5/21
-3FG Percentage..... 28.6% @ LVA 5/21
-Free Throws Made..... 11 vs. IND 6/3
-Free Throws Att.....12 @ DAL 6/1
-FT Percentage.....68.8% vs. IND 6/3

2021 TEAM BOX SCORE

Date	Opponent	MINS	FG-A	PCT	3PM-A	PCT	FTM-A	PCT	OFF	DEF	TOT	AST	STL	BLK	TO	PF	PTS
5/14	vs DAL	40:00	28-78	.359	7-27	.259	8-14	.571	6	19	25	15	12	3	15	17	71
5/21	@ LVA	40:00	27-74	.365	5-17	.294	10-15	.667	5	23	28	18	8	1	11	24	69
5/28	@CHI	40:00	26-66	.394	9-19	.474	15-18	.833	9	21	30	17	13	3	20	18	76
5/30	@CHI	45:00	30-73	.411	8-18	.444	14-18	.778	8	25	33	20	11	8	20	19	82
6/1	@DAL	40:00	24-64	.375	10-30	.333	11-12	.917	4	20	24	11	5	10	12	19	69
6/3	vs IND	40:00	37-66	.561	14-28	.500	10-11	.909	2	25	27	14	9	4	8	18	98
6/5	vs CHI																
6/10	@WAS																
6/12	@MIN																
6/16	vs PHO																
6/18	vs PHO																
6/20	vs NYL																
6/24	vs WAS																
6/26	@PHO																
6/30	vs LVA																
7/2	vs LVA																
7/4	vs SEA																
7/7	@SEA																
7/11	vs MIN																
8/15	vs IND																
8/17	vs ATL																
8/19	vs ATL																
8/22	@NYL																
8/24	@WAS																
8/26	@CON																
8/28	@CON																
8/31	@IND																
9/2	@MIN																
9/9	vs CON																
9/12	vs SEA																
9/16	@ATL																
9/19	@DAL																
Total	—	245:00	172-421	.409	53-140	.379	68-88	.773	34	133	167	95	58	29	89	115	465

2021 TEAM AVERAGES


	G	MPG	PPG	RPG	APG	SPG	BPG	FG%	3FG%	FT%	TO	PF
Sparks	6	40.8	77.5	27.8	15.8	9.7	4.8	40.9	37.9	77.3	14.8	19.2
Opponent	6	40.8	78.8	40.3	17.2	6.5	5.5	43.4	34.5	86.0	21.8	18.8

#1	AMANDA ZAHUI B.	CENTER	6-5	9/8/93	MINNESOTA	7TH SEASON
----	-----------------	--------	-----	--------	-----------	------------

2021 Regular Season Averages:

G-GS	PPG	RPG	APG	SPG	BPG	MPG	FG%	3FG%	FT%
4-1	10.5	5.0	1.0	1.0	1.5	24.3	54.8	36.8	100.0

	2021 Season Highs	Career Highs	Playoff Career Highs
PTS	17, @ CHI 5/30/21	37, @ LAS 6/15/19	2, vs PHO 9/24/16
REB	8, @ CHI 5/30/21	21, @ LVA 8/29/20	2, two times
AST	2, two times	5, two times	—
STL	2, @ CHI 5/28/21	4, vs. MIN 8/5/20	—
BLK	3, @ CHI 5/30/21	6, vs. LAS 6/4/19	1, @ PHO 9/17/15
FGM	7, @ CHI 5/30/21	13, @ LAS 6/15/19	1, vs PHO 9/24/16
3FGM	2, three times	7, @ LAS 6/15/19	—
FTM	1, @CHI 5/30/21	6, two times	—
MINS	34:59, @CHI 5/30/21	35, twice	6, vs PHO 9/24/16



GAME BY GAME STATS

Date	Opponent	MINS	FG-A	PCI	3PM-A	PCI	FTM-A	PCI	QFF	DEF	IOI	AST	STL	BLK	TO	PF	PTS
5/14	vs DAL	DNP - Back	—	—	—	—	—	—	—	—	—	—	—	—	—	—	—
5/21	@ LVA	DNP - Back	—	—	—	—	—	—	—	—	—	—	—	—	—	—	—
5/28	@CHI	16:24	3-5	.600	2-3	.667	0-0	—	0	2	2	0	2	1	4	3	8
5/30	@CHI	34:59	7-8	.875	2-3	.667	1-1	1.000	0	8	8	0	1	3	3	3	17
6/1	@DAL	21:28	4-9	.444	2-6	.333	0-0	—	1	2	3	2	1	1	3	2	10
6/3	vs IND	24:16	3-9	.333	1-7	.143	0-0	—	0	7	7	2	0	1	1	2	7
6/5	vs CHI																
6/10	@WAS																
6/12	@MIN																
6/16	vs PHO																
6/18	vs PHO																
6/20	vs NYL																
6/24	vs WAS																
6/26	@PHO																
6/30	vs LVA																
7/2	vs LVA																
7/4	vs SEA																
7/7	@SEA																
7/11	vs MIN																
8/15	vs IND																
8/17	vs ATL																
8/19	vs ATL																
8/22	@NYL																
8/24	@WAS																
8/26	@CON																
8/28	@CON																
8/31	@IND																
9/2	@MIN																
9/9	vs CON																
9/12	vs SEA																
9/16	@ATL																
9/19	@DAL																
Total	—	97:07	17-31	.548	7-19	.368	1-1	1.000	1	19	20	4	4	6	11	10	42

#2	TE'A COOPER	GUARD	5-8	4/16/97	BAYLOR	2ND SEASON
----	-------------	-------	-----	---------	--------	------------

2021 Regular Season Averages:

G-GS	PPG	RPG	APG	SPG	BPG	MPG	FG%	3FG%	FT%
6-2	7.3	1.5	1.2	0.8	—	18.8	28.0	28.6	80.0

	2021 Season Highs	Career Highs	Playoff Career Highs
PTS	15, vs IND 6/3/21	15, two times	3, vs CON 9/17/20
REB	3, @CHI 5/30/21	6, @CON 8/28/20	—
AST	4, @DAL 6/1/21	4, two times	2, vs CON 9/17/20
STL	2, vs DAL 5/14/21	2, two times	1, vs CON 9/17/20
BLK	—	—	—
FGM	5, vs IND 6/3/21	6, @NYL 9/8/20	1, vs CON 9/17/20
3FGM	2, @ LVA 5/21/21	3, @NYL 9/8/20	1, vs CON 9/17/20
FTM	4, vs IND 6/3/21	5, @IND 8/15/20	—
MINS	32:50, @DAL 6/1/21	32:50, @DAL 6/1/21	20, vs CON 9/17/20



GAME BY GAME STATS

Date	Opponent	MINS	FG-A	PCT	3PM-A	PCT	FTM-A	PCT	OFF	DEF	TOT	AST	STL	BLK	TQ	PE	PTS
5/14	vs DAL	17:30	1-10	.100	1-3	.333	1-2	.500	0	2	2	1	2	0	1	2	4
5/21	@ LVA	21:13	2-5	.400	2-3	.667	2-2	1.000	0	1	1	1	1	0	2	3	8
5/28	@CHI	13:40	2-9	.222	0-3	.000	1-2	.500	0	0	0	0	0	0	1	4	5
5/30	@CHI	10:10	0-6	.000	0-0	—	0-0	—	0	3	3	1	1	0	3	0	0
6/1	@DAL	32:50	4-12	.333	0-3	.000	4-4	1.000	0	3	3	4	1	0	0	3	12
6/3	vs IND	17:09	5-8	.625	1-2	.500	4-5	.800	0	1	1	0	0	0	1	3	15
6/5	vs CHI																
6/10	@WAS																
6/12	@MIN																
6/16	vs PHO																
6/18	vs PHO																
6/20	vs NYL																
6/24	vs WAS																
6/26	@PHO																
6/30	vs LVA																
7/2	vs LVA																
7/4	vs SEA																
7/7	@SEA																
7/11	vs MIN																
8/15	vs IND																
8/17	vs ATL																
8/19	vs ATL																
8/22	@NYL																
8/24	@WAS																
8/26	@CON																
8/28	@CON																
8/31	@IND																
9/2	@MIN																
9/9	vs CON																
9/12	vs SEA																
9/16	@ATL																
9/19	@DAL																
Total	—	112:52	14-50	.280	4-14	.286	12-15	.800	0	9	9	7	5	0	8	15	44

#7	MARIA VADEEVA	CENTER	6-4	7/16/98	RUSSIA	3RD SEASON
----	---------------	--------	-----	---------	--------	------------

2019 Regular Season Averages:

G-GS	PPG	RPG	APG	SPG	BPG	MPG	FG%	3FG%	FT%
15-1	7.8	3.9	0.7	1.0	0.2	12.0	.490	.313	.769

	2019 Season Highs	Career Highs	Playoff Career Highs
PTS	24, @ LVA 5/26/19	24, @ LVA 5/26/19	2, two times
REB	8, two times	8, two times	4, vs CON 9/22/19
AST	3, two times	3, two times	2, vs SEA 9/15/19
STL	3, vs MIN 8/20/19	3, vs MIN 8/20/19	—
BLK	3, @ LVA 5/26/19	3, two times	1, three times
FGM	11, @ LVA 5/26/19	11, @ LVA 5/26/19	1, two times
3FGM	2, @ LVA 5/26/19	2, two times	—
FTM	4, vs SEA 8/4/19	4, vs SEA 8/4/19	—
MINS	24:12, @ LVA 5/26/19	24:12, @ LVA 5/26/19	13:30 vs CON 9/22/19



GAME BY GAME STATS

[illegible]

2021 Regular Season Averages:

G-GS	PPG	RPG	APG	SPG	BPG	MPG	FG%	3FG%	FT%
6-2	10.5	3.8	0.8	1.2	2.2	24.7	52.3	60.9	50.0

	2021 Season Highs	Career Highs	Playoff Career Highs
PTS	17, @CHI 5/30/21	23, vs SEA 5/27/18	—
REB	6, @DAL 6/1/21	12, vs PHO 6/17/18	—
AST	1, five times	6, @ CHI 6/3/18	—
STL	4, @CHI 5/30/21	4, @CHI 5/30/21	—
BLK	6, @DAL 6/1/21	6, @DAL 6/1/21	—
FGM	6, @CHI 5/30/21	8, vs SEA 5/27/18	—
3FGM	3, three times	3, four times	—
FTM	4, vs IND 6/3/21	7, two times	—
MINS	31:04, @CHI 5/30/21	32, @WAS 5/22/18	—



GAME BY GAME STATS

Date	Opponent	MINS	FG-A	PCT	3PM-A	PCT	FTM-A	PCT	QFF	QDF	TQT	AST	STL	BLK	TQ	PF	PTS
5/14	vs DAL	19:41	4-8	.500	2-4	.500	0-2	.000	2	2	4	1	1	2	4	2	10
5/21	@ LVA	20:43	3-7	.429	1-2	.500	1-2	.500	0	3	3	0	1	0	0	1	8
5/28	@CHI	16:59	3-5	.600	3-4	.750	0-0	—	1	4	5	1	1	1	0	1	9
5/30	@CHI	31:04	6-12	.500	3-5	.600	0-0	—	1	3	4	1	4	2	1	2	17
6/1	@DAL	28:28	3-8	.375	2-5	.400	0-0	—	1	5	6	1	1	6	1	4	8
6/3	vs IND	30:36	4-4	1.000	3-3	1.000	4-5	.800	0	1	1	1	0	2	0	4	13
6/5	vs CHI																
6/10	@WAS																
6/12	@MIN																
6/16	vs PHO																
6/18	vs PHO																
6/20	vs NYL																
6/24	vs WAS																
6/26	@PHO																
6/30	vs LVA																
7/2	vs LVA																
7/4	vs SEA																
7/7	@SEA																
7/11	vs MIN																
8/15	vs IND																
8/17	vs ATL																
8/19	vs ATL																
8/22	@NYL																
8/24	@WAS																
8/26	@CON																
8/28	@CON																
8/31	@IND																
9/2	@MIN																
9/9	vs CON																
9/12	vs SEA																
9/16	@ATL																
9/19	@DAL																
Total	—	147:31	23-44	.523	14-23	.609	5-9	.556	5	18	23	5	8	13	6	14	63

#13	CHINEY OGWUMIKE	FORWARD/CENTER	6-3	3/21/92	STANFORD	5TH SEASON
-----	-----------------	----------------	-----	---------	----------	------------

2021 Regular Season Averages:

G-GS	PPG	RPG	APG	SPG	BPG	MPG	FG%	3FG%	FT%
3-3	9.0	5.7	2.0	0.7	0.7	27.3	34.5	66.7	71.4

	2021 Season Highs	Career Highs	Playoff Career Highs
PTS	12, vs DAL 5/14/21	30, vs SEA 6/15/18	10, @CON 9/19/19
REB	6, two times	17, vs NY 6/29/14	5, @CON 9/19/19
AST	2, three times	4, vs NY 6/14/19	2, vs SEA 9/15/19
STL	1, two times	4, two times	2, vs PHX 9/23/19
BLK	1, @ CHI 5/28/21	7, vs DAL 7/20/16	2, @CON 9/17/19
FGM	5, vs DAL 5/14/21	13, vs SEA 6/15/18	14 @CON 9/19/19
3FGM	2, vs DAL 5/14/21	2, vs DAL 5/14/21	—
FTM	3, @ LVA 5/21/21	8, two times	—
MINS	30:40, @ LVA 5/21/21	40, two times	19, vs PHO 8/23/18



GAME BY GAME STATS

Date	Opponent	MINS	FG-A	PCT	3PM-A	PCT	FTM-A	PCT	OFF	DEF	TOT	AST	STL	BLK	TQ	PE	PTS
5/14	vs DAL	27:11	5-11	.455	2-3	.667	0-0	—	1	5	6	2	1	0	1	4	12
5/21	@ LVA	30:40	4-10	.400	0-0	—	3-5	.600	3	2	5	2	1	0	2	5	11
5/28	@CHI	24	1-8	.125	0-0	—	2-2	1.000	2	4	6	2	0	1	3	4	4
5/30	@CHI	DNP - KNEE	—	—	—	—	—	—	—	—	—	—	—	—	—	—	—
6/1	@DAL	DNP - KNEE	—	—	—	—	—	—	—	—	—	—	—	—	—	—	—
6/3	vs IND	DNP - KNEE	—	—	—	—	—	—	—	—	—	—	—	—	—	—	—
6/5	vs CHI																
6/10	@WAS																
6/12	@MIN																
6/16	vs PHO																
6/18	vs PHO																
6/20	vs NYL																
6/24	vs WAS																
6/26	@PHO																
6/30	vs LVA																
7/2	vs LVA																
7/4	vs SEA																
7/7	@SEA																
7/11	vs MIN																
8/15	vs IND																
8/17	vs ATL																
8/19	vs ATL																
8/22	@NYL																
8/24	@WAS																
8/26	@CON																
8/28	@CON																
8/31	@IND																
9/2	@MIN																
9/9	vs CON																
9/12	vs SEA																
9/16	@ATL																
9/19	@DAL																
Total	—	81:51	10-29	.345	2-3	.667	5-7	.714	6	11	17	6	2	1	6	13	27

#15	BRITTNEY SYKES	GUARD	5-9	2/7/94	SYRACUSE	5TH SEASON
-----	----------------	-------	-----	--------	----------	------------

2021 Regular Season Averages:

G-GS	PPG	RPG	APG	SPG	BPG	MPG	FG%	3FG%	FT%
6-2	6.5	3.7	2.2	1.8	0.7	25.8	30.4	21.4	80.0

	2021 Season Highs	Career Highs	Playoff Career Highs
PTS	11, @ CHI 5/28/21	33, vs PHO 9/3/17	17, @WAS 8/31/18
REB	6, vs IND 6/3/21	13, vs PHO 7/25/17	6, vs WAS 8/28/18
AST	3, two times	7, vs IND 7/1/18	3, vs WAS 9/4/18
STL	5, @ CHI 5/28/21	5, two times	2, two times
BLK	2, @CHI 5/30/21	3, three times	1, vs WAS 8/28/18
FGM	4, two times	12, vs PHO 9/3/17	6, three times
3FGM	2, @ CHI 5/30/21	4, two times	3, two times
FTM	4, @DAL 6/1/21	12, vs WAS 7/19/17	2, two times
MINS	28:22, @ CHI 5/28/21	37, vs CON 8/15/17	28, @WAS 9/2/18



GAME BY GAME STATS

Date	Opponent	MINS	FG-A	PGT	3PM-A	PGT	FTM-A	PGT	DEF	DEF	TQT	AST	STL	BLK	TQ	PF	PTS
5/14	vs DAL	26:34	2-7	.286	0-4	.000	2-4	.500	0	2	2	3	2	1	1	0	6
5/21	@ LVA	22:33	1-7	.143	0-5	.000	0-0	—	0	2	2	2	0	0	0	1	2
5/28	@CHI	28:22	4-11	.364	1-3	.333	2-2	1.000	2	3	5	3	5	0	3	3	11
5/30	@CHI	25:59	2-6	.333	2-3	.667	0-0	—	2	1	3	2	1	2	2	4	6
6/1	@DAL	25:13	1-6	.167	0-2	.000	4-4	1.000	0	4	4	1	0	1	2	3	6
6/3	vs IND	28:17	4-9	.444	0-1	.000	0-0	—	1	5	6	2	3	0	1	2	8
6/5	vs CHI																
6/10	@WAS																
6/12	@MIN																
6/16	vs PHO																
6/18	vs PHO																
6/20	vs NYL																
6/24	vs WAS																
6/26	@PHO																
6/30	vs LVA																
7/2	vs LVA																
7/4	vs SEA																
7/7	@SEA																
7/11	vs MIN																
8/15	vs IND																
8/17	vs ATL																
8/19	vs ATL																
8/22	@NYL																
8/24	@WAS																
8/26	@CON																
8/28	@CON																
8/31	@IND																
9/2	@MIN																
9/9	vs CON																
9/12	vs SEA																
9/16	@ATL																
9/19	@DAL																
Total	—	128:37	14-46	.304	3-14	.214	8-10	.800	5	17	22	13	11	4	9	13	39

#17	ERICA WHEELER	GUARD	5-7	5/2/91	RUTGERS	6TH SEASON
-----	---------------	-------	-----	--------	---------	------------

2021 Regular Season Averages:

G-GS	PPG	RPG	APG	SPG	BPG	MPG	FG%	3FG%	FT%
6-6	9.8	1.3	3.5	1.8	—	24.3	35.0	31.2	85.7

	2021 Season Highs	Career Highs	Playoff Career Highs
PTS	17, @ CHI 5/30/21	33, @NYL 8/8/17	10, vs PHO 9/21/16
REB	3, @ LVA 5/21/21	7, three times	3, vs PHO 9/21/16
AST	7, @ CHI 5/30/21	10, @ATL 6/14/18	3, vs PHO 9/21/16
STL	3, two times	5, vs ATL 7/31/19	—
BLK	—	2, @LVA 6/29/19	—
FGM	6, @ CHI 5/30/21	12, @NYL 8/8/17	3, vs PHO 9/21/16
3FGM	3, vs IND 6/3/21	7, @NYL 8/8/17	2, vs PHO 9/21/16
FTM	6, @ CHI 5/28/21	9, vs PHO 6/7/17	2, vs PHO 9/21/16
MINS	34:50, @ CHI 5/30/21	42, vs PHO 6/7/17	25, vs PHO 9/21/16



GAME BY GAME STATS

Date	Opponent	MINS	FG-A	FT	3PM-A	REB	AST	STL	BLK	TO	PF	PTS
5/14	vs DAL	19:25	2-8	.250	0-3	.000	0-0	—	0	2	2	4
5/21	@ LVA	19:14	3-6	.500	0-1	.000	0-0	—	0	3	3	6
5/28	@CHI	25:44	3-5	.500	1-1	1.000	6-7	.857	0	0	0	13
5/30	@CHI	34:50	6-19	.316	0-1	.000	5-6	.833	0	0	0	17
6/1	@DAL	22:08	2-12	.167	1-5	.200	0-0	—	0	2	2	5
6/3	vs IND	24:10	5-9	.556	3-4	.750	1-1	1.000	0	1	1	14
6/5	vs CHI											
6/10	@WAS											
6/12	@MIN											
6/16	vs PHO											
6/18	vs PHO											
6/20	vs NYL											
6/24	vs WAS											
6/26	@PHO											
6/30	vs LVA											
7/2	vs LVA											
7/4	vs SEA											
7/7	@SEA											
7/11	vs MIN											
8/15	vs IND											
8/17	vs ATL											
8/19	vs ATL											
8/22	@NYL											
8/24	@WAS											
8/26	@CON											
8/28	@CON											
8/31	@IND											
9/2	@MIN											
9/9	vs CON											
9/12	vs SEA											
9/16	@ATL											
9/19	@DAL											
Total	—	134:31	21-60	.350	5-16	.312	12-14	.857	0	8	8	59

#20KRISTI TOLIVERGUARD5-71/27/87MARYLAND12TH SEASON

2021 Regular Season Averages:

G-GS	PPG	RPG	APG	SPG	BPG	MPG	FG%	3FG%	FT%
6-6	9.8	1.0	2.7	0.5	—	24.3	61.8	47.6	90.0

	2021 Season Highs	Career Highs	Playoff Career Highs
PTS	22, vs IND 6/3/21	43, vs TUL 7/3/15	32, @NYL 9/10/17
REB	2, two times	9, @CON 8/6/13	6, vs PHO 9/23/13
AST	5, two times	11, vs IND 8/8/19	10, @CON 10/6/19
STL	1, three times	4, three times	5, @CHI 10/4/16
BLK	—	2, four times	1, four times
FGM	8, vs IND 6/3/21	15, vs TUL 7/3/15	10, @NYL 9/10/17
3FGM	4, @DAL 6/1/21	7, three times	9, @NYL 9/10/17
FTM	3, two times	14, vs TUL 6/20/12	10, vs SAS 9/27/12
MINS	27:41, vs IND 6/3/21	44, vs TUL 6/8/13	40, 8/31/18



GAME BY GAME STATS

Date	Opponent	MINS	FG-A	PCI	3PM-A	PCI	FTM-A	PCI	OFF	DEF	TOI	ASI	STL	BLK	TO	PE	PTS
5/14	vs DAL	24:11	4-6	.667	2-4	.500	1-2	.500	0	0	0	2	1	0	3	1	11
5/21	@ LVA	18:14	3-6	.500	1-3	.333	2-2	1.000	0	2	2	5	0	0	2	4	9
5/28	@CHI	22:00	1-1	1.000	0-0	—	3-3	1.000	0	1	1	1	0	0	1	1	5
5/30	@CHI	27:17	0-3	.000	0-2	.000	0-0	—	0	1	1	5	1	0	1	1	0
6/1	@DAL	26:23	5-6	.833	4-5	.800	0-0	—	0	0	0	2	1	0	2	4	14
6/3	vs IND	27:41	8-12	.667	3-7	.429	3-3	1.000	0	2	2	0	0	0	2	2	22
6/5	vs CHI																
6/10	@WAS																
6/12	@MIN																
6/16	vs PHO																
6/18	vs PHO																
6/20	vs NYL																
6/24	vs WAS																
6/26	@PHO																
6/30	vs LVA																
7/2	vs LVA																
7/4	vs SEA																
7/7	@SEA																
7/11	vs MIN																
8/15	vs IND																
8/17	vs ATL																
8/19	vs ATL																
8/22	@NYL																
8/24	@WAS																
8/26	@CON																
8/28	@CON																
8/31	@IND																
9/2	@MIN																
9/9	vs CON																
9/12	vs SEA																
9/16	@ATL																
9/19	@DAL																
Total	—	145:46	21-34	.618	10-21	.476	9-10	.900	0	6	6	16	3	0	11	13	61

#22	ARELLA GUIRANTES	GUARD	5-11	10/15/97	RUTGERS	1ST SEASON
-----	------------------	-------	------	----------	---------	------------

2021 Regular Season Averages:

G-GS	PPG	RPG	APG	SPG	BPG	MPG	FG%	3FG%	FT%
5-2	4.6	2.0	1.0	0.8	0.2	13.8	31.0	37.5	100.0

	2021 Season Highs	Career Highs	Playoff Career Highs
PTS	6, @ LVA 5/21/21	6, @ LVA 5/21/21	—
REB	5, @ LVA 5/21/21	5, @ LVA 5/21/21	—
AST	2, @ CHI 5/28/21	2, @ CHI 5/28/21	—
STL	2, vs IND 6/3/21	2, vs IND 6/3/21	—
BLK	1, vs IND 6/3/21	1, vs IND 6/3/21	—
FGM	2, four times	2, four times	—
3FGM	1, three times	1, three times	—
FTM	2, @ LVA 5/21/21	2, @ LVA 5/21/21	—
MINS	21:19, @ LVA 5/21/21	21:19, @ LVA 5/21/21	—



GAME BY GAME STATS

Date	Opponent	MINS	FG-A	PCT	3PM-A	PCT	FTM-A	PCT	QEF	DEF	TOT	AST	STL	BLK	TO	PF	PTS
5/14	vs DAL	8:10	2-5	.400	0-2	.000	0-0	—	0	0	0	0	1	0	0	0	4
5/21	@ LVA	21:19	2-9	.222	0-3	.000	2-2	1.000	1	4	5	1	1	0	0	2	6
5/28	@CHI	14:26	2-7	.285	1-1	1.000	0-0	—	1	0	1	2	0	0	0	1	5
5/30	@CHI	5:17	1-2	.500	1-1	1.000	0-0	—	1	1	2	1	0	0	1	0	3
6/1	@DAL	DNP-COACH	—	—	—	—	—	—	—	—	—	—	—	—	—	—	—
6/3	vs IND	19:51	2-6	.333	1-1	1.000	0-0	—	0	2	2	1	2	1	0	0	5
6/5	vs CHI																
6/10	@WAS																
6/12	@MIN																
6/16	vs PHO																
6/18	vs PHO																
6/20	vs NYL																
6/24	vs WAS																
6/26	@PHO																
6/30	vs LVA																
7/2	vs LVA																
7/4	vs SEA																
7/7	@SEA																
7/11	vs MIN																
8/15	vs IND																
8/17	vs ATL																
8/19	vs ATL																
8/22	@NYL																
8/24	@WAS																
8/26	@CON																
8/28	@CON																
8/31	@IND																
9/2	@MIN																
9/9	vs CON																
9/12	vs SEA																
9/16	@ATL																
9/19	@DAL																
Total	—	69:03	9-29	.310	3-8	.375	2-2	1.000	3	7	10	5	4	1	1	3	23

2021 Regular Season Averages:

G-GS	PPG	RPG	APG	SPG	BPG	MPG	FG%	3FG%	FT%
5-5	16.4	7.0	1.2	0.6	0.2	29.6	58.6	33.3	80.0

	2021 Season Highs	Career Highs	Playoff Career Highs
PTS	21, @ CHI 5/30/21	38, vs ATL 6/30/16	27, vs CHI 9/28/16
REB	9, two times	20, @ IND 7/12/12	14, vs PHO 9/19/13
AST	3, @ LVA 5/21/21	8, two times	6, vs CHI 9/28/16
STL	2, @ CHI 5/28/21	6, two times	4, @ CHI 10/4/16
BLK	1, @DAL 6/1/21	5, vs ATL 6/30/16	3, @ CHI 10/4/16
FGM	9, @ LVA 5/21/21	13, two times	11, vs CHI 9/28/16
3FGM	1, two times	5, vs WAS 7/7/19	2, vs MIN 10/14/16
FTM	7, @ CHI 5/30/21	14, vs WAS 9/3/15	7, two times
MINS	39:23, @ CHI 5/30/21	46:59, @ CHI 8/18/17	37:59, @ MIN I 9/18/15



GAME BY GAME STATS

Date	Opponent	MINS	FG-A	FG%	3PM-A	3P%	FTM-A	FT%	ORE	DEF	TOT	AST	STL	BLK	TO	PF	PTS
5/14	vs DAL	26:20	8-14	.571	0-0	—	2-2	1.000	3	5	8	0	0	0	1	0	18
5/21	@ LVA	28:15	9-17	.529	1-2	.500	0-0	—	0	5	5	3	1	0	1	3	19
5/28	@CHI	28:54	6-11	.545	1-3	.333	1-2	.500	3	6	9	2	2	0	3	0	14
5/30	@CHI	39:23	7-11	.636	0-1	.000	7-9	.778	2	7	9	1	0	0	3	3	21
6/1	@DAL	25:01	4-5	.800	0-0	—	2-2	1.000	1	3	4	0	0	1	1	0	10
6/3	vs IND	DNP - Knee	—	—	—	—	—	—	—	—	—	—	—	—	—	—	—
6/5	vs CHI																
6/10	@WAS																
6/12	@MIN																
6/16	vs PHO																
6/18	vs PHO																
6/20	vs NYL																
6/24	vs WAS																
6/26	@PHO																
6/30	vs LVA																
7/2	vs LVA																
7/4	vs SEA																
7/7	@SEA																
7/11	vs MIN																
8/15	vs IND																
8/17	vs ATL																
8/19	vs ATL																
8/22	@NYL																
8/24	@WAS																
8/26	@CON																
8/28	@CON																
8/31	@IND																
9/2	@MIN																
9/9	vs CON																
9/12	vs SEA																
9/16	@ATL																
9/19	@DAL																
Total	—	148:53	34-58	.586	2-6	.333	12-15	.800	9	26	35	6	3	1	9	6	82

2021 Regular Season Averages:

G-GS	PPG	RPG	APG	SPG	BPG	MPG	FG%	3FG%	FT%
6-1	4.2	2.5	1.8	1.0	0.3	17.2	25.7	25.0	66.7

	2021 Season Highs	Career Highs	Playoff Career Highs
PTS	14, vs IND 6/3/21	20, vs SAS 9/13/16	21, vs SEA 9/21/16
REB	7, vs IND 6/3/21	7, three times	7, vs SEA 9/21/16
AST	3, two times	5, two times	3, two times
STL	2, two times	5, vs PHO 9/6/16	3, vs WAS 10/6/19
BLK	1, two times	2, two times	1, two times
FGM	6, vs IND 6/3/21	9, vs PHO 9/6/16	7, vs SEA 9/21/16
3FGM	2, vs IND 6/3/21	3, four times	2, vs SEA 9/21/16
FTM	2, vs DAL 5/14/21	7, two times	5, vs SEA 9/21/16
MINS	29:58, vs IND 6/3/21	38:19, vs LAS 5/27/17	40:00, vs SEA 9/21/16



GAME BY GAME STATS

Date	Opponent	MINS	FG-A	FT	3PM-A	PT	FTM-A	PT	OFF	DEF	TOT	AST	STL	BLK	TO	PF	PTS
5/14	vs DAL	13:36	0-5	.000	0-1	.000	2-2	1.000	0	0	0	2	2	0	0	3	2
5/21	@ LVA	15:13	0-6	.000	0-1	.000	0-0	—	1	1	2	3	1	0	2	2	0
5/28	@CHI	9:53	1-3	.333	0-1	.000	0-0	—	0	1	1	0	0	0	2	1	2
5/30	@CHI	16:00	1-6	.167	0-2	.000	1-2	.500	2	1	3	2	0	1	0	2	3
6/1	@DAL	18:28	1-6	.167	1-4	.250	1-2	.500	1	1	2	1	0	1	1	1	4
6/3	vs IND	29:58	6-9	.667	2-3	.667	0-0	—	1	6	7	3	2	0	1	2	14
6/5	vs CHI																
6/10	@WAS																
6/12	@MIN																
6/16	vs PHO																
6/18	vs PHO																
6/20	vs NYL																
6/24	vs WAS																
6/26	@PHO																
6/30	vs LVA																
7/2	vs LVA																
7/4	vs SEA																
7/7	@SEA																
7/11	vs MIN																
8/15	vs IND																
8/17	vs ATL																
8/19	vs ATL																
8/22	@NYL																
8/24	@WAS																
8/26	@CON																
8/28	@CON																
8/31	@IND																
9/2	@MIN																
9/9	vs CON																
9/12	vs SEA																
9/16	@ATL																
9/19	@DAL																
Total	—	103:08	9-35	.257	3-12	.250	4-6	.667	5	10	15	11	6	2	6	11	25

#40	JASMINE WALKER	FORWARD	6-3	2/3/98	ALABAMA	1ST SEASON
-----	----------------	---------	-----	--------	---------	------------

2021 Regular Season Averages:

G-GS	PPG	RPG	APG	SPG	BPG	MPG	FG%	3FG%	FT%
2-0	0.0	0.5	1.0	1.0	0.5	10.0	0.0	0.0	0.0

	2021 Season Highs	Career Highs	Playoff Career Highs
PTS	—	—	—
REB	1, vs DAL 5/14/21	1, vs DAL 5/14/21	—
AST	2, vs DAL 5/14/21	2, vs DAL 5/14/21	—
STL	2, vs DAL 5/14/21	2, vs DAL 5/14/21	—
BLK	1, @ LVA 5/21/21	1, @ LVA 5/21/21	—
FGM	—	—	—
3FGM	—	—	—
FTM	—	—	—
MINS	17:22, vs DAL 5/14/21	17:22, vs DAL 5/14/21	—



GAME BY GAME STATS

Date	Opponent	MINS	FG-A	PGT	3PM-A	PGT	FTM-A	PGT	QFE	DEF	TOI	AST	STL	BLK	TO	PF	PTS
5/14	vs DAL	17:22	0-4	.000	0-3	.000	0-0	—	0	1	1	2	2	0	1	1	0
5/21	@ LVA	2:36	0-1	.000	0-1	.000	0-2	.000	0	0	0	0	0	1	0	0	0
5/28	@CHI	DNP - KNEE	-	-	-	-	-	-	-	-	-	-	-	-	-	-	-
5/30	@CHI	DNP - KNEE	—	—	—	—	—	—	—	—	—	—	—	—	—	—	—
6/1	@DAL	DNP - KNEE	—	—	—	—	—	—	—	—	—	—	—	—	—	—	—
6/3	vs IND																
6/5	vs CHI																
6/10	@WAS																
6/12	@MIN																
6/16	vs PHO																
6/18	vs PHO																
6/20	vs NYL																
6/24	vs WAS																
6/26	@PHO																
6/30	vs LVA																
7/2	vs LVA																
7/4	vs SEA																
7/7	@SEA																
7/11	vs MIN																
8/15	vs IND																
8/17	vs ATL																
8/19	vs ATL																
8/22	@NYL																
8/24	@WAS																
8/26	@CON																
8/28	@CON																
8/31	@IND																
9/2	@MIN																
9/9	vs CON																
9/12	vs SEA																
9/16	@ATL																
9/19	@DAL																
Total	—	19:58	0-5	.000	0-4	.000	0-2	.000	0	1	1	2	2	1	1	1	0