

LOS ANGELES SPARKS 2021 GAME NOTES



Las Vegas Aces (11-4) at Los Angeles Sparks (6-8)

June 30, 2021

LA Convention Center | 7:30 p.m. (PT)

Amazon Prime, Spectrum SportsNet | Commissioners Cup



REGULAR SEASON SCHEDULE

Date	Opponent	Time/Result	Record
5/14	DALLAS	L, 94-71	0-1
5/21	at Las Vegas	L, 97-69	0-2
5/28	at Chicago	W, 76-61	1-2
5/30	at Chicago	W, 82-79 OT	2-2
6/1	at Dallas	L, 79-69	2-3
6/3	INDIANA	W, 98-63	3-3
6/5	CHICAGO	W, 68-63	4-3
6/10	at Washington	L, 89-71	4-4
6/12	at Minnesota	L, 80-64	4-5
6/16	PHOENIX	W, 85-80	5-5
6/18	PHOENIX	L, 80-66	5-6
6/20	NEW YORK	L, 76-73	5-7
6/24	WASHINGTON	W, 89-82	6-7
6/27	at Phoenix	L, 88-79	6-8
6/30	LAS VEGAS	7:30 pm	—
7/2	LAS VEGAS	7:00 pm	—
7/4	SEATTLE	6:00 pm	—
7/7	at Seattle	6:00 pm	—
7/11	MINNESOTA	6:00 pm	—
8/15	INDIANA	6:00 pm	—
8/17	ATLANTA	7:30 pm	—
8/19	ATLANTA	7:30 pm	—
8/22	at New York	11:00 am	—
8/24	at Washington	4:00 pm	—
8/26	at Connecticut	4:00 pm	—
8/28	at Connecticut	4:00 pm	—
8/31	at Indiana	4:00 pm	—
9/1	at Minnesota	5:00 pm	—
9/9	CONNECTICUT	7:30 pm	—
9/12	SEATTLE	12:00 pm	—
9/16	at Atlanta	4:00 pm	—
9/19	at Dallas	2:00 pm	—

*all times listed are Pacific Standard Time

PLAYER UPDATES

NUM.	PLAYER	UPDATE
40	Jasmine Walker	Out (right knee)
13	Chiney Ogumike	Out (right knee)
30	Nneka Ogumike	Out (left knee)

CONTACT INFORMATION

Eli Horowitz

Director, Public Relations and Communications
ehorowitz@la-sparks.com
(847) 644-9932



@LA_Sparks



@LASparks



Los Angeles Sparks

Natalie Gilmore

Coordinator, Public Relations and Communications
ngilmore@la-sparks.com

LAST GAME STARTERS

G	17	ERICA WHEELER	5'7"	6TH SEASON
GP/GS	14/14	PPG 13.1	RPG 2.9	APG 4.4
		SPG 1.2	FG% 40.2	3FG% 28.6
		MPG 27.1		

G	2	TE'A COOPER	5'8"	2ND SEASON
GP/GS	13/16	PPG 10.3	RPG 1.7	APG 1.5
		SPG 1.0	FG% 39.0	3FG% 34.5
		MPG 21.8		

F	44	KARLIE SAMUELSON	6'0"	3RD SEASON
GP/GS	6/1	PPG 3.2	RPG 1.5	APG 1.0
		SPG 0.3	FG% 53.8	3FG% 62.5
		MPG 13.0		

F	12	NIA COFFEY	6'1"	5TH SEASON
GP/GS	14/10	PPG 8.5	RPG 3.9	APG 0.9
		SPG 1.0	FG% 43.6	3FG% 44.2
		MPG 26.6		

C	1	AMANDA ZAHUI B.	6'5"	7TH SEASON
GP/GS	12/9	PPG 10.8	RPG 5.5	APG 0.7
		SPG 0.8	FG% 43.6	3FG% 31.3
		MPG 26.1		

MATCHUP NOTES

The Los Angeles Sparks (6-8) return home to face-off against the Las Vegas Aces (11-4) on Wednesday, June 30 at 7:30 PM PT. The Sparks are coming off an 88-79 loss against the Phoenix Mercury. Sparks guards Erica Wheeler (21) and Te'a Cooper (20) combined for 41 of the team's 79 total points. Sparks Center Amanda Zahui B. contributed 10 points and four rebounds of her own. The Aces most recently defeated the Seattle Storm 95-92 in overtime on Sunday, June 27 on ESPN. Aces guard Chelsea Gray hit the game winning shot from the wing. She also had 21 points, seven assists, and two rebounds. 2020 WNBA Most Valuable Player and Aces forward A'ja Wilson had 22 points and 11 rebounds. This will be the second 2021 regular season match-up between the Sparks and Aces, the Aces beat the Sparks 97-69 on May 21 in Las Vegas.

Aces Probable Starters

C Liz Cambage
F Jackie Young
F A'ja Wilson
G Riquna Williams
G Chelsea Gray

Head Coach: Bill Laimbeer

MILESTONE WATCH

PLAYER	MILESTONE (CURRENT)
Nneka Ogumike	4500 points (4401)
	2100 rebounds (2056)
	600 assists (504)
	200 blocks (177)
	500 steals (408)
Kristi Toliver	4500 points (4318)
	800 rebounds (804)
	1300 assists (1237)
	400 steals (317)
Chiney Ogumike	1800 points (1676)
	1000 rebounds (913)
	150 blocks (113)

ASSOCIATED PRESS POWER POLL

Week 8	Total Points	High	Low
1	Las Vegas	2	1
2	Seattle	1	1
3	Connecticut	4	2
4	Chicago	3	2
5	Dallas	7	5
6	Minnesota	9	5
7	Phoenix	8	5
8	New York	5	5
9	Washington	6	6
10	Los Angeles	11	9
11	Atlanta	10	10
12	Indiana	12	12

LASparks.com

@LA_Sparks

AMANDA ZAHUI THREE

After missing the first two games with a back injury, Swedish Center Amanda Zahui B. is eighth in the WNBA in blocks per game (1.4) and holding down the frontcourt with the Ogwumike sisters out. Zahui B. is also Top 5 in the league in block percentage (5.3). She is also second in the WNBA in 3-pointers made per game by a Center, behind only Tina Charles.

EWHEEZY

Erica Wheeler leads the WNBA in clutch points per game (4.6), is top 10 in assists per game (4.4) and had her first two career double-doubles with 18 points and 10 assists on June 16, and 20 points and 10 assists against New York on June 20.

CAREER NIGHT FOR COOP

On June 24 against the Washington Mystics, Te'a Cooper demolished her career high in points scoring 26 points. Cooper set a Sparks franchise record for points off the bench with 26, going 10-of-15 and shooting 66.7% in the win. It was just the 13th time a WNBA player has had 15+ FGA off the bench while shooting 65% or better, per Across the Timeline. Cooper also scored 20 points at Phoenix on June 27, her first consecutive 20+ point games in her career.

***Stats as of June 29, 2021**

NNEKA OGWUMIKE APPRECIATION

- WNBA MVP
- WNBA Champion
- 6x All-Star
- 4x All-WNBA team
- 4x WNBA All-Defensive Team
- 2x FIBA World Cup Gold Medalist
- No. 1 overall pick
- Rookie of the Year
- Euroleague Champion
- WNBPA President
- 15th All-time in Win Shares
- 5th All-Time in Field Goal Percentage
- 3rd All Time in True Shooting Percentage
- 4th All Time in Effective Field Goal Percentage
- 22nd All Time in Defensive Win Shares
- 1st All Time in Single-Season EFG and TS% (2016)

2021 LOS ANGELES SPARKS ROSTER

NUM.	PLAYER	POS.	HT.	YRS OF EXP.	DOB	COLLEGE
1	Amanda Zahui B.	C	6'5"	6	09/8/93	Minnesota
2	Te'a Cooper	G	5'8"	1	04/16/97	Baylor
7	Maria Vadeeva*	C	6'4"	2	07/16/98	Russia
12	Nia Coffey	F	6'1"	4	06/11/95	Northwestern
13	Chiney Ogwumike	F/C	6'3"	4	03/21/92	Stanford
15	Brittney Sykes	G	5'9"	4	02/07/94	Syracuse
17	Erica Wheeler	G	5'7"	5	05/2/91	Rutgers
20	Kristi Toliver	G	5'7"	11	01/27/87	Maryland
22	Arella Guirantes	G	5'11"	R	10/15/97	Rutgers
30	Nneka Ogwumike	F	6'2"	9	07/02/90	Stanford
40	Jasmine Walker	F	6'3"	R	02/03/98	Alabama
44	Karlie Samuelson	G	6'0"	2	05/10/1995	Stanford

*will return following overseas commitments

Coaching Staff:

Head Coach Derek Fisher
Assistant Coach Fred Williams
Assistant Coach Latricia Trammell
Assistant Coach Seimone Augustus

PRONUNCIATION CHART


PLAYER/COACH

Te'a Cooper
Nneka Ogwumike
Chiney Ogwumike
Nia Coffey
Amanda Zahui B.
Arella Guirantes
Asst. Coach Seimone Augustus
Asst. Coach Latricia Trammell

PRONUNCIATION

TAY-uh
NECK-uh Oh-gwoo-muh-kay
CHIN-ay Oh-gwoo-muh-kay
Knee-uh
Zow-ee-bee
uh-REL-uh gih-RAHN-tez
suh-MOAN
TRAM-uhl


2021 LA SPARKS ROSTER



Position: C
Height: 6'5"
DOB: 9/8/1993
College: Minnesota




Position: G
Height: 5'8"
DOB: 4/16/1997
College: Baylor




Position: C
Height: 6'4"
DOB: 7/16/1998
College: Russia

**WILL JOIN TEAM AFTER
OVERSEAS COMMITMENTS**




Position: F
Height: 6'1"
DOB: 6/11/1995
College: Northwestern




Position: F/C
Height: 6'3"
DOB: 3/21/1992
College: Stanford



Position: G
Height: 5'9"
DOB: 2/7/1994
College: Syracuse




Position: G
Height: 5'7"
DOB: 5/2/1991
College: Rutgers




Position: G
Height: 5'7"
DOB: 1/27/1987
College: Maryland



Position: G
Height: 5'11"
DOB: 10/15/1997
College: Rutgers



Position: F
Height: 6'2"
DOB: 7/2/1990
College: Stanford



Position: F
Height: 6'3"
DOB: 2/3/1998
College: Alabama



Position: G
Height: 6'
DOB: 5/10/1995
College: Stanford

COACHING STAFF




HEAD COACH



ASSISTANT COACH



ASSISTANT COACH



ASSISTANT COACH



**DIRECTOR OF
SPORTS MEDICINE/
HEAD ATHLETIC
TRAINER**



**PLAYER
DEVELOPMENT
COACH**

Short-Handed Sparks Lose to Mercury in Phoenix

Despite competing hard despite a slew of injuries, the Sparks could not keep up with the Mercury, falling 88-79 in Phoenix on Sunday. The short-handed Sparks were still missing Nneka Ogwumike (left knee) and Chiney Ogwumike (right knee). In addition, Kristi Toliver (eye) was not able to play along with Bria Holmes (foot). The Sparks are also missing Jasmine Walker for the season (right knee), and Maria Vadeeva remains overseas. The Sparks got double-figure scoring from Erica Wheeler, Te'a Cooper, Brittney Sykes, and Amanda Zahui B. Phoenix was led by their three Olympians in Diana Taurasi, Skylar Diggins-Smith and Brittney Griner.



To kick off the first quarter, Mercury forward Brianna Turner nailed a hook shot. After the first LA timeout, Sparks guard Te'a Cooper made a 27-foot three-pointer. Both teams traded points back and forth throughout the first quarter, keeping the game tied until Cooper made a 19-foot step back jump shot that ended the quarter with a two-point lead for the Sparks, 26-24. Erica Wheeler reached double-figures in the first quarter with 10 points. This was her 8th game this season reaching double-digit scoring.

After a strong first quarter for LA, Skylar Diggins-Smith responded with a 27-foot three-pointer that pushed Phoenix ahead. Cooper continued her hot streak, reaching double-digit scoring for the 7th time this season to help the Sparks battle back and forth with the Mercury. In her first game back from a sternum injury, Mercury guard Diana Taurasi, scored 12 first-half points. Taurasi became the first player in WNBA history to reach 9,000 career points. The Sparks shot the ball well from the field in the first half (47.1%) but struggled to generate second-chance points with just one offensive rebound. Brittney Sykes put up six points off the bench and her layup tied the game at 40-40 with a little over a minute left in the first half. Phoenix responded with a 7-3 run to end the half up 47-43.

Erica Wheeler started the third quarter with back-to-back baskets to tie the game at 47-47. Phoenix again responded with an 8-2 run to force a timeout from GM/HC Derek Fisher with 5:47 left in the third quarter and the Sparks trailing 55-49. The Sparks were unable to contain Taurasi, who nailed three 3-pointers in the closing minutes in the period to create separation for Phoenix, as the Sparks entered the fourth quarter down 69-55.

The fourth quarter saw the Mercury extend their lead to as many as 18 points. Sparks rookie Arella Guirantes was able to see some extended time after not playing the past two games. Te'a Cooper crossed the 20-point threshold for her second consecutive game.

The Sparks travel back home Sunday night and will take on the Las Vegas Aces on Wednesday, June 30 at 7:30 p.m. PT on Amazon Prime and Spectrum SportsNet.

Los Angeles Highlights:

- Erica Wheeler scored in double figures for the 8th time this season with a team-high 21 points
- Te'a Cooper scored in double figures for the 7th time this season with 20 points; she shot 57.1% from the field
- Amanda Zahui B. scored in double figures for the 8th time this season with 10 points
- Brittney Sykes and Erica Wheeler led the Sparks with 4 assists each (tied for the game-high)
- Kristine Anigwe led the Sparks with 10 rebounds
- Brittney Sykes scored in double figures for the 7th time this season and 5th consecutive game with 11 points

MOST RECENT GAME - BOX SCORE

WOMEN'S NATIONAL BASKETBALL ASSOCIATION

**OFFICIAL SCORER'S REPORT
FINAL BOX**

Sunday, June 27, 2021 Phoenix Suns Arena, Phoenix, AZ

Officials: #5 Tiara Cruse, #11 Randy Richardson, #85 Robert Hussey

Game Duration: 1:55

Attendance: 7304

VISITOR: Los Angeles Sparks (6-8)

	POS	MIN	FG	FGA	3P	3PA	FT	FTA	OR	DR	TOT	A	PF	ST	TO	BS	+/-	PTS	
44 Karlie Samuelson	F	16:29	0	1	0	0	0	0	0	1	1	1	4	0	0	0	-6	0	
12 Nia Coffey	F	28:44	2	6	2	4	0	0	1	6	7	1	4	1	1	0	-5	6	
1 Amanda Zahui B	C	33:07	4	10	2	4	0	0	0	4	4	1	1	0	2	0	-16	10	
2 Te'a Cooper	G	31:01	8	14	2	4	2	2	0	1	1	2	3	1	3	0	-5	20	
17 Erica Wheeler	G	32:09	9	19	0	4	3	4	0	3	3	4	5	2	1	1	-19	21	
15 Brittney Sykes		31:55	5	13	0	1	1	3	1	5	6	4	3	3	1	1	-4	11	
31 Kristine Anigwe		17:51	2	7	0	0	3	4	3	6	9	0	3	0	1	1	4	7	
22 Arella Guirantes		08:44	1	4	0	3	2	2	0	0	0	1	1	0	0	0	6	4	
32 Bria Holmes	DNP - Coach's decision																		
			200:00	31	74	6	20	11	15	5	26	31	14	24	7	9	3	-9	79
			41.9%		30%		73.3%		TM REB: 5		TOT TO: 9 (12 PTS)								

HOME: PHOENIX MERCURY (7-7)

TOMMY HIGLIX MENS (77)																			
	POS	MIN	FG	FGA	3P	3PA	FT	FTA	OR	DR	TOT	A	PF	ST	TO	BS	+/-	PTS	
0	Kia Nurse	F	29:33	3	9	3	7	4	4	1	5	6	0	3	0	0	1	4	13
21	Brianna Turner	F	28:39	4	8	0	0	0	0	1	14	15	2	2	2	2	1	11	8
42	Brittney Griner	C	33:47	8	12	0	0	6	6	4	4	8	1	5	0	6	2	1	22
4	Skylar Diggins-Smith	G	36:11	6	13	2	4	2	3	0	2	2	4	2	0	4	0	9	16
3	Diana Taurasi	G	31:54	6	11	4	8	9	9	0	4	4	3	4	0	4	0	13	25
1	Kia Vaughn		17:34	1	5	0	0	2	2	1	2	3	2	1	1	1	0	6	4
2	Megan Walker		06:30	0	1	0	1	0	2	0	0	0	0	1	0	1	0	-1	0
9	Sophie Cunningham		10:47	0	2	0	1	0	0	1	2	3	1	0	0	0	0	-2	0
5	Shey Peddy		05:05	0	1	0	0	0	0	0	3	3	0	0	0	0	0	4	0
14	Bria Hartley	DND - Injury/Illness - Right Knee																	
11	Alanna Smith	DNP - Coach's decision																	
			200:00	28	62	9	21	23	26	8	36	44	13	18	3	18	4	9	88
			45.2%		42.9%		88.5%		TM REB: 4		TOT TO: 18 (19 PTS)								

SCORE BY PERIOD

	1	2	3	4	FINAL
Sparks	26	17	12	24	79
MERCURY	24	23	22	19	88

Inactive: Sparks - Ogwumike (Injury/Illness - Right Knee), Ogwumike (Injury/Illness - Left Knee), Toliver (Injury/Illness - Eye), Walker (Injury/Illness - Right Knee)

Inactive: Mercury -

Points in the Paint: Sparks 40 (20/40), MERCURY 38 (19/33)

2nd Chance Points: Sparks 8 (4/6), MERCURY 14 (4/6)

Fast Break Points: Sparks 5 (2/4), MERCURY 2 (1/5)

Biggest Lead: Sparks 4, MERCURY 19

Lead Changes: 4

Times Tied: 11

MEMO: Mercury - Diana Taurasi becomes the first player in WNBA history to score 9000 points

LAST TIME AGAINST LAS VEGAS - BOX SCORE

WOMEN'S NATIONAL BASKETBALL ASSOCIATION

OFFICIAL SCORER'S REPORT
FINAL BOX

Friday, May 21, 2021 Michelob ULTRA Arena, Las Vegas, NV

Officials: #31 Amy Bonner, #15 Fatou Cissoko-Stephens, #76 Toni Patillo

Game Duration: 2:04

Attendance: 1972

VISITOR: Los Angeles Sparks (0-2)

	POS	MIN	FG	FGA	3P	3PA	FT	FTA	OR	DR	TOT	A	PF	ST	TO	BS	+/-	PTS
17 Erica Wheeler	F	19:14	3	6	0	1	0	0	0	3	3	1	3	2	2	0	-11	6
30 Nneka Ogumike	F	28:15	9	17	1	2	0	0	0	5	5	3	3	1	1	0	-15	19
13 Chiney Ogumike	C	30:40	4	10	0	0	3	5	3	2	5	2	5	1	2	0	-8	11
15 Brittney Sykes	G	22:33	1	7	0	1	0	0	0	2	2	2	1	0	0	0	-7	2
20 Kristi Toliver	G	18:14	3	6	1	3	2	2	0	2	2	5	4	0	2	0	-9	9
2 Te'a Cooper		21:13	2	5	2	3	2	2	0	1	1	1	3	1	2	0	-20	8
12 Nia Coffey		20:43	3	7	1	2	1	2	0	3	3	0	1	1	0	0	-33	8
22 Arella Guirantes		21:19	2	9	0	3	2	2	1	4	5	1	2	1	0	0	-16	6
40 Jasmine Walker		02:36	0	1	0	1	0	2	0	0	0	0	0	0	0	1	-8	0
32 Bria Holmes		15:13	0	6	0	1	0	0	1	1	2	3	2	1	2	0	-13	0
200:00			27	74	5	17	10	15	5	23	28	18	24	8	11	1	-28	69
			36.5%		29.4%		66.7%		TM REB: 7		TOT TO: 13 (9 PTS)							

HOME: LAS VEGAS ACES (2-1)

	POS	MIN	FG	FGA	3P	3PA	FT	FTA	OR	DR	TOT	A	PF	ST	TO	BS	+/-	PTS
0 Jackie Young	F	30:37	5	8	0	0	7	9	0	2	2	1	1	1	1	1	22	17
22 A'ja Wilson	F	29:44	6	10	0	0	5	5	1	7	8	2	2	1	1	3	21	17
8 Liz Cambage	C	20:39	4	8	0	1	3	5	1	9	10	0	3	0	3	2	15	11
2 Riquna Williams	G	23:34	2	7	1	4	2	2	0	3	3	2	1	1	0	2	7	7
12 Chelsea Gray	G	30:02	7	8	2	3	2	2	0	5	5	6	0	2	4	1	23	18
5 Dearica Hamby		25:39	6	13	1	3	4	4	1	9	10	2	1	2	0	0	28	17
19 JiSu Park		18:09	1	2	0	0	0	0	0	3	3	1	4	0	3	3	16	2
24 Destiny Slocum		15:12	2	5	0	2	2	3	0	0	0	4	1	0	0	0	14	6
32 Emma Cannon		06:24	0	1	0	1	2	2	1	2	3	0	2	0	3	0	-6	2
200:00			33	62	4	14	27	32	4	40	44	18	15	7	15	12	28	97
			53.2%		28.6%		84.4%		TM REB: 7		TOT TO: 15 (14 PTS)							

SCORE BY PERIOD	1	2	3	4	FINAL
Sparks	20	16	18	15	69
ACES	25	31	20	21	97

Inactive: Sparks - Zahui B (Not With Team)

Inactive: Aces - McCoughtry (Injury/Illness - Right knee), Plum (Not With Team)

Points in the Paint: Sparks 28 (14/32), ACES 34 (17/28)

2nd Chance Points: Sparks 8 (4/6), ACES 6 (2/2)

Fast Break Points: Sparks 6 (3/3), ACES 8 (4/5)

Biggest Lead: Sparks 5, ACES 29

Lead Changes: 7

Times Tied: 0

Technical fouls - Individual

Sparks (1): Sykes 6:32 3rd

ACES (1): Cambage 6:32 3rd

Flagrant Fouls

Sparks (1): 0:13 4th Ogumike-FLG1

ACES (0): NONE

LOS ANGELES SPARKS HIGHS

Points, Game.....98 vs. IND 6/3
 Points, First Half.....53 vs. PHO 6/16
 Points, Second Half.....50 vs. IND 6/3
 Points, 1Q.....27 vs. PHO 6/16
 Points, 2Q.....32 vs. WAS 6/24
 Points, 3Q.....23 vs. IND 6/3
 Points, 4Q.....27 vs. IND 6/3
 Points, Overtime..... 9 @ CHI 5/30

Field Goals Made.....37 vs. IND 6/3
 Field Goals Att.....80 vs. PHO 6/17
 Field Goal Percentage.....56.1% vs. IND 6/3
 3FG Made.....14 vs. IND 6/3
 3FG Att.....30 @ DAL 6/1
 3FG Percentage.....58.8% vs. WAS 6/24
 Free Throws Made.....19 @ WAS 6/10
 Free Throws Att.....28 @ WAS 6/10
 FT Percentage.....91.7% @ DAL 6/1

Offensive Rebounds...14 vs. PHO 6/17
 Defensive Rebounds....29 vs. CHI 6/5
 Total Rebounds.....38 vs. CHI 6/5
 Assists.....20 @ CHI 5/30
 Steals.....17 vs. NYL 6/20
 Turnovers.....19 @ CHI 5/30
 Blocked Shots.....10 @ DAL 6/1
 Personal Fouls.....25 vs. PHO 6/18

OPPONENT HIGHS

Points, Game.....97 @ LVA 5/21
 Points, First Half.....56 @ LVA 5/21
 Points, Second Half.....50 vs. DAL 5/14
 Points, 1Q.....27 @ CHI 5/30
 Points, 2Q.....31 @ LVA 5/21
 Points, 3Q.....26 vs. DAL 5/14
 Points, 4Q.....25 @ DAL 6/1
 Points, Overtime.....6 @ CHI 5/30

Field Goals Made.....34 vs. DAL 5/14
 Field Goals Att.....74 vs. PHO 6/27
 Field Goal Percentage....53.2% @ LVA 5/21
 3FG Made.....11 vs. WAS 6/24
 3FG Att.....31 vs. NYL 6/20
 3FG Percentage.....50.0% @ MIN 6/12
 Free Throws Made.....27 @ LVA 5/21
 Free Throws Att.....32 @ LVA 5/21
 FT Percentage.....100% @ CHI 5/30

LOS ANGELES SPARKS LOWS

-Points, Game.....64 @ MIN 6/12
 -Points, First Half.....28 @ DAL 6/1
 -Points, Second Half..... 28 vs. CHI 6/5
 -Points, 1Q.....13 @ CHI 5/30
 -Points, 2Q.....7 @ DAL 6/1
 -Points, 3Q.....9 vs. CHI 6/5
 -Points, 4Q.....7 @ MIN 6/10
 -Points, Overtime..... 9 @ CHI 5/30

-Field Goals Made..... 22 @ WAS 6/10
 -Field Goals Att..... 60 vs. PHO 6/18
 -Field Goal Percentage.....32.8% @ WAS 6/10
 -3FG Made.....3 vs. CHI 6/5
 -3FG Att..... 14 vs. PHO 6/18
 -3FG Percentage..... 15.8% vs. CHI 6/5
 -Free Throws Made.....4 vs. PHO 6/16
 -Free Throws Att..... 6 vs. PHO 6/16
 -FT Percentage..... 50.0% vs. NYL 6/20

-Offensive Rebounds.....0 vs. WAS 6/24
 -Defensive Rebounds..... 18 @ MIN 6/12
 -Total Rebounds..... 24 @ DAL 6/1
 -Assists..... 10 vs. PHO 6/18
 -Steals..... 3 vs. PHO 6/16
 -Turnovers..... 5 vs. PHO 6/16
 -Blocked Shots..... 2 vs. NYL 6/20
 -Personal Fouls..... 17 vs. DAL 5/14

OPPONENT LOWS

-Points, Game.....63 vs. CHI 6/5
 -Points, First Half.....25 vs. IND 6/3
 -Points, Second Half.....28 @ CHI 5/28
 -Points, 1Q.....10 @ CHI 5/30
 -Points, 2Q.....11 vs. IND 6/3
 -Points, 3Q.....8 @ MIN 6/12
 -Points, 4Q.....14 vs. PHO 6/16
 -Points, Overtime.....6 @ CHI 5/30

-Field Goals Made..... 12 @ CHI 5/30
 -Field Goals Att..... 12 @ CHI 5/30
 -Field Goal Percentage.....33.9% vs. CHI 6/5
 -3FG Made..... 5 vs. PHO 6/18
 -3FG Att.....14 @ LVA 5/21
 -3FG Percentage..... 27.8% vs. CHI 6/5
 -Free Throws Made..... 11 vs. PHO 6/27
 -Free Throws Att.....12 @ DAL 6/1
 -FT Percentage.....68.8% vs. IND 6/3

2021 TEAM BOX SCORE

Date	Opponent	MINS	FG-A	PCT	3PM-A	PCT	FTM-A	PCT	OFF	DEF	TOI	AST	STL	BLK	TO	PF	PTS
5/14	vs DAL	40:00	28-78	.359	7-27	.259	8-14	.571	6	19	25	15	12	3	15	17	71
5/21	@ LVA	40:00	27-74	.365	5-17	.294	10-15	.667	5	23	28	18	8	1	11	24	69
5/28	@CHI	40:00	26-66	.394	9-19	.474	15-18	.833	9	21	30	17	13	3	20	18	76
5/30	@CHI	45:00	30-73	.411	8-18	.444	14-18	.778	8	25	33	20	11	8	20	19	82
6/1	@DAL	40:00	24-64	.375	10-30	.333	11-12	.917	4	20	24	11	5	10	12	19	69
6/3	vs IND	40:00	37-66	.561	14-28	.500	10-11	.909	2	25	27	14	9	4	8	18	98
6/5	vs CHI	40:00	25-68	.368	3-19	15.8	15-21	.714	9	29	38	13	4	6	11	20	68
6/10	@WAS	40:00	22-67	.328	8-23	.348	19-28	.679	9	22	31	13	6	4	11	19	71
6/12	@MIN	40:00	23-70	.329	8-23	.348	10-12	.833	9	18	27	15	9	5	13	18	64
6/16	vs PHO	40:00	36-80	.450	9-28	.321	4-6	.667	14	21	35	17	3	6	5	23	85
6/18	vs PHO	40:00	25-55	.455	5-16	.313	25-31	.806	4	29	33	13	8	3	12	19	80
6/20	vs NYL	40:00	31-68	.456	6-24	.250	5-10	.500	8	19	27	16	17	2	18	19	73
6/24	vs WAS	40:00	33-64	.516	10-17	.588	13-15	.867	0	22	22	16	8	6	12	18	89
6/26	@PHO	40:00	31-74	.419	6-20	.300	11-15	.733	5	26	31	14	7	3	9	24	79
6/30	vs LVA																
7/2	vs LVA																
7/4	vs SEA																
7/7	@SEA																
7/11	vs MIN																
8/15	vs IND																
8/17	vs ATL																
8/19	vs ATL																
8/22	@NYL																
8/24	@WAS																
8/26	@CON																
8/28	@CON																
8/31	@IND																
9/2	@MIN																
9/9	vs CON																
9/12	vs SEA																
9/16	@ATL																
9/19	@DAL																
Total	—	565:00	396-972	.407	107-308	.347	161-217	.742	93	313	406	209	120	63	182	281	1060

2021 TEAM AVERAGES


	G	MPG	PPG	RPG	APG	SPG	BPG	FG%	3FG%	FT%	TO	PF
Sparks	14	40.4	75.7	29.0	14.9	8.6	4.5	40.7	34.7	74.2	13.0	20.1
Opponent	14	40.4	79.4	40.1	16.7	5.9	4.4	42.4	36.5	83.4	19.9	18.8

#1	AMANDA ZAHUI B.	CENTER	6-5	9/8/93	MINNESOTA	7TH SEASON
----	-----------------	--------	-----	--------	-----------	------------

2021 Regular Season Averages:

G-GS	PPG	RPG	APG	SPG	BPG	MPG	FG%	3FG%	FT%
12-9	10.8	5.5	0.7	0.8	1.4	26.1	43.6	31.7	81.8

	2021 Season Highs	Career Highs	Playoff Career Highs
PTS	17, @ CHI 5/30/21	37, @ LAS 6/15/19	2, vs PHO 9/24/16
REB	10, vs CHI 6/5/21	21, @ LVA 8/29/20	2, two times
AST	2, two times	5, two times	—
STL	2, @ CHI 5/28/21	4, vs. MIN 8/5/20	—
BLK	4, vs CHI 6/5/21	6, vs. LAS 6/4/19	1, @ PHO 9/17/15
FGM	7, @ CHI 5/30/21	13, @ LAS 6/15/19	1, vs PHO 9/24/16
3FGM	3, vs PHO 6/16/21	7, @ LAS 6/15/19	—
FTM	3, @ MIN 6/12/21	6, two times	—
MINS	36:20, @ MIN 6/12/21	36:20, @ MIN 6/12/21	6, vs PHO 9/24/16



GAME BY GAME STATS

Date	Opponent	MINS	FG-A	PCI	3PM-A	PCI	FTM-A	PCI	QFF	DEF	TOI	AST	STL	BLK	TO	PF	PTS
5/14	vs DAL	DNP - Back	—	—	—	—	—	—	—	—	—	—	—	—	—	—	—
5/21	@ LVA	DNP - Back	—	—	—	—	—	—	—	—	—	—	—	—	—	—	—
5/28	@CHI	16:24	3-5	.600	2-3	.667	0-0	—	0	2	2	0	2	1	4	3	8
5/30	@CHI	34:59	7-8	.875	2-3	.667	1-1	1.000	0	8	8	0	1	3	3	3	17
6/1	@DAL	21:28	4-9	.444	2-6	.333	0-0	—	1	2	3	2	1	1	3	2	10
6/3	vs IND	24:16	3-9	.333	1-7	.143	0-0	—	0	7	7	2	0	1	1	2	7
6/5	vs CHI	30:53	6-14	.429	0-5	.000	1-2	.500	2	8	10	2	1	4	1	4	13
6/10	@WAS	15:52	3-6	.500	1-2	.500	2-2	1.000	0	4	4	0	0	1	3	3	9
6/12	@MIN	36:20	5-14	.357	2-8	.250	3-4	.750	2	6	8	0	1	1	0	5	15
6/16	vs PHO	34:35	6-19	.316	3-11	.273	0-0	—	0	7	7	0	0	2	0	4	15
6/18	vs PHO	18:59	2-6	.333	1-4	.250	0-0	—	0	6	6	1	1	0	1	6	5
6/20	vs NYL	11:24	2-4	.500	0-1	.000	0-0	—	0	2	2	0	1	0	2	3	4
6/24	vs WAS	34:23	6-13	.462	3-6	.500	2-2	1.000	0	5	5	1	1	3	1	3	17
6/26	@PHO	33:07	4-10	.400	2-4	.500	0-0	—	0	4	4	1	0	0	2	1	10
6/30	vs LVA																
7/2	vs LVA																
7/4	vs SEA																
7/7	@SEA																
7/11	vs MIN																
8/15	vs IND																
8/17	vs ATL																
8/19	vs ATL																
8/22	@NYL																
8/24	@WAS																
8/26	@CON																
8/28	@CON																
8/31	@IND																
9/2	@MIN																
9/9	vs CON																
9/12	vs SEA																
9/16	@ATL																
9/19	@DAL																
Total	—	313:17	51-117	.436	19-60	.317	9-11	.818	5	61	66	8	9	17	21	39	130

#2	TE'A COOPER	GUARD	5-8	4/16/97	BAYLOR	2ND SEASON
----	-------------	-------	-----	---------	--------	------------

2021 Regular Season Averages:

G-GS	PPG	RPG	APG	SPG	BPG	MPG	FG%	3FG%	FT%
13-6	10.3	1.7	1.5	1.0	0.2	21.8	39.0	34.5	80.0

	2021 Season Highs	Career Highs	Playoff Career Highs
PTS	26, vs WASH 6/24/21	26, vs WASH 6/24/21	3, vs CON 9/17/20
REB	3, three times	6, @CON 8/28/20	—
AST	4, two times	4, two times	2, vs CON 9/17/20
STL	2, three times	2, three times	1, vs CON 9/17/20
BLK	2, @ MIN 6/12/21	2, @ MIN 6/12/21	—
FGM	10, vs WASH 6/24/21	10, vs WASH 6/24/21	1, vs CON 9/17/20
3FGM	2, three times	3, @NYL 9/8/20	1, vs CON 9/17/20
FTM	5, two times	5, two times	—
MINS	32:25, vs CHI 6/5/21	32:50, @DAL 6/1/21	20, vs CON 9/17/20



GAME BY GAME STATS


Date	Opponent	MINS	FG-A	PCT	3PM-A	PCT	FTM-A	PCI	QFF	DEF	TOT	AST	STL	BLK	TO	PF	PTS
5/14	vs DAL	17:30	1-10	.100	1-3	.333	1-2	.500	0	2	2	1	2	0	1	2	4
5/21	@ LVA	21:13	2-5	.400	2-3	.667	2-2	1.000	0	1	1	1	1	0	2	3	8
5/28	@CHI	13:40	2-9	.222	0-3	.000	1-2	.500	0	0	0	0	0	0	1	4	5
5/30	@CHI	10:10	0-6	.000	0-0	—	0-0	—	0	3	3	1	1	0	3	0	0
6/1	@DAL	32:50	4-12	.333	0-3	.000	4-4	1.000	0	3	3	4	1	0	0	3	12
6/3	vs IND	17:09	5-8	.625	1-2	.500	4-5	.800	0	1	1	0	0	0	1	3	15
6/5	vs CHI	32:25	4-9	.444	1-4	.250	4-6	.667	0	2	2	0	0	0	2	3	13
6/10	@WAS	21:33	3-14	.214	0-2	.000	5-6	.833	1	2	3	2	2	1	2	2	11
6/12	@MIN	31:24	6-10	.600	2-3	.667	3-3	1.000	0	1	1	2	2	2	4	2	17
6/16	vs PHO	—	—	—	—	—	—	—	—	—	—	—	—	—	—	—	—
6/18	vs PHO	13:42	0-3	.000	0-1	.000	0-0	—	0	2	2	1	1	0	1	1	0
6/20	vs NYL	14:56	1-3	.333	0-0	—	1-2	.500	0	1	1	1	0	0	1	1	3
6/24	vs WAS	26:55	10-15	.667	1-1	.100	5-6	.833	0	3	3	4	2	0	0	2	26
6/26	@PHO	31:01	8-14	.571	2-4	.500	2-2	1.000	0	1	1	2	1	0	3	3	20
6/30	vs LVA																
7/2	vs LVA																
7/4	vs SEA																
7/7	@SEA																
7/11	vs MIN																
8/15	vs IND																
8/17	vs ATL																
8/19	vs ATL																
8/22	@NYL																
8/24	@WAS																
8/26	@CON																
8/28	@CON																
8/31	@IND																
9/2	@MIN																
9/9	vs CON																
9/12	vs SEA																
9/16	@ATL																
9/19	@DAL																
Total	—	284:20	46-118	.390	10-29	.345	32-40	.800	1	21	22	19	13	3	21	29	134

#7	MARIA VADEEVA	CENTER	6-4	7/16/98	RUSSIA	3RD SEASON
----	---------------	--------	-----	---------	--------	------------

2019 Regular Season Averages:

G-GS	PPG	RPG	APG	SPG	BPG	MPG	FG%	3FG%	FT%
15-1	7.8	3.9	0.7	1.0	0.2	12.0	.490	.313	.769

	2019 Season Highs	Career Highs	Playoff Career Highs
PTS	24, @ LVA 5/26/19	24, @ LVA 5/26/19	2, two times
REB	8, two times	8, two times	4, vs CON 9/22/19
AST	3, two times	3, two times	2, vs SEA 9/15/19
STL	3, vs MIN 8/20/19	3, vs MIN 8/20/19	—
BLK	3, @ LVA 5/26/19	3, two times	1, three times
FGM	11, @ LVA 5/26/19	11, @ LVA 5/26/19	1, two times
3FGM	2, @ LVA 5/26/19	2, two times	—
FTM	4, vs SEA 8/4/19	4, vs SEA 8/4/19	—
MINs	24:12, @ LVA 5/26/19	24:12, @ LVA 5/26/19	13:30 vs CON 9/22/19



GAME BY GAME STATS

[illegible]

2021 Regular Season Averages:

G-GS	PPG	RPG	APG	SPG	BPG	MPG	FG%	3FG%	FT%
14-10	8.5	3.9	0.9	1.0	1.4	26.6	43.6	44.2	66.7

	2021 Season Highs	Career Highs	Playoff Career Highs
PTS	17, @ CHI 5/30/21	23, vs SEA 5/27/18	—
REB	9, vs CHI 6/5/21	12, vs PHO 6/17/18	—
AST	3, vs CHI 6/5/21	6, @ CHI 6/3/18	—
STL	4, @ CHI 5/30/21	4, @CHI 5/30/21	—
BLK	6, @ DAL 6/1/21	6, @DAL 6/1/21	—
FGM	6, two times	8, vs SEA 5/27/18	—
3FGM	3, four times	3, four times	—
FTM	4, two times	7, two times	—
MINS	32:58, vs CHI 6/5/21	32:58, vs CHI 6/5/21	—



GAME BY GAME STATS

Date	Opponent	MINS	FG-A	PCT	3PM-A	PCT	FTM-A	PCT	OFF	DEF	TOT	AST	STL	BLK	TQ	PF	PTS
5/14	vs DAL	19:41	4-8	.500	2-4	.500	0-2	.000	2	2	4	1	1	2	4	2	10
5/21	@ LVA	20:43	3-7	.429	1-2	.500	1-2	.500	0	3	3	0	1	0	0	1	8
5/28	@CHI	16:59	3-5	.600	3-4	.750	0-0	—	1	4	5	1	1	1	0	1	9
5/30	@CHI	31:04	6-12	.500	3-5	.600	0-0	—	1	3	4	1	4	2	1	2	17
6/1	@DAL	28:28	3-8	.375	2-5	.400	0-0	—	1	5	6	1	1	6	1	4	8
6/3	vs IND	30:36	4-4	1.000	3-3	1.000	4-5	.800	0	1	1	1	0	2	0	4	13
6/5	vs CHI	32:25	4-11	.364	0-3	.000	2-2	1.000	1	8	9	3	3	2	0	2	10
6/10	@WAS	20:12	1-8	.125	0-3	.000	3-4	.750	2	2	4	0	0	0	0	2	5
6/12	@MIN	24:52	3-6	.500	2-4	.500	0-0	—	1	3	4	1	0	2	3	4	8
6/16	vs PHO	24:54	2-5	.400	0-3	.000	0-0	—	0	1	1	0	1	0	0	4	4
6/18	vs PHO	29:15	2-4	.500	1-1	1.000	0-0	—	1	2	3	1	1	0	2	3	5
6/20	vs NYL	32:12	6-13	.462	3-8	.375	0-0	—	0	3	3	1	0	2	4	2	15
6/24	vs WAS	31:19	1-4	.250	1-3	.333	0-0	—	0	1	1	1	1	1	2	2	3
6/26	@PHO	28:43	2-6	.333	2-4	.500	0-0	—	1	6	7	1	1	0	1	4	6
6/30	vs LVA																
7/2	vs LVA																
7/4	vs SEA																
7/7	@SEA																
7/11	vs MIN																
8/15	vs IND																
8/17	vs ATL																
8/19	vs ATL																
8/22	@NYL																
8/24	@WAS																
8/26	@CON																
8/28	@CON																
8/31	@IND																
9/2	@MIN																
9/9	vs CON																
9/12	vs SEA																
9/16	@ATL																
9/19	@DAL																
Total	—	372:52	44-101	.436	23-52	.442	8-12	.667	11	44	55	13	15	20	18	37	119

2021 Regular Season Averages:

G-GS	PPG	RPG	APG	SPG	BPG	MPG	FG%	3FG%	FT%
3-3	9.0	5.7	2.0	0.7	0.7	27.3	34.5	66.7	71.4

	2021 Season Highs	Career Highs	Playoff Career Highs
PTS	12, vs DAL 5/14/21	30, vs SEA 6/15/18	10, @CON 9/19/19
REB	6, two times	17, vs NY 6/29/14	5, @CON 9/19/19
AST	2, three times	4, vs NY 6/14/19	2, vs SEA 9/15/19
STL	1, two times	4, two times	2, vs PHX 9/23/19
BLK	1, @ CHI 5/28/21	7, vs DAL 7/20/16	2, @CON 9/17/19
FGM	5, vs DAL 5/14/21	13, vs SEA 6/15/18	14 @CON 9/19/19
3FGM	2, vs DAL 5/14/21	2, vs DAL 5/14/21	—
FTM	3, @ LVA 5/21/21	8, two times	—
MIN	30:40, @ LVA 5/21/21	40, two times	19, vs PHO 8/23/18



GAME BY GAME STATS

Date	Opponent	MINS	FG-A	PCT	3PM-A	PCT	FTM-A	PCT	OFF	DEF	TOT	AST	STL	BLK	TO	PF	PTS
5/14	vs DAL	27:11	5-11	.455	2-3	.667	0-0	—	1	5	6	2	1	0	1	4	12
5/21	@ LVA	30:40	4-10	.400	0-0	—	3-5	.600	3	2	5	2	1	0	2	5	11
5/28	@CHI	24:00	1-8	.125	0-0	—	2-2	1.000	2	4	6	2	0	1	3	4	4
5/30	@CHI	DNP - KNEE	—	—	—	—	—	—	—	—	—	—	—	—	—	—	—
6/1	@DAL	DNP - KNEE	—	—	—	—	—	—	—	—	—	—	—	—	—	—	—
6/3	vs IND	DNP - KNEE	—	—	—	—	—	—	—	—	—	—	—	—	—	—	—
6/5	vs CHI	DNP - KNEE	—	—	—	—	—	—	—	—	—	—	—	—	—	—	—
6/10	@WAS	DNP - KNEE	—	—	—	—	—	—	—	—	—	—	—	—	—	—	—
6/12	@MIN	DNP - KNEE	—	—	—	—	—	—	—	—	—	—	—	—	—	—	—
6/16	vs PHO	DNP - KNEE	—	—	—	—	—	—	—	—	—	—	—	—	—	—	—
6/18	vs PHO	DNP - KNEE	—	—	—	—	—	—	—	—	—	—	—	—	—	—	—
6/20	vs NYL	DNP - KNEE	—	—	—	—	—	—	—	—	—	—	—	—	—	—	—
6/24	vs WAS	DNP - KNEE	—	—	—	—	—	—	—	—	—	—	—	—	—	—	—
6/26	@PHO	DNP - KNEE	—	—	—	—	—	—	—	—	—	—	—	—	—	—	—
6/30	vs LVA																
7/2	vs LVA																
7/4	vs SEA																
7/7	@SEA																
7/11	vs MIN																
8/15	vs IND																
8/17	vs ATL																
8/19	vs ATL																
8/22	@NYL																
8/24	@WAS																
8/26	@CON																
8/28	@CON																
8/31	@IND																
9/2	@MIN																
9/9	vs CON																
9/12	vs SEA																
9/16	@ATL																
9/19	@DAL																
Total	—	81:51	10-29	.345	2-3	.667	5-7	.714	6	11	17	6	2	1	6	13	27

#15	BRITTNEY SYKES	GUARD	5-9	2/7/94	SYRACUSE	5TH SEASON
-----	----------------	-------	-----	--------	----------	------------

2021 Regular Season Averages:

G-GS	PPG	RPG	APG	SPG	BPG	MPG	FG%	3FG%	FT%
14-2	8.2	4.4	1.9	1.9	0.6	25.4	38.9	17.6	70.6

	2021 Season Highs	Career Highs	Playoff Career Highs
PTS	14, three times	33, vs PHO 9/3/17	17, @WAS 8/31/18
REB	9, vs PHO 6/16/21	13, vs PHO 7/25/17	6, vs WAS 8/28/18
AST	4, two times	7, vs IND 7/1/18	3, vs WAS 9/4/18
STL	7, vs NYL 6/20/21	7, vs NYL 6/20/21	2, two times
BLK	2, @CHI 5/30/21	3, three times	1, vs WAS 8/28/18
FGM	6, vs PHO 6/16/21	12, vs PHO 9/3/17	6, three times
3FGM	2, @ CHI 5/30/21	4, two times	3, two times
FTM	4, three times	12, vs WAS 7/19/17	2, two times
MINS	31:55, @ PHO 6/27/21	37, vs CON 8/15/17	28, @WAS 9/2/18



GAME BY GAME STATS

Date	Opponent	MINS	FG-A	PCI	3PM-A	PCI	FTM-A	PCI	QFF	DEE	TOI	AST	STL	BLK	TQ	PF	PTS
5/14	vs DAL	26:34	2-7	.286	0-4	.000	2-4	.500	0	2	2	3	2	1	1	0	6
5/21	@ LVA	22:33	1-7	.143	0-5	.000	0-0	—	0	2	2	2	0	0	0	1	2
5/28	@CHI	28:22	4-11	.364	1-3	.333	2-2	1.000	2	3	5	3	5	0	3	3	11
5/30	@CHI	25:59	2-6	.333	2-3	.667	0-0	—	2	1	3	2	1	2	2	4	6
6/1	@DAL	25:13	1-6	.167	0-2	.000	4-4	1.000	0	4	4	1	0	1	2	3	6
6/3	vs IND	26:17	4-9	.444	0-1	.000	0-0	—	1	5	6	2	3	0	1	2	8
6/5	vs CHI	20:20	0-3	.000	0-0	—	1-2	.500	0	4	4	2	0	0	0	3	1
6/10	@WAS	21:26	3-8	.375	0-1	.000	4-6	.667	1	2	3	1	0	1	0	1	10
6/12	@MIN	24:36	1-7	.143	0-0	—	0-0	—	2	4	6	4	3	0	0	2	2
6/16	vs PHO	23:24	6-10	.600	0-0	—	2-3	.667	5	4	9	1	1	1	2	2	14
6/18	vs PHO	22:04	5-8	.625	0-0	—	4-5	.800	1	4	5	0	1	0	0	4	14
6/20	vs NYL	30:30	5-10	.500	0-1	.000	0-1	.000	2	2	4	0	7	0	1	2	10
6/24	vs WAS	27:16	5-8	.625	0-0	—	4-4	1.000	0	3	3	2	1	2	1	3	14
6/26	@PHO	31:55	5-13	.385	0-1	.000	1-3	.333	1	5	6	4	3	1	1	3	11
6/30	vs LVA																
7/2	vs LVA																
7/4	vs SEA																
7/7	@SEA																
7/11	vs MIN																
8/15	vs IND																
8/17	vs ATL																
8/19	vs ATL																
8/22	@NYL																
8/24	@WAS																
8/26	@CON																
8/28	@CON																
8/31	@IND																
9/2	@MIN																
9/9	vs CON																
9/12	vs SEA																
9/16	@ATL																
9/19	@DAL																
Total	—	357:26	44-113	.389	3-17	.176	24-34	.706	17	45	62	27	27	9	14	33	115

#17	ERICA WHEELER	GUARD	5-7	5/2/91	RUTGERS	6TH SEASON
-----	---------------	-------	-----	--------	---------	------------

2021 Regular Season Averages:

G-GS	PPG	RPG	APG	SPG	BPG	MPG	FG%	3FG%	FT%
13-13	12.5	2.9	4.4	1.2	0.2	26.7	39.3	32.3	85.0

	2021 Season Highs	Career Highs	Playoff Career Highs
PTS	22, vs CHI 6/5/21	33, @NYL 8/8/17	10, vs PHO 9/21/16
REB	6, vs NYL 6/20/21	7, three times	3, vs PHO 9/21/16
AST	10, two times	10, two times	3, vs PHO 9/21/16
STL	3, three times	5, vs ATL 7/31/19	—
BLK	2, vs PHO 6/16/21	2, two times	—
FGM	9, two times	12, @NYL 8/8/17	3, vs PHO 9/21/16
3FGM	3, vs IND 6/3/21	7, @NYL 8/8/17	2, vs PHO 9/21/16
FTM	7, two times	9, vs PHO 6/7/17	2, vs PHO 9/21/16
MINS	34:50, @ CHI 5/30/21	42, vs PHO 6/7/17	25, vs PHO 9/21/16



GAME BY GAME STATS

Date	Opponent	MINS	FG-A	PCI	3PM-A	PCI	FTM-A	PCI	QFF	DEF	TOI	AST	STL	BLK	IQ	PF	PTS
5/14	vs DAL	19:25	2-8	.250	0-3	.000	0-0	—	0	2	2	2	0	0	3	4	4
5/21	@ LVA	19:14	3-6	.500	0-1	.000	0-0	—	0	3	3	1	2	0	2	3	6
5/28	@CHI	25:44	3-5	.500	1-1	1.000	6-7	.857	0	0	0	6	3	0	2	0	13
5/30	@CHI	34:50	6-19	.316	0-1	.000	5-6	.833	0	0	0	7	3	0	5	4	17
6/1	@DAL	22:08	2-12	.167	1-5	.200	0-0	—	0	2	2	0	1	0	2	2	5
6/3	vs IND	24:10	5-9	.556	3-4	.750	1-1	1.000	0	1	1	5	2	0	2	3	14
6/5	vs CHI	34:25	7-13	.538	1-3	.333	7-7	1.000	1	4	5	5	0	0	3	2	22
6/10	@WAS	25:40	3-10	.300	2-4	.500	0-0	-	0	3	3	4	1	0	1	1	8
6/12	@MIN	21:48	3-9	.333	0-0	—	3-4	.750	1	1	2	2	0	0	1	0	9
6/16	vs PHO	30:41	8-17	.471	1-2	.500	1-1	1.000	2	3	5	10	0	2	1	4	18
6/18	vs PHO	29:25	5-14	.357	0-3	.000	7-9	.778	2	3	5	2	0	0	3	3	17
6/20	vs NYL	31:13	9-15	.600	0-1	.000	2-3	.667	1	5	6	10	3	0	4	3	20
6/24	vs WAS	27:54	3-12	.250	1-2	.500	2-2	1.000	0	4	4	3	1	0	2	2	9
6/26	@PHO	32:09	9-19	.474	0-4	.000	3-4	.750	0	3	3	4	2	1	1	5	21
6/30	vs LVA																
7/2	vs LVA																
7/4	vs SEA																
7/7	@SEA																
7/11	vs MIN																
8/15	vs IND																
8/17	vs ATL																
8/19	vs ATL																
8/22	@NYL																
8/24	@WAS																
8/26	@CON																
8/28	@CON																
8/31	@IND																
9/2	@MIN																
9/9	vs CON																
9/12	vs SEA																
9/16	@ATL																
9/19	@DAL																
Total	—	379:12	68-169	.402	10-34	.286	37-44	.841	7	34	41	61	18	3	32	36	183

2021 Regular Season Averages:

G-GS	PPG	RPG	APG	SPG	BPG	MPG	FG%	3FG%	FT%
13-13	9.8	1.4	2.5	0.7	0.0	26.8	43.1	37.0	86.7

	2021 Season Highs	Career Highs	Playoff Career Highs
PTS	22, vs IND 6/3/21	43, vs TUL 7/3/15	32, @NYL 9/10/17
REB	4, vs NYL 6/20/21	9, @CON 8/6/13	6, vs PHO 9/23/13
AST	5, three times	11, vs IND 8/8/19	10, @CON 10/6/19
STL	3, vs PHO 6/18/21	4, three times	5, @CHI 10/4/16
BLK	—	2, four times	1, four times
FGM	8, vs IND 6/3/21	15, vs TUL 7/3/15	10, @NYL 9/10/17
3FGM	4, @DAL 6/1/21	7, three times	9, @NYL 9/10/17
FTM	3, two times	14, vs TUL 6/20/12	10, vs SAS 9/27/12
MINS	35:01, vs NYL 6/20/21	44, vs TUL 6/8/13	40, 8/31/18



GAME BY GAME STATS

Date	Opponent	MINS	FG-A	FG%	3PM-A	3PT%	FTM-A	FT%	OREB	DEEB	TOTL	AST	STL	BLK	TO	PF	PTS
5/14	vs DAL	24:11	4-6	.667	2-4	.500	1-2	.500	0	0	0	2	1	0	3	1	11
5/21	@ LVA	18:14	3-6	.500	1-3	.333	2-2	1.000	0	2	2	5	0	0	2	4	9
5/28	@CHI	22:00	1-1	1.000	0-0	—	3-3	1.000	0	1	1	1	0	0	1	1	5
5/30	@CHI	27:17	0-3	.000	0-2	.000	0-0	—	0	1	1	5	1	0	1	1	0
6/1	@DAL	26:23	5-6	.833	4-5	.800	0-0	—	0	0	0	2	1	0	2	4	14
6/3	vs IND	27:41	8-12	.667	3-7	.429	3-3	1.000	0	2	2	0	0	0	2	2	22
6/5	vs CHI	29:12	2-8	.250	1-2	.500	0-0	—	2	0	2	2	0	0	2	4	5
6/10	@WAS	24:01	1-4	.250	1-3	.333	0-0	-	0	2	2	3	0	0	1	1	3
6/12	@MIN	33:06	5-18	.278	2-6	.333	1-1	1.000	0	0	0	5	1	0	3	3	13
6/16	vs PHO	29:20	7-14	.500	2-6	.333	1-1	1.000	2	0	2	0	0	0	0	3	17
6/18	vs PHO	28:35	3-10	.300	0-2	.000	2-2	1.000	0	1	1	2	3	0	1	1	8
6/20	vs NYL	35:01	6-17	.353	3-12	.250	0-0	—	2	2	4	2	1	0	3	3	15
6/24	vs WAS	23:57	2-4	.500	1-2	.500	0-1	.000	0	1	1	3	1	0	4	0	5
6/26	@PHO	DNP - EYE	—	—	—	—	—	—	—	—	—	—	—	—	—	—	—
6/30	vs LVA																
7/2	vs LVA																
7/4	vs SEA																
7/7	@SEA																
7/11	vs MIN																
8/15	vs IND																
8/17	vs ATL																
8/19	vs ATL																
8/22	@NYL																
8/24	@WAS																
8/26	@CON																
8/28	@CON																
8/31	@IND																
9/2	@MIN																
9/9	vs CON																
9/12	vs SEA																
9/16	@ATL																
9/19	@DAL																
Total	—	349:00	47-109	.431	20-54	.370	13-15	.867	6	12	18	32	9	0	25	28	127

#22	ARELLA GUIRANTES	GUARD	5-11	10/15/97	RUTGERS	1ST SEASON
-----	------------------	-------	------	----------	---------	------------

2021 Regular Season Averages:

G-GS	PPG	RPG	APG	SPG	BPG	MPG	FG%	3FG%	FT%
11-2	3.4	1.3	0.5	0.5	0.2	10.2	28.9	35.7	75.0

	2021 Season Highs	Career Highs	Playoff Career Highs
PTS	6, @ LVA 5/21/21	6, @ LVA 5/21/21	—
REB	5, @ LVA 5/21/21	5, @ LVA 5/21/21	—
AST	2, @ CHI 5/28/21	2, @ CHI 5/28/21	—
STL	2, vs IND 6/3/21	2, vs IND 6/3/21	—
BLK	1, vs IND 6/3/21	1, vs IND 6/3/21	—
FGM	2, four times	2, four times	—
3FGM	1, three times	1, three times	—
FTM	2, two times	2, @ LVA 5/21/21	—
MINS	21:19, @ LVA 5/21/21	21:19, @ LVA 5/21/21	—



GAME BY GAME STATS

Date	Opponent	MINS	FG-A	PCT	3PM-A	PCT	FTM-A	PCT	OFF	DEF	TOT	AST	STL	BLK	TQ	PE	PTS
5/14	vs DAL	8:10	2-5	.400	0-2	.000	0-0	—	0	0	0	0	1	0	0	0	4
5/21	@ LVA	21:19	2-9	.222	0-3	.000	2-2	1.000	1	4	5	1	1	0	0	2	6
5/28	@CHI	14:26	2-7	.285	1-1	1.000	0-0	—	1	0	1	2	0	0	0	1	5
5/30	@CHI	5:17	1-2	.500	1-1	1.000	0-0	—	1	1	2	1	0	0	1	0	3
6/1	@DAL	DNP - COACH	—	—	—	—	—	—	—	—	—	—	—	—	—	—	—
6/3	vs IND	19:51	2-6	.333	1-1	1.000	0-0	—	0	2	2	1	2	1	0	0	5
6/5	vs CHI	3:38	0-2	.000	0-0	—	0-0	—	0	1	1	0	0	0	2	1	0
6/10	@WAS	17:01	2-6	.333	2-3	.667	2-4	.500	0	0	0	0	1	1	0	0	8
6/12	@MIN	6:21	0-2	.000	0-0	—	0-0	—	1	1	2	0	0	0	1	1	0
6/16	vs PHO	5:30	0-1	.000	0-0	—	0-0	—	0	0	0	0	0	0	0	1	0
6/18	vs PHO	1:58	1-1	1.000	0-0	—	0-0	—	0	1	1	0	0	0	1	0	2
6/20	vs NYL	DNP - CD	—	—	—	—	—	—	—	—	—	—	—	—	—	—	—
6/24	vs WAS	DNP - CD	—	—	—	—	—	—	—	—	—	—	—	—	—	—	—
6/26	@PHO	8:44	1-4	.250	0-3	.000	2-2	1.000	0	0	0	1	0	0	0	1	4
6/30	vs LVA																
7/2	vs LVA																
7/4	vs SEA																
7/7	@SEA																
7/11	vs MIN																
8/15	vs IND																
8/17	vs ATL																
8/19	vs ATL																
8/22	@NYL																
8/24	@WAS																
8/26	@CON																
8/28	@CON																
8/31	@IND																
9/2	@MIN																
9/9	vs CON																
9/12	vs SEA																
9/16	@ATL																
9/19	@DAL																
Total	—	113:14	13-45	.289	5-14	.357	6-8	.750	4	10	14	6	5	2	5	7	37

2021 Regular Season Averages:

G-GS	PPG	RPG	APG	SPG	BPG	MPG	FG%	3FG%	FT%
5-5	16.4	7.0	1.2	0.6	0.2	29.6	58.6	33.3	80.0

	2021 Season Highs	Career Highs	Playoff Career Highs
PTS	21, @ CHI 5/30/21	38, vs ATL 6/30/16	27, vs CHI 9/28/16
REB	9, two times	20, @ IND 7/12/12	14, vs PHO 9/19/13
AST	3, @ LVA 5/21/21	8, two times	6, vs CHI 9/28/16
STL	2, @ CHI 5/28/21	6, two times	4, @ CHI 10/4/16
BLK	1, @DAL 6/1/21	5, vs ATL 6/30/16	3, @ CHI 10/4/16
FGM	9, @ LVA 5/21/21	13, two times	11, vs CHI 9/28/16
3FGM	1, two times	5, vs WAS 7/7/19	2, vs MIN 10/14/16
FTM	7, @ CHI 5/30/21	14, vs WAS 9/3/15	7, two times
MINS	39:23, @ CHI 5/30/21	46:59, @ CHI 8/18/17	37:59, @ MIN I 9/18/15



GAME BY GAME STATS

Date	Opponent	MINS	FG-A	FG%	3PM-A	3P%	FTM-A	FT%	ORE	DEF	TOT	AST	STL	BLK	TO	PF	PTS
5/14	vs DAL	26:20	8-14	.571	0-0	—	2-2	1.000	3	5	8	0	0	0	1	0	18
5/21	@ LVA	28:15	9-17	.529	1-2	.500	0-0	—	0	5	5	3	1	0	1	3	19
5/28	@CHI	28:54	6-11	.545	1-3	.333	1-2	.500	3	6	9	2	2	0	3	0	14
5/30	@CHI	39:23	7-11	.636	0-1	.000	7-9	.778	2	7	9	1	0	0	3	3	21
6/1	@DAL	25:01	4-5	.800	0-0	—	2-2	1.000	1	3	4	0	0	1	1	0	10
6/3	vs IND	DNP - KNEE	—	—	—	—	—	—	—	—	—	—	—	—	—	—	—
6/5	vs CHI	DNP - KNEE	—	—	—	—	—	—	—	—	—	—	—	—	—	—	—
6/10	@WAS	DNP - KNEE	—	—	—	—	—	—	—	—	—	—	—	—	—	—	—
6/12	@MIN	DNP - KNEE	—	—	—	—	—	—	—	—	—	—	—	—	—	—	—
6/16	vs PHO	DNP - KNEE	—	—	—	—	—	—	—	—	—	—	—	—	—	—	—
6/18	vs PHO	DNP - KNEE	—	—	—	—	—	—	—	—	—	—	—	—	—	—	—
6/20	vs NYL	DNP - KNEE	—	—	—	—	—	—	—	—	—	—	—	—	—	—	—
6/24	vs WAS	DNP - KNEE	—	—	—	—	—	—	—	—	—	—	—	—	—	—	—
6/26	@PHO	DNP - KNEE	—	—	—	—	—	—	—	—	—	—	—	—	—	—	—
6/30	vs LVA																
7/2	vs LVA																
7/4	vs SEA																
7/7	@SEA																
7/11	vs MIN																
8/15	vs IND																
8/17	vs ATL																
8/19	vs ATL																
8/22	@NYL																
8/24	@WAS																
8/26	@CON																
8/28	@CON																
8/31	@IND																
9/2	@MIN																
9/9	vs CON																
9/12	vs SEA																
9/16	@ATL																
9/19	@DAL																
Total	—	148:53	34-58	.586	2-6	.333	12-15	.800	9	26	35	6	3	1	9	6	82

2021 Regular Season Averages:

G-GS	PPG	RPG	APG	SPG	BPG	MPG	FG%	3FG%	FT%
2-0	0.0	0.5	1.0	1.0	0.5	10.0	0.0	0.0	0.0

	2021 Season Highs	Career Highs	Playoff Career Highs
PTS	—	—	—
REB	1, vs DAL 5/14/21	1, vs DAL 5/14/21	—
AST	2, vs DAL 5/14/21	2, vs DAL 5/14/21	—
STL	2, vs DAL 5/14/21	2, vs DAL 5/14/21	—
BLK	1, @ LVA 5/21/21	1, @ LVA 5/21/21	—
FGM	—	—	—
3FGM	—	—	—
FTM	—	—	—
MINS	17:22, vs DAL 5/14/21	17:22, vs DAL 5/14/21	—



GAME BY GAME STATS

Date	Opponent	MINS	FG-A	PGT	3PM-A	PGT	FTM-A	PGT	QFF	DEF	TOI	AST	STL	BLK	TO	PF	PTS
5/14	vs DAL	17:22	0-4	.000	0-3	.000	0-0	—	0	1	1	2	2	0	1	1	0
5/21	@ LVA	2:36	0-1	.000	0-1	.000	0-2	.000	0	0	0	0	0	1	0	0	0
5/28	@CHI	DNP - KNEE	-	-	-	-	-	-	-	-	-	-	-	-	-	-	-
5/30	@CHI	DNP - KNEE	—	—	—	—	—	—	—	—	—	—	—	—	—	—	—
6/1	@DAL	DNP - KNEE	—	—	—	—	—	—	—	—	—	—	—	—	—	—	—
6/3	vs IND	DNP - KNEE	—	—	—	—	—	—	—	—	—	—	—	—	—	—	—
6/5	vs CHI	DNP - KNEE	—	—	—	—	—	—	—	—	—	—	—	—	—	—	—
6/10	@WAS	DNP - KNEE	—	—	—	—	—	—	—	—	—	—	—	—	—	—	—
6/12	@MIN	DNP - KNEE	—	—	—	—	—	—	—	—	—	—	—	—	—	—	—
6/16	vs PHO	DNP - KNEE	—	—	—	—	—	—	—	—	—	—	—	—	—	—	—
6/18	vs PHO	DNP - KNEE	—	—	—	—	—	—	—	—	—	—	—	—	—	—	—
6/20	vs NYL	DNP - KNEE	—	—	—	—	—	—	—	—	—	—	—	—	—	—	—
6/24	vs WAS	DNP - KNEE	—	—	—	—	—	—	—	—	—	—	—	—	—	—	—
6/26	@PHO	DNP - KNEE	—	—	—	—	—	—	—	—	—	—	—	—	—	—	—
6/30	vs LVA																
7/2	vs LVA																
7/4	vs SEA																
7/7	@SEA																
7/11	vs MIN																
8/15	vs IND																
8/17	vs ATL																
8/19	vs ATL																
8/22	@NYL																
8/24	@WAS																
8/26	@CON																
8/28	@CON																
8/31	@IND																
9/2	@MIN																
9/9	vs CON																
9/12	vs SEA																
9/16	@ATL																
9/19	@DAL																
Total	—	19:58	0-5	.000	0-4	.000	0-2	.000	0	1	1	2	2	1	1	1	0

2021 Regular Season Averages:

G-GS	PPG	RPG	APG	SPG	BPG	MPG	FG%	3FG%	FT%
6-1	3.2	1.5	1.0	0.3	0.0	13.0	53.8	62.5	—

	2021 Season Highs	Career Highs	Playoff Career Highs
PTS	13, vs WASH 6/24/21	13, vs WASH 6/24/21	—
REB	3, vs PHO 6/16/21	3, vs PHO 6/16/21	1, @ WAS 8/23/18
AST	1, five times	3, @ ATL 7/23/19	—
STL	1, two times	2, vs SEA 9/8/19	—
BLK	—	2, two times	—
FGM	5, vs WASH 6/24/21	5, vs WASH 6/24/21	—
3FGM	3, vs WASH 6/24/21	3, vs WASH 6/24/21	—
FTM	—	—	—
MINS	20:00, vs NYL 6/20/21	20:52, vs SEA 9/8/19	2:30, @ WAS 8/23/18



GAME BY GAME STATS

Date	Opponent	MINS	FG-A	FG%	3PM-A	3P%	FTM-A	FT%	OFG	DEF	TOT	AST	STL	BLK	TO	PF	PTS
5/14	vs DAL	—	—	—	—	—	—	—	—	—	—	—	—	—	—	—	—
5/21	@ LVA	—	—	—	—	—	—	—	—	—	—	—	—	—	—	—	—
5/28	@CHI	—	—	—	—	—	—	—	—	—	—	—	—	—	—	—	—
5/30	@CHI	—	—	—	—	—	—	—	—	—	—	—	—	—	—	—	—
6/1	@DAL	—	—	—	—	—	—	—	—	—	—	—	—	—	—	—	—
6/3	vs IND	—	—	—	—	—	—	—	—	—	—	—	—	—	—	—	—
6/5	vs CHI	—	—	—	—	—	—	—	—	—	—	—	—	—	—	—	—
6/10	@WAS	9:32	1-2	.500	1-2	.500	0-0	—	0	1	1	1	1	0	1	3	3
6/12	@MIN	DNP - CD	—	—	—	—	—	—	—	—	—	—	—	—	—	—	—
6/16	vs PHO	13:23	1-3	.333	1-2	.500	0-0	—	1	2	3	1	0	0	0	1	3
6/18	vs PHO	1:58	0-0	—	0-0	—	0-0	—	0	0	0	1	0	0	0	0	0
6/20	vs NYL	20:00	0-2	.000	0-1	.000	0-0	—	1	1	2	1	1	0	0	3	0
6/24	vs WAS	16:26	5-5	1.000	3-3	1.000	0-0	—	0	2	2	1	0	0	0	3	13
6/26	@PHO	16:28	0-1	.000	0-0	—	0-0	—	0	1	1	1	0	0	0	4	0
6/30	vs LVA																
7/2	vs LVA																
7/4	vs SEA																
7/7	@SEA																
7/11	vs MIN																
8/15	vs IND																
8/17	vs ATL																
8/19	vs ATL																
8/22	@NYL																
8/24	@WAS																
8/26	@CON																
8/28	@CON																
8/31	@IND																
9/2	@MIN																
9/9	vs CON																
9/12	vs SEA																
9/16	@ATL																
9/19	@DAL																
Total	—	78:21	7-13	.538	5-8	.625	0-0	—	2	7	9	6	2	0	1	14	19