

LOS ANGELES SPARKS 2021 GAME NOTES



Indiana Fever (1-8) at Los Angeles Sparks (2-3) June 3, 2021

LA Convention Center | 7:30 p.m. (PT)
Spectrum SportsNet



REGULAR SEASON SCHEDULE

Date	Opponent	Time/Result	Record
5/14	DALLAS	L, 94-71	0-1
5/21	at Las Vegas	L, 97-69	0-2
5/28	at Chicago	W, 76-61	1-2
5/30	at Chicago	W, 82-79 OT	2-2
6/1	at Dallas	L, 79-69	2-3
6/3	INDIANA	12:00 pm	—
6/5	CHICAGO	12:00 pm	—
6/10	at Washington	4:00 pm	—
6/12	at Minnesota	5:00 pm	—
6/16	PHOENIX	7:30 pm	—
6/18	PHOENIX	7:30 pm	—
6/20	NEW YORK	1:00 pm	—
6/24	WASHINGTON	7:30 pm	—
6/26	at Phoenix	7:00 pm	—
6/30	LAS VEGAS	7:30 pm	—
7/2	LAS VEGAS	7:00 pm	—
7/4	SEATTLE	6:00 pm	—
7/7	at Seattle	6:00 pm	—
7/11	MINNESOTA	6:00 pm	—
8/15	INDIANA	6:00 pm	—
8/17	ATLANTA	7:30 pm	—
8/19	ATLANTA	7:30 pm	—
8/22	at New York	11:00 am	—
8/24	at Washington	4:00 pm	—
8/26	at Connecticut	4:00 pm	—
8/28	at Connecticut	4:00 pm	—
8/31	at Indiana	4:00 pm	—
9/1	at Minnesota	5:00 pm	—
9/9	CONNECTICUT	7:30 pm	—
9/12	SEATTLE	12:00 pm	—
9/16	at Atlanta	4:00 pm	—
9/19	at Dallas	2:00 pm	—

*all times listed are Pacific Standard Time

PLAYER UPDATES

NUM.	PLAYER	UPDATE
40	Jasmine Walker	OUT (knee)
13	Chiney Ogwumike	Questionable (knee soreness)
30	Nneka Ogwumike	Questionable (left knee)

CONTACT INFORMATION

Eli Horowitz

Director, Public Relations and
Communications
ehorowitz@la-sparks.com
(847) 644-9932



Natalie Gilmore

Coordinator, Public Relations and
Communications
ngilmore@la-sparks.com

LAST GAME STARTERS

G	17	ERICA WHEELER			5'7"		143 LBS								
GP/GS	5/5	PPG	9.0	RPG	1.4	APG	3.2	SPG	1.8	FG%	31.4	3FG%	16.7	MPG	24.2
G	20	KRISTI TOLIVER			5'7"		130 LBS								
GP/GS	5/5	PPG	7.8	RPG	0.8	APG	3.2	SPG	0.6	FG%	59.1	3FG%	50.0	MPG	23.6
G	2	TE'A COOPER			5'8"		160 LBS								
GP/GS	5/1	PPG	5.8	RPG	1.6	APG	1.4	SPG	1.0	FG%	21.4	3FG%	25.0	MPG	19.0
F	12	NIA COFFEY			6'1"		182 LBS								
GP/GS	5/1	PPG	10.0	RPG	4.4	APG	0.8	SPG	1.4	FG%	47.5	3FG%	55.0	MPG	23.4
F	30	NNEKA OGWUMIKE			6'2"		174 LBS								
GP/GS	5/5	PPG	16.4	RPG	7.0	APG	1.2	SPG	0.6	FG%	58.6	3FG%	33.3	MPG	29.6

MATCHUP NOTES

The Los Angeles Sparks (2-3) will play against the Indiana Fever (1-8) on Thursday, June 3 at 7:30 pm PT at the Los Angeles Convention Center. The Sparks last played the Dallas Wings on the road, and lost 79-69. Sparks guard Nia Coffey recorded a career high six blocks, four of which came in the first quarter. Coffey also had eight points and six rebounds. Toliver (14), Te'a Cooper (12), Nneka Ogwumike (10), and Amanda Zahui B (10) combined for 46 of the team's 69 total points. The Indiana Fever recently lost 88-73 against the Seattle Storm on the road. Four Fever players scored in double figures including Teaira McCowan (12), Jessica Breland (12), Danielle Robinson (11), and Tiffany Mitchell (10). McCowan also recorded 14 rebounds to go along with her 12 points. Guard Kelsey Mitchell is averaging a team leading 14.6 points per game, while McCowan is averaging 11.1 points and 8.9 rebounds while shooting 51.1 percent from the field.

Indiana Probable Starters

C Teaira McCowan
F Jessica Breland
F Tiffany Mitchell
G Danielle Robinson
G Kelsey Mitchell

Head Coach: Marianne Stanley

MILESTONE WATCH

PLAYER	MILESTONE (CURRENT)
Nneka Ogwumike	4500 points (4401) 2100 rebounds (2056) 600 assists (504) 200 blocks (177) 500 steals (408)
Kristi Toliver	4500 points (4230) 800 rebounds (790) 1300 assists (1220) 400 steals (311)
Chiney Ogwumike	1800 points (1676) 1000 rebounds (913) 150 blocks (113)

ASSOCIATED PRESS POWER POLL

Week 4	Total Points	High	Low
1 Seattle	153	1	2
2 Las Vegas	138	1	4
3 Connecticut	135	2	3
4 New York	108	4	6
5 Atlanta	104	1	9
6 Phoenix	95	4	10
7 Los Angeles	71	6	10
8 Chicago	66	5	9
9 Washington	58	7	11
10 Minnesota	40	8	11
11 Dallas	33	9	11
12 Indiana	13	12	12

DOUBLE SHOT OF COFFEY

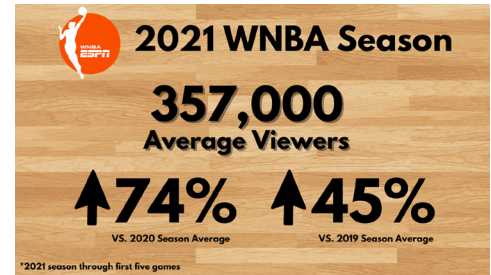
Nia Coffey joined the Sparks this offseason and has already made history. She comes from a basketball family, with both her siblings playing the sport at a high level. She and her brother Amir are the first NBA/WNBA siblings ever to play in the same city as fellow professionals. Amir plays for the Los Angeles Clippers.

SPARKS LEAD LEAGUE IN OPPONENT TURNOVERS PER GAME

In the Sparks season opener on May 14, the team forced Dallas into a franchise-high 26 turnovers. A week later, the Sparks forced 28 from Chicago on May 28, handing them a new franchise record. LA leads the WNBA in opponent turnovers per game with 22.6.

WNBA RATINGS

2021 WNBA Opening Weekend on ABC saw a 25% increase in viewership vs. 2020 WNBA Opening Weekend and averaged 605,000 Viewers. 2021 WNBA season ratings so far are up 74% from the 2020 season average and up 45% from 2019, per ESPN PR.



2021 LOS ANGELES SPARKS ROSTER

NUM.	PLAYER	POS.	HT.	YRS OF EXP.	DOB	COLLEGE
1	Amanda Zahui B.	C	6'5"	6	09/8/93	Minnesota
2	Te'a Cooper	G	5'8"	1	04/16/97	Baylor
7	Maria Vadeeva*	C	6'4"	2	07/16/98	Russia
12	Nia Coffey	F	6'1"	4	06/11/95	Northwestern
13	Chiney Ogwumike	F/C	6'3"	4	03/21/92	Stanford
15	Brittney Sykes	G	5'9"	4	02/07/94	Syracuse
17	Erica Wheeler	G	5'7"	5	05/2/91	Rutgers
20	Kristi Toliver	G	5'7"	11	01/27/87	Maryland
22	Arella Guirantes	G	5'11"	R	10/15/97	Rutgers
30	Nneka Ogwumike	F	6'2"	9	07/02/90	Stanford
32	Bria Holmes	G	6'3"	4	04/19/94	West Virginia
40	Jasmine Walker	F	6'3"	R	02/03/98	Alabama

*will return following overseas commitments

Coaching Staff:

Head Coach Derek Fisher
 Assistant Coach Fred Williams
 Assistant Coach Latricia Trammell
 Assistant Coach Seimone Augustus

PRONUNCIATION CHART


PLAYER/COACH

Te'a Cooper
 Nneka Ogwumike
 Chiney Ogwumike
 Nia Coffey
 Amanda Zahui B.
 Asst. Coach Seimone Augustus
 Asst. Coach Latricia Trammell

PRONUNCIATION

TAY-uh
 NECK-uh Oh-gwoo-muh-kay
 CHIN-ay Oh-gwoo-muh-kay
 Knee-uh
 Zow-ee-bee
 suh-MOAN
 TRAM-uhl


2021 LA SPARKS ROSTER




Position: C
Height: 6'5"
DOB: 9/8/1993
College: Minnesota




Position: G
Height: 5'8"
DOB: 4/16/1997
College: Baylor




Position: C
Height: 6'4"
DOB: 7/16/1998
College: Russia



Position: F
Height: 6'1"
DOB: 6/11/1995
College: Northwestern




Position: F/C
Height: 6'3"
DOB: 3/21/1992
College: Stanford




Position: G
Height: 5'9"
DOB: 2/7/1994
College: Syracuse

**WILL JOIN TEAM AFTER
OVERSEAS COMMITMENTS**




Position: G
Height: 5'7"
DOB: 5/2/1991
College: Rutgers




Position: G
Height: 5'7"
DOB: 1/27/1987
College: Maryland



Position: G
Height: 5'11"
DOB: 10/15/1997
College: Rutgers



Position: F
Height: 6'2"
DOB: 7/2/1990
College: Stanford




Position: G
Height: 6'3"
DOB: 4/19/1994
College: West Virginia




Position: F
Height: 6'3"
DOB: 2/3/1998
College: Alabama

COACHING STAFF



HEAD COACH



ASSISTANT COACH




ASSISTANT COACH



ASSISTANT COACH



**DIRECTOR OF
SPORTS MEDICINE/
HEAD ATHLETIC
TRAINER**



**PLAYER
DEVELOPMENT
COACH**

Sparks Drop Road Trip Finale to Wings

The Los Angeles Sparks fell to the Dallas Wings 79-69 on Tuesday night to end their three-game road trip with a 2-1 record. Kristi Toliver led the Sparks with 14 points, shooting an efficient 5-for-6 from the field and 4-for-5 on 3-pointers. Nneka Ogwumike totaled 10 points and four rebounds and Te'a Cooper contributed 12 points and five assists in her first start of the season.



The Sparks got off to a fast start when Kristi Toliver nailed a 3-pointer to give the Sparks a three-point lead. Te'a Cooper made a swift assist to Nneka Ogwumike for a layup to extend the Sparks lead to 16-7 midway through the first.

After a Marina Mabrey 3-pointer cut the Sparks lead to 16-12, a Brittney Sykes driving layup and an Amanda Zahui B. 26-foot 3-pointer gave the Sparks a 21-14 lead. LA would end the first quarter up 21-16.

Although the team started with great momentum, during the second quarter, the Wings rallied behind a balanced attack from Kayla Thornton, Mabrey and Arike Ogunbowale to outscore the Sparks 22-7 in the second quarter and take a 38-28 lead into the half.

In the third quarter, the Sparks put pressure early with a steal turned into a layup by Erica Wheeler. Toliver followed quickly with a steal of her own and tossed a dime to Cooper for the start of a 4-0 run less than a minute into the 3rd quarter. The Sparks were within six points at 38-32.

The Wings responded quickly and built a 13-point lead led by Charli Collier and Tyasha Harris. Amanda Zahui B. made a long 3-pointer to cut the lead to six, but the third quarter ended with a Harris triple to give the Wings a nine-point advantage at 54-45. Thornton led all scorers with 11 points in the third.

In the 4th quarter, Ty Harris hit the last two of her career high of four 3-pointers and scored 10 points on the way to a career-high 18 points.

The Sparks swiftly tried to close the gap as Bria Holmes hit her first 3-pointer of the season but ultimately fell to Dallas 79-69. Four Sparks scored in double figures: Kristi Toliver (14), Te'a Cooper (12), Nneka Ogwumike (10), and Amanda Zahui B. (10). They combined 46 of the team's 69 total points.

The Los Angeles Sparks host the Indiana Fever at the LA Convention Center on Thursday, June 3rd, 2021 at 7:30 p.m. PT on Spectrum SportsNet.

Los Angeles Highlights:

- Nia Coffey recorded a career high six blocks to go along with eight points, and six rebounds. Coffey is just the third player in franchise history to record at least six blocks in a game. Only Lisa Leslie and Candace Parker did it previously a combined 24 times.
- Kristi Toliver had four 3-pointers made, to surpass WNBA Hall of Famer Tamika Catchings for seventh all-time career 3-pointers made at 607. She led all Sparks scorers with 14 points.
- Amanda Zahui B. knocked down a pair of three pointers to give her 100 made 3-pointers in her career. She had 10 points and three rebounds.
- Four Sparks scored in double figures: Kristi Toliver (14), Te'a Cooper (12), Nneka Ogwumike (10), and Amanda Zahui B (10). They combined 46 of the team's 69 total points.

LAST TIME AGAINST INDIANA - BOX SCORE

WOMEN'S NATIONAL BASKETBALL ASSOCIATION

OFFICIAL SCORER'S REPORT
FINAL BOX

Saturday, August 15, 2020 WNBA Court 1, Bradenton, FL

Officials: #34 Maj Forsberg, #16 Isaac Barnett, #43 Kevin Fahy

Game Duration: 1:59

Attendance: Not Yet Counted

VISITOR: Los Angeles Sparks (7-3)

	POS	MIN	FG	FGA	3P	3PA	FT	FTA	OR	DR	TOT	A	PF	ST	TO	BS	+/-	PTS
30 Nneka Ogumike	F	21:35	8	9	1	2	0	0	1	2	3	0	2	1	1	0	17	17
15 Brittney Sykes	F	30:02	1	4	0	0	0	2	1	1	2	5	4	5	1	0	17	2
3 Candace Parker	C	24:20	1	6	0	0	4	4	0	5	5	5	3	2	2	1	13	6
24 Sydney Wiese	G	25:32	2	2	2	2	2	2	0	1	1	5	1	2	3	0	-1	8
12 Chelsea Gray	G	24:20	6	10	0	1	1	1	0	0	0	5	0	1	4	0	15	13
2 Riquna Williams		21:24	7	13	7	12	0	0	0	2	2	1	2	0	1	0	13	21
33 Seimone Augustus		04:35	1	2	0	0	0	0	0	0	0	1	1	0	0	0	-2	2
4 Te'a Cooper		18:42	4	8	1	1	5	6	0	1	1	2	3	1	0	0	-2	14
31 Kristine Anigwe		21:38	3	5	0	0	1	2	2	3	5	1	5	2	1	0	9	7
21 Marie Göllich		07:52	0	2	0	1	0	0	1	1	2	0	3	0	0	0	-9	0
1 Reshanda Gray		DNP - Coach's decision																
10 Tierra Ruffin-Pratt		DNP - Coach's decision																
200:00			33	61	11	19	13	17	5	16	21	25	24	14	13	1	14	90
			54.1%		57.9%		76.5%		TM REB: 8			TOT TO: 13 (9 PTS)						

HOME: INDIANA FEVER (4-6)

	POS	MIN	FG	FGA	3P	3PA	FT	FTA	OR	DR	TOT	A	PF	ST	TO	BS	+/-	PTS
25 Tiffany Mitchell	F	35:07	4	13	1	3	9	10	3	5	8	4	2	1	1	0	-9	18
4 Candice Dupree	F	21:25	2	5	0	0	1	1	1	0	1	3	0	0	2	0	-12	5
15 Teaira McCowan	C	19:34	5	10	0	0	1	2	3	2	5	1	3	1	3	0	-17	11
20 Julie Allemand	G	28:55	2	7	0	3	0	0	0	1	1	4	2	3	5	0	-15	4
0 Kelsey Mitchell	G	29:57	8	13	7	9	2	2	0	6	6	1	4	0	4	0	-2	25
11 Natalie Achonwa		24:10	1	4	0	1	2	2	1	3	4	1	1	0	4	1	0	4
2 Kathleen Doyle		12:15	2	4	1	1	0	0	0	2	2	0	1	0	1	0	-4	5
8 Kennedy Burke		13:46	0	1	0	0	2	2	2	0	2	0	1	0	0	0	-12	2
13 Lauren Cox		14:51	0	1	0	0	2	2	1	2	3	3	0	0	2	0	1	2
23 Stephanie Mavunga		DND - Injury/Illness - Facial																
35 Victoria Vivians		DND - Injury/Illness - Right Knee																
17 Erica Wheeler		NWT - Not With Team																
200:00			24	58	9	17	19	21	11	21	32	17	14	5	22	1	-14	76
			41.4%		52.9%		90.5%		TM REB: 7			TOT TO: 24 (29 PTS)						

SCORE BY PERIOD

	1	2	3	4	FINAL
Sparks	22	30	25	13	90
FEVER	18	14	22	22	76

Inactive: Sparks -

Inactive: Fever -

Points in the Paint: Sparks 36 (18/32), FEVER 26 (13/30) Biggest Lead: Sparks 25, FEVER 0

2nd Chance Points: Sparks 9 (4/7), FEVER 12 (4/9) Lead Changes: 0

Fast Break Points: Sparks 15 (7/10), FEVER 0 (0/1) Times Tied: 0

Technical fouls - Individual

Sparks (1): Sykes 8:51 3rd

FEVER (0): NONE

LOS ANGELES SPARKS HIGHS

Points, Game.....82 @ CHI 5/30
 Points, First Half.....41 vs. DAL 5/14
 Points, Second Half.....41 @ DAL 6/1
 Points, 1Q.....27 vs. DAL 5/14
 Points, 2Q.....24 @ CHI 5/30
 Points, 3Q.....23 @ CHI 5/28
 Points, 4Q.....24 @ DAL 6/1
 Points, Overtime..... 9 @ CHI 5/30

Field Goals Made.....30 @ CHI 5/30
 Field Goals Att.....78 vs. DAL 5/14
 Field Goal Percentage.....41.1% @ CHI 5/30
 3FG Made.....10 @ DAL 6/1
 3FG Att.....30 @ DAL 6/1
 3FG Percentage.....47.4% @ CHI 5/28
 Free Throws Made.....15 @ CHI 5/28
 Free Throws Att.....18 @ CHI 5/30
 FT Percentage.....91.7% @ DAL 6/1

Offensive Rebounds.....9 @ CHI 5/28
 Defensive Rebounds.....25 @ CHI 5/30
 Total Rebounds.....33 @ CHI 5/30
 Assists.....20 @ CHI 5/30
 Steals.....13 @ CHI 5/28
 Turnovers.....19 @ CHI 5/30
 Blocked Shots.....10 @ DAL 6/1
 Personal Fouls.....24 @ LVA 5/21

OPPONENT HIGHS

Points, Game.....97 @ LVA 5/21
 Points, First Half.....56 @ LVA 5/21
 Points, Second Half.....50 vs. DAL 5/14
 Points, 1Q.....27 @ CHI 5/30
 Points, 2Q.....31 @ LVA 5/21
 Points, 3Q.....26 vs. DAL 5/14
 Points, 4Q.....25 @ DAL 6/1
 Points, Overtime.....6 @ CHI 5/30

Field Goals Made.....34 vs. DAL 5/14
 Field Goals Att.....64 @ DAL 6/1
 Field Goal Percentage...53.2% @ LVA 5/21
 3FG Made.....10 @ DAL 6/1
 3FG Att.....30 @ DAL 6/1
 3FG Percentage.....47.1% vs. DAL 5/14
 Free Throws Made.....27 @ LVA 5/21
 Free Throws Att.....32 @ LVA 5/21
 FT Percentage.....100% @ CHI 5/30

LOS ANGELES SPARKS LOWS

-Points, Game.....69 @ DAL 6/1
 -Points, First Half.....28 @ DAL 6/1
 -Points, Second Half..... 30 vs. DAL 5/14
 -Points, 1Q.....13 @ CHI 5/30
 -Points, 2Q.....7 @ DAL 6/1
 -Points, 3Q.....14 @ CHI 5/30
 -Points, 4Q.....11 vs. DAL 5/14
 -Points, Overtime..... 9 @ CHI 5/30

-Field Goals Made..... 24 @ DAL 6/1
 -Field Goals Att..... 64 @ DAL 6/1
 -Field Goal Percentage.....35.9% vs. DAL 5/14
 -3FG Made.....5 @ LVA 5/21
 -3FG Att..... 17 @ LVA 5/21
 -3FG Percentage..... 25.9% vs. DAL 5/14
 -Free Throws Made.....8 vs. DAL 5/14
 -Free Throws Att..... 12 @ DAL 6/1
 -FT Percentage..... 57.1% vs. DAL 5/14

-Offensive Rebounds.....4 @ DAL 6/1
 -Defensive Rebounds..... 19 vs. DAL 5/14
 -Total Rebounds..... 24 @ DAL 6/1
 -Assists..... 11 @ DAL 6/1
 -Steals..... 5 @ DAL 6/1
 -Turnovers..... 11 @ LVA 5/21
 -Blocked Shots..... 1 @ LVA 5/21
 -Personal Fouls..... 17 vs. DAL 5/14

OPPONENT LOWS

-Points, Game.....79 @ DAL 6/1
 -Points, First Half.....33 @ CHI 5/28
 -Points, Second Half.....28 @ CHI 5/28
 -Points, 1Q.....10 @ CHI 5/30
 -Points, 2Q.....14 @ CHI 5/28
 -Points, 3Q.....10 @ CHI 5/28
 -Points, 4Q.....16 @ CHI 5/30
 -Points, Overtime.....6 @ CHI 5/30

-Field Goals Made..... 12 @ CHI 5/30
 -Field Goals Att..... 12 @ CHI 5/30
 -Field Goal Percentage.....37.5% @ DAL 6/1
 -3FG Made..... 6 @ CHI 5/28
 -3FG Att.....14 @ LVA 5/21
 -3FG Percentage..... 28.6% @ LVA 5/21
 -Free Throws Made..... 11 @ DAL 6/1
 -Free Throws Att.....12 @ DAL 6/1
 -FT Percentage.....81.8% vs. DAL 5/14

2021 TEAM BOX SCORE

Date	Opponent	MINS	FG-A	PCT	3PM-A	PCT	FTM-A	PCT	OFF	DEF	TOT	AST	STL	BLK	TO	PF	PTS
5/14	vs DAL	40:00	28-78	.359	7-27	.259	8-14	.571	6	19	25	15	12	3	15	17	71
5/21	@ LVA	40:00	27-74	.365	5-17	.294	10-15	.667	5	23	28	18	8	1	11	24	69
5/28	@CHI	40:00	26-66	.394	9-19	.474	15-18	.833	9	21	30	17	13	3	20	18	76
5/30	@CHI	45:00	30-73	.411	8-18	.444	14-18	.778	8	25	33	20	11	8	20	19	82
6/1	@DAL	40:00	24-64	.375	10-30	.333	11-12	.917	4	20	24	11	5	10	12	19	69
6/3	vs IND																
6/5	vs CHI																
6/10	@WAS																
6/12	@MIN																
6/16	vs PHO																
6/18	vs PHO																
6/20	vs NYL																
6/24	vs WAS																
6/26	@PHO																
6/30	vs LVA																
7/2	vs LVA																
7/4	vs SEA																
7/7	@SEA																
7/11	vs MIN																
8/15	vs IND																
8/17	vs ATL																
8/19	vs ATL																
8/22	@NYL																
8/24	@WAS																
8/26	@CON																
8/28	@CON																
8/31	@IND																
9/2	@MIN																
9/9	vs CON																
9/12	vs SEA																
9/16	@ATL																
9/19	@DAL																
Total	—	205:00	135-355	.380	39-112	.348	58-77	.753	32	108	140	81	49	25	81	97	367

2021 TEAM AVERAGES


	G	MPG	PPG	RPG	APG	SPG	BPG	FG%	3FG%	FT%	TO	PF
Sparks	5	41.0	73.4	28.0	16.2	9.8	5.0	38.0	34.8	75.3	16.2	19.4
Opponent	5	41.0	82.0	41.6	17.2	7.2	5.8	45.3	35.4	88.8	22.6	20.0

#1	AMANDA ZAHUI B.	CENTER	6-5	9/8/93	MINNESOTA	7TH SEASON
----	-----------------	--------	-----	--------	-----------	------------

2020 Regular Season Averages:

G-GS	PPG	RPG	APG	SPG	BPG	MPG	FG%	3FG%	FT%
3-0	11.7	4.3	0.7	1.3	1.7	24.3	63.6	50.0	100.0

	2021 Season Highs	Career Highs	Playoff Career Highs
PTS	17, @ CHI 5/30/21	37, @ LAS 6/15/19	2, vs PHO 9/24/16
REB	8, @ CHI 5/30/21	21, @ LVA 8/29/20	2, two times
AST	2, @DAL 6/1/21	5, two times	—
STL	2, @ CHI 5/28/21	4, vs. MIN 8/5/20	—
BLK	3, @ CHI 5/30/21	6, vs. LAS 6/4/19	1, @ PHO 9/17/15
FGM	7, @ CHI 5/30/21	13, @ LAS 6/15/19	1, vs PHO 9/24/16
3FGM	2, three times	7, @ LAS 6/15/19	—
FTM	1, @CHI 5/30/21	6, two times	—
MINS	35, @CHI 5/30/21	35, twice	6, vs PHO 9/24/16



GAME BY GAME STATS

Date	Opponent	MINS	FG-A	FT-A	3PM-A	PCI	FTM-A	PCI	QFF	DEF	IOI	AST	STL	BLK	TO	PF	PTS
5/14	vs DAL	DNP - Back	—	—	—	—	—	—	—	—	—	—	—	—	—	—	—
5/21	@ LVA	DNP - Back	—	—	—	—	—	—	—	—	—	—	—	—	—	—	—
5/28	@CHI	16:24	3-5	.600	2-3	.667	0-0	—	0	2	2	0	2	1	4	3	8
5/30	@CHI	34:59	7-8	.875	2-3	.667	1-1	1.000	0	8	8	0	1	3	3	3	17
6/1	@DAL	21:28	4-9	.444	2-6	.333	0-0	—	1	2	3	2	1	1	3	2	10
6/3	vs IND																
6/5	vs CHI																
6/10	@WAS																
6/12	@MIN																
6/16	vs PHO																
6/18	vs PHO																
6/20	vs NYL																
6/24	vs WAS																
6/26	@PHO																
6/30	vs LVA																
7/2	vs LVA																
7/4	vs SEA																
7/7	@SEA																
7/11	vs MIN																
8/15	vs IND																
8/17	vs ATL																
8/19	vs ATL																
8/22	@NYL																
8/24	@WAS																
8/26	@CON																
8/28	@CON																
8/31	@IND																
9/2	@MIN																
9/9	vs CON																
9/12	vs SEA																
9/16	@ATL																
9/19	@DAL																
Total	—	72:51	14-22	.636	6-12	.500	1-1	1.000	1	12	13	2	4	5	10	8	35

#2	TE'A COOPER	GUARD	5-8	4/16/97	BAYLOR	2ND SEASON
----	-------------	-------	-----	---------	--------	------------

2021 Regular Season Averages:

G-GS	PPG	RPG	APG	SPG	BPG	MPG	FG%	3FG%	FT%
5-1	5.8	1.6	1.4	1.0	—	19.0	21.4	25.0	80.0

	2021 Season Highs	Career Highs	Playoff Career Highs
PTS	12, @DAL 6/1/21	15, @NYL 9/8/20	3, vs CON 9/17/20
REB	3, @CHI 5/30/21	6, @CON 8/28/20	—
AST	4, @DAL 6/1/21	4, vs CHI 9/6/20	2, vs CON 9/17/20
STL	2, vs DAL 5/14/21	2, two times	1, vs CON 9/17/20
BLK	—	—	—
FGM	2, two times	6, @NYL 9/8/20	1, vs CON 9/17/20
3FGM	2, @ LVA 5/21/21	3, @NYL 9/8/20	1, vs CON 9/17/20
FTM	2, @ LVA 5/21/21	5, @IND 8/15/20	—
MINs	32:50, @DAL 6/1/21	31, @NYL 9/8/20	20, vs CON 9/17/20



GAME BY GAME STATS

Date	Opponent	MINS	FG-A	PCT	3PM-A	PCT	FTM-A	PCT	OFF	DEF	TOT	AST	STL	BLK	TO	PF	PTS
5/14	vs DAL	17:30	1-10	.100	1-3	.333	1-2	.500	0	2	2	1	2	0	1	2	4
5/21	@ LVA	21:13	2-5	.400	2-3	.667	2-2	1.000	0	1	1	1	1	0	2	3	8
5/28	@CHI	13:40	2-9	.222	0-3	.000	1-2	.500	0	0	0	0	0	0	1	4	5
5/30	@CHI	10:10	0-6	.000	0-0	—	0-0	—	0	3	3	1	1	0	3	0	0
6/1	@DAL	32:50	4-12	.333	0-3	.000	4-4	1.000	0	3	3	4	1	0	0	3	12
6/3	vs IND																
6/5	vs CHI																
6/10	@WAS																
6/12	@MIN																
6/16	vs PHO																
6/18	vs PHO																
6/20	vs NYL																
6/24	vs WAS																
6/26	@PHO																
6/30	vs LVA																
7/2	vs LVA																
7/4	vs SEA																
7/7	@SEA																
7/11	vs MIN																
8/15	vs IND																
8/17	vs ATL																
8/19	vs ATL																
8/22	@NYL																
8/24	@WAS																
8/26	@CON																
8/28	@CON																
8/31	@IND																
9/2	@MIN																
9/9	vs CON																
9/12	vs SEA																
9/16	@ATL																
9/19	@DAL																
Total	—	95:43	9-42	.214	3-12	.250	8-10	.800	0	8	8	7	5	0	7	12	29

#7	MARIA VADEEVA	CENTER	6-4	7/16/98	RUSSIA	3RD SEASON
----	---------------	--------	-----	---------	--------	------------

2019 Regular Season Averages:

G-GS	PPG	RPG	APG	SPG	BPG	MPG	FG%	3FG%	FT%
15-1	7.8	3.9	0.7	1.0	0.2	12.0	.490	.313	.769

	2019 Season Highs	Career Highs	Playoff Career Highs
PTS	24, @ LVA 5/26/19	24, @ LVA 5/26/19	2, two times
REB	8, two times	8, two times	4, vs CON 9/22/19
AST	3, two times	3, two times	2, vs SEA 9/15/19
STL	3, vs MIN 8/20/19	3, vs MIN 8/20/19	—
BLK	3, @ LVA 5/26/19	3, two times	1, three times
FGM	11, @ LVA 5/26/19	11, @ LVA 5/26/19	1, two times
3FGM	2, @ LVA 5/26/19	2, two times	—
FTM	4, vs SEA 8/4/19	4, vs SEA 8/4/19	—
MINS	24:12, @ LVA 5/26/19	24:12, @ LVA 5/26/19	13:30 vs CON 9/22/19



GAME BY GAME STATS

[illegible]

#12	NIA COFFEY	FORWARD	6-1	6/11/95	NORTHWESTERN	5TH SEASON
-----	------------	---------	-----	---------	--------------	------------

2021 Regular Season Averages:

G-GS	PPG	RPG	APG	SPG	BPG	MPG	FG%	3FG%	FT%
5-1	10.0	4.4	0.8	1.4	2.2	23.4	47.5	55.0	25.0

	2021 Season Highs	Career Highs	Playoff Career Highs
PTS	17, @CHI 5/30/21	23, vs SEA 5/27/18	—
REB	6, @DAL 6/1/21	12, vs PHO 6/17/18	—
AST	1, four times	6, @ CHI 6/3/18	—
STL	4, @CHI 5/30/21	4, @CHI 5/30/21	—
BLK	6, @DAL 6/1/21	2, three times	—
FGM	6, @CHI 5/30/21	8, vs SEA 5/27/18	—
3FGM	3, two times	3, three times	—
FTM	1, @ LVA 5/21/21	7, two times	—
MINS	31:04, @CHI 5/30/21	32, @WAS 5/22/18	—



GAME BY GAME STATS

Date	Opponent	MINS	FG-A	PCT	3PM-A	PCT	FTM-A	PCT	OFF	DEF	TOT	AST	STL	BLK	TO	PF	PTS
5/14	vs DAL	19:41	4-8	.500	2-4	.500	0-2	.000	2	2	4	1	1	2	4	2	10
5/21	@ LVA	20:43	3-7	.429	1-2	.500	1-2	.500	0	3	3	0	1	0	0	1	8
5/28	@CHI	16:59	3-5	.600	3-4	.750	0-0	—	1	4	5	1	1	1	0	1	9
5/30	@CHI	31:04	6-12	.500	3-5	.600	0-0	—	1	3	4	1	4	2	1	2	17
6/1	@DAL	28:28	3-8	.375	2-5	.400	0-0	—	1	5	6	1	1	6	1	4	8
6/3	vs IND																
6/5	vs CHI																
6/10	@WAS																
6/12	@MIN																
6/16	vs PHO																
6/18	vs PHO																
6/20	vs NYL																
6/24	vs WAS																
6/26	@PHO																
6/30	vs LVA																
7/2	vs LVA																
7/4	vs SEA																
7/7	@SEA																
7/11	vs MIN																
8/15	vs IND																
8/17	vs ATL																
8/19	vs ATL																
8/22	@NYL																
8/24	@WAS																
8/26	@CON																
8/28	@CON																
8/31	@IND																
9/2	@MIN																
9/9	vs CON																
9/12	vs SEA																
9/16	@ATL																
9/19	@DAL																
Total	—	116:55	19-40	.475	11-20	.550	1-4	.250	5	17	22	4	8	11	6	10	50

#13	CHINEY OGWUMIKE	FORWARD/CENTER	6-3	3/21/92	STANFORD	5TH SEASON
-----	-----------------	----------------	-----	---------	----------	------------

2021 Regular Season Averages:

G-GS	PPG	RPG	APG	SPG	BPG	MPG	FG%	3FG%	FT%
3-3	9.0	5.7	2.0	0.7	0.7	27.3	34.5	66.7	71.4

	2021 Season Highs	Career Highs	Playoff Career Highs
PTS	12, vs DAL 5/14/21	30, vs SEA 6/15/18	10, @CON 9/19/19
REB	6, two times	17, vs NY 6/29/14	5, @CON 9/19/19
AST	2, three times	4, vs NY 6/14/19	2, vs SEA 9/15/19
STL	1, two times	4, two times	2, vs PHX 9/23/19
BLK	1, @ CHI 5/28/21	7, vs DAL 7/20/16	2, @CON 9/17/19
FGM	5, vs DAL 5/14/21	13, vs SEA 6/15/18	14 @CON 9/19/19
3FGM	2, vs DAL 5/14/21	2, vs DAL 5/14/21	—
FTM	3, @ LVA 5/21/21	8, two times	—
MINS	30:40, @ LVA 5/21/21	40, two times	19, vs PHO 8/23/18



GAME BY GAME STATS

Date	Opponent	MINS	FG-A	PCT	3PM-A	PCT	FTM-A	PCT	OFF	DEF	TOT	AST	STL	BLK	TQ	PE	PTS
5/14	vs DAL	27:11	5-11	.455	2-3	.667	0-0	—	1	5	6	2	1	0	1	4	12
5/21	@ LVA	30:40	4-10	.400	0-0	—	3-5	.600	3	2	5	2	1	0	2	5	11
5/28	@CHI	24	1-8	.125	0-0	—	2-2	1.000	2	4	6	2	0	1	3	4	4
5/30	@CHI	DNP - KNEE	—	—	—	—	—	—	—	—	—	—	—	—	—	—	—
6/1	@DAL	DNP - KNEE	—	—	—	—	—	—	—	—	—	—	—	—	—	—	—
6/3	vs IND																
6/5	vs CHI																
6/10	@WAS																
6/12	@MIN																
6/16	vs PHO																
6/18	vs PHO																
6/20	vs NYL																
6/24	vs WAS																
6/26	@PHO																
6/30	vs LVA																
7/2	vs LVA																
7/4	vs SEA																
7/7	@SEA																
7/11	vs MIN																
8/15	vs IND																
8/17	vs ATL																
8/19	vs ATL																
8/22	@NYL																
8/24	@WAS																
8/26	@CON																
8/28	@CON																
8/31	@IND																
9/2	@MIN																
9/9	vs CON																
9/12	vs SEA																
9/16	@ATL																
9/19	@DAL																
Total	—	81:51	10-29	.345	2-3	.667	5-7	.714	6	11	17	6	2	1	6	13	27

#15	BRITTNEY SYKES	GUARD	5-9	2/7/94	SYRACUSE	5TH SEASON
-----	----------------	-------	-----	--------	----------	------------

2021 Regular Season Averages:

G-GS	PPG	RPG	APG	SPG	BPG	MPG	FG%	3FG%	FT%
5-2	6.2	3.2	2.2	1.6	0.8	25.8	27.0	23.1	80.0

	2021 Season Highs	Career Highs	Playoff Career Highs
PTS	11, @ CHI 5/28/21	33, vs PHO 9/3/17	17, @WAS 8/31/18
REB	5, @ CHI 5/28/21	13, vs PHO 7/25/17	6, vs WAS 8/28/18
AST	3, two times	7, vs IND 7/1/18	3, vs WAS 9/4/18
STL	5, @ CHI 5/28/21	5, two times	2, two times
BLK	2, @CHI 5/30/21	3, three times	1, vs WAS 8/28/18
FGM	4, @ CHI 5/28/21	12, vs PHO 9/3/17	6, three times
3FGM	2, @ CHI 5/30/21	4, two times	3, two times
FTM	4, @DAL 6/1/21	12, vs WAS 7/19/17	2, two times
MINS	28, @ CHI 5/28/21	37, vs CON 8/15/17	28, @WAS 9/2/18



GAME BY GAME STATS

Date	Opponent	MINS	FG-A	PCI	3PM-A	PCI	FTM-A	PCI	QFF	DEF	TOI	AST	STL	BLK	TQ	PF	PTS
5/14	vs DAL	26:34	2-7	.286	0-4	.000	2-4	.500	0	2	2	3	2	1	1	0	6
5/21	@ LVA	22:33	1-7	.143	0-5	.000	0-0	—	0	2	2	2	0	0	0	1	2
5/28	@CHI	28:22	4-11	.364	1-3	.333	2-2	1.000	2	3	5	3	5	0	3	3	11
5/30	@CHI	25:59	2-6	.333	2-3	.667	0-0	—	2	1	3	2	1	2	2	4	6
6/1	@DAL	25:13	1-6	.167	0-2	.000	4-4	1.000	0	4	4	1	0	1	2	3	6
6/3	vs IND																
6/5	vs CHI																
6/10	@ WAS																
6/12	@MIN																
6/16	vs PHO																
6/18	vs PHO																
6/20	vs NYL																
6/24	vs WAS																
6/26	@PHO																
6/30	vs LVA																
7/2	vs LVA																
7/4	vs SEA																
7/7	@SEA																
7/11	vs MIN																
8/15	vs IND																
8/17	vs ATL																
8/19	vs ATL																
8/22	@NYL																
8/24	@WAS																
8/26	@CON																
8/28	@CON																
8/31	@IND																
9/2	@MIN																
9/9	vs CON																
9/12	vs SEA																
9/16	@ATL																
9/19	@DAL																
Total	—	102:20	10-37	.270	3-13	.231	8-10	.800	4	12	16	11	8	4	8	11	31

#17	ERICA WHEELER	GUARD	5-7	5/2/91	RUTGERS	6TH SEASON
-----	---------------	-------	-----	--------	---------	------------

2021 Regular Season Averages:

G-GS	PPG	RPG	APG	SPG	BPG	MPG	FG%	3FG%	FT%
5-5	9.0	1.4	3.2	1.8	—	24.2	31.4	16.7	84.6

	2021 Season Highs	Career Highs	Playoff Career Highs
PTS	17, @ CHI 5/30/21	33, @NYL 8/8/17	10, vs PHO 9/21/16
REB	3, @ LVA 5/21/21	7, three times	3, vs PHO 9/21/16
AST	7, @ CHI 5/30/21	10, @ATL 6/14/18	3, vs PHO 9/21/16
STL	3, two times	5, vs ATL 7/31/19	—
BLK	—	2, @LVA 6/29/19	—
FGM	6, @ CHI 5/30/21	12, @NYL 8/8/17	3, vs PHO 9/21/16
3FGM	1, two times	7, @NYL 8/8/17	2, vs PHO 9/21/16
FTM	6, @ CHI 5/28/21	9, vs PHO 6/7/17	2, vs PHO 9/21/16
MINS	34:50, @ CHI 5/30/21	42, vs PHO 6/7/17	25, vs PHO 9/21/16



GAME BY GAME STATS

Date	Opponent	MINS	FG-A	FT	3PM-A	PT	FTM-A	PT	QFF	DEF	TOI	AST	STL	BLK	TO	PF	PTS
5/14	vs DAL	19:25	2-8	.250	0-3	.000	0-0	—	0	2	2	2	0	0	3	4	4
5/21	@ LVA	19:14	3-6	.500	0-1	.000	0-0	—	0	3	3	1	2	0	2	3	6
5/28	@CHI	25:44	3-5	.500	1-1	1.000	6-7	.857	0	0	0	6	3	0	2	0	13
5/30	@CHI	34:50	6-19	.316	0-1	.000	5-6	.833	0	0	0	7	3	0	5	4	17
6/1	@DAL	22:08	2-12	.167	1-5	.200	0-0	—	0	2	2	0	1	0	2	2	5
6/3	vs IND																
6/5	vs CHI																
6/10	@WAS																
6/12	@MIN																
6/16	vs PHO																
6/18	vs PHO																
6/20	vs NYL																
6/24	vs WAS																
6/26	@PHO																
6/30	vs LVA																
7/2	vs LVA																
7/4	vs SEA																
7/7	@SEA																
7/11	vs MIN																
8/15	vs IND																
8/17	vs ATL																
8/19	vs ATL																
8/22	@NYL																
8/24	@WAS																
8/26	@CON																
8/28	@CON																
8/31	@IND																
9/2	@MIN																
9/9	vs CON																
9/12	vs SEA																
9/16	@ATL																
9/19	@DAL																
Total	—	110:21	16-51	.314	2-12	.167	11-13	.846	0	7	7	16	9	0	14	13	45

2021 Regular Season Averages:

G-GS	PPG	RPG	APG	SPG	BPG	MPG	FG%	3FG%	FT%
5-5	7.8	0.8	3.2	0.6	—	23.6	59.1	50.0	85.7

	2021 Season Highs	Career Highs	Playoff Career Highs
PTS	14, @DAL 6/1/21	43, vs TUL 7/3/15	32, @NYL 9/10/17
REB	2, @ LVA 5/21/21	9, @CON 8/6/13	6, vs PHO 9/23/13
AST	5, two times	11, vs IND 8/8/19	10, @CON 10/6/19
STL	1, three times	4, three times	5, @CHI 10/4/16
BLK	—	2, four times	1, four times
FGM	5, @DAL 6/1/21	15, vs TUL 7/3/15	10, @NYL 9/10/17
3FGM	4, @DAL 6/1/21	7, three times	9, @NYL 9/10/17
FTM	3, @ CHI 5/28/21	14, vs TUL 6/20/12	10, vs SAS 9/27/12
MINS	27:17, @ CHI 5/30/21	44, vs TUL 6/8/13	40, 8/31/18



GAME BY GAME STATS

Date	Opponent	MINS	FG-A	PCI	3PM-A	PCI	FTM-A	PCI	OFF	DEF	IOI	AST	STL	BLK	TO	PE	PTS
5/14	vs DAL	24:11	4-6	.667	2-4	.500	1-2	.500	0	0	0	2	1	0	3	1	11
5/21	@ LVA	18:14	3-6	.500	1-3	.333	2-2	1.000	0	2	2	5	0	0	2	4	9
5/28	@CHI	22:00	1-1	1.000	0-0	—	3-3	1.000	0	1	1	1	0	0	1	1	5
5/30	@CHI	27:17	0-3	.000	0-2	.000	0-0	—	0	1	1	5	1	0	1	1	0
6/1	@DAL	26:23	5-6	.833	4-5	.800	0-0	—	0	0	0	2	1	0	2	4	14
6/3	vs IND																
6/5	vs CHI																
6/10	@WAS																
6/12	@MIN																
6/16	vs PHO																
6/18	vs PHO																
6/20	vs NYL																
6/24	vs WAS																
6/26	@PHO																
6/30	vs LVA																
7/2	vs LVA																
7/4	vs SEA																
7/7	@SEA																
7/11	vs MIN																
8/15	vs IND																
8/17	vs ATL																
8/19	vs ATL																
8/22	@NYL																
8/24	@WAS																
8/26	@CON																
8/28	@CON																
8/31	@IND																
9/2	@MIN																
9/9	vs CON																
9/12	vs SEA																
9/16	@ATL																
9/19	@DAL																
Total	—	118:05	13-22	.591	7-14	.500	6-7	.857	0	4	4	16	3	0	9	11	39

#22	ARELLA GUIRANTES	GUARD	5-11	10/15/97	RUTGERS	1ST SEASON
-----	------------------	-------	------	----------	---------	------------

2021 Regular Season Averages:

G-GS	PPG	RPG	APG	SPG	BPG	MPG	FG%	3FG%	FT%
4-2	4.5	2.0	1.0	0.5	—	12.3	30.4	28.6	100

	2021 Season Highs	Career Highs	Playoff Career Highs
PTS	6, @ LVA 5/21/21	6, @ LVA 5/21/21	—
REB	5, @ LVA 5/21/21	5, @ LVA 5/21/21	—
AST	2, @ CHI 5/28/21	1, @ LVA 5/21/21	—
STL	1, two times	1, two times	—
BLK	—	—	—
FGM	2, three times	2, two times	—
3FGM	1, @ CHI 5/28/21	—	—
FTM	2, @ LVA 5/21/21	2, @ LVA 5/21/21	—
MINS	21:19, @ LVA 5/21/21	21:19, @ LVA 5/21/21	—



GAME BY GAME STATS

Date	Opponent	MINS	FG-A	PCT	3PM-A	PCT	FTM-A	PCT	OFF	DEF	TOT	AST	STL	BLK	TO	PF	PTS
5/14	vs DAL	8:10	2-5	.400	0-2	.000	0-0	—	0	0	0	0	1	0	0	0	4
5/21	@ LVA	21:19	2-9	.222	0-3	.000	2-2	1.000	1	4	5	1	1	0	0	2	6
5/28	@CHI	14:26	2-7	.285	1-1	1.000	0-0	—	1	0	1	2	0	0	0	1	5
5/30	@CHI	5:17	1-2	.500	1-1	1.000	0-0	—	1	1	2	1	0	0	1	0	3
6/1	@DAL	DNP-COACH	—	—	—	—	—	—	—	—	—	—	—	—	—	—	—
6/3	vs IND																
6/5	vs CHI																
6/10	@WAS																
6/12	@MIN																
6/16	vs PHO																
6/18	vs PHO																
6/20	vs NYL																
6/24	vs WAS																
6/26	@PHO																
6/30	vs LVA																
7/2	vs LVA																
7/4	vs SEA																
7/7	@SEA																
7/11	vs MIN																
8/15	vs IND																
8/17	vs ATL																
8/19	vs ATL																
8/22	@NYL																
8/24	@WAS																
8/26	@CON																
8/28	@CON																
8/31	@IND																
9/2	@MIN																
9/9	vs CON																
9/12	vs SEA																
9/16	@ATL																
9/19	@DAL																
Total	—	49:12	7-23	.304	2-7	.286	2-2	1.000	3	5	8	4	2	0	1	3	18

#30	NNEKA OGWUMIKE	FORWARD	6-2	7/20/90	STANFORD	10TH SEASON
-----	----------------	---------	-----	---------	----------	-------------

2021 Regular Season Averages:

G-GS	PPG	RPG	APG	SPG	BPG	MPG	FG%	3FG%	FT%
5-5	16.4	7.0	1.2	0.6	0.2	29.6	58.6	33.3	80.0

	2021 Season Highs	Career Highs	Playoff Career Highs
PTS	21, @ CHI 5/30/21	38, vs ATL 6/30/16	27, vs CHI 9/28/16
REB	9, two times	20, @ IND 7/12/12	14, vs PHO 9/19/13
AST	3, @ LVA 5/21/21	8, two times	6, vs CHI 9/28/16
STL	2, @ CHI 5/28/21	6, two times	4, @ CHI 10/4/16
BLK	1, @DAL 6/1/21	5, vs ATL 6/30/16	3, @ CHI 10/4/16
FGM	9, @ LVA 5/21/21	13, two times	11, vs CHI 9/28/16
3FGM	1, two times	5, vs WAS 7/7/19	2, vs MIN 10/14/16
FTM	7, @ CHI 5/30/21	14, vs WAS 9/3/15	7, two times
MINS	39:23, @ CHI 5/30/21	46:59, @ CHI 8/18/17	37:59, @ MIN I 9/18/15



GAME BY GAME STATS

Date	Opponent	MINS	FG-A	FG%	3PM-A	3P%	FTM-A	FT%	ORE	DEF	TOT	AST	STL	BLK	TO	PF	PTS
5/14	vs DAL	26:20	8-14	.571	0-0	—	2-2	1.000	3	5	8	0	0	0	1	0	18
5/21	@ LVA	28:15	9-17	.529	1-2	.500	0-0	—	0	5	5	3	1	0	1	3	19
5/28	@CHI	28:54	6-11	.545	1-3	.333	1-2	.500	3	6	9	2	2	0	3	0	14
5/30	@CHI	39:23	7-11	.636	0-1	.000	7-9	.778	2	7	9	1	0	0	3	3	21
6/1	@DAL	25:01	4-5	.800	0-0	—	2-2	1.000	1	3	4	0	0	1	1	0	10
6/3	vs IND																
6/5	vs CHI																
6/10	@WAS																
6/12	@MIN																
6/16	vs PHO																
6/18	vs PHO																
6/20	vs NYL																
6/24	vs WAS																
6/26	@PHO																
6/30	vs LVA																
7/2	vs LVA																
7/4	vs SEA																
7/7	@SEA																
7/11	vs MIN																
8/15	vs IND																
8/17	vs ATL																
8/19	vs ATL																
8/22	@NYL																
8/24	@WAS																
8/26	@CON																
8/28	@CON																
8/31	@IND																
9/2	@MIN																
9/9	vs CON																
9/12	vs SEA																
9/16	@ATL																
9/19	@DAL																
Total	—	148:53	34-58	.586	2-6	.333	12-15	.800	9	26	35	6	3	1	9	6	82

2021 Regular Season Averages:

G-GS	PPG	RPG	APG	SPG	BPG	MPG	FG%	3FG%	FT%
5-1	2.2	1.6	1.6	0.8	0.4	14.6	11.5	11.1	66.7

	2021 Season Highs	Career Highs	Playoff Career Highs
PTS	4, @DAL 6/1/21	20, vs SAS 9/13/16	21, vs SEA 9/21/16
REB	3, @CHI 5/30/21	7, two times	7, vs SEA 9/21/16
AST	3, @LVA 5/21/21	5, two times	3, two times
STL	2, vs DAL 5/14/21	5, vs PHO 9/6/16	3, vs WAS 10/6/19
BLK	1, two times	2, two times	1, two times
FGM	1, three times	9, vs PHO 9/6/16	7, vs SEA 9/21/16
3FGM	1, @DAL 6/1/21	3, four times	2, vs SEA 9/21/16
FTM	2, vs DAL 5/14/21	7, two times	5, vs SEA 9/21/16
MINS	18:28, @DAL 6/1/21	38:19, vs LAS 5/27/17	40:00, vs SEA 9/21/16



GAME BY GAME STATS

Date	Opponent	MINS	FG-A	PGT	3PM-A	PGT	FTM-A	PGT	OFF	DEF	TOI	AST	STL	BLK	TO	PF	PTS
5/14	vs DAL	13:36	0-5	.000	0-1	.000	2-2	1.000	0	0	0	2	2	0	0	3	2
5/21	@ LVA	15:13	0-6	.000	0-1	.000	0-0	—	1	1	2	3	1	0	2	2	0
5/28	@CHI	9:53	1-3	.333	0-1	.000	0-0	—	0	1	1	0	0	0	2	1	2
5/30	@CHI	16:00	1-6	.167	0-2	.000	1-2	.500	2	1	3	2	0	1	0	2	3
6/1	@DAL	18:28	1-6	.167	1-4	.250	1-2	.500	1	1	2	1	0	1	1	1	4
6/3	vs IND																
6/5	vs CHI																
6/10	@WAS																
6/12	@MIN																
6/16	vs PHO																
6/18	vs PHO																
6/20	vs NYL																
6/24	vs WAS																
6/26	@PHO																
6/30	vs LVA																
7/2	vs LVA																
7/4	vs SEA																
7/7	@SEA																
7/11	vs MIN																
8/15	vs IND																
8/17	vs ATL																
8/19	vs ATL																
8/22	@NYL																
8/24	@WAS																
8/26	@CON																
8/28	@CON																
8/31	@IND																
9/2	@MIN																
9/9	vs CON																
9/12	vs SEA																
9/16	@ATL																
9/19	@DAL																
Total	—	73:10	3-26	.115	1-9	.111	4-6	.667	4	4	8	8	4	2	5	9	11

#40	JASMINE WALKER	FORWARD	6-3	2/3/98	ALABAMA	1ST SEASON
-----	----------------	---------	-----	--------	---------	------------

2021 Regular Season Averages:

G-GS	PPG	RPG	APG	SPG	BPG	MPG	FG%	3FG%	FT%
2-0	0.0	0.5	1.0	1.0	0.5	10.0	0.0	0.0	0.0

	2021 Season Highs	Career Highs	Playoff Career Highs
PTS	—	—	—
REB	1, vs DAL 5/14/21	1, vs DAL 5/14/21	—
AST	2, vs DAL 5/14/21	2, vs DAL 5/14/21	—
STL	2, vs DAL 5/14/21	2, vs DAL 5/14/21	—
BLK	1, @ LVA 5/21/21	1, @ LVA 5/21/21	—
FGM	—	—	—
3FGM	—	—	—
FTM	—	—	—
MINS	17:22, vs DAL 5/14/21	17:22, vs DAL 5/14/21	—



GAME BY GAME STATS

Date	Opponent	MINS	FG-A	FG%	3PM-A	3PT%	FTM-A	FT%	ORE	DEF	TOT	AST	STL	BLK	TO	PF	PTS
5/14	vs DAL	17:22	0-4	.000	0-3	.000	0-0	—	0	1	1	2	2	0	1	1	0
5/21	@ LVA	2:36	0-1	.000	0-1	.000	0-2	.000	0	0	0	0	0	1	0	0	0
5/28	@CHI	DNP - KNEE	-	-	-	-	-	-	-	-	-	-	-	-	-	-	-
5/30	@CHI	DNP - KNEE	—	—	—	—	—	—	—	—	—	—	—	—	—	—	—
6/1	@DAL	DNP - KNEE	—	—	—	—	—	—	—	—	—	—	—	—	—	—	—
6/3	vs IND																
6/5	vs CHI																
6/10	@WAS																
6/12	@MIN																
6/16	vs PHO																
6/18	vs PHO																
6/20	vs NYL																
6/24	vs WAS																
6/26	@PHO																
6/30	vs LVA																
7/2	vs LVA																
7/4	vs SEA																
7/7	@SEA																
7/11	vs MIN																
8/15	vs IND																
8/17	vs ATL																
8/19	vs ATL																
8/22	@NYL																
8/24	@WAS																
8/26	@CON																
8/28	@CON																
8/31	@IND																
9/2	@MIN																
9/9	vs CON																
9/12	vs SEA																
9/16	@ATL																
9/19	@DAL																
Total	—	19:58	0-5	.000	0-4	.000	0-2	.000	0	1	1	2	2	1	1	1	0