

LOS ANGELES SPARKS 2021 GAME NOTES



Los Angeles Sparks (6-7) at Phoenix Mercury (6-7)

June 27, 2021

Phoenix Suns Arena | 3:00 p.m. (PT)
Facebook | Commissioners Cup



REGULAR SEASON SCHEDULE

Date	Opponent	Time/Result	Record
5/14	DALLAS	L, 94-71	0-1
5/21	at Las Vegas	L, 97-69	0-2
5/28	at Chicago	W, 76-61	1-2
5/30	at Chicago	W, 82-79 OT	2-2
6/1	at Dallas	L, 79-69	2-3
6/3	INDIANA	W, 98-63	3-3
6/5	CHICAGO	W, 68-63	4-3
6/10	at Washington	L, 89-71	4-4
6/12	at Minnesota	L, 80-64	4-5
6/16	PHOENIX	W, 85-80	5-5
6/18	PHOENIX	L, 80-66	5-6
6/20	NEW YORK	L, 76-73	5-7
6/24	WASHINGTON	W, 89-82	6-7
6/27	at Phoenix	3:00 pm	—
6/30	LAS VEGAS	7:30 pm	—
7/2	LAS VEGAS	7:00 pm	—
7/4	SEATTLE	6:00 pm	—
7/7	at Seattle	6:00 pm	—
7/11	MINNESOTA	6:00 pm	—
8/15	INDIANA	6:00 pm	—
8/17	ATLANTA	7:30 pm	—
8/19	ATLANTA	7:30 pm	—
8/22	at New York	11:00 am	—
8/24	at Washington	4:00 pm	—
8/26	at Connecticut	4:00 pm	—
8/28	at Connecticut	4:00 pm	—
8/31	at Indiana	4:00 pm	—
9/1	at Minnesota	5:00 pm	—
9/9	CONNECTICUT	7:30 pm	—
9/12	SEATTLE	12:00 pm	—
9/16	at Atlanta	4:00 pm	—
9/19	at Dallas	2:00 pm	—

*all times listed are Pacific Standard Time

PLAYER UPDATES

NUM.	PLAYER	UPDATE
40	Jasmine Walker	Out (right knee)
13	Chiney Ogumike	Out (right knee)
30	Nneka Ogumike	Out (left knee)

CONTACT INFORMATION

Eli Horowitz

Director, Public Relations and Communications
ehorowitz@la-sparks.com
(847) 644-9932



@LA_Sparks



@LASparks



Los Angeles Sparks

Natalie Gilmore

Coordinator, Public Relations and Communications
ngilmore@la-sparks.com

LAST GAME STARTERS

G	17	ERICA WHEELER	5'7"	6TH SEASON
GP/GS	13/13	PPG 12.5	RPG 2.9	APG 4.4
		SPG 1.2	FG% 39.3	3FG% 32.3
		MPG 26.7		

G	20	KRISTI TOLIVER	5'7"	12TH SEASON
GP/GS	13/13	PPG 9.8	RPG 1.4	APG 2.5
		SPG 0.7	FG% 43.1	3FG% 37.0
		MPG 26.8		

F/C	31	KRISTINE ANIGWE	6'4"	3RD SEASON
GP/GS	6/1	PPG 3.3	RPG 3.0	APG 0.8
		SPG 0.7	FG% 43.8	3FG% 0.0
		MPG 14.7		

F	12	NIA COFFEY	6'1"	5TH SEASON
GP/GS	13/9	PPG 8.7	RPG 3.7	APG 0.9
		SPG 1.0	FG% 44.2	3FG% 43.8
		MPG 26.5		

C	1	AMANDA ZAHUI B.	6'5"	7TH SEASON
GP/GS	11/8	PPG 10.9	RPG 5.6	APG 0.6
		SPG 0.8	FG% 43.9	3FG% 30.4
		MPG 25.5		

MATCHUP NOTES

The Los Angeles Sparks (6-7) play the Phoenix Mercury (6-7) on the road at Phoenix Suns Arena. The Sparks are coming off a gritty 89-82 victory against the Washington Mystics. Sparks guard Te'a Cooper (26) and forward Karlie Samuelson (13) recorded career highs in points. LA's bench scored 53 of the team's 89 total points, the second most bench points for a team in the WNBA this season. Sparks center Amanda Zahui B. added 17 points and five rebounds, while the Sparks shot 58.8% from the 3-point line. Los Angeles will play against the Mercury for the third time this season. The Mercury last played against the Sparks on June 18 winning 80-66. Mercury point guard Skylar Diggins-Smith led her team with 21 points, four rebounds, and four assists. All-Star Center Brittney Griner added 14 points and eight rebounds. The teams split their first two meetings with the Sparks winning the first game, and the Mercury winning the second.

Mercury Probable Starters

C Brittney Griner
F Sophie Cunningham
F Brianna Turner
G Kia Nurse
G Skylar Diggins-Smith

Head Coach: Sandy Brondello

MILESTONE WATCH

PLAYER	MILESTONE (CURRENT)
Nneka Ogumike	4500 points (4401) 2100 rebounds (2056) 600 assists (504) 200 blocks (177) 500 steals (408)
Kristi Toliver	4500 points (4318) 800 rebounds (804) 1300 assists (1237) 400 steals (317)
Chiney Ogumike	1800 points (1676) 1000 rebounds (913) 150 blocks (113)

ASSOCIATED PRESS POWER POLL

Week 7	Total Points	High	Low
1 Seattle	167	1	2
2 Las Vegas	155	1	2
3 Chicago	130	3	8
4 Connecticut	124	3	6
5 New York	110	4	7
6 Washington	94	4	9
7 Dallas	90	4	8
8 Phoenix	81	5	8
9 Minnesota	50	8	11
10 Atlanta	39	9	11
11 Los Angeles	38	9	11
12 Indiana	14	12	12

AMANDA ZAHUI THREE

After missing the first two games with a back injury, Swedish Center Amanda Zahui B. is seventh in the WNBA in blocks per game (1.5) and holding down the frontcourt with the Ogwumike sisters out. Zahui B. is also Top 10 in the league in 2-point FG % (58.8). She is also second in the WNBA in 3-pointers made per game by a Center, behind only Tina Charles.

ALL STAR EWHEEZY

Erica Wheeler leads the WNBA in clutch points per game (4.6), is top 10 in assists per game (4.4) and had her first two career double-doubles with 18 points and 10 assists on June 16, and 20 points and 10 assists against New York on June 20.

CAREER NIGHT FOR COOP

On June 24 against the Washington Mystics, Te'a Cooper demolished her career high in points scoring 26 points. Cooper set a Sparks franchise record for points off the bench with 26, going 10-of-15 and shooting 66.7% in the win. It's was just the 13th time a WNBA player has had 15+ FGA off the bench while shooting 65% or better, per Across the Timeline.

*Stats as of June 25, 2021

NNEKA OGWUMIKE APPRECIATION

- WNBA MVP
- WNBA Champion
- 6x All-Star
- 4x All-WNBA team
- 4x WNBA All-Defensive Team
- 2x FIBA World Cup Gold Medalist
- No. 1 overall pick
- Rookie of the Year
- Euroleague Champion
- WNBPA President
- 15th All-time in Win Shares
- 5th All-Time in Field Goal Percentage
- 3rd All Time in True Shooting Percentage
- 4th All Time in Effective Field Goal Percentage
- 22nd All Time in Defensive Win Shares
- 1st All Time in Single-Season EFG and TS% (2016)

2021 LOS ANGELES SPARKS ROSTER

NUM.	PLAYER	POS.	HT.	YRS OF EXP.	DOB	COLLEGE
1	Amanda Zahui B.	C	6'5"	6	09/8/93	Minnesota
2	Te'a Cooper	G	5'8"	1	04/16/97	Baylor
7	Maria Vadeeva*	C	6'4"	2	07/16/98	Russia
12	Nia Coffey	F	6'1"	4	06/11/95	Northwestern
13	Chiney Ogwumike	F/C	6'3"	4	03/21/92	Stanford
15	Brittney Sykes	G	5'9"	4	02/07/94	Syracuse
17	Erica Wheeler	G	5'7"	5	05/2/91	Rutgers
20	Kristi Toliver	G	5'7"	11	01/27/87	Maryland
22	Arella Guirantes	G	5'11"	R	10/15/97	Rutgers
30	Nneka Ogwumike	F	6'2"	9	07/02/90	Stanford
31	Kristine Anigwe	F/C	6'4"	2	03/31/1997	California
32	Bria Holmes	G	6'3"	4	04/19/94	West Virginia
40	Jasmine Walker	F	6'3"	R	02/03/98	Alabama
44	Karlie Samuelson	G	6'0"	2	05/10/1995	Stanford

*will return following overseas commitments

Coaching Staff:

Head Coach Derek Fisher
Assistant Coach Fred Williams
Assistant Coach Latricia Trammell
Assistant Coach Seimone Augustus

PRONUNCIATION CHART

PLAYER/COACH

Te'a Cooper
Nneka Ogwumike
Chiney Ogwumike
Nia Coffey
Amanda Zahui B.
Arella Guirantes
Asst. Coach Seimone Augustus
Asst. Coach Latricia Trammell

PRONUNCIATION

TAY-uh
NECK-uh Oh-gwoo-muh-kay
CHIN-ay Oh-gwoo-muh-kay
Knee-uh
Zow-ee-bee
uh-REL-uh gih-RAHN-tez
suh-MOAN
TRAM-uhl


2021 LA SPARKS ROSTER




Position: C
Height: 6'5"
DOB: 9/8/1993
College: Minnesota




Position: G
Height: 5'8"
DOB: 4/16/1997
College: Baylor



Position: C
Height: 6'4"
DOB: 7/16/1998
College: Russia



Position: F
Height: 6'1"
DOB: 6/11/1995
College: Northwestern




Position: F/C
Height: 6'3"
DOB: 3/21/1992
College: Stanford




Position: G
Height: 5'9"
DOB: 2/7/1994
College: Syracuse

**WILL JOIN TEAM AFTER
OVERSEAS COMMITMENTS**




Position: G
Height: 5'7"
DOB: 5/2/1991
College: Rutgers




Position: G
Height: 5'7"
DOB: 1/27/1987
College: Maryland




Position: G
Height: 5'11"
DOB: 10/15/1997
College: Rutgers



Position: F
Height: 6'2"
DOB: 7/2/1990
College: Stanford




Position: F/C
Height: 6'4"
DOB: 3/31/1997
College: California



Position: G
Height: 6'3"
DOB: 4/19/1994
College: West Virginia



Position: F
Height: 6'3"
DOB: 2/3/1998
College: Alabama



Position: G
Height: 6'
DOB: 5/10/1995
College: Stanford

COACHING STAFF




HEAD COACH



ASSISTANT COACH



ASSISTANT COACH



ASSISTANT COACH



**DIRECTOR OF
SPORTS MEDICINE/
HEAD ATHLETIC
TRAINER**



**PLAYER
DEVELOPMENT
COACH**

June 24 vs WASH - Game Story

Career Night's from Cooper, Samuelson Lead Sparks Past Mystics

The Los Angeles Sparks (6-7) defeated the Washington Mystics (7-7) 89-82 at home at the Los Angeles Convention Center. Sparks guards Te'a Cooper (26) and Karlie Samuelson (13) recorded career-highs in points. This was the sixth time this season that Cooper scored in double digits. Samuelson knocked down a career high three 3-pointers and went 5-for-5 from the field. The Sparks bench led the way scoring 53 points, anchoring LA's offensive attack. Mystics center Tina Charles led the Mystics with 25 points and 10 rebounds, while point guard Leilani Mitchell recorded 26 points and six rebounds.



The Mystics started off the game on an 8-0 run, and Sparks center Amanda Zahui B. responded immediately with the first four points for the Sparks. After being down by as much as 11 points, the Sparks crawled back in the game with two defensive stops- a charge taken by Sparks forward Nia Coffey, and a steal by guard Brittney Sykes to spur a 10-6 scoring run to close out the quarter. Los Angeles point guard Te'a Cooper led the first quarter comeback scoring 8 points. The Sparks closed out the first quarter trailing 23-17. Charles led all scorers with 13 first-quarter points.

The Sparks scored a season high 32 points in the second quarter. The team locked down defensively in the second, going on a 31-17 run. They shot 59.4% from the field in the first half and caused eight second quarter Mystics turnovers. Sparks guard Erica Wheeler stole the ball and made a wide open layup to tie the game, then Zahui B. gave the Sparks the lead with a wide open three. She recorded 12 points in the first half. Sparks guard Karlie Samuelson knocked down a wing three at the buzzer to give the Sparks the 49-44 halftime lead.

"I thought we did a really good job in the second quarter of driving, attacking the paint," Sparks Head Coach Derek Fisher said. "And then kicking it out to open teammates for good quality shots and so I thought that quarter really turned the momentum of the game."

The Mystics regained the lead early in the third quarter, but the Sparks bench again came in to bring LA back. The Sparks shot a blistering 50% from the behind-the-arc led by Samuelson who went 3-for-3 from the three-point line. Then, Sparks guard Brittney Sykes blocked Charles with 8.2 seconds to play in the quarter. Charles (21) and Mitchell (20) accounted for 41 of the Mystics 66 points. The Sparks led 67-66 at the end of three quarters.

As the fourth quarter commenced, Samuelson knocked down back-to-back buckets, and the Sparks continued playing physical basketball. Sykes scored five straight points to give LA a five-point lead at 79-74 with four minutes to play. Zahui B. locked down defensively and recorded her third block on a Charles 3-point attempt with just 33.8 seconds to play. With that play, the Sparks clinched the 89-82 victory over the Mystics.

"Jeff Van Gundy used to say it a lot 'it's a make or miss league.' They say it more frequently in the NBA but a lot of times it's the same thing for us," Fisher said. "When you have players like Karlie Samuelson, when they're open, they're going to make a good percentage of their shots. That makes all the difference in the world."

The Sparks travel to Phoenix this weekend and will take on the Mercury at 3 p.m. PT on Sunday, June 27.

Los Angeles Highlights:

- Te'a Cooper scored in double-figures for the 6th time this season with a career-high 26 points
- Karlie Samuelson hit double-figure scoring for the first time with a career-high 13 points on a perfect 5-for-5 shooting
- Amanda Zahui B. scored in double-figures for the 6th time this season with 17 points
- Brittney Sykes scored in double-figures for the 6th time this season and 4th consecutive game with 14 points
- In the first half, LA shot 59.4% from the field, 50% from 3, and 100% from the FT line
- LA finished 51.6% from the field, 58.8% from 3, and 85.7% from the FT line
- LA's bench scored 53 points on 71.4% FG shooting: Te'a Cooper (26 points), Brittney Sykes (14 points), Karlie Samuelson (13 points)

MOST RECENT GAME - BOX SCORE

WOMEN'S NATIONAL BASKETBALL ASSOCIATION

**OFFICIAL SCORER'S REPORT
FINAL BOX**

Thursday, June 24, 2021 Los Angeles Convention Center, Los Angeles, CA

Officials: #39 Michael Price, #11 Randy Richardson, #43 Kevin Fahy

Game Duration: 2:01

Attendance: 520

VISITOR: Washington Mystics (7-7)

	POS	MIN	FG	FGA	3P	3PA	FT	FTA	OR	DR	TOT	A	PF	ST	TO	BS	+/-	PTS
15 Sydney Wiese	F	29:38	0	2	0	2	0	0	0	2	2	2	3	0	2	0	-1	0
55 Theresa Plaisance	F	31:08	3	12	2	5	3	3	0	8	8	3	2	0	4	1	6	11
31 Tina Charles	C	37:04	8	15	2	5	7	9	3	7	10	2	3	1	4	0	-7	25
7 Ariel Atkins	G	36:05	3	14	1	5	5	6	3	4	7	7	4	1	4	1	-2	12
5 Leilani Mitchell	G	38:18	8	14	6	8	4	5	2	4	6	2	2	1	3	0	-5	26
10 Megan Gustafson		09:56	2	3	0	0	0	0	1	3	4	0	2	1	3	0	-12	4
21 Shavonte Zellous		17:51	2	5	0	2	0	0	1	0	1	2	4	0	0	0	-14	4
4 Stella Johnson	DNP - Coach's decision																	
		200:00	26	65	11	27	19	23	10	28	38	18	20	4	20	2	-7	82
			40%		40.7%		82.6%		TM REB: 9				TOT TO: 21 (33 PTS)					

HOME: LOS ANGELES SPARKS (6-7)

		POS	MIN	FG	FGA	3P	3PA	FT	FTA	OR	DR	TOT	A	PF	ST	TO	BS	+/-	PTS
12	Nia Coffey	F	31:19	1	4	1	3	0	0	0	1	1	1	2	1	2	1	-5	3
1	Amanda Zahui B	F	34:24	6	13	3	6	2	2	0	5	5	1	3	1	1	3	-3	17
31	Kristine Anigwe	C	11:49	1	3	0	0	0	0	0	3	3	1	3	1	2	0	-12	2
20	Kristi Toliver	G	23:57	2	4	1	2	0	1	0	1	1	3	0	1	4	0	-5	5
17	Erica Wheeler	G	27:54	3	12	1	2	2	2	0	4	4	3	2	1	2	0	0	9
2	Te'a Cooper		26:55	10	15	1	1	5	6	0	3	3	4	2	2	0	0	14	26
15	Brittney Sykes		27:16	5	8	0	0	4	4	0	3	3	2	3	1	1	2	26	14
44	Karlie Samuelson		16:26	5	5	3	3	0	0	0	2	2	1	3	0	0	0	20	13
22	Arella Guirantes	DNP - Coach's decision																	
32	Bria Holmes	DNP - Coach's decision																	
			200:00	33	64	10	17	13	15	0	22	22	16	18	8	12	6	7	89
				51.6%		58.8%		86.7%		TM REB: 7								TOT TO: 12 (13 PTS)	

SCORE BY PERIOD	1	2	3	4	FINAL
Mystics	23	21	22	16	82
SPARKS	17	32	18	22	89

Inactive: Mystics - Cloud (Injury/Illness - Right Ankle Sprain), Delle Donne (Injury/Illness - Back), Hines-Allen (Injury/Illness - Left Patellar Tendon Strain), Leslie (Injury/Illness - Concussion Protocol), McCall (Injury/Illness - Right Knee Sprain)

Inactive: Sparks - Ogwumike (Injury/Illness - Right Knee), Ogwumike (Injury/Illness - Left Knee), Vadeeva (Not With Team - Overseas), Walker (Not With Team - Right Knee)

Points in the Paint: Mystics 20 (10/23), SPARKS 40 (20/37)

2nd Chance Points: Mystics 13 (4/11), SPARKS 5 (2/2)

Fast Break Points: Mystics 3 (1/2), SPARKS 15 (7/11)

Biggest Lead: Mystics 11, SPARKS 7

Lead Changes: 13

Times Tied: 5

Technical fouls - Individual

Mystics (1): Mitchell 5:06 4th

SPARKS (1): Coffey 6:09 4th

LAST TIME AGAINST PHOENIX - BOX SCORE

WOMEN'S NATIONAL BASKETBALL ASSOCIATION

OFFICIAL SCORER'S REPORT
FINAL BOX

Friday, June 18, 2021 Los Angeles Convention Center, Los Angeles, CA
Officials: #13 Cheryl Flores, #17 Matt Kallio, #76 Toni Patillo

Game Duration: 2:03
Attendance: 520

VISITOR: Phoenix Mercury (6-7)

	POS	MIN	FG	FGA	3P	3PA	FT	FTA	OR	DR	TOT	A	PF	ST	TO	BS	+/-	PTS
9 Sophie Cunningham	F	21:44	1	3	1	2	2	2	0	1	1	1	2	1	0	0	0	5
21 Brianna Turner	F	29:44	6	8	0	0	3	3	2	6	8	0	0	3	2	0	11	15
42 Brittney Griner	C	35:53	4	9	0	1	6	8	0	8	8	2	3	0	2	2	22	14
0 Kia Nurse	G	31:01	1	4	1	2	3	4	0	5	5	4	3	0	2	0	16	6
4 Skylar Diggins-Smith	G	30:56	7	16	0	3	7	8	1	3	4	4	5	2	2	1	11	21
5 Shey Peddy		10:25	1	2	1	1	2	2	0	0	0	0	2	1	1	0	-1	5
2 Megan Walker		25:28	3	10	2	7	2	4	0	3	3	1	3	1	2	0	18	10
1 Kia Vaughn		13:57	2	3	0	0	0	0	1	3	4	1	1	0	1	0	-3	4
11 Alanna Smith		00:26	0	0	0	0	0	0	0	0	0	0	0	0	0	0	-2	0
20 Haley Gorecki		00:26	0	0	0	0	0	0	0	0	0	0	0	0	0	0	-2	0
		200:00	25	55	5	16	25	31	4	29	33	13	19	8	12	3	14	80
			45.5%			31.2%	80.6%			TM REB: 11			TOT TO: 15 (21 PTS)					

HOME: LOS ANGELES SPARKS (5-6)

	POS	MIN	FG	FGA	3P	3PA	FT	FTA	OR	DR	TOT	A	PF	ST	TO	BS	+/-	PTS
32 Bria Holmes	F	35:45	4	9	2	3	1	2	1	4	5	1	4	0	2	2	-24	11
12 Nia Coffey	F	29:15	2	4	1	1	0	0	1	2	3	1	3	1	2	0	-6	5
1 Amanda Zahui B	C	18:59	2	6	1	4	0	0	0	6	6	1	6	1	1	0	1	5
20 Kristi Toliver	G	28:35	3	10	0	2	2	2	0	1	1	2	1	3	1	0	-14	8
17 Erica Wheeler	G	29:25	5	14	0	3	7	9	2	3	5	2	3	0	3	0	-14	17
2 Te'a Cooper		13:42	0	3	0	1	0	0	0	2	2	1	1	1	1	0	-4	0
15 Brittney Sykes		22:04	5	8	0	0	4	5	1	4	5	0	4	1	0	0	-9	14
31 Kristine Anigwe		18:19	1	5	0	0	2	4	0	0	0	1	3	1	1	0	-8	4
22 Arella Guirantes		01:58	1	1	0	0	0	0	0	1	1	0	0	0	1	0	4	2
44 Karlie Samuelson		01:58	0	0	0	0	0	0	0	0	0	1	0	0	0	0	4	0
		200:00	23	60	4	14	16	22	5	23	28	10	25	8	12	2	-14	66
			38.3%			28.6%	72.7%			TM REB: 7			TOT TO: 13 (14 PTS)					

SCORE BY PERIOD	1	2	3	4	FINAL
Mercury	17	27	18	18	80
SPARKS	17	19	13	17	66

Inactive: Mercury - Hartley (Injury/Illness - Right knee), Taurasi (Injury/Illness - Sternum)
 Inactive: Sparks - Ogwumike (Injury/Illness - Right knee), Ogwumike (Injury/Illness - Left knee), Walker (Injury/Illness - Right knee)
 Points in the Paint: Mercury 34 (17/30), SPARKS 28 (14/33)
 2nd Chance Points: Mercury 12 (4/6), SPARKS 4 (2/3)
 Fast Break Points: Mercury 12 (4/5), SPARKS 10 (4/6)
 Biggest Lead: Mercury 18, SPARKS 2
 Lead Changes: 4
 Times Tied: 3
 Technical fouls - Individual
 Mercury (1): Cunningham 7:20 4th
 SPARKS (1): Fisher 1:27 3rd
 Technical fouls - Defensive Three Seconds
 Mercury (0): NONE
 SPARKS (1): Cooper 3:52 1st

LOS ANGELES SPARKS HIGHS

Points, Game.....98 vs. IND 6/3
 Points, First Half.....53 vs. PHO 6/16
 Points, Second Half.....50 vs. IND 6/3
 Points, 1Q.....27 vs. PHO 6/16
 Points, 2Q.....32 vs. WAS 6/24
 Points, 3Q.....23 vs. IND 6/3
 Points, 4Q.....27 vs. IND 6/3
 Points, Overtime..... 9 @ CHI 5/30

Field Goals Made.....37 vs. IND 6/3
 Field Goals Att.....80 vs. PHO 6/17
 Field Goal Percentage.....56.1% vs. IND 6/3
 3FG Made.....14 vs. IND 6/3
 3FG Att.....30 @ DAL 6/1
 3FG Percentage.....58.8% vs. WAS 6/24
 Free Throws Made.....19 @ WAS 6/10
 Free Throws Att.....28 @ WAS 6/10
 FT Percentage.....91.7% @ DAL 6/1

Offensive Rebounds...14 vs. PHO 6/17
 Defensive Rebounds....29 vs. CHI 6/5
 Total Rebounds.....38 vs. CHI 6/5
 Assists.....20 @ CHI 5/30
 Steals.....17 vs. NYL 6/20
 Turnovers.....19 @ CHI 5/30
 Blocked Shots.....10 @ DAL 6/1
 Personal Fouls.....25 vs. PHO 6/18

OPPONENT HIGHS

Points, Game.....97 @ LVA 5/21
 Points, First Half.....56 @ LVA 5/21
 Points, Second Half.....50 vs. DAL 5/14
 Points, 1Q.....27 @ CHI 5/30
 Points, 2Q.....31 @ LVA 5/21
 Points, 3Q.....26 vs. DAL 5/14
 Points, 4Q.....25 @ DAL 6/1
 Points, Overtime.....6 @ CHI 5/30

Field Goals Made.....34 vs. DAL 5/14
 Field Goals Att.....71 @ WAS 6/10
 Field Goal Percentage....53.2% @ LVA 5/21
 3FG Made.....11 vs. WAS 6/24
 3FG Att.....31 vs. NYL 6/20
 3FG Percentage.....50.0% @ MIN 6/12
 Free Throws Made.....27 @ LVA 5/21
 Free Throws Att.....32 @ LVA 5/21
 FT Percentage.....100% @ CHI 5/30

LOS ANGELES SPARKS LOWS

-Points, Game.....64 @ MIN 6/12
 -Points, First Half.....28 @ DAL 6/1
 -Points, Second Half..... 28 vs. CHI 6/5
 -Points, 1Q.....13 @ CHI 5/30
 -Points, 2Q.....7 @ DAL 6/1
 -Points, 3Q.....9 vs. CHI 6/5
 -Points, 4Q.....7 @ MIN 6/10
 -Points, Overtime..... 9 @ CHI 5/30

-Field Goals Made..... 22 @ WAS 6/10
 -Field Goals Att..... 60 vs. PHO 6/18
 -Field Goal Percentage.....32.8% @ WAS 6/10
 -3FG Made.....3 vs. CHI 6/5
 -3FG Att..... 14 vs. PHO 6/18
 -3FG Percentage..... 15.8% vs. CHI 6/5
 -Free Throws Made.....4 vs. PHO 6/16
 -Free Throws Att..... 6 vs. PHO 6/16
 -FT Percentage..... 50.0% vs. NYL 6/20

-Offensive Rebounds.....0 vs. WAS 6/24
 -Defensive Rebounds..... 18 @ MIN 6/12
 -Total Rebounds..... 24 @ DAL 6/1
 -Assists..... 10 vs. PHO 6/18
 -Steals..... 3 vs. PHO 6/16
 -Turnovers..... 5 vs. PHO 6/16
 -Blocked Shots..... 2 vs. NYL 6/20
 -Personal Fouls..... 17 vs. DAL 5/14

OPPONENT LOWS

-Points, Game.....63 vs. CHI 6/5
 -Points, First Half.....25 vs. IND 6/3
 -Points, Second Half.....28 @ CHI 5/28
 -Points, 1Q.....10 @ CHI 5/30
 -Points, 2Q.....11 vs. IND 6/3
 -Points, 3Q.....8 @ MIN 6/12
 -Points, 4Q.....14 vs. PHO 6/16
 -Points, Overtime..... 6 @ CHI 5/30

-Field Goals Made..... 12 @ CHI 5/30
 -Field Goals Att..... 12 @ CHI 5/30
 -Field Goal Percentage.....33.9% vs. CHI 6/5
 -3FG Made..... 5 vs. PHO 6/18
 -3FG Att.....14 @ LVA 5/21
 -3FG Percentage..... 27.8% vs. CHI 6/5
 -Free Throws Made..... 11 vs. IND 6/3
 -Free Throws Att.....12 @ DAL 6/1
 -FT Percentage.....68.8% vs. IND 6/3

2021 TEAM BOX SCORE

Date	Opponent	MINS	FG-A	PCT	3PM-A	PCT	FTM-A	PCT	OFF	DEF	TOT	AST	STL	BLK	TO	PF	PTS
5/14	vs DAL	40:00	28-78	.359	7-27	.259	8-14	.571	6	19	25	15	12	3	15	17	71
5/21	@ LVA	40:00	27-74	.365	5-17	.294	10-15	.667	5	23	28	18	8	1	11	24	69
5/28	@CHI	40:00	26-66	.394	9-19	.474	15-18	.833	9	21	30	17	13	3	20	18	76
5/30	@CHI	45:00	30-73	.411	8-18	.444	14-18	.778	8	25	33	20	11	8	20	19	82
6/1	@DAL	40:00	24-64	.375	10-30	.333	11-12	.917	4	20	24	11	5	10	12	19	69
6/3	vs IND	40:00	37-66	.561	14-28	.500	10-11	.909	2	25	27	14	9	4	8	18	98
6/5	vs CHI	40:00	25-68	.368	3-19	15.8	15-21	.714	9	29	38	13	4	6	11	20	68
6/10	@WAS	40:00	22-67	.328	8-23	.348	19-28	.679	9	22	31	13	6	4	11	19	71
6/12	@MIN	40:00	23-70	.329	8-23	.348	10-12	.833	9	18	27	15	9	5	13	18	64
6/16	vs PHO	40:00	36-80	.450	9-28	.321	4-6	.667	14	21	35	17	3	6	5	23	85
6/18	vs PHO	40:00	25-55	.455	5-16	.313	25-31	.806	4	29	33	13	8	3	12	19	80
6/20	vs NYL	40:00	31-68	.456	6-24	.250	5-10	.500	8	19	27	16	17	2	18	19	73
6/24	vs WAS	40:00	33-64	.516	10-17	.588	13-15	.867	0	22	22	16	8	6	12	18	89
6/26	@PHO																
6/30	vs LVA																
7/2	vs LVA																
7/4	vs SEA																
7/7	@SEA																
7/11	vs MIN																
8/15	vs IND																
8/17	vs ATL																
8/19	vs ATL																
8/22	@NYL																
8/24	@WAS																
8/26	@CON																
8/28	@CON																
8/31	@IND																
9/2	@MIN																
9/9	vs CON																
9/12	vs SEA																
9/16	@ATL																
9/19	@DAL																
Total	—	525:00	365-898	.406	101-288	.350	150-202	.742	88	287	375	195	113	60	173	257	981

2021 TEAM AVERAGES


	G	MPG	PPG	RPG	APG	SPG	BPG	FG%	3FG%	FT%	TO	PF
Sparks	13	40.4	75.6	28.8	15.0	8.7	4.6	40.6	35.1	74.3	13.3	19.8
Opponent	13	40.4	78.7	40.0	16.9	6.3	4.6	42.3	35.6	83.0	20.0	18.8

#1	AMANDA ZAHUI B.	CENTER	6-5	9/8/93	MINNESOTA	7TH SEASON
----	-----------------	--------	-----	--------	-----------	------------

2021 Regular Season Averages:

G-GS	PPG	RPG	APG	SPG	BPG	MPG	FG%	3FG%	FT%
11-8	10.9	5.6	0.6	0.8	1.5	25.5	43.9	30.4	81.8

	2021 Season Highs	Career Highs	Playoff Career Highs
PTS	17, @ CHI 5/30/21	37, @ LAS 6/15/19	2, vs PHO 9/24/16
REB	10, vs CHI 6/5/21	21, @ LVA 8/29/20	2, two times
AST	2, two times	5, two times	—
STL	2, @ CHI 5/28/21	4, vs. MIN 8/5/20	—
BLK	4, vs CHI 6/5/21	6, vs. LAS 6/4/19	1, @ PHO 9/17/15
FGM	7, @ CHI 5/30/21	13, @ LAS 6/15/19	1, vs PHO 9/24/16
3FGM	3, vs PHO 6/16/21	7, @ LAS 6/15/19	—
FTM	3, @ MIN 6/12/21	6, two times	—
MINS	36:20, @ MIN 6/12/21	36:20, @ MIN 6/12/21	6, vs PHO 9/24/16



GAME BY GAME STATS

Date	Opponent	MINS	FG-A	PGI	3PM-A	PCI	FTM-A	PCI	QFF	DEF	TOI	AST	STL	BLK	TO	PF	PTS
5/14	vs DAL	DNP - Back	—	—	—	—	—	—	—	—	—	—	—	—	—	—	—
5/21	@ LVA	DNP - Back	—	—	—	—	—	—	—	—	—	—	—	—	—	—	—
5/28	@CHI	16:24	3-5	.600	2-3	.667	0-0	—	0	2	2	0	2	1	4	3	8
5/30	@CHI	34:59	7-8	.875	2-3	.667	1-1	1.000	0	8	8	0	1	3	3	3	17
6/1	@DAL	21:28	4-9	.444	2-6	.333	0-0	—	1	2	3	2	1	1	3	2	10
6/3	vs IND	24:16	3-9	.333	1-7	.143	0-0	—	0	7	7	2	0	1	1	2	7
6/5	vs CHI	30:53	6-14	.429	0-5	.000	1-2	.500	2	8	10	2	1	4	1	4	13
6/10	@WAS	15:52	3-6	.500	1-2	.500	2-2	1.000	0	4	4	0	0	1	3	3	9
6/12	@MIN	36:20	5-14	.357	2-8	.250	3-4	.750	2	6	8	0	1	1	0	5	15
6/16	vs PHO	34:35	6-19	.316	3-11	.273	0-0	—	0	7	7	0	0	2	0	4	15
6/18	vs PHO	18:59	2-6	.333	1-4	.250	0-0	—	0	6	6	1	1	0	1	6	5
6/20	vs NYL	11:24	2-4	.500	0-1	.000	0-0	—	0	2	2	0	1	0	2	3	4
6/24	vs WAS	34:23	6-13	.462	3-6	.500	2-2	1.000	0	5	5	1	1	3	1	3	17
6/26	@PHO																
6/30	vs LVA																
7/2	vs LVA																
7/4	vs SEA																
7/7	@SEA																
7/11	vs MIN																
8/15	vs IND																
8/17	vs ATL																
8/19	vs ATL																
8/22	@NYL																
8/24	@WAS																
8/26	@CON																
8/28	@CON																
8/31	@IND																
9/2	@MIN																
9/9	vs CON																
9/12	vs SEA																
9/16	@ATL																
9/19	@DAL																
Total	—	280:10	47-107	.439	17-56	.304	9-11	.818	5	57	62	7	9	17	19	38	120

#2	TE'A COOPER	GUARD	5-8	4/16/97	BAYLOR	2ND SEASON
----	-------------	-------	-----	---------	--------	------------

2021 Regular Season Averages:

G-GS	PPG	RPG	APG	SPG	BPG	MPG	FG%	3FG%	FT%
12-5	9.5	1.8	1.4	1.0	0.3	21.1	36.5	32.2	78.9

	2021 Season Highs	Career Highs	Playoff Career Highs
PTS	26, vs WASH 6/24/21	26, vs WASH 6/24/21	3, vs CON 9/17/20
REB	3, three times	6, @CON 8/28/20	—
AST	4, two times	4, two times	2, vs CON 9/17/20
STL	2, three times	2, three times	1, vs CON 9/17/20
BLK	2, @ MIN 6/12/21	2, @ MIN 6/12/21	—
FGM	10, vs WASH 6/24/21	10, vs WASH 6/24/21	1, vs CON 9/17/20
3FGM	2, two times	3, @NYL 9/8/20	1, vs CON 9/17/20
FTM	5, two times	5, two times	—
MINS	32:25, vs CHI 6/5/21	32:50, @DAL 6/1/21	20, vs CON 9/17/20



GAME BY GAME STATS

Date	Opponent	MINS	FG-A	PCT	3PM-A	PCT	FTM-A	PCI	QFF	DEF	TOT	AST	STL	BLK	TO	PF	PTS
5/14	vs DAL	17:30	1-10	.100	1-3	.333	1-2	.500	0	2	2	1	2	0	1	2	4
5/21	@ LVA	21:13	2-5	.400	2-3	.667	2-2	1.000	0	1	1	1	1	0	2	3	8
5/28	@CHI	13:40	2-9	.222	0-3	.000	1-2	.500	0	0	0	0	0	0	1	4	5
5/30	@CHI	10:10	0-6	.000	0-0	—	0-0	—	0	3	3	1	1	0	3	0	0
6/1	@DAL	32:50	4-12	.333	0-3	.000	4-4	1.000	0	3	3	4	1	0	0	3	12
6/3	vs IND	17:09	5-8	.625	1-2	.500	4-5	.800	0	1	1	0	0	0	1	3	15
6/5	vs CHI	32:25	4-9	.444	1-4	.250	4-6	.667	0	2	2	0	0	0	2	3	13
6/10	@WAS	21:33	3-14	.214	0-2	.000	5-6	.833	1	2	3	2	2	1	2	2	11
6/12	@MIN	31:24	6-10	.600	2-3	.667	3-3	1.000	0	1	1	2	2	2	4	2	17
6/16	vs PHO	—	—	—	—	—	—	—	—	—	—	—	—	—	—	—	—
6/18	vs PHO	13:42	0-3	.000	0-1	.000	0-0	—	0	2	2	1	1	0	1	1	0
6/20	vs NYL	14:56	1-3	.333	0-0	—	1-2	.500	0	1	1	1	0	0	1	1	3
6/24	vs WAS	26:55	10-15	.667	1-1	.100	5-6	.833	0	3	3	4	2	0	0	2	26
6/26	@PHO																
6/30	vs LVA																
7/2	vs LVA																
7/4	vs SEA																
7/7	@SEA																
7/11	vs MIN																
8/15	vs IND																
8/17	vs ATL																
8/19	vs ATL																
8/22	@NYL																
8/24	@WAS																
8/26	@CON																
8/28	@CON																
8/31	@IND																
9/2	@MIN																
9/9	vs CON																
9/12	vs SEA																
9/16	@ATL																
9/19	@DAL																
Total	—	253:19	38-104	.365	8-25	.320	30-38	.789	1	20	21	17	12	3	18	26	114

#7	MARIA VADEEVA	CENTER	6-4	7/16/98	RUSSIA	3RD SEASON
----	---------------	--------	-----	---------	--------	------------

2019 Regular Season Averages:

G-GS	PPG	RPG	APG	SPG	BPG	MPG	FG%	3FG%	FT%
15-1	7.8	3.9	0.7	1.0	0.2	12.0	.490	.313	.769

	2019 Season Highs	Career Highs	Playoff Career Highs
PTS	24, @ LVA 5/26/19	24, @ LVA 5/26/19	2, two times
REB	8, two times	8, two times	4, vs CON 9/22/19
AST	3, two times	3, two times	2, vs SEA 9/15/19
STL	3, vs MIN 8/20/19	3, vs MIN 8/20/19	—
BLK	3, @ LVA 5/26/19	3, two times	1, three times
FGM	11, @ LVA 5/26/19	11, @ LVA 5/26/19	1, two times
3FGM	2, @ LVA 5/26/19	2, two times	—
FTM	4, vs SEA 8/4/19	4, vs SEA 8/4/19	—
MINS	24:12, @ LVA 5/26/19	24:12, @ LVA 5/26/19	13:30 vs CON 9/22/19



GAME BY GAME STATS

[illegible]

#12NIA COFFEYFORWARD6-16/11/95NORTHWESTERN5TH SEASON

2021 Regular Season Averages:

G-GS	PPG	RPG	APG	SPG	BPG	MPG	FG%	3FG%	FT%
13-9	8.7	3.7	0.9	1.0	1.5	26.5	44.2	43.8	66.7

	2021 Season Highs	Career Highs	Playoff Career Highs
PTS	17, @ CHI 5/30/21	23, vs SEA 5/27/18	—
REB	9, vs CHI 6/5/21	12, vs PHO 6/17/18	—
AST	3, vs CHI 6/5/21	6, @ CHI 6/3/18	—
STL	4, @ CHI 5/30/21	4, @ CHI 5/30/21	—
BLK	6, @ DAL 6/1/21	6, @ DAL 6/1/21	—
FGM	6, two times	8, vs SEA 5/27/18	—
3FGM	3, four times	3, four times	—
FTM	4, two times	7, two times	—
MINS	32:58, vs CHI 6/5/21	32:58, vs CHI 6/5/21	—



GAME BY GAME STATS

Date	Opponent	MINS	FG-A	PCT	3PM-A	PCT	FTM-A	PCT	OFF	DEF	TOT	AST	STL	BLK	TQ	PF	PTS
5/14	vs DAL	19:41	4-8	.500	2-4	.500	0-2	.000	2	2	4	1	1	2	4	2	10
5/21	@ LVA	20:43	3-7	.429	1-2	.500	1-2	.500	0	3	3	0	1	0	0	1	8
5/28	@CHI	16:59	3-5	.600	3-4	.750	0-0	—	1	4	5	1	1	1	0	1	9
5/30	@CHI	31:04	6-12	.500	3-5	.600	0-0	—	1	3	4	1	4	2	1	2	17
6/1	@DAL	28:28	3-8	.375	2-5	.400	0-0	—	1	5	6	1	1	6	1	4	8
6/3	vs IND	30:36	4-4	1.000	3-3	1.000	4-5	.800	0	1	1	1	0	2	0	4	13
6/5	vs CHI	32:25	4-11	.364	0-3	.000	2-2	1.000	1	8	9	3	3	2	0	2	10
6/10	@ WAS	20:12	1-8	.125	0-3	.000	3-4	.750	2	2	4	0	0	0	0	2	5
6/12	@ MIN	24:52	3-6	.500	2-4	.500	0-0	—	1	3	4	1	0	2	3	4	8
6/16	vs PHO	24:54	2-5	.400	0-3	.000	0-0	—	0	1	1	0	1	0	0	4	4
6/18	vs PHO	29:15	2-4	.500	1-1	1.000	0-0	—	1	2	3	1	1	0	2	3	5
6/20	vs NYL	32:12	6-13	.462	3-8	.375	0-0	—	0	3	3	1	0	2	4	2	15
6/24	vs WAS	31:19	1-4	.250	1-3	.333	0-0	-	0	1	1	1	1	1	2	2	3
6/26	@ PHO																
6/30	vs LVA																
7/2	vs LVA																
7/4	vs SEA																
7/7	@ SEA																
7/11	vs MIN																
8/15	vs IND																
8/17	vs ATL																
8/19	vs ATL																
8/22	@ NYL																
8/24	@ WAS																
8/26	@ CON																
8/28	@ CON																
8/31	@ IND																
9/2	@ MIN																
9/9	vs CON																
9/12	vs SEA																
9/16	@ ATL																
9/19	@ DAL																
Total	—	344:09	42-95	.442	21-48	.438	8-12	.667	10	38	48	12	14	20	17	33	113

#13CHINEY OGWUMIKEFORWARD/CENTER6-33/21/92STANFORD5TH SEASON

2021 Regular Season Averages:

G-GS	PPG	RPG	APG	SPG	BPG	MPG	FG%	3FG%	FT%
3-3	9.0	5.7	2.0	0.7	0.7	27.3	34.5	66.7	71.4

	2021 Season Highs	Career Highs	Playoff Career Highs
PTS	12, vs DAL 5/14/21	30, vs SEA 6/15/18	10, @CON 9/19/19
REB	6, two times	17, vs NY 6/29/14	5, @CON 9/19/19
AST	2, three times	4, vs NY 6/14/19	2, vs SEA 9/15/19
STL	1, two times	4, two times	2, vs PHX 9/23/19
BLK	1, @ CHI 5/28/21	7, vs DAL 7/20/16	2, @CON 9/17/19
FGM	5, vs DAL 5/14/21	13, vs SEA 6/15/18	14 @CON 9/19/19
3FGM	2, vs DAL 5/14/21	2, vs DAL 5/14/21	—
FTM	3, @ LVA 5/21/21	8, two times	—
MINS	30:40, @ LVA 5/21/21	40, two times	19, vs PHO 8/23/18



GAME BY GAME STATS

Date	Opponent	MINS	FG-A	PCT	3PM-A	PCT	FTM-A	PCT	OFF	DEF	TOT	AST	STL	BLK	TO	PF	PTS
5/14	vs DAL	27:11	5-11	.455	2-3	.667	0-0	—	1	5	6	2	1	0	1	4	12
5/21	@ LVA	30:40	4-10	.400	0-0	—	3-5	.600	3	2	5	2	1	0	2	5	11
5/28	@CHI	24:00	1-8	.125	0-0	—	2-2	1.000	2	4	6	2	0	1	3	4	4
5/30	@CHI	DNP - KNEE	—	—	—	—	—	—	—	—	—	—	—	—	—	—	—
6/1	@DAL	DNP - KNEE	—	—	—	—	—	—	—	—	—	—	—	—	—	—	—
6/3	vs IND	DNP - KNEE	—	—	—	—	—	—	—	—	—	—	—	—	—	—	—
6/5	vs CHI	DNP - KNEE	—	—	—	—	—	—	—	—	—	—	—	—	—	—	—
6/10	@WAS	DNP - KNEE	—	—	—	—	—	—	—	—	—	—	—	—	—	—	—
6/12	@MIN	DNP - KNEE	—	—	—	—	—	—	—	—	—	—	—	—	—	—	—
6/16	vs PHO	DNP - KNEE	—	—	—	—	—	—	—	—	—	—	—	—	—	—	—
6/18	vs PHO	DNP - KNEE	—	—	—	—	—	—	—	—	—	—	—	—	—	—	—
6/20	vs NYL	DNP - KNEE	—	—	—	—	—	—	—	—	—	—	—	—	—	—	—
6/24	vs WAS	DNP - KNEE	—	—	—	—	—	—	—	—	—	—	—	—	—	—	—
6/26	@PHO																
6/30	vs LVA																
7/2	vs LVA																
7/4	vs SEA																
7/7	@SEA																
7/11	vs MIN																
8/15	vs IND																
8/17	vs ATL																
8/19	vs ATL																
8/22	@NYL																
8/24	@WAS																
8/26	@CON																
8/28	@CON																
8/31	@IND																
9/2	@MIN																
9/9	vs CON																
9/12	vs SEA																
9/16	@ATL																
9/19	@DAL																
Total	—	81:51	10-29	.345	2-3	.667	5-7	.714	6	11	17	6	2	1	6	13	27

#15	BRITTNEY SYKES	GUARD	5-9	2/7/94	SYRACUSE	5TH SEASON
-----	----------------	-------	-----	--------	----------	------------

2021 Regular Season Averages:

G-GS	PPG	RPG	APG	SPG	BPG	MPG	FG%	3FG%	FT%
13-2	8.0	4.3	1.8	1.8	0.6	25.0	39.0	18.8	74.2

	2021 Season Highs	Career Highs	Playoff Career Highs
PTS	14, two times	33, vs PHO 9/3/17	17, @WAS 8/31/18
REB	9, vs PHO 6/16/21	13, vs PHO 7/25/17	6, vs WAS 8/28/18
AST	4, @ MIN 6/12/21	7, vs IND 7/1/18	3, vs WAS 9/4/18
STL	7, vs NYL 6/20/21	7, vs NYL 6/20/21	2, two times
BLK	2, @CHI 5/30/21	3, three times	1, vs WAS 8/28/18
FGM	6, vs PHO 6/16/21	12, vs PHO 9/3/17	6, three times
3FGM	2, @ CHI 5/30/21	4, two times	3, two times
FTM	4, three times	12, vs WAS 7/19/17	2, two times
MINS	30:30, vs NYL 6/20/21	37, vs CON 8/15/17	28, @WAS 9/2/18



GAME BY GAME STATS

Date	Opponent	MINS	FG-A	PCI	3PM-A	PCI	FTM-A	PCI	QFF	DEF	TOI	AST	STL	BLK	TQ	PF	PTS
5/14	vs DAL	26:34	2-7	.286	0-4	.000	2-4	.500	0	2	2	3	2	1	1	0	6
5/21	@ LVA	22:33	1-7	.143	0-5	.000	0-0	—	0	2	2	2	0	0	0	1	2
5/28	@CHI	28:22	4-11	.364	1-3	.333	2-2	1.000	2	3	5	3	5	0	3	3	11
5/30	@CHI	25:59	2-6	.333	2-3	.667	0-0	—	2	1	3	2	1	2	2	4	6
6/1	@DAL	25:13	1-6	.167	0-2	.000	4-4	1.000	0	4	4	1	0	1	2	3	6
6/3	vs IND	26:17	4-9	.444	0-1	.000	0-0	—	1	5	6	2	3	0	1	2	8
6/5	vs CHI	20:20	0-3	.000	0-0	—	1-2	.500	0	4	4	2	0	0	0	3	1
6/10	@WAS	21:26	3-8	.375	0-1	.000	4-6	.667	1	2	3	1	0	1	0	1	10
6/12	@MIN	24:36	1-7	.143	0-0	—	0-0	—	2	4	6	4	3	0	0	2	2
6/16	vs PHO	23:24	6-10	.600	0-0	—	2-3	.667	5	4	9	1	1	1	2	2	14
6/18	vs PHO	22:04	5-8	.625	0-0	—	4-5	.800	1	4	5	0	1	0	0	4	14
6/20	vs NYL	30:30	5-10	.500	0-1	.000	0-1	.000	2	2	4	0	7	0	1	2	10
6/24	vs WAS	27:16	5-8	.625	0-0	.000	4-4	1.00	0	3	3	2	1	2	1	3	14
6/26	@PHO																
6/30	vs LVA																
7/2	vs LVA																
7/4	vs SEA																
7/7	@SEA																
7/11	vs MIN																
8/15	vs IND																
8/17	vs ATL																
8/19	vs ATL																
8/22	@NYL																
8/24	@WAS																
8/26	@CON																
8/28	@CON																
8/31	@IND																
9/2	@MIN																
9/9	vs CON																
9/12	vs SEA																
9/16	@ATL																
9/19	@DAL																
Total	—	325:31	39-100	.390	3-16	.188	23-31	.742	16	40	56	23	24	8	13	30	104

#17	ERICA WHEELER	GUARD	5-7	5/2/91	RUTGERS	6TH SEASON
-----	---------------	-------	-----	--------	---------	------------

2021 Regular Season Averages:

G-GS	PPG	RPG	APG	SPG	BPG	MPG	FG%	3FG%	FT%
13-13	12.5	2.9	4.4	1.2	0.2	26.7	39.3	32.3	85.0

	2021 Season Highs	Career Highs	Playoff Career Highs
PTS	22, vs CHI 6/5/21	33, @NYL 8/8/17	10, vs PHO 9/21/16
REB	6, vs NYL 6/20/21	7, three times	3, vs PHO 9/21/16
AST	10, two times	10, two times	3, vs PHO 9/21/16
STL	3, three times	5, vs ATL 7/31/19	—
BLK	2, vs PHO 6/16/21	2, two times	—
FGM	9, vs NYL 6/20/21	12, @NYL 8/8/17	3, vs PHO 9/21/16
3FGM	3, vs IND 6/3/21	7, @NYL 8/8/17	2, vs PHO 9/21/16
FTM	7, two times	9, vs PHO 6/7/17	2, vs PHO 9/21/16
MINS	34:50, @ CHI 5/30/21	42, vs PHO 6/7/17	25, vs PHO 9/21/16



GAME BY GAME STATS

Date	Opponent	MINS	FG-A	PCI	3PM-A	PCI	FTM-A	PCI	QFF	DEF	TOT	AST	STL	BLK	TQ	PF	PTS
5/14	vs DAL	19:25	2-8	.250	0-3	.000	0-0	—	0	2	2	2	0	0	3	4	4
5/21	@ LVA	19:14	3-6	.500	0-1	.000	0-0	—	0	3	3	1	2	0	2	3	6
5/28	@CHI	25:44	3-5	.500	1-1	1.000	6-7	.857	0	0	0	6	3	0	2	0	13
5/30	@CHI	34:50	6-19	.316	0-1	.000	5-6	.833	0	0	0	7	3	0	5	4	17
6/1	@DAL	22:08	2-12	.167	1-5	.200	0-0	—	0	2	2	0	1	0	2	2	5
6/3	vs IND	24:10	5-9	.556	3-4	.750	1-1	1.000	0	1	1	5	2	0	2	3	14
6/5	vs CHI	34:25	7-13	.538	1-3	.333	7-7	1.000	1	4	5	5	0	0	3	2	22
6/10	@WAS	25:40	3-10	.300	2-4	.500	0-0	-	0	3	3	4	1	0	1	1	8
6/12	@MIN	21:48	3-9	.333	0-0	—	3-4	.750	1	1	2	2	0	0	1	0	9
6/16	vs PHO	30:41	8-17	.471	1-2	.500	1-1	1.000	2	3	5	10	0	2	1	4	18
6/18	vs PHO	29:25	5-14	.357	0-3	.000	7-9	.778	2	3	5	2	0	0	3	3	17
6/20	vs NYL	31:13	9-15	.600	0-1	.000	2-3	.667	1	5	6	10	3	0	4	3	20
6/24	vs WAS	27:54	3-12	.250	1-2	.500	2-2	1.00	0	4	4	3	1	0	2	2	9
6/26	@PHO																
6/30	vs LVA																
7/2	vs LVA																
7/4	vs SEA																
7/7	@SEA																
7/11	vs MIN																
8/15	vs IND																
8/17	vs ATL																
8/19	vs ATL																
8/22	@NYL																
8/24	@WAS																
8/26	@CON																
8/28	@CON																
8/31	@IND																
9/2	@MIN																
9/9	vs CON																
9/12	vs SEA																
9/16	@ATL																
9/19	@DAL																
Total	—	347:03	59-150	.393	10-30	.333	34-40	.850	7	31	38	57	16	2	31	31	162

2021 Regular Season Averages:

G-GS	PPG	RPG	APG	SPG	BPG	MPG	FG%	3FG%	FT%
13-13	9.8	1.4	2.5	0.7	0.0	26.8	43.1	37.0	86.7

	2021 Season Highs	Career Highs	Playoff Career Highs
PTS	22, vs IND 6/3/21	43, vs TUL 7/3/15	32, @NYL 9/10/17
REB	4, vs NYL 6/20/21	9, @CON 8/6/13	6, vs PHO 9/23/13
AST	5, three times	11, vs IND 8/8/19	10, @CON 10/6/19
STL	3, vs PHO 6/18/21	4, three times	5, @CHI 10/4/16
BLK	—	2, four times	1, four times
FGM	8, vs IND 6/3/21	15, vs TUL 7/3/15	10, @NYL 9/10/17
3FGM	4, @DAL 6/1/21	7, three times	9, @NYL 9/10/17
FTM	3, two times	14, vs TUL 6/20/12	10, vs SAS 9/27/12
MINS	35:01, vs NYL 6/20/21	44, vs TUL 6/8/13	40, 8/31/18



GAME BY GAME STATS

Date	Opponent	MINS	FG-A	PGT	3PM-A	PGI	FTM-A	PGI	QFF	DEE	TOT	AST	STL	BLK	TO	PF	PTS
5/14	vs DAL	24:11	4-6	.667	2-4	.500	1-2	.500	0	0	0	2	1	0	3	1	11
5/21	@ LVA	18:14	3-6	.500	1-3	.333	2-2	1.000	0	2	2	5	0	0	2	4	9
5/28	@CHI	22:00	1-1	1.000	0-0	—	3-3	1.000	0	1	1	1	0	0	1	1	5
5/30	@CHI	27:17	0-3	.000	0-2	.000	0-0	—	0	1	1	5	1	0	1	1	0
6/1	@DAL	26:23	5-6	.833	4-5	.800	0-0	—	0	0	0	2	1	0	2	4	14
6/3	vs IND	27:41	8-12	.667	3-7	.429	3-3	1.000	0	2	2	0	0	0	2	2	22
6/5	vs CHI	29:12	2-8	.250	1-2	.500	0-0	—	2	0	2	2	0	0	2	4	5
6/10	@WAS	24:01	1-4	.250	1-3	.333	0-0	-	0	2	2	3	0	0	1	1	3
6/12	@MIN	33:06	5-18	.278	2-6	.333	1-1	1.000	0	0	0	5	1	0	3	3	13
6/16	vs PHO	29:20	7-14	.500	2-6	.333	1-1	1.000	2	0	2	0	0	0	0	3	17
6/18	vs PHO	28:35	3-10	.300	0-2	.000	2-2	1.000	0	1	1	2	3	0	1	1	8
6/20	vs NYL	35:01	6-17	.353	3-12	.250	0-0	—	2	2	4	2	1	0	3	3	15
6/24	vs WAS	23:57	2-4	.500	1-2	.500	0-1	0.0	0	1	1	3	1	0	4	0	5
6/26	@PHO																
6/30	vs LVA																
7/2	vs LVA																
7/4	vs SEA																
7/7	@SEA																
7/11	vs MIN																
8/15	vs IND																
8/17	vs ATL																
8/19	vs ATL																
8/22	@NYL																
8/24	@WAS																
8/26	@CON																
8/28	@CON																
8/31	@IND																
9/2	@MIN																
9/9	vs CON																
9/12	vs SEA																
9/16	@ATL																
9/19	@DAL																
Total	—	349:00	47-109	.431	20-54	.370	13-15	.867	6	12	18	32	9	0	25	28	127

#22	ARELLA GUIRANTES	GUARD	5-11	10/15/97	RUTGERS	1ST SEASON
-----	------------------	-------	------	----------	---------	------------

2021 Regular Season Averages:

G-GS	PPG	RPG	APG	SPG	BPG	MPG	FG%	3FG%	FT%
10-2	3.3	1.4	0.5	0.5	0.2	10.4	29.3	45.5	66.7

	2021 Season Highs	Career Highs	Playoff Career Highs
PTS	6, @ LVA 5/21/21	6, @ LVA 5/21/21	—
REB	5, @ LVA 5/21/21	5, @ LVA 5/21/21	—
AST	2, @ CHI 5/28/21	2, @ CHI 5/28/21	—
STL	2, vs IND 6/3/21	2, vs IND 6/3/21	—
BLK	1, vs IND 6/3/21	1, vs IND 6/3/21	—
FGM	2, four times	2, four times	—
3FGM	1, three times	1, three times	—
FTM	2, @ LVA 5/21/21	2, @ LVA 5/21/21	—
MINS	21:19, @ LVA 5/21/21	21:19, @ LVA 5/21/21	—



GAME BY GAME STATS

Date	Opponent	MINS	FG-A	PCT	3PM-A	PCT	FTM-A	PCT	OFF	DEF	TOT	AST	STL	BLK	TQ	PE	PTS
5/14	vs DAL	8:10	2-5	.400	0-2	.000	0-0	—	0	0	0	0	1	0	0	0	4
5/21	@ LVA	21:19	2-9	.222	0-3	.000	2-2	1.000	1	4	5	1	1	0	0	2	6
5/28	@CHI	14:26	2-7	.285	1-1	1.000	0-0	—	1	0	1	2	0	0	0	1	5
5/30	@CHI	5:17	1-2	.500	1-1	1.000	0-0	—	1	1	2	1	0	0	1	0	3
6/1	@DAL	DNP - COACH	—	—	—	—	—	—	—	—	—	—	—	—	—	—	—
6/3	vs IND	19:51	2-6	.333	1-1	1.000	0-0	—	0	2	2	1	2	1	0	0	5
6/5	vs CHI	3:38	0-2	.000	0-0	—	0-0	—	0	1	1	0	0	0	2	1	0
6/10	@WAS	17:01	2-6	.333	2-3	.667	2-4	.500	0	0	0	0	1	1	0	0	8
6/12	@MIN	6:21	0-2	.000	0-0	—	0-0	—	1	1	2	0	0	0	1	1	0
6/16	vs PHO	5:30	0-1	.000	0-0	—	0-0	—	0	0	0	0	0	0	0	1	0
6/18	vs PHO	1:58	1-1	1.000	0-0	—	0-0	—	0	1	1	0	0	0	1	0	2
6/20	vs NYL	DNP - CD	—	—	—	—	—	—	—	—	—	—	—	—	—	—	—
6/24	vs WAS	DNP - CD	—	—	—	—	—	—	—	—	—	—	—	—	—	—	—
6/26	@PHO																
6/30	vs LVA																
7/2	vs LVA																
7/4	vs SEA																
7/7	@SEA																
7/11	vs MIN																
8/15	vs IND																
8/17	vs ATL																
8/19	vs ATL																
8/22	@NYL																
8/24	@WAS																
8/26	@CON																
8/28	@CON																
8/31	@IND																
9/2	@MIN																
9/9	vs CON																
9/12	vs SEA																
9/16	@ATL																
9/19	@DAL																
Total	—	104:30	12-41	.293	5-11	.455	4-6	.667	4	10	14	5	5	2	5	6	33

2021 Regular Season Averages:

G-GS	PPG	RPG	APG	SPG	BPG	MPG	FG%	3FG%	FT%
5-5	16.4	7.0	1.2	0.6	0.2	29.6	58.6	33.3	80.0

	2021 Season Highs	Career Highs	Playoff Career Highs
PTS	21, @ CHI 5/30/21	38, vs ATL 6/30/16	27, vs CHI 9/28/16
REB	9, two times	20, @ IND 7/12/12	14, vs PHO 9/19/13
AST	3, @ LVA 5/21/21	8, two times	6, vs CHI 9/28/16
STL	2, @ CHI 5/28/21	6, two times	4, @ CHI 10/4/16
BLK	1, @DAL 6/1/21	5, vs ATL 6/30/16	3, @ CHI 10/4/16
FGM	9, @ LVA 5/21/21	13, two times	11, vs CHI 9/28/16
3FGM	1, two times	5, vs WAS 7/7/19	2, vs MIN 10/14/16
FTM	7, @ CHI 5/30/21	14, vs WAS 9/3/15	7, two times
MINS	39:23, @ CHI 5/30/21	46:59, @ CHI 8/18/17	37:59, @ MIN I 9/18/15



GAME BY GAME STATS

Date	Opponent	MINS	FG-A	FG%	3PM-A	3P%	FTM-A	FT%	ORE	DEFF	TOI	AST	STL	BLK	IQ	PF	PTS
5/14	vs DAL	26:20	8-14	.571	0-0	—	2-2	1.000	3	5	8	0	0	0	1	0	18
5/21	@ LVA	28:15	9-17	.529	1-2	.500	0-0	—	0	5	5	3	1	0	1	3	19
5/28	@CHI	28:54	6-11	.545	1-3	.333	1-2	.500	3	6	9	2	2	0	3	0	14
5/30	@CHI	39:23	7-11	.636	0-1	.000	7-9	.778	2	7	9	1	0	0	3	3	21
6/1	@DAL	25:01	4-5	.800	0-0	—	2-2	1.000	1	3	4	0	0	1	1	0	10
6/3	vs IND	DNP - KNEE	—	—	—	—	—	—	—	—	—	—	—	—	—	—	—
6/5	vs CHI	DNP - KNEE	—	—	—	—	—	—	—	—	—	—	—	—	—	—	—
6/10	@WAS	DNP - KNEE	—	—	—	—	—	—	—	—	—	—	—	—	—	—	—
6/12	@MIN	DNP - KNEE	—	—	—	—	—	—	—	—	—	—	—	—	—	—	—
6/16	vs PHO	DNP - KNEE	—	—	—	—	—	—	—	—	—	—	—	—	—	—	—
6/18	vs PHO	DNP - KNEE	—	—	—	—	—	—	—	—	—	—	—	—	—	—	—
6/20	vs NYL	DNP - KNEE	—	—	—	—	—	—	—	—	—	—	—	—	—	—	—
6/24	vs WAS	DNP - KNEE	—	—	—	—	—	—	—	—	—	—	—	—	—	—	—
6/26	@PHO																
6/30	vs LVA																
7/2	vs LVA																
7/4	vs SEA																
7/7	@SEA																
7/11	vs MIN																
8/15	vs IND																
8/17	vs ATL																
8/19	vs ATL																
8/22	@NYL																
8/24	@WAS																
8/26	@CON																
8/28	@CON																
8/31	@IND																
9/2	@MIN																
9/9	vs CON																
9/12	vs SEA																
9/16	@ATL																
9/19	@DAL																
Total	—	148:53	34-58	.586	2-6	.333	12-15	.800	9	26	35	6	3	1	9	6	82

#31	KRISTINE ANIGWE	FORWARD/CENTER	6-4	3/31/97	CALIFORNIA	3RD SEASON
-----	-----------------	----------------	-----	---------	------------	------------

2021 Regular Season Averages:

G-GS	PPG	RPG	APG	SPG	BPG	MPG	FG%	3FG%	FT%
6-1	3.3	3.0	0.8	0.7	0.0	14.7	43.8	—	50.0

	2021 Season Highs	Career Highs	Playoff Career Highs
PTS	7, @ WAS 6/10/21	14, vs NYL 9/8/20	8, vs CON 9/17/20
REB	9, @ WAS 6/10/21	9, two times	7, vs CON 9/17/20
AST	1, four times	2, two times	—
STL	1, three times	2, four times	—
BLK	—	2, two times	1, vs CON 9/17/20
FGM	2, two times	5, vs NYL 9/8/20	3, vs CON 9/17/20
3FGM	—	—	—
FTM	3, @ WAS 6/10/21	4, four times	2, vs CON 9/17/21
MINs	27:39, @ WAS 6/10/21	26:19, @ CON 9/4/19	17:56, vs CON 9/17/20



GAME BY GAME STATS

Date	Opponent	MINS	FG-A	PCI	3PM-A	PCI	FTM-A	PCI	QEE	DEE	IQI	AST	STL	BLK	TO	PF	PTS
5/14	vs DAL	NWT	—	—	—	—	—	—	—	—	—	—	—	—	—	—	—
5/21	@ LVA	NWT	—	—	—	—	—	—	—	—	—	—	—	—	—	—	—
5/28	@CHI	NWT	—	—	—	—	—	—	—	—	—	—	—	—	—	—	—
5/30	@CHI	NWT	—	—	—	—	—	—	—	—	—	—	—	—	—	—	—
6/1	@DAL	NWT	—	—	—	—	—	—	—	—	—	—	—	—	—	—	—
6/3	vs IND	NWT	—	—	—	—	—	—	—	—	—	—	—	—	—	—	—
6/5	vs CHI	NWT	—	—	—	—	—	—	—	—	—	—	—	—	—	—	—
6/10	@WAS	27:39	2-2	1.000	0-0	—	3-6	.500	4	5	9	1	0	0	3	6	7
6/12	@MIN	5:37	0-0	—	0-0	—	0-0	—	1	1	2	0	0	0	0	1	0
6/16	vs PHO	13:01	2-3	.667	0-0	—	0-0	—	1	1	2	1	1	0	2	3	4
6/18	vs PHO	18:59	1-5	.200	0-0	—	2-4	.500	0	0	0	1	1	0	1	3	4
6/20	vs NYL	11:51	1-3	.333	0-0	—	1-2	.500	1	1	2	1	1	0	1	2	3
6/24	vs WAS	11:49	1-3	.333	0-0	—	0-0	—	0	3	3	1	1	0	2	3	2
6/26	@PHO																
6/30	vs LVA																
7/2	vs LVA																
7/4	vs SEA																
7/7	@SEA																
7/11	vs MIN																
8/15	vs IND																
8/17	vs ATL																
8/19	vs ATL																
8/22	@NYL																
8/24	@WAS																
8/26	@CON																
8/28	@CON																
8/31	@IND																
9/2	@MIN																
9/9	vs CON																
9/12	vs SEA																
9/16	@ATL																
9/19	@DAL																
Total	—	88:07	7-16	.438	0-0	—	6-12	.500	7	11	18	5	4	0	9	18	20

2021 Regular Season Averages:

G-GS	PPG	RPG	APG	SPG	BPG	MPG	FG%	3FG%	FT%
12-4	5.0	3.2	1.5	1.0	0.4	18.8	31.9	30.8	46.2

	2021 Season Highs	Career Highs	Playoff Career Highs
PTS	14, vs IND 6/3/21	20, vs SAS 9/13/16	21, vs SEA 9/21/16
REB	7, vs IND 6/3/21	7, three times	7, vs SEA 9/21/16
AST	4, vs PHO 6/16/21	5, two times	3, two times
STL	3, NYL 6/20/21	5, vs PHO 9/6/16	3, vs WAS 10/6/19
BLK	2, vs PHO 6/18/21	2, two times	1, two times
FGM	6, vs IND 6/3/21	9, vs PHO 9/6/16	7, vs SEA 9/21/16
3FGM	2, three times	3, four times	2, vs SEA 9/21/16
FTM	2, vs DAL 5/14/21	7, two times	5, vs SEA 9/21/16
MINS	35:45, vs PHO 6/18/21	38:19, vs LAS 5/27/17	40:00, vs SEA 9/21/16



GAME BY GAME STATS

Date	Opponent	MINS	FG-A	PGT	3PM-A	PGT	FTM-A	PGT	OFF	DEF	TOT	AST	STL	BLK	TO	PF	PTS
5/14	vs DAL	13:36	0-5	.000	0-1	.000	2-2	1.000	0	0	0	2	2	0	0	3	2
5/21	@ LVA	15:13	0-6	.000	0-1	.000	0-0	—	1	1	2	3	1	0	2	2	0
5/28	@CHI	9:53	1-3	.333	0-1	.000	0-0	—	0	1	1	0	0	0	2	1	2
5/30	@CHI	16:00	1-6	.167	0-2	.000	1-2	.500	2	1	3	2	0	1	0	2	3
6/1	@DAL	18:28	1-6	.167	1-4	.250	1-2	.500	1	1	2	1	0	1	1	1	4
6/3	vs IND	29:58	6-9	.667	2-3	.667	0-0	—	1	6	7	3	2	0	1	2	14
6/5	vs CHI	16:08	2-8	.250	0-2	.000	0-2	.000	3	2	5	0	0	0	1	1	4
6/10	@WAS	17:03	3-7	.428	1-3	.333	0-0	—	1	1	2	1	1	0	0	0	7
6/12	@MIN	15:05	0-4	.000	0-2	.000	0-0	—	1	1	2	1	2	0	0	0	0
6/16	vs PHO	25:10	4-8	.500	2-4	.500	0-1	.000	3	3	6	4	0	1	0	1	10
6/18	vs PHO	35:45	4-9	.444	2-3	.667	1-2	.500	1	4	5	1	0	2	2	4	11
6/20	vs NYL	12:52	1-1	1.000	0-0	—	1-2	.500	1	2	3	0	3	0	2	0	3
6/24	vs WAS	DNP - CD	—	—	—	—	—	—	—	—	—	—	—	—	—	—	—
6/26	@PHO																
6/30	vs LVA																
7/2	vs LVA																
7/4	vs SEA																
7/7	@SEA																
7/11	vs MIN																
8/15	vs IND																
8/17	vs ATL																
8/19	vs ATL																
8/22	@NYL																
8/24	@WAS																
8/26	@CON																
8/28	@CON																
8/31	@IND																
9/2	@MIN																
9/9	vs CON																
9/12	vs SEA																
9/16	@ATL																
9/19	@DAL																
Total	—	225:08	23-72	.319	8-26	.308	6-13	.462	15	23	38	18	12	5	11	17	60

#40	JASMINE WALKER	FORWARD	6-3	2/3/98	ALABAMA	1ST SEASON
-----	----------------	---------	-----	--------	---------	------------

2021 Regular Season Averages:

G-GS	PPG	RPG	APG	SPG	BPG	MPG	FG%	3FG%	FT%
2-0	0.0	0.5	1.0	1.0	0.5	10.0	0.0	0.0	0.0

	2021 Season Highs	Career Highs	Playoff Career Highs
PTS	—	—	—
REB	1, vs DAL 5/14/21	1, vs DAL 5/14/21	—
AST	2, vs DAL 5/14/21	2, vs DAL 5/14/21	—
STL	2, vs DAL 5/14/21	2, vs DAL 5/14/21	—
BLK	1, @ LVA 5/21/21	1, @ LVA 5/21/21	—
FGM	—	—	—
3FGM	—	—	—
FTM	—	—	—
MINS	17:22, vs DAL 5/14/21	17:22, vs DAL 5/14/21	—



GAME BY GAME STATS

Date	Opponent	MINS	FG-A	PGT	3PM-A	PGT	FTM-A	PGT	QFF	DEF	TOT	AST	STL	BLK	TO	PF	PTS
5/14	vs DAL	17:22	0-4	.000	0-3	.000	0-0	—	0	1	1	2	2	0	1	1	0
5/21	@ LVA	2:36	0-1	.000	0-1	.000	0-2	.000	0	0	0	0	0	1	0	0	0
5/28	@CHI	DNP - KNEE	-	-	-	-	-	-	-	-	-	-	-	-	-	-	-
5/30	@CHI	DNP - KNEE	—	—	—	—	—	—	—	—	—	—	—	—	—	—	—
6/1	@DAL	DNP - KNEE	—	—	—	—	—	—	—	—	—	—	—	—	—	—	—
6/3	vs IND	DNP - KNEE	—	—	—	—	—	—	—	—	—	—	—	—	—	—	—
6/5	vs CHI	DNP - KNEE	—	—	—	—	—	—	—	—	—	—	—	—	—	—	—
6/10	@WAS	DNP - KNEE	—	—	—	—	—	—	—	—	—	—	—	—	—	—	—
6/12	@MIN	DNP - KNEE	—	—	—	—	—	—	—	—	—	—	—	—	—	—	—
6/16	vs PHO	DNP - KNEE	—	—	—	—	—	—	—	—	—	—	—	—	—	—	—
6/18	vs PHO	DNP - KNEE	—	—	—	—	—	—	—	—	—	—	—	—	—	—	—
6/20	vs NYL	DNP - KNEE	—	—	—	—	—	—	—	—	—	—	—	—	—	—	—
6/24	vs WAS	DNP - KNEE	—	—	—	—	—	—	—	—	—	—	—	—	—	—	—
6/26	@PHO																
6/30	vs LVA																
7/2	vs LVA																
7/4	vs SEA																
7/7	@SEA																
7/11	vs MIN																
8/15	vs IND																
8/17	vs ATL																
8/19	vs ATL																
8/22	@NYL																
8/24	@WAS																
8/26	@CON																
8/28	@CON																
8/31	@IND																
9/2	@MIN																
9/9	vs CON																
9/12	vs SEA																
9/16	@ATL																
9/19	@DAL																
Total	—	19:58	0-5	.000	0-4	.000	0-2	.000	0	1	1	2	2	1	1	1	0

2021 Regular Season Averages:

G-GS	PPG	RPG	APG	SPG	BPG	MPG	FG%	3FG%	FT%
5-0	3.8	1.6	1.0	0.4	0.0	12.2	58.3	62.5	—

	2021 Season Highs	Career Highs	Playoff Career Highs
PTS	13, vs WASH 6/24/21	13, vs WASH 6/24/21	—
REB	3, vs PHO 6/16/21	3, vs PHO 6/16/21	1, @ WAS 8/23/18
AST	1, four times	3, @ ATL 7/23/19	—
STL	1, two times	2, vs SEA 9/8/19	—
BLK	—	2, two times	—
FGM	3, vs WASH 6/24/21	3, vs WASH 6/24/21	—
3FGM	3, vs WASH 6/24/21	3, vs WASH 6/24/21	—
FTM	—	—	—
MINs	20:00, vs NYL 6/20/21	20:52, vs SEA 9/8/19	2:30, @ WAS 8/23/18



GAME BY GAME STATS

Date	Opponent	MINS	FG-A	FG%	3PM-A	3P%	FTM-A	FT%	QFF	DEF	TOT	AST	STL	BLK	TO	PF	PTS
5/14	vs DAL	—	—	—	—	—	—	—	—	—	—	—	—	—	—	—	—
5/21	@ LVA	—	—	—	—	—	—	—	—	—	—	—	—	—	—	—	—
5/28	@CHI	—	—	—	—	—	—	—	—	—	—	—	—	—	—	—	—
5/30	@CHI	—	—	—	—	—	—	—	—	—	—	—	—	—	—	—	—
6/1	@DAL	—	—	—	—	—	—	—	—	—	—	—	—	—	—	—	—
6/3	vs IND	—	—	—	—	—	—	—	—	—	—	—	—	—	—	—	—
6/5	vs CHI	—	—	—	—	—	—	—	—	—	—	—	—	—	—	—	—
6/10	@WAS	9:32	1-2	.500	1-2	.500	0-0	—	0	1	1	1	1	0	1	3	3
6/12	@MIN	DNP - CD	—	—	—	—	—	—	—	—	—	—	—	—	—	—	—
6/16	vs PHO	13:23	1-3	.333	1-2	.500	0-0	—	1	2	3	1	0	0	0	1	3
6/18	vs PHO	1:58	0-0	—	0-0	—	0-0	—	0	0	0	1	0	0	0	0	0
6/20	vs NYL	20:00	0-2	.000	0-1	.000	0-0	—	1	1	2	1	1	0	0	3	0
6/24	vs WAS	16:26	5-5	1.00	3-3	1.00	0-0	—	0	2	2	1	0	0	0	3	13
6/26	@PHO																
6/30	vs LVA																
7/2	vs LVA																
7/4	vs SEA																
7/7	@SEA																
7/11	vs MIN																
8/15	vs IND																
8/17	vs ATL																
8/19	vs ATL																
8/22	@NYL																
8/24	@WAS																
8/26	@CON																
8/28	@CON																
8/31	@IND																
9/2	@MIN																
9/9	vs CON																
9/12	vs SEA																
9/16	@ATL																
9/19	@DAL																
Total	—	61:53	7-12	.583	5-8	.625	0-0	—	2	6	8	5	2	0	1	10	19