

# LOS ANGELES SPARKS 2021 GAME NOTES



## Washington Mystics (7-6) at Los Angeles Sparks (5-7) June 24, 2021



LA Convention Center | 7:30 p.m. (PT)  
Spectrum SportsNet, League Pass

### REGULAR SEASON SCHEDULE

Date	Opponent	Time/Result	Record
5/14	DALLAS	L, 94-71	0-1
5/21	at Las Vegas	L, 97-69	0-2
5/28	at Chicago	W, 76-61	1-2
5/30	at Chicago	W, 82-79 OT	2-2
6/1	at Dallas	L, 79-69	2-3
6/3	INDIANA	W, 98-63	3-3
6/5	CHICAGO	W, 68-63	4-3
6/10	at Washington	L, 89-71	4-4
6/12	at Minnesota	L, 80-64	4-5
6/16	PHOENIX	W, 85-80	5-5
6/18	PHOENIX	L, 80-66	5-6
6/20	NEW YORK	L, 76-73	5-7
6/24	WASHINGTON	7:30 pm	—
6/27	at Phoenix	3:00 pm	—
6/30	LAS VEGAS	7:30 pm	—
7/2	LAS VEGAS	7:00 pm	—
7/4	SEATTLE	6:00 pm	—
7/7	at Seattle	6:00 pm	—
7/11	MINNESOTA	6:00 pm	—
8/15	INDIANA	6:00 pm	—
8/17	ATLANTA	7:30 pm	—
8/19	ATLANTA	7:30 pm	—
8/22	at New York	11:00 am	—
8/24	at Washington	4:00 pm	—
8/26	at Connecticut	4:00 pm	—
8/28	at Connecticut	4:00 pm	—
8/31	at Indiana	4:00 pm	—
9/1	at Minnesota	5:00 pm	—
9/9	CONNECTICUT	7:30 pm	—
9/12	SEATTLE	12:00 pm	—
9/16	at Atlanta	4:00 pm	—
9/19	at Dallas	2:00 pm	—

\*all times listed are Pacific Standard Time

### PLAYER UPDATES

NUM.	PLAYER	UPDATE
40	Jasmine Walker	Out (right knee)
13	Chiney Ogumike	Out (right knee)
30	Nneka Ogumike	Out (left knee)

### CONTACT INFORMATION

#### Eli Horowitz

Director, Public Relations and Communications  
ehorowitz@la-sparks.com  
(847) 644-9932



@LA\_Sparks



@LASparks



Los Angeles Sparks

#### Natalie Gilmore

Coordinator, Public Relations and Communications  
ngilmore@la-sparks.com

### LAST GAME STARTERS

G	17	ERICA WHEELER	5'7"	6TH SEASON
GP/GS	12/12	PPG 12.8	RPG 2.8	APG 4.5
		SPG 1.3	FG% 40.6	3FG% 31.0
		MPG 26.6		

G	20	KRISTI TOLIVER	5'7"	12TH SEASON
GP/GS	12/12	PPG 10.2	RPG 1.4	APG 2.5
		SPG 0.7	FG% 42.9	3FG% 36.5
		MPG 27.1		

G	32	BRIA HOLMES	6'3"	5TH SEASON
GP/GS	12/4	PPG 5.0	RPG 3.2	APG 1.5
		SPG 1.0	FG% 31.9	3FG% 30.8
		MPG 18.8		

F	12	NIA COFFEY	6'1"	5TH SEASON
GP/GS	12/8	PPG 9.2	RPG 3.9	APG 0.9
		SPG 1.0	FG% 45.1	3FG% 44.4
		MPG 26.1		

C	1	AMANDA ZAHUI B.	6'5"	7TH SEASON
GP/GS	10/7	PPG 10.3	RPG 5.7	APG 0.6
		SPG 0.8	FG% 43.6	3FG% 28.0
		MPG 24.5		

### MATCHUP NOTES

The Los Angeles Sparks (5-7) face off against the Washington Mystics (7-6) on Thursday, June 24 at 7:30 PM PT at the Los Angeles Convention Center. The Sparks most recently lost 76-73 to the New York Liberty on June 20. Sparks guard Erica Wheeler recorded 20 points, 10 assists, and six rebounds. It was her second career double double. The Mystics most recently beat the reigning champion Seattle Storm, 87-83. Mystics center Tina Charles recorded 34 points and 16 rebounds to lead the Mystics. Mystics guard Leilani Mitchell also scored 19 points. This will be the second time these two teams face off this season. Washington defeated Los Angeles 89-71 on June 10.

### Mystics Probable Starters

C Tina Charles  
F Sydney Wiese  
F Theresa Plaisance  
G Ariel Atkins  
G Leilani Mitchell

Head Coach: Mike Thibault

### MILESTONE WATCH

PLAYER	MILESTONE (CURRENT)
Nneka Ogumike	4500 points (4401) 2100 rebounds (2056) 600 assists (504) 200 blocks (177) 500 steals (408)
Kristi Toliver	4500 points (4313) 800 rebounds (803) 1300 assists (1234) 400 steals (316)
Chiney Ogumike	1800 points (1676) 1000 rebounds (913) 150 blocks (113)

### ASSOCIATED PRESS POWER POLL

Week 7	Total Points	High	Low
1 Seattle	167	1	2
2 Las Vegas	155	1	2
3 Chicago	130	3	8
4 Connecticut	124	3	6
5 New York	110	4	7
6 Washington	94	4	9
7 Dallas	90	4	8
8 Phoenix	81	5	8
9 Minnesota	50	8	11
10 Atlanta	39	9	11
11 Los Angeles	38	9	11
12 Indiana	14	12	12

### AMANDA ZAHUI THREE

After missing the first two games with a back injury, Swedish Center Amanda Zahui B. is seventh in the WNBA in blocks per game (1.4) and holding down the frontcourt with the Ogwumike sisters out. Zahui B. is also Top 10 in defensive rating (94.7) and fifth in the league in 2-point FG % (61.4). She is also second in the WNBA in 3-pointers made per game by a Center, behind only Tina Charles.

### ALL STAR EWHEEZY

Erica Wheeler leads the WNBA in clutch points per game (4.5), is top 10 in assists per game (4.5) and had her first two career double-doubles with 18 points and 10 assists on June 16, and 20 points and 10 assists against New York on June 20.

\*Stats as of June 23, 2021

### NNEKA OGWUMIKE APPRECIATION

- WNBA MVP
- WNBA Champion
- 6x All-Star
- 4x All-WNBA team
- 4x WNBA All-Defensive Team
- 2x FIBA World Cup Gold Medalist
- No. 1 overall pick
- Rookie of the Year
- Euroleague Champion
- WNBPA President
- 15th All-time in Win Shares
- 5th All-Time in Field Goal Percentage
- 3rd All Time in True Shooting Percentage
- 4th All Time in Effective Field Goal Percentage
- 22nd All Time in Defensive Win Shares
- 1st All Time in Single-Season EFG and TS% (2016)

### 2021 LOS ANGELES SPARKS ROSTER

NUM.	PLAYER	POS.	HT.	YRS OF EXP.	DOB	COLLEGE
1	Amanda Zahui B.	C	6'5"	6	09/8/93	Minnesota
2	Te'a Cooper	G	5'8"	1	04/16/97	Baylor
7	Maria Vadeeva*	C	6'4"	2	07/16/98	Russia
12	Nia Coffey	F	6'1"	4	06/11/95	Northwestern
13	Chiney Ogwumike	F/C	6'3"	4	03/21/92	Stanford
15	Brittney Sykes	G	5'9"	4	02/07/94	Syracuse
17	Erica Wheeler	G	5'7"	5	05/2/91	Rutgers
20	Kristi Toliver	G	5'7"	11	01/27/87	Maryland
22	Arella Guirantes	G	5'11"	R	10/15/97	Rutgers
30	Nneka Ogwumike	F	6'2"	9	07/02/90	Stanford
31	Kristine Anigwe	F/C	6'4"	2	03/31/1997	California
32	Bria Holmes	G	6'3"	4	04/19/94	West Virginia
40	Jasmine Walker	F	6'3"	R	02/03/98	Alabama
44	Karlie Samuelson	G	6'0"	2	05/10/1995	Stanford

\*will return following overseas commitments

#### Coaching Staff:

Head Coach Derek Fisher

Assistant Coach Fred Williams

Assistant Coach Latricia Trammell

Assistant Coach Seimone Augustus

### PRONUNCIATION CHART

#### PLAYER/COACH

Te'a Cooper

Nneka Ogwumike

Chiney Ogwumike

Nia Coffey

Amanda Zahui B.

Arella Guirantes

Asst. Coach Seimone Augustus

Asst. Coach Latricia Trammell

#### PRONUNCIATION

TAY-uh

NECK-uh Oh-gwoo-muh-kay

CHIN-ay Oh-gwoo-muh-kay

Knee-uh

Zow-ee-bee

uh-REL-uh gih-RAHN-tez

suh-MOAN

TRAM-uhl


# 2021 LA SPARKS ROSTER




Position: C  
Height: 6'5"  
DOB: 9/8/1993  
College: Minnesota



Position: G  
Height: 5'8"  
DOB: 4/16/1997  
College: Baylor



Position: C  
Height: 6'4"  
DOB: 7/16/1998  
College: Russia



Position: F  
Height: 6'1"  
DOB: 6/11/1995  
College: Northwestern



Position: F/C  
Height: 6'3"  
DOB: 3/21/1992  
College: Stanford




Position: G  
Height: 5'9"  
DOB: 2/7/1994  
College: Syracuse

**WILL JOIN TEAM AFTER  
OVERSEAS COMMITMENTS**




Position: G  
Height: 5'7"  
DOB: 5/2/1991  
College: Rutgers




Position: G  
Height: 5'7"  
DOB: 1/27/1987  
College: Maryland




Position: G  
Height: 5'11"  
DOB: 10/15/1997  
College: Rutgers




Position: F  
Height: 6'2"  
DOB: 7/2/1990  
College: Stanford




Position: F/C  
Height: 6'4"  
DOB: 3/31/1997  
College: California



Position: G  
Height: 6'3"  
DOB: 4/19/1994  
College: West Virginia



Position: F  
Height: 6'3"  
DOB: 2/3/1998  
College: Alabama



Position: G  
Height: 6'  
DOB: 5/10/1995  
College: Stanford

## COACHING STAFF




**HEAD COACH**



**ASSISTANT COACH**



**ASSISTANT COACH**



**ASSISTANT COACH**



**DIRECTOR OF  
SPORTS MEDICINE/  
HEAD ATHLETIC  
TRAINER**



**PLAYER  
DEVELOPMENT  
COACH**

### Sparks Honor '97 Game, Fall to Liberty

On Father's Day, the Los Angeles Sparks fell short against the New York Liberty, 76-73, in a rematch of the WNBA's inaugural game on June 21, 1997.

The teams played a tight first quarter, with the Liberty carrying a 21-18 lead into the second quarter. The Liberty had an evenly distributed scoring attack in the first period. Conversely, Sparks leaned heavily on Erica Wheeler, who had a phenomenal first quarter, scoring 11 points on 5-of-6 shooting. Just minutes into the game, she was in double-figures for the seventh time this season.



The second quarter saw the Liberty build on their lead, which stood at 44-36 by halftime. Nia Coffey came alive for Los Angeles in the 2nd period, as she scored 8 points, sent back a Liberty layup attempt, and snagged a rebound. LA's Kristi Toliver hit a milestone 1,500th field goal in the second quarter on a 21-foot jumper. The Liberty were led by Rebecca Allen, who hit three consecutive 3-pointers to start the quarter. She also brought in 2 rebounds, recorded an assist, and grabbed a steal.

In the first half Erica Wheeler led all players with 13 points and 5 assists. Rebecca Allen led the Liberty with 12 first-half points. Meanwhile, the Liberty's Sami Whitcomb led all players with 6 first-half rebounds.

The Liberty used an early third quarter run to extend their lead to 14 points. The run was propelled by Betnijah Laney, who scored on 3 straight possessions for New York. Kristi Toliver helped the Sparks stay within striking distance by scoring 11 of her team's first 15 third-quarter points. With just over 1 minute to go in the quarter Nia Coffey knocked down a triple to shrink New York's lead to just 2 points. Less than a minute later, Erica Wheeler hit a driving layup to knot the contest up at 58 as the game went to the 4th quarter. LA's Brittney Sykes hit her 500th career field goal and recorded her 100th career steal in the third quarter.

Carrying her hot hand over from the third quarter, Kristi Toliver hit a jumper on the Sparks first possession of the fourth quarter to put the Sparks up 60-58, their first lead since being up 17-16 late in the first quarter. From there, each team traded buckets. There were five lead changes in the final 4 minutes of the game. The Sparks found themselves trailing by 3 points with 8.2 seconds to go in regulation. With one final chance to tie it up at the buzzer, a Nia Coffey 3-point attempt hit the back-iron, giving the Liberty a 76-73 victory.

The Sparks outshot the Liberty 45.6% to 42.1% and forced 12 more turnovers than they committed. However, New York out-rebounded Los Angeles and hit 18-of-20 free throw attempts, while LA made just 5-of-10. Four Sparks finished in double figures — Erica Wheeler (20), Kristi Toliver (15), Nia Coffey (15), and Brittney Sykes (10). Wheeler's 20 points and 10 assists led all players and was her second double-double of the season and of her career. Additionally, her 6 rebounds were tops for the Sparks. Brittney Sykes nabbed a game-high 7 steals for Los Angeles. New York also had 4 players score in double-figures. They were led by Rebecca Allen's 19 points. Betnijah Laney led the team with 5 assists while Sami Whitcomb led all players with 9 rebounds.

The game dropped the Sparks to 5-7 and improved the Liberty to 7-6. After playing 3 games in 5 days, the Sparks now get a few days off before taking on the Washington Mystics in Los Angeles on Thursday, June 24.

### Los Angeles Highlights:

- Four Sparks were in the double digits: Erica Wheeler (20), Kristi Toliver (15), and Nia Coffey (15), and Brittney Sykes (10).
- After the first quarter, Erica Wheeler led all players with 11 points.
- Wheeler hit a double-double with 20 points and 10 assists, this is Wheeler's seventh time in double figures and second time with a double-double in the 2021 season.
- Brittney Sykes grabbed a career high 7 steals.



**MOST RECENT GAME - BOX SCORE**

**WOMEN'S NATIONAL BASKETBALL ASSOCIATION**

**OFFICIAL SCORER'S REPORT  
FINAL BOX**

Sunday, June 20, 2021 Los Angeles Convention Center, Los Angeles, CA  
Officials: #55 Eric Brewton, #13 Cheryl Flores, #85 Robert Hussey

Game Duration: 2:05  
Attendance: 731

**VISITOR: New York Liberty (7-6)**

	POS	MIN	FG	FGA	3P	3PA	FT	FTA	OR	DR	TOT	A	PF	ST	TO	BS	+/-	PTS
9 Rebecca Allen	F	37:45	5	15	5	11	4	4	1	5	6	3	1	3	1	3	2	19
12 Michaela Onyenwere	F	20:20	1	4	0	3	2	3	1	1	2	1	2	1	1	0	-9	4
24 Kylee Shook	C	21:20	5	7	1	2	0	0	3	4	7	2	0	2	4	0	9	11
44 Betnijah Laney	G	34:02	6	10	0	2	2	2	0	5	5	5	4	1	9	0	9	14
32 Sami Whitcomb	G	37:19	5	8	3	6	4	4	1	8	9	3	2	0	3	0	1	17
1 Reshanda Gray		15:36	0	2	0	0	2	2	1	0	1	0	4	0	4	0	4	2
4 Jazmine Jones		13:06	0	3	0	0	0	0	1	1	2	2	2	0	4	0	-10	0
20 Sabrina Ionescu		20:32	2	8	1	7	4	5	3	3	6	2	1	2	3	0	9	9
0 Leaonna Odom	DNP - Coach's decision																	
2 DiDi Richards	DNP - Coach's decision																	
200:00			24	57	10	31	18	20	11	27	38	18	16	9	29	3	3	76
			42.1%		32.3%		90%		TM REB: 6		TOT TO: 30 (37 PTS)							

**HOME: LOS ANGELES SPARKS (5-7)**

	POS	MIN	FG	FGA	3P	3PA	FT	FTA	OR	DR	TOT	A	PF	ST	TO	BS	+/-	PTS
32 Bria Holmes	F	12:52	1	1	0	0	1	2	1	2	3	0	0	3	2	0	-4	3
12 Nia Coffey	F	32:12	6	13	3	8	0	0	0	3	3	1	2	0	4	2	-12	15
1 Amanda Zahui B	C	11:24	2	4	0	1	0	0	0	2	2	0	3	1	2	0	-9	4
20 Kristi Toliver	G	35:01	6	17	3	12	0	0	2	2	4	2	3	1	3	0	-7	15
17 Erica Wheeler	G	31:13	9	15	0	1	2	3	1	5	6	10	3	3	4	0	-4	20
2 Te'a Cooper		14:56	1	3	0	0	1	2	0	1	1	1	1	0	1	0	5	3
15 Brittney Sykes		30:30	5	10	0	1	0	1	2	2	4	0	2	7	1	0	9	10
31 Kristine Anigwe		11:52	1	3	0	0	1	2	1	1	2	1	2	1	1	0	2	3
44 Karlie Samuelson		20:00	0	2	0	1	0	0	1	1	2	1	3	1	0	0	5	0
22 Arella Guirantes	DNP - Coach's decision																	
200:00			31	68	6	24	5	10	8	19	27	16	19	17	18	2	-3	73
			45.6%		25%		50%		TM REB: 6		TOT TO: 18 (19 PTS)							

SCORE BY PERIOD	1	2	3	4	FINAL
Liberty	21	23	14	18	76
SPARKS	18	18	22	15	73

Inactive: Liberty - Howard (Injury/Illness - Left knee), Willoughby (Injury/Illness - Left achilles)  
Inactive: Sparks - Ogwumike (Injury/Illness - Right knee), Ogwumike (Injury/Illness - Left knee), Walker (Injury/Illness - Right knee)  
Points in the Paint: Liberty 22 (11/19), SPARKS 30 (15/26)  
Biggest Lead: Liberty 14, SPARKS 4  
2nd Chance Points: Liberty 19 (6/9), SPARKS 0 (0/4)  
Lead Changes: 9  
Fast Break Points: Liberty 4 (2/4), SPARKS 10 (5/5)  
Times Tied: 9

LAST TIME AGAINST WASHINGTON- BOX SCORE

WOMEN'S NATIONAL BASKETBALL ASSOCIATION

OFFICIAL SCORER'S REPORT  
FINAL BOX

Thursday, June 10, 2021 Entertainment and Sports Arena, Washington, DC

Officials: #55 Eric Brewton, #86 Angelica Suffren, #14 Dannica Mosher

Game Duration: 2:09  
Attendance: 2100 (Sellout)

VISITOR: Los Angeles Sparks (4-4)

	POS	MIN	FG	FGA	3P	3PA	FT	FTA	OR	DR	TOT	A	PF	ST	TO	BS	+/-	PTS
2 Te'a Cooper	F	21:33	3	14	0	2	5	6	1	2	3	2	2	2	2	1	-7	11
12 Nia Coffey	F	20:13	1	8	0	3	3	4	2	2	4	0	2	0	0	0	-12	5
1 Amanda Zahui B	C	15:52	3	6	1	2	2	2	0	4	4	0	3	0	3	1	-18	9
20 Kristi Toliver	G	24:01	1	4	1	3	0	0	0	2	2	3	1	0	1	0	-17	3
17 Erica Wheeler	G	25:40	3	10	2	4	0	0	0	3	3	4	1	1	1	0	-22	8
15 Brittney Sykes		21:26	3	8	0	1	4	6	1	2	3	1	1	0	0	1	-5	10
31 Kristine Anigwe		27:39	2	2	0	0	3	6	4	5	9	1	6	0	3	0	-4	7
32 Bria Holmes		17:03	3	7	1	3	0	0	1	1	2	1	0	1	0	0	-9	7
44 Karlie Samuelson		09:32	1	2	1	2	0	0	0	1	1	1	3	1	1	0	6	3
22 Arella Guirantes		17:01	2	6	2	3	2	4	0	0	0	0	0	1	0	1	-2	8
		200:00	22	67	8	23	19	28	9	22	31	13	19	6	11	4	-18	71
			32.8%		34.8%		67.9%		TM REB: 15		TOT TO: 12 (11 PTS)							

HOME: WASHINGTON MYSTICS (4-5)

	POS	MIN	FG	FGA	3P	3PA	FT	FTA	OR	DR	TOT	A	PF	ST	TO	BS	+/-	PTS
21 Shavonte Zellous	F	21:25	0	1	0	1	0	0	0	5	5	2	4	0	2	0	21	0
2 Myisha Hines-Allen	F	26:38	5	16	0	0	0	1	4	2	6	2	1	1	0	0	22	10
31 Tina Charles	C	22:44	8	17	2	5	2	2	1	9	10	3	4	0	2	0	18	20
7 Ariel Atkins	G	29:03	7	10	3	5	6	7	3	2	5	3	2	2	1	1	27	23
9 Natasha Cloud	G	31:10	2	5	1	3	3	4	0	4	4	5	1	0	1	0	19	8
1 Kiara Leslie		13:02	3	7	1	1	1	2	0	2	2	0	2	0	1	0	-9	8
5 Leilani Mitchell		18:19	1	5	1	5	0	0	1	1	2	1	3	0	0	0	2	3
24 Erica McCall		16:18	1	3	0	0	0	0	1	1	2	0	4	0	3	0	-2	2
55 Theresa Plaisance		14:20	3	7	3	6	2	2	1	5	6	1	1	1	1	4	-2	11
4 Stella Johnson		07:01	0	0	0	0	4	4	1	0	1	1	3	0	1	0	-6	4
		200:00	30	71	11	26	18	22	12	31	43	18	25	4	12	5	18	89
			42.3%		42.3%		81.8%		TM REB: 10		TOT TO: 13 (10 PTS)							

SCORE BY PERIOD

	1	2	3	4	FINAL
Sparks	14	21	16	20	71
MYSTICS	23	22	24	20	89

Inactive: Sparks - Ogwumike (Injury/Illness - Right Knee), Ogwumike (Injury/Illness - Left Knee), Walker (Injury/Illness - Right Knee)  
Inactive: Mystics - Delle Donne (Injury/Illness - Back), Wiese (Injury/Illness - Ankle Sprain)  
Points in the Paint: Sparks 18 (9/30), MYSTICS 34 (17/32)  
2nd Chance Points: Sparks 12 (4/12), MYSTICS 12 (5/14)  
Fast Break Points: Sparks 2 (1/1), MYSTICS 0 (0/0)  
Biggest Lead: Sparks 0, MYSTICS 24  
Lead Changes: 0  
Times Tied: 0

**LOS ANGELES SPARKS HIGHS**

Points, Game.....98 vs. IND 6/3  
 Points, First Half.....53 vs. PHO 6/16  
 Points, Second Half.....50 vs. IND 6/3  
 Points, 1Q.....27 vs. PHO 6/16  
 Points, 2Q.....26 vs. PHO 6/16  
 Points, 3Q.....23 vs. IND 6/3  
 Points, 4Q.....27 vs. IND 6/3  
 Points, Overtime..... 9 @ CHI 5/30

Field Goals Made.....37 vs. IND 6/3  
 Field Goals Att.....80 vs. PHO 6/17  
 Field Goal Percentage.....56.1% vs. IND 6/3  
 3FG Made.....14 vs. IND 6/3  
 3FG Att.....30 @ DAL 6/1  
 3FG Percentage.....50.0% vs. IND 6/3  
 Free Throws Made.....19 @ WAS 6/10  
 Free Throws Att.....28 @ WAS 6/10  
 FT Percentage.....91.7% @ DAL 6/1

Offensive Rebounds...14 vs. PHO 6/17  
 Defensive Rebounds....29 vs. CHI 6/5  
 Total Rebounds.....38 vs. CHI 6/5  
 Assists.....20 @ CHI 5/30  
 Steals.....17 vs. NYL 6/20  
 Turnovers.....19 @ CHI 5/30  
 Blocked Shots.....10 @ DAL 6/1  
 Personal Fouls.....25 vs. PHO 6/18

**OPPONENT HIGHS**

Points, Game.....97 @ LVA 5/21  
 Points, First Half.....56 @ LVA 5/21  
 Points, Second Half.....50 vs. DAL 5/14  
 Points, 1Q.....27 @ CHI 5/30  
 Points, 2Q.....31 @ LVA 5/21  
 Points, 3Q.....26 vs. DAL 5/14  
 Points, 4Q.....25 @ DAL 6/1  
 Points, Overtime.....6 @ CHI 5/30

Field Goals Made.....34 vs. DAL 5/14  
 Field Goals Att.....71 @ WAS 6/10  
 Field Goal Percentage....53.2% @ LVA 5/21  
 3FG Made.....11 @ MIN 6/12  
 3FG Att.....31 vs. NYL 6/20  
 3FG Percentage.....50.0% @ MIN 6/12  
 Free Throws Made.....27 @ LVA 5/21  
 Free Throws Att.....32 @ LVA 5/21  
 FT Percentage.....100% @ CHI 5/30

**LOS ANGELES SPARKS LOWS**

-Points, Game.....64 @ MIN 6/12  
 -Points, First Half.....28 @ DAL 6/1  
 -Points, Second Half..... 28 vs. CHI 6/5  
 -Points, 1Q.....13 @ CHI 5/30  
 -Points, 2Q.....7 @ DAL 6/1  
 -Points, 3Q.....9 vs. CHI 6/5  
 -Points, 4Q.....7 @ MIN 6/10  
 -Points, Overtime..... 9 @ CHI 5/30

-Field Goals Made..... 22 @ WAS 6/10  
 -Field Goals Att..... 60 vs. PHO 6/18  
 -Field Goal Percentage.....32.8% @ WAS 6/10  
 -3FG Made.....3 vs. CHI 6/5  
 -3FG Att..... 14 vs. PHO 6/18  
 -3FG Percentage..... 15.8% vs. CHI 6/5  
 -Free Throws Made.....4 vs. PHO 6/16  
 -Free Throws Att..... 6 vs. PHO 6/16  
 -FT Percentage..... 50.0% vs. NYL 6/20

-Offensive Rebounds.....2 vs. IND 6/3  
 -Defensive Rebounds..... 18 @ MIN 6/12  
 -Total Rebounds..... 24 @ DAL 6/1  
 -Assists..... 10 vs. PHO 6/18  
 -Steals..... 3 vs. PHO 6/16  
 -Turnovers..... 5 vs. PHO 6/16  
 -Blocked Shots..... 2 vs. NYL 6/20  
 -Personal Fouls..... 17 vs. DAL 5/14

**OPPONENT LOWS**

-Points, Game.....63 vs. CHI 6/5  
 -Points, First Half.....25 vs. IND 6/3  
 -Points, Second Half.....28 @ CHI 5/28  
 -Points, 1Q.....10 @ CHI 5/30  
 -Points, 2Q.....11 vs. IND 6/3  
 -Points, 3Q.....8 @ MIN 6/12  
 -Points, 4Q.....14 vs. PHO 6/16  
 -Points, Overtime..... 6 @ CHI 5/30

-Field Goals Made..... 12 @ CHI 5/30  
 -Field Goals Att..... 12 @ CHI 5/30  
 -Field Goal Percentage.....33.9% vs. CHI 6/5  
 -3FG Made..... 5 vs. PHO 6/18  
 -3FG Att.....14 @ LVA 5/21  
 -3FG Percentage..... 27.8% vs. CHI 6/5  
 -Free Throws Made..... 11 vs. IND 6/3  
 -Free Throws Att.....12 @ DAL 6/1  
 -FT Percentage.....68.8% vs. IND 6/3

# 2021 TEAM BOX SCORE

Date	Opponent	MINS	FG-A	PCT	3PM-A	PCT	FTM-A	PCT	OFF	DEF	TOT	AST	STL	BLK	TO	PF	PTS
5/14	vs DAL	40:00	28-78	.359	7-27	.259	8-14	.571	6	19	25	15	12	3	15	17	71
5/21	@ LVA	40:00	27-74	.365	5-17	.294	10-15	.667	5	23	28	18	8	1	11	24	69
5/28	@CHI	40:00	26-66	.394	9-19	.474	15-18	.833	9	21	30	17	13	3	20	18	76
5/30	@CHI	45:00	30-73	.411	8-18	.444	14-18	.778	8	25	33	20	11	8	20	19	82
6/1	@DAL	40:00	24-64	.375	10-30	.333	11-12	.917	4	20	24	11	5	10	12	19	69
6/3	vs IND	40:00	37-66	.561	14-28	.500	10-11	.909	2	25	27	14	9	4	8	18	98
6/5	vs CHI	40:00	25-68	.368	3-19	15.8	15-21	.714	9	29	38	13	4	6	11	20	68
6/10	@WAS	40:00	22-67	.328	8-23	.348	19-28	.679	9	22	31	13	6	4	11	19	71
6/12	@MIN	40:00	23-70	.329	8-23	.348	10-12	.833	9	18	27	15	9	5	13	18	64
6/16	vs PHO	40:00	36-80	.450	9-28	.321	4-6	.667	14	21	35	17	3	6	5	23	85
6/18	vs PHO	40:00	25-55	.455	5-16	.313	25-31	.806	4	29	33	13	8	3	12	19	80
6/20	vs NYL	40:00	31-68	.456	6-24	.250	5-10	.500	8	19	27	16	17	2	18	19	73
6/24	vs WAS																
6/26	@PHO																
6/30	vs LVA																
7/2	vs LVA																
7/4	vs SEA																
7/7	@SEA																
7/11	vs MIN																
8/15	vs IND																
8/17	vs ATL																
8/19	vs ATL																
8/22	@NYL																
8/24	@WAS																
8/26	@CON																
8/28	@CON																
8/31	@IND																
9/2	@MIN																
9/9	vs CON																
9/12	vs SEA																
9/16	@ATL																
9/19	@DAL																
Total	—	485:00	332-834	.398	91-271	.336	137-187	.733	87	271	358	182	105	55	160	233	906

# 2021 TEAM AVERAGES

	G	MPG	PPG	RPG	APG	SPG	BPG	FG%	3FG%	FT%	TO	PF
Sparks	12	40.4	74.3	29.4	14.9	8.8	4.5	39.8	33.6	73.3	13.4	19.9
Opponent	12	40.4	78.4	40.0	16.9	6.3	4.6	42.3	35.6	83.0	20.0	18.8




#1	AMANDA ZAHUI B.	CENTER	6-5	9/8/93	MINNESOTA	7TH SEASON
----	-----------------	--------	-----	--------	-----------	------------

2021 Regular Season Averages:

G-GS	PPG	RPG	APG	SPG	BPG	MPG	FG%	3FG%	FT%
10-7	10.3	5.7	0.6	0.8	1.4	24.5	43.6	28.0	77.8

	2021 Season Highs	Career Highs	Playoff Career Highs
PTS	17, @ CHI 5/30/21	37, @ LAS 6/15/19	2, vs PHO 9/24/16
REB	10, vs CHI 6/5/21	21, @ LVA 8/29/20	2, two times
AST	2, two times	5, two times	—
STL	2, @ CHI 5/28/21	4, vs. MIN 8/5/20	—
BLK	4, vs CHI 6/5/21	6, vs. LAS 6/4/19	1, @ PHO 9/17/15
FGM	7, @ CHI 5/30/21	13, @ LAS 6/15/19	1, vs PHO 9/24/16
3FGM	3, vs PHO 6/16/21	7, @ LAS 6/15/19	—
FTM	3, @ MIN 6/12/21	6, two times	—
MINS	36:20, @ MIN 6/12/21	36:20, @ MIN 6/12/21	6, vs PHO 9/24/16



GAME BY GAME STATS

Date	Opponent	MINS	FG-A	PGI	3PM-A	PCI	FTM-A	PCI	QFF	DEF	IOI	AST	STL	BLK	TO	PF	PTS
5/14	vs DAL	DNP - Back	—	—	—	—	—	—	—	—	—	—	—	—	—	—	—
5/21	@ LVA	DNP - Back	—	—	—	—	—	—	—	—	—	—	—	—	—	—	—
5/28	@CHI	16:24	3-5	.600	2-3	.667	0-0	—	0	2	2	0	2	1	4	3	8
5/30	@CHI	34:59	7-8	.875	2-3	.667	1-1	1.000	0	8	8	0	1	3	3	3	17
6/1	@DAL	21:28	4-9	.444	2-6	.333	0-0	—	1	2	3	2	1	1	3	2	10
6/3	vs IND	24:16	3-9	.333	1-7	.143	0-0	—	0	7	7	2	0	1	1	2	7
6/5	vs CHI	30:53	6-14	.429	0-5	.000	1-2	.500	2	8	10	2	1	4	1	4	13
6/10	@WAS	15:52	3-6	.500	1-2	.500	2-2	1.000	0	4	4	0	0	1	3	3	9
6/12	@MIN	36:20	5-14	.357	2-8	.250	3-4	.750	2	6	8	0	1	1	0	5	15
6/16	vs PHO	34:35	6-19	.316	3-11	.273	0-0	—	0	7	7	0	0	2	0	4	15
6/18	vs PHO	18:59	2-6	.333	1-4	.250	0-0	—	0	6	6	1	1	0	1	6	5
6/20	vs NYL	11:24	2-4	.500	0-1	.000	0-0	—	0	2	2	0	1	0	2	3	4
6/24	vs WAS																
6/26	@PHO																
6/30	vs LVA																
7/2	vs LVA																
7/4	vs SEA																
7/7	@SEA																
7/11	vs MIN																
8/15	vs IND																
8/17	vs ATL																
8/19	vs ATL																
8/22	@NYL																
8/24	@WAS																
8/26	@CON																
8/28	@CON																
8/31	@IND																
9/2	@MIN																
9/9	vs CON																
9/12	vs SEA																
9/16	@ATL																
9/19	@DAL																
Total	—	245:10	41-94	.436	14-50	.280	7-9	.778	5	52	57	6	8	14	18	35	103

#2	TE'A COOPER	GUARD	5-8	4/16/97	BAYLOR	2ND SEASON
----	-------------	-------	-----	---------	--------	------------

2021 Regular Season Averages:

G-GS	PPG	RPG	APG	SPG	BPG	MPG	FG%	3FG%	FT%
11-5	8.0	1.6	1.2	0.9	0.3	20.6	31.5	29.2	78.1

	2021 Season Highs	Career Highs	Playoff Career Highs
PTS	17, @ MIN 6/12/21	17, @ MIN 6/12/21	3, vs CON 9/17/20
REB	3, three times	6, @CON 8/28/20	—
AST	4, @ DAL 6/1/21	4, two times	2, vs CON 9/17/20
STL	2, three times	2, three times	1, vs CON 9/17/20
BLK	2, @ MIN 6/12/21	2, @ MIN 6/12/21	—
FGM	6, @ MIN 6/12/21	6, two times	1, vs CON 9/17/20
3FGM	2, two times	3, @NYL 9/8/20	1, vs CON 9/17/20
FTM	5, @ WASH 6/10/21	5, two times	—
MINS	32:25, vs CHI 6/5/21	32:50, @DAL 6/1/21	20, vs CON 9/17/20



GAME BY GAME STATS

Date	Opponent	MINS	FG-A	PCT	3PM-A	PCT	FTM-A	PCI	QFF	DEF	TOT	AST	STL	BLK	TO	PF	PTS
5/14	vs DAL	17:30	1-10	.100	1-3	.333	1-2	.500	0	2	2	1	2	0	1	2	4
5/21	@ LVA	21:13	2-5	.400	2-3	.667	2-2	1.000	0	1	1	1	1	0	2	3	8
5/28	@CHI	13:40	2-9	.222	0-3	.000	1-2	.500	0	0	0	0	0	0	1	4	5
5/30	@CHI	10:10	0-6	.000	0-0	—	0-0	—	0	3	3	1	1	0	3	0	0
6/1	@DAL	32:50	4-12	.333	0-3	.000	4-4	1.000	0	3	3	4	1	0	0	3	12
6/3	vs IND	17:09	5-8	.625	1-2	.500	4-5	.800	0	1	1	0	0	0	1	3	15
6/5	vs CHI	32:25	4-9	.444	1-4	.250	4-6	.667	0	2	2	0	0	0	2	3	13
6/10	@WAS	21:33	3-14	.214	0-2	.000	5-6	.833	1	2	3	2	2	1	2	2	11
6/12	@MIN	31:24	6-10	.600	2-3	.667	3-3	1.000	0	1	1	2	2	2	4	2	17
6/16	vs PHO	—	—	—	—	—	—	—	—	—	—	—	—	—	—	—	—
6/18	vs PHO	13:42	0-3	.000	0-1	.000	0-0	—	0	2	2	1	1	0	1	1	0
6/20	vs NYL	14:56	1-3	.333	0-0	—	1-2	.500	0	1	1	1	0	0	1	1	3
6/24	vs WAS																
6/26	@PHO																
6/30	vs LVA																
7/2	vs LVA																
7/4	vs SEA																
7/7	@SEA																
7/11	vs MIN																
8/15	vs IND																
8/17	vs ATL																
8/19	vs ATL																
8/22	@NYL																
8/24	@WAS																
8/26	@CON																
8/28	@CON																
8/31	@IND																
9/2	@MIN																
9/9	vs CON																
9/12	vs SEA																
9/16	@ATL																
9/19	@DAL																
Total	—	227:19	28-89	.315	7-24	.292	25-31	.781	1	17	18	13	10	3	18	24	88

#7	MARIA VADEEVA	CENTER	6-4	7/16/98	RUSSIA	3RD SEASON
----	---------------	--------	-----	---------	--------	------------

2019 Regular Season Averages:

G-GS	PPG	RPG	APG	SPG	BPG	MPG	FG%	3FG%	FT%
15-1	7.8	3.9	0.7	1.0	0.2	12.0	.490	.313	.769

	2019 Season Highs	Career Highs	Playoff Career Highs
PTS	24, @ LVA 5/26/19	24, @ LVA 5/26/19	2, two times
REB	8, two times	8, two times	4, vs CON 9/22/19
AST	3, two times	3, two times	2, vs SEA 9/15/19
STL	3, vs MIN 8/20/19	3, vs MIN 8/20/19	—
BLK	3, @ LVA 5/26/19	3, two times	1, three times
FGM	11, @ LVA 5/26/19	11, @ LVA 5/26/19	1, two times
3FGM	2, @ LVA 5/26/19	2, two times	—
FTM	4, vs SEA 8/4/19	4, vs SEA 8/4/19	—
MINS	24:12, @ LVA 5/26/19	24:12, @ LVA 5/26/19	13:30 vs CON 9/22/19



## GAME BY GAME STATS

[illegible]

#12NIA COFFEYFORWARD6-16/11/95NORTHWESTERN5TH SEASON

2021 Regular Season Averages:

G-GS	PPG	RPG	APG	SPG	BPG	MPG	FG%	3FG%	FT%
12-8	9.2	3.9	0.9	1.0	1.6	26.1	45.1	44.4	66.7

	2021 Season Highs	Career Highs	Playoff Career Highs
PTS	17, @ CHI 5/30/21	23, vs SEA 5/27/18	—
REB	9, vs CHI 6/5/21	12, vs PHO 6/17/18	—
AST	3, vs CHI 6/5/21	6, @ CHI 6/3/18	—
STL	4, @ CHI 5/30/21	4, @CHI 5/30/21	—
BLK	6, @ DAL 6/1/21	6, @DAL 6/1/21	—
FGM	6, two times	8, vs SEA 5/27/18	—
3FGM	3, four times	3, four times	—
FTM	4, two times	7, two times	—
MINS	32:58, vs CHI 6/5/21	32:58, vs CHI 6/5/21	—



GAME BY GAME STATS

Date	Opponent	MINS	FG-A	PCT	3PM-A	PCT	FTM-A	PCT	OFF	DEF	TOT	AST	STL	BLK	TQ	PF	PTS
5/14	vs DAL	19:41	4-8	.500	2-4	.500	0-2	.000	2	2	4	1	1	2	4	2	10
5/21	@ LVA	20:43	3-7	.429	1-2	.500	1-2	.500	0	3	3	0	1	0	0	1	8
5/28	@CHI	16:59	3-5	.600	3-4	.750	0-0	—	1	4	5	1	1	1	0	1	9
5/30	@CHI	31:04	6-12	.500	3-5	.600	0-0	—	1	3	4	1	4	2	1	2	17
6/1	@DAL	28:28	3-8	.375	2-5	.400	0-0	—	1	5	6	1	1	6	1	4	8
6/3	vs IND	30:36	4-4	1.000	3-3	1.000	4-5	.800	0	1	1	1	0	2	0	4	13
6/5	vs CHI	32:25	4-11	.364	0-3	.000	2-2	1.000	1	8	9	3	3	2	0	2	10
6/10	@WAS	20:12	1-8	.125	0-3	.000	3-4	.750	2	2	4	0	0	0	0	2	5
6/12	@MIN	24:52	3-6	.500	2-4	.500	0-0	—	1	3	4	1	0	2	3	4	8
6/16	vs PHO	24:54	2-5	.400	0-3	.000	0-0	—	0	1	1	0	1	0	0	4	4
6/18	vs PHO	29:15	2-4	.500	1-1	1.000	0-0	—	1	2	3	1	1	0	2	3	5
6/20	vs NYL	32:12	6-13	.462	3-8	.375	0-0	—	0	3	3	1	0	2	4	2	15
6/24	vs WAS																
6/26	@PHO																
6/30	vs LVA																
7/2	vs LVA																
7/4	vs SEA																
7/7	@SEA																
7/11	vs MIN																
8/15	vs IND																
8/17	vs ATL																
8/19	vs ATL																
8/22	@NYL																
8/24	@WAS																
8/26	@CON																
8/28	@CON																
8/31	@IND																
9/2	@MIN																
9/9	vs CON																
9/12	vs SEA																
9/16	@ATL																
9/19	@DAL																
Total	—	313:09	41-91	.451	18-41	.444	8-12	.667	9	34	43	10	12	17	12	27	102

#13CHINEY OGWUMIKEFORWARD/CENTER6-33/21/92STANFORD5TH SEASON

2021 Regular Season Averages:

G-GS	PPG	RPG	APG	SPG	BPG	MPG	FG%	3FG%	FT%
3-3	9.0	5.7	2.0	0.7	0.7	27.3	34.5	66.7	71.4

	2021 Season Highs	Career Highs	Playoff Career Highs
PTS	12, vs DAL 5/14/21	30, vs SEA 6/15/18	10, @CON 9/19/19
REB	6, two times	17, vs NY 6/29/14	5, @CON 9/19/19
AST	2, three times	4, vs NY 6/14/19	2, vs SEA 9/15/19
STL	1, two times	4, two times	2, vs PHX 9/23/19
BLK	1, @ CHI 5/28/21	7, vs DAL 7/20/16	2, @CON 9/17/19
FGM	5, vs DAL 5/14/21	13, vs SEA 6/15/18	14 @CON 9/19/19
3FGM	2, vs DAL 5/14/21	2, vs DAL 5/14/21	—
FTM	3, @ LVA 5/21/21	8, two times	—
MINS	30:40, @ LVA 5/21/21	40, two times	19, vs PHO 8/23/18



GAME BY GAME STATS

Date	Opponent	MINS	FG-A	PCT	3PM-A	PCT	FTM-A	PCT	OFF	DEF	TOT	AST	STL	BLK	TO	PF	PTS
5/14	vs DAL	27:11	5-11	.455	2-3	.667	0-0	—	1	5	6	2	1	0	1	4	12
5/21	@ LVA	30:40	4-10	.400	0-0	—	3-5	.600	3	2	5	2	1	0	2	5	11
5/28	@CHI	24:00	1-8	.125	0-0	—	2-2	1.000	2	4	6	2	0	1	3	4	4
5/30	@CHI	DNP - KNEE	—	—	—	—	—	—	—	—	—	—	—	—	—	—	—
6/1	@DAL	DNP - KNEE	—	—	—	—	—	—	—	—	—	—	—	—	—	—	—
6/3	vs IND	DNP - KNEE	—	—	—	—	—	—	—	—	—	—	—	—	—	—	—
6/5	vs CHI	DNP - KNEE	—	—	—	—	—	—	—	—	—	—	—	—	—	—	—
6/10	@WAS	DNP - KNEE	—	—	—	—	—	—	—	—	—	—	—	—	—	—	—
6/12	@MIN	DNP - KNEE	—	—	—	—	—	—	—	—	—	—	—	—	—	—	—
6/16	vs PHO	DNP - KNEE	—	—	—	—	—	—	—	—	—	—	—	—	—	—	—
6/18	vs PHO	DNP - KNEE	—	—	—	—	—	—	—	—	—	—	—	—	—	—	—
6/20	vs NYL	DNP - KNEE	—	—	—	—	—	—	—	—	—	—	—	—	—	—	—
6/24	vs WAS																
6/26	@PHO																
6/30	vs LVA																
7/2	vs LVA																
7/4	vs SEA																
7/7	@SEA																
7/11	vs MIN																
8/15	vs IND																
8/17	vs ATL																
8/19	vs ATL																
8/22	@NYL																
8/24	@WAS																
8/26	@CON																
8/28	@CON																
8/31	@IND																
9/2	@MIN																
9/9	vs CON																
9/12	vs SEA																
9/16	@ATL																
9/19	@DAL																
Total	—	81:51	10-29	.345	2-3	.667	5-7	.714	6	11	17	6	2	1	6	13	27



2021 Regular Season Averages:

G-GS	PPG	RPG	APG	SPG	BPG	MPG	FG%	3FG%	FT%
12-2	7.5	4.4	1.8	1.9	0.5	24.8	37.0	18.8	70.4

	2021 Season Highs	Career Highs	Playoff Career Highs
PTS	14, two times	33, vs PHO 9/3/17	17, @WAS 8/31/18
REB	9, vs PHO 6/16/21	13, vs PHO 7/25/17	6, vs WAS 8/28/18
AST	4, @ MIN 6/12/21	7, vs IND 7/1/18	3, vs WAS 9/4/18
STL	7, vs NYL 6/20/21	7, vs NYL 6/20/21	2, two times
BLK	2, @CHI 5/30/21	3, three times	1, vs WAS 8/28/18
FGM	6, vs PHO 6/16/21	12, vs PHO 9/3/17	6, three times
3FGM	2, @ CHI 5/30/21	4, two times	3, two times
FTM	4, three times	12, vs WAS 7/19/17	2, two times
MINS	30:30, vs NYL 6/20/21	37, vs CON 8/15/17	28, @WAS 9/2/18



GAME BY GAME STATS

Date	Opponent	MINS	FG-A	PCI	3PM-A	PCI	FTM-A	PCI	QFF	DEF	TOI	AST	STL	BLK	TQ	PF	PTS
5/14	vs DAL	26:34	2-7	.286	0-4	.000	2-4	.500	0	2	2	3	2	1	1	0	6
5/21	@ LVA	22:33	1-7	.143	0-5	.000	0-0	—	0	2	2	2	0	0	0	1	2
5/28	@CHI	28:22	4-11	.364	1-3	.333	2-2	1.000	2	3	5	3	5	0	3	3	11
5/30	@CHI	25:59	2-6	.333	2-3	.667	0-0	—	2	1	3	2	1	2	2	4	6
6/1	@DAL	25:13	1-6	.167	0-2	.000	4-4	1.000	0	4	4	1	0	1	2	3	6
6/3	vs IND	26:17	4-9	.444	0-1	.000	0-0	—	1	5	6	2	3	0	1	2	8
6/5	vs CHI	20:20	0-3	.000	0-0	—	1-2	.500	0	4	4	2	0	0	0	3	1
6/10	@WAS	21:26	3-8	.375	0-1	.000	4-6	.667	1	2	3	1	0	1	0	1	10
6/12	@MIN	24:36	1-7	.143	0-0	—	0-0	—	2	4	6	4	3	0	0	2	2
6/16	vs PHO	23:24	6-10	.600	0-0	—	2-3	.667	5	4	9	1	1	1	2	2	14
6/18	vs PHO	22:04	5-8	.625	0-0	—	4-5	.800	1	4	5	0	1	0	0	4	14
6/20	vs NYL	30:30	5-10	.500	0-1	.000	0-1	.000	2	2	4	0	7	0	1	2	10
6/24	vs WAS																
6/26	@PHO																
6/30	vs LVA																
7/2	vs LVA																
7/4	vs SEA																
7/7	@SEA																
7/11	vs MIN																
8/15	vs IND																
8/17	vs ATL																
8/19	vs ATL																
8/22	@NYL																
8/24	@WAS																
8/26	@CON																
8/28	@CON																
8/31	@IND																
9/2	@MIN																
9/9	vs CON																
9/12	vs SEA																
9/16	@ATL																
9/19	@DAL																
Total	—	297:31	34-92	.370	3-16	.188	19-27	.704	16	37	53	21	23	6	12	27	90

#17	ERICA WHEELER	GUARD	5-7	5/2/91	RUTGERS	6TH SEASON
-----	---------------	-------	-----	--------	---------	------------

2021 Regular Season Averages:

G-GS	PPG	RPG	APG	SPG	BPG	MPG	FG%	3FG%	FT%
12-12	12.8	2.8	4.5	1.3	0.2	26.6	40.6	31.0	84.2

	2021 Season Highs	Career Highs	Playoff Career Highs
PTS	22, vs CHI 6/5/21	33, @NYL 8/8/17	10, vs PHO 9/21/16
REB	6, vs NYL 6/20/21	7, three times	3, vs PHO 9/21/16
AST	10, two times	10, two times	3, vs PHO 9/21/16
STL	3, three times	5, vs ATL 7/31/19	—
BLK	2, vs PHO 6/16/21	2, two times	—
FGM	9, vs NYL 6/20/21	12, @NYL 8/8/17	3, vs PHO 9/21/16
3FGM	3, vs IND 6/3/21	7, @NYL 8/8/17	2, vs PHO 9/21/16
FTM	7, two times	9, vs PHO 6/7/17	2, vs PHO 9/21/16
MINS	34:50, @ CHI 5/30/21	42, vs PHO 6/7/17	25, vs PHO 9/21/16



GAME BY GAME STATS

Date	Opponent	MINS	FG-A	PCI	3PM-A	PCI	FTM-A	PCI	QFF	DEF	TOT	AST	STL	BLK	TQ	PF	PTS
5/14	vs DAL	19:25	2-8	.250	0-3	.000	0-0	—	0	2	2	2	0	0	3	4	4
5/21	@ LVA	19:14	3-6	.500	0-1	.000	0-0	—	0	3	3	1	2	0	2	3	6
5/28	@CHI	25:44	3-5	.500	1-1	1.000	6-7	.857	0	0	0	6	3	0	2	0	13
5/30	@CHI	34:50	6-19	.316	0-1	.000	5-6	.833	0	0	0	7	3	0	5	4	17
6/1	@DAL	22:08	2-12	.167	1-5	.200	0-0	—	0	2	2	0	1	0	2	2	5
6/3	vs IND	24:10	5-9	.556	3-4	.750	1-1	1.000	0	1	1	5	2	0	2	3	14
6/5	vs CHI	34:25	7-13	.538	1-3	.333	7-7	1.000	1	4	5	5	0	0	3	2	22
6/10	@WAS	25:40	3-10	.300	2-4	.500	0-0	-	0	3	3	4	1	0	1	1	8
6/12	@MIN	21:48	3-9	.333	0-0	—	3-4	.750	1	1	2	2	0	0	1	0	9
6/16	vs PHO	30:41	8-17	.471	1-2	.500	1-1	1.000	2	3	5	10	0	2	1	4	18
6/18	vs PHO	29:25	5-14	.357	0-3	.000	7-9	.778	2	3	5	2	0	0	3	3	17
6/20	vs NYL	31:13	9-15	.600	0-1	.000	2-3	.667	1	5	6	10	3	0	4	3	20
6/24	vs WAS																
6/26	@PHO																
6/30	vs LVA																
7/2	vs LVA																
7/4	vs SEA																
7/7	@SEA																
7/11	vs MIN																
8/15	vs IND																
8/17	vs ATL																
8/19	vs ATL																
8/22	@NYL																
8/24	@WAS																
8/26	@CON																
8/28	@CON																
8/31	@IND																
9/2	@MIN																
9/9	vs CON																
9/12	vs SEA																
9/16	@ATL																
9/19	@DAL																
Total	—	318:03	56-138	.406	9-29	.310	32-38	.842	7	27	34	54	15	2	29	29	153

2021 Regular Season Averages:

G-GS	PPG	RPG	APG	SPG	BPG	MPG	FG%	3FG%	FT%
12-12	10.2	1.4	2.5	0.7	0.0	27.1	42.9	36.5	92.9

	2021 Season Highs	Career Highs	Playoff Career Highs
PTS	22, vs IND 6/3/21	43, vs TUL 7/3/15	32, @NYL 9/10/17
REB	4, vs NYL 6/20/21	9, @CON 8/6/13	6, vs PHO 9/23/13
AST	5, three times	11, vs IND 8/8/19	10, @CON 10/6/19
STL	3, vs PHO 6/18/21	4, three times	5, @CHI 10/4/16
BLK	—	2, four times	1, four times
FGM	8, vs IND 6/3/21	15, vs TUL 7/3/15	10, @NYL 9/10/17
3FGM	4, @DAL 6/1/21	7, three times	9, @NYL 9/10/17
FTM	3, two times	14, vs TUL 6/20/12	10, vs SAS 9/27/12
MINS	35:01, vs NYL 6/20/21	44, vs TUL 6/8/13	40, 8/31/18



GAME BY GAME STATS

Date	Opponent	MINS	FG-A	FG%	3PM-A	3PT%	FTM-A	FT%	OREB	DEFB	TOT	AST	STL	BLK	TO	PF	PTS
5/14	vs DAL	24:11	4-6	.667	2-4	.500	1-2	.500	0	0	0	2	1	0	3	1	11
5/21	@ LVA	18:14	3-6	.500	1-3	.333	2-2	1.000	0	2	2	5	0	0	2	4	9
5/28	@CHI	22:00	1-1	1.000	0-0	—	3-3	1.000	0	1	1	1	0	0	1	1	5
5/30	@CHI	27:17	0-3	.000	0-2	.000	0-0	—	0	1	1	5	1	0	1	1	0
6/1	@DAL	26:23	5-6	.833	4-5	.800	0-0	—	0	0	0	2	1	0	2	4	14
6/3	vs IND	27:41	8-12	.667	3-7	.429	3-3	1.000	0	2	2	0	0	0	2	2	22
6/5	vs CHI	29:12	2-8	.250	1-2	.500	0-0	—	2	0	2	2	0	0	2	4	5
6/10	@WAS	24:01	1-4	.250	1-3	.333	0-0	-	0	2	2	3	0	0	1	1	3
6/12	@MIN	33:06	5-18	.278	2-6	.333	1-1	1.000	0	0	0	5	1	0	3	3	13
6/16	vs PHO	29:20	7-14	.500	2-6	.333	1-1	1.000	2	0	2	0	0	0	0	3	17
6/18	vs PHO	28:35	3-10	.300	0-2	.000	2-2	1.000	0	1	1	2	3	0	1	1	8
6/20	vs NYL	35:01	6-17	.353	3-12	.250	0-0	—	2	2	4	2	1	0	3	3	15
6/24	vs WAS																
6/26	@PHO																
6/30	vs LVA																
7/2	vs LVA																
7/4	vs SEA																
7/7	@SEA																
7/11	vs MIN																
8/15	vs IND																
8/17	vs ATL																
8/19	vs ATL																
8/22	@NYL																
8/24	@WAS																
8/26	@CON																
8/28	@CON																
8/31	@IND																
9/2	@MIN																
9/9	vs CON																
9/12	vs SEA																
9/16	@ATL																
9/19	@DAL																
Total	—	326:00	45-105	.429	19-52	.365	13-14	.929	6	11	17	30	8	0	21	28	122

#22	ARELLA GUIRANTES	GUARD	5-11	10/15/97	RUTGERS	1ST SEASON
-----	------------------	-------	------	----------	---------	------------

2021 Regular Season Averages:

G-GS	PPG	RPG	APG	SPG	BPG	MPG	FG%	3FG%	FT%
10-2	3.3	1.4	0.5	0.5	0.2	10.4	29.3	45.5	66.7

	2021 Season Highs	Career Highs	Playoff Career Highs
PTS	6, @ LVA 5/21/21	6, @ LVA 5/21/21	—
REB	5, @ LVA 5/21/21	5, @ LVA 5/21/21	—
AST	2, @ CHI 5/28/21	2, @ CHI 5/28/21	—
STL	2, vs IND 6/3/21	2, vs IND 6/3/21	—
BLK	1, vs IND 6/3/21	1, vs IND 6/3/21	—
FGM	2, four times	2, four times	—
3FGM	1, three times	1, three times	—
FTM	2, @ LVA 5/21/21	2, @ LVA 5/21/21	—
MINS	21:19, @ LVA 5/21/21	21:19, @ LVA 5/21/21	—



GAME BY GAME STATS

Date	Opponent	MINS	FG-A	PCT	3PM-A	PCT	FTM-A	PCT	OFF	DEF	TOT	AST	STL	BLK	TQ	PE	PTS
5/14	vs DAL	8:10	2-5	.400	0-2	.000	0-0	—	0	0	0	0	1	0	0	0	4
5/21	@ LVA	21:19	2-9	.222	0-3	.000	2-2	1.000	1	4	5	1	1	0	0	2	6
5/28	@CHI	14:26	2-7	.285	1-1	1.000	0-0	—	1	0	1	2	0	0	0	1	5
5/30	@CHI	5:17	1-2	.500	1-1	1.000	0-0	—	1	1	2	1	0	0	1	0	3
6/1	@DAL	DNP - COACH	—	—	—	—	—	—	—	—	—	—	—	—	—	—	—
6/3	vs IND	19:51	2-6	.333	1-1	1.000	0-0	—	0	2	2	1	2	1	0	0	5
6/5	vs CHI	3:38	0-2	.000	0-0	—	0-0	—	0	1	1	0	0	0	2	1	0
6/10	@WAS	17:01	2-6	.333	2-3	.667	2-4	.500	0	0	0	0	1	1	0	0	8
6/12	@MIN	6:21	0-2	.000	0-0	—	0-0	—	1	1	2	0	0	0	1	1	0
6/16	vs PHO	5:30	0-1	.000	0-0	—	0-0	—	0	0	0	0	0	0	0	1	0
6/18	vs PHO	1:58	1-1	1.000	0-0	—	0-0	—	0	1	1	0	0	0	1	0	2
6/20	vs NYL	DNP - CD	—	—	—	—	—	—	—	—	—	—	—	—	—	—	—
6/24	vs WAS																
6/26	@PHO																
6/30	vs LVA																
7/2	vs LVA																
7/4	vs SEA																
7/7	@SEA																
7/11	vs MIN																
8/15	vs IND																
8/17	vs ATL																
8/19	vs ATL																
8/22	@NYL																
8/24	@WAS																
8/26	@CON																
8/28	@CON																
8/31	@IND																
9/2	@MIN																
9/9	vs CON																
9/12	vs SEA																
9/16	@ATL																
9/19	@DAL																
Total	—	104:30	12-41	.293	5-11	.455	4-6	.667	4	10	14	5	5	2	5	6	33

2021 Regular Season Averages:

G-GS	PPG	RPG	APG	SPG	BPG	MPG	FG%	3FG%	FT%
5-5	16.4	7.0	1.2	0.6	0.2	29.6	58.6	33.3	80.0

	2021 Season Highs	Career Highs	Playoff Career Highs
PTS	21, @ CHI 5/30/21	38, vs ATL 6/30/16	27, vs CHI 9/28/16
REB	9, two times	20, @ IND 7/12/12	14, vs PHO 9/19/13
AST	3, @ LVA 5/21/21	8, two times	6, vs CHI 9/28/16
STL	2, @ CHI 5/28/21	6, two times	4, @ CHI 10/4/16
BLK	1, @DAL 6/1/21	5, vs ATL 6/30/16	3, @ CHI 10/4/16
FGM	9, @ LVA 5/21/21	13, two times	11, vs CHI 9/28/16
3FGM	1, two times	5, vs WAS 7/7/19	2, vs MIN 10/14/16
FTM	7, @ CHI 5/30/21	14, vs WAS 9/3/15	7, two times
MINS	39:23, @ CHI 5/30/21	46:59, @ CHI 8/18/17	37:59, @ MIN I 9/18/15



GAME BY GAME STATS

Date	Opponent	MINS	FG-A	FG%	3PM-A	3P%	FTM-A	FT%	ORE	DEF	TOI	AST	STL	BLK	IQ	PF	PTS
5/14	vs DAL	26:20	8-14	.571	0-0	—	2-2	1.000	3	5	8	0	0	0	1	0	18
5/21	@ LVA	28:15	9-17	.529	1-2	.500	0-0	—	0	5	5	3	1	0	1	3	19
5/28	@CHI	28:54	6-11	.545	1-3	.333	1-2	.500	3	6	9	2	2	0	3	0	14
5/30	@CHI	39:23	7-11	.636	0-1	.000	7-9	.778	2	7	9	1	0	0	3	3	21
6/1	@DAL	25:01	4-5	.800	0-0	—	2-2	1.000	1	3	4	0	0	1	1	0	10
6/3	vs IND	DNP - KNEE	—	—	—	—	—	—	—	—	—	—	—	—	—	—	—
6/5	vs CHI	DNP - KNEE	—	—	—	—	—	—	—	—	—	—	—	—	—	—	—
6/10	@WAS	DNP - KNEE	—	—	—	—	—	—	—	—	—	—	—	—	—	—	—
6/12	@MIN	DNP - KNEE	—	—	—	—	—	—	—	—	—	—	—	—	—	—	—
6/16	vs PHO	DNP - KNEE	—	—	—	—	—	—	—	—	—	—	—	—	—	—	—
6/18	vs PHO	DNP - KNEE	—	—	—	—	—	—	—	—	—	—	—	—	—	—	—
6/20	vs NYL	DNP - KNEE	—	—	—	—	—	—	—	—	—	—	—	—	—	—	—
6/24	vs WAS																
6/26	@PHO																
6/30	vs LVA																
7/2	vs LVA																
7/4	vs SEA																
7/7	@SEA																
7/11	vs MIN																
8/15	vs IND																
8/17	vs ATL																
8/19	vs ATL																
8/22	@NYL																
8/24	@WAS																
8/26	@CON																
8/28	@CON																
8/31	@IND																
9/2	@MIN																
9/9	vs CON																
9/12	vs SEA																
9/16	@ATL																
9/19	@DAL																
Total	—	148:53	34-58	.586	2-6	.333	12-15	.800	9	26	35	6	3	1	9	6	82



#31	KRISTINE ANIGWE	FORWARD/CENTER	6-4	3/31/97	CALIFORNIA	3RD SEASON
-----	-----------------	----------------	-----	---------	------------	------------

2021 Regular Season Averages:

G-GS	PPG	RPG	APG	SPG	BPG	MPG	FG%	3FG%	FT%
5-0	3.6	3.0	0.8	0.6	0.0	15.2	46.2	—	50.0

	2021 Season Highs	Career Highs	Playoff Career Highs
PTS	7, @ WAS 6/10/21	14, vs NYL 9/8/20	8, vs CON 9/17/20
REB	9, @ WAS 6/10/21	9, two times	7, vs CON 9/17/20
AST	1, four times	2, two times	—
STL	1, three times	2, four times	—
BLK	—	2, two times	1, vs CON 9/17/20
FGM	2, two times	5, vs NYL 9/8/20	3, vs CON 9/17/20
3FGM	—	—	—
FTM	3, @ WAS 6/10/21	4, four times	2, vs CON 9/17/21
MINS	27:39, @ WAS 6/10/21	26:19, @ CON 9/4/19	17:56, vs CON 9/17/20



GAME BY GAME STATS

Date	Opponent	MINS	FG-A	PCI	3PM-A	PCI	FTM-A	PCI	QEE	DEE	IQI	AST	STL	BLK	IQ	PF	PTS
5/14	vs DAL	NWT	—	—	—	—	—	—	—	—	—	—	—	—	—	—	—
5/21	@ LVA	NWT	—	—	—	—	—	—	—	—	—	—	—	—	—	—	—
5/28	@CHI	NWT	—	—	—	—	—	—	—	—	—	—	—	—	—	—	—
5/30	@CHI	NWT	—	—	—	—	—	—	—	—	—	—	—	—	—	—	—
6/1	@DAL	NWT	—	—	—	—	—	—	—	—	—	—	—	—	—	—	—
6/3	vs IND	NWT	—	—	—	—	—	—	—	—	—	—	—	—	—	—	—
6/5	vs CHI	NWT	—	—	—	—	—	—	—	—	—	—	—	—	—	—	—
6/10	@WAS	27:39	2-2	1.000	0-0	—	3-6	.500	4	5	9	1	0	0	3	6	7
6/12	@MIN	5:37	0-0	—	0-0	—	0-0	—	1	1	2	0	0	0	0	1	0
6/16	vs PHO	13:01	2-3	.667	0-0	—	0-0	—	1	1	2	1	1	0	2	3	4
6/18	vs PHO	18:59	1-5	.200	0-0	—	2-4	.500	0	0	0	1	1	0	1	3	4
6/20	vs NYL	11:51	1-3	.333	0-0	—	1-2	.500	1	1	2	1	1	0	1	2	3
6/24	vs WAS																
6/26	@PHO																
6/30	vs LVA																
7/2	vs LVA																
7/4	vs SEA																
7/7	@SEA																
7/11	vs MIN																
8/15	vs IND																
8/17	vs ATL																
8/19	vs ATL																
8/22	@NYL																
8/24	@WAS																
8/26	@CON																
8/28	@CON																
8/31	@IND																
9/2	@MIN																
9/9	vs CON																
9/12	vs SEA																
9/16	@ATL																
9/19	@DAL																
Total	—	77:07	6-13	.462	0-0	—	6-12	.500	7	8	15	4	3	0	7	15	18

2021 Regular Season Averages:

G-GS	PPG	RPG	APG	SPG	BPG	MPG	FG%	3FG%	FT%
12-4	5.0	3.2	1.5	1.0	0.4	18.8	31.9	30.8	46.2

	2021 Season Highs	Career Highs	Playoff Career Highs
PTS	14, vs IND 6/3/21	20, vs SAS 9/13/16	21, vs SEA 9/21/16
REB	7, vs IND 6/3/21	7, three times	7, vs SEA 9/21/16
AST	4, vs PHO 6/16/21	5, two times	3, two times
STL	3, NYL 6/20/21	5, vs PHO 9/6/16	3, vs WAS 10/6/19
BLK	2, vs PHO 6/18/21	2, two times	1, two times
FGM	6, vs IND 6/3/21	9, vs PHO 9/6/16	7, vs SEA 9/21/16
3FGM	2, three times	3, four times	2, vs SEA 9/21/16
FTM	2, vs DAL 5/14/21	7, two times	5, vs SEA 9/21/16
MINS	35:45, vs PHO 6/18/21	38:19, vs LAS 5/27/17	40:00, vs SEA 9/21/16



GAME BY GAME STATS

Date	Opponent	MINS	FG-A	PGT	3PM-A	PGT	FTM-A	PGT	OFF	DEF	TOT	AST	STL	BLK	TO	PF	PTS
5/14	vs DAL	13:36	0-5	.000	0-1	.000	2-2	1.000	0	0	0	2	2	0	0	3	2
5/21	@ LVA	15:13	0-6	.000	0-1	.000	0-0	—	1	1	2	3	1	0	2	2	0
5/28	@CHI	9:53	1-3	.333	0-1	.000	0-0	—	0	1	1	0	0	0	2	1	2
5/30	@CHI	16:00	1-6	.167	0-2	.000	1-2	.500	2	1	3	2	0	1	0	2	3
6/1	@DAL	18:28	1-6	.167	1-4	.250	1-2	.500	1	1	2	1	0	1	1	1	4
6/3	vs IND	29:58	6-9	.667	2-3	.667	0-0	—	1	6	7	3	2	0	1	2	14
6/5	vs CHI	16:08	2-8	.250	0-2	.000	0-2	.000	3	2	5	0	0	0	1	1	4
6/10	@WAS	17:03	3-7	.428	1-3	.333	0-0	—	1	1	2	1	1	0	0	0	7
6/12	@MIN	15:05	0-4	.000	0-2	.000	0-0	—	1	1	2	1	2	0	0	0	0
6/16	vs PHO	25:10	4-8	.500	2-4	.500	0-1	.000	3	3	6	4	0	1	0	1	10
6/18	vs PHO	35:45	4-9	.444	2-3	.667	1-2	.500	1	4	5	1	0	2	2	4	11
6/20	vs NYL	12:52	1-1	1.000	0-0	—	1-2	.500	1	2	3	0	3	0	2	0	3
6/24	vs WAS																
6/26	@PHO																
6/30	vs LVA																
7/2	vs LVA																
7/4	vs SEA																
7/7	@SEA																
7/11	vs MIN																
8/15	vs IND																
8/17	vs ATL																
8/19	vs ATL																
8/22	@NYL																
8/24	@WAS																
8/26	@CON																
8/28	@CON																
8/31	@IND																
9/2	@MIN																
9/9	vs CON																
9/12	vs SEA																
9/16	@ATL																
9/19	@DAL																
Total	—	225:08	23-72	.319	8-26	.308	6-13	.462	15	23	38	18	12	5	11	17	60

2021 Regular Season Averages:

G-GS	PPG	RPG	APG	SPG	BPG	MPG	FG%	3FG%	FT%
2-0	0.0	0.5	1.0	1.0	0.5	10.0	0.0	0.0	0.0

	2021 Season Highs	Career Highs	Playoff Career Highs
PTS	—	—	—
REB	1, vs DAL 5/14/21	1, vs DAL 5/14/21	—
AST	2, vs DAL 5/14/21	2, vs DAL 5/14/21	—
STL	2, vs DAL 5/14/21	2, vs DAL 5/14/21	—
BLK	1, @ LVA 5/21/21	1, @ LVA 5/21/21	—
FGM	—	—	—
3FGM	—	—	—
FTM	—	—	—
MINS	17:22, vs DAL 5/14/21	17:22, vs DAL 5/14/21	—



GAME BY GAME STATS

Date	Opponent	MINS	FG-A	PGT	3PM-A	PGT	FTM-A	PGT	QFE	DEF	TOI	AST	STL	BLK	TO	PF	PTS
5/14	vs DAL	17:22	0-4	.000	0-3	.000	0-0	—	0	1	1	2	2	0	1	1	0
5/21	@ LVA	2:36	0-1	.000	0-1	.000	0-2	.000	0	0	0	0	0	1	0	0	0
5/28	@CHI	DNP - KNEE	-	-	-	-	-	-	-	-	-	-	-	-	-	-	-
5/30	@CHI	DNP - KNEE	—	—	—	—	—	—	—	—	—	—	—	—	—	—	—
6/1	@DAL	DNP - KNEE	—	—	—	—	—	—	—	—	—	—	—	—	—	—	—
6/3	vs IND	DNP - KNEE	—	—	—	—	—	—	—	—	—	—	—	—	—	—	—
6/5	vs CHI	DNP - KNEE	—	—	—	—	—	—	—	—	—	—	—	—	—	—	—
6/10	@WAS	DNP - KNEE	—	—	—	—	—	—	—	—	—	—	—	—	—	—	—
6/12	@MIN	DNP - KNEE	—	—	—	—	—	—	—	—	—	—	—	—	—	—	—
6/16	vs PHO	DNP - KNEE	—	—	—	—	—	—	—	—	—	—	—	—	—	—	—
6/18	vs PHO	DNP - KNEE	—	—	—	—	—	—	—	—	—	—	—	—	—	—	—
6/20	vs NYL	DNP - KNEE	—	—	—	—	—	—	—	—	—	—	—	—	—	—	—
6/24	vs WAS																
6/26	@PHO																
6/30	vs LVA																
7/2	vs LVA																
7/4	vs SEA																
7/7	@SEA																
7/11	vs MIN																
8/15	vs IND																
8/17	vs ATL																
8/19	vs ATL																
8/22	@NYL																
8/24	@WAS																
8/26	@CON																
8/28	@CON																
8/31	@IND																
9/2	@MIN																
9/9	vs CON																
9/12	vs SEA																
9/16	@ATL																
9/19	@DAL																
Total	—	19:58	0-5	.000	0-4	.000	0-2	.000	0	1	1	2	2	1	1	1	0

2021 Regular Season Averages:

G-GS	PPG	RPG	APG	SPG	BPG	MPG	FG%	3FG%	FT%
4-0	1.5	1.5	1.0	0.5	0.0	11.3	28.6	40.0	—

	2021 Season Highs	Career Highs	Playoff Career Highs
PTS	3, two times	6, @ IND 5/22/18	—
REB	3, vs PHO 6/16/21	3, vs PHO 6/16/21	1, @ WAS 8/23/18
AST	1, four times	3, @ ATL 7/23/19	—
STL	1, two times	2, vs SEA 9/8/19	—
BLK	—	2, two times	—
FGM	1, two times	2, two times	—
3FGM	1, two times	2, @ IND 5/22/18	—
FTM	—	—	—
MINS	20:00, vs NYL 6/20/21	20:52, vs SEA 9/8/19	2:30, @ WAS 8/23/18



GAME BY GAME STATS

Date	Opponent	MINS	FG-A	FG%	3PM-A	3P%	FTM-A	FT%	OFG	DEF	TOT	AST	STL	BLK	TO	PF	PTS
5/14	vs DAL	—	—	—	—	—	—	—	—	—	—	—	—	—	—	—	—
5/21	@ LVA	—	—	—	—	—	—	—	—	—	—	—	—	—	—	—	—
5/28	@CHI	—	—	—	—	—	—	—	—	—	—	—	—	—	—	—	—
5/30	@CHI	—	—	—	—	—	—	—	—	—	—	—	—	—	—	—	—
6/1	@DAL	—	—	—	—	—	—	—	—	—	—	—	—	—	—	—	—
6/3	vs IND	—	—	—	—	—	—	—	—	—	—	—	—	—	—	—	—
6/5	vs CHI	—	—	—	—	—	—	—	—	—	—	—	—	—	—	—	—
6/10	@WAS	9:32	1-2	.500	1-2	.500	0-0	—	0	1	1	1	1	0	1	3	3
6/12	@MIN	DNP - CD	—	—	—	—	—	—	—	—	—	—	—	—	—	—	—
6/16	vs PHO	13:23	1-3	.333	1-2	.500	0-0	—	1	2	3	1	0	0	0	1	3
6/18	vs PHO	1:58	0-0	—	0-0	—	0-0	—	0	0	0	1	0	0	0	0	0
6/20	vs NYL	20:00	0-2	.000	0-1	.000	0-0	—	1	1	2	1	1	0	0	3	0
6/24	vs WAS																
6/26	@PHO																
6/30	vs LVA																
7/2	vs LVA																
7/4	vs SEA																
7/7	@SEA																
7/11	vs MIN																
8/15	vs IND																
8/17	vs ATL																
8/19	vs ATL																
8/22	@NYL																
8/24	@WAS																
8/26	@CON																
8/28	@CON																
8/31	@IND																
9/2	@MIN																
9/9	vs CON																
9/12	vs SEA																
9/16	@ATL																
9/19	@DAL																
Total	—	43:53	2-7	.286	2-5	.400	0-0	—	2	4	6	4	2	0	1	7	6