

# LOS ANGELES SPARKS 2021 GAME NOTES



## New York Liberty (6-6) at Los Angeles Sparks (5-6) June 20, 2021



LA Convention Center | 1:00 p.m. (PT)  
'97 Game, Presented by HelloFresh | ESPN

### REGULAR SEASON SCHEDULE

Date	Opponent	Time/Result	Record
5/14	DALLAS	L, 94-71	0-1
5/21	at Las Vegas	L, 97-69	0-2
5/28	at Chicago	W, 76-61	1-2
5/30	at Chicago	W, 82-79 OT	2-2
6/1	at Dallas	L, 79-69	2-3
6/3	INDIANA	W, 98-63	3-3
6/5	CHICAGO	W, 68-63	4-3
6/10	at Washington	L, 89-71	4-4
6/12	at Minnesota	L, 80-64	4-5
6/16	PHOENIX	W, 85-80	5-5
6/18	PHOENIX	L, 80-66	5-6
6/20	NEW YORK	1:00 pm	—
6/24	WASHINGTON	7:30 pm	—
6/26	at Phoenix	7:00 pm	—
6/30	LAS VEGAS	7:30 pm	—
7/2	LAS VEGAS	7:00 pm	—
7/4	SEATTLE	6:00 pm	—
7/7	at Seattle	6:00 pm	—
7/11	MINNESOTA	6:00 pm	—
8/15	INDIANA	6:00 pm	—
8/17	ATLANTA	7:30 pm	—
8/19	ATLANTA	7:30 pm	—
8/22	at New York	11:00 am	—
8/24	at Washington	4:00 pm	—
8/26	at Connecticut	4:00 pm	—
8/28	at Connecticut	4:00 pm	—
8/31	at Indiana	4:00 pm	—
9/1	at Minnesota	5:00 pm	—
9/9	CONNECTICUT	7:30 pm	—
9/12	SEATTLE	12:00 pm	—
9/16	at Atlanta	4:00 pm	—
9/19	at Dallas	2:00 pm	—

\*all times listed are Pacific Standard Time

### PLAYER UPDATES

NUM.	PLAYER	UPDATE
40	Jasmine Walker	Out (right knee)
13	Chiney Ogumike	Out (right knee)
30	Nneka Ogumike	Out (left knee)

### CONTACT INFORMATION

#### Eli Horowitz

Director, Public Relations and Communications  
ehorowitz@la-sparks.com  
(847) 644-9932



@LA\_Sparks



@LASparks



Los Angeles Sparks

#### Natalie Gilmore

Coordinator, Public Relations and Communications  
ngilmore@la-sparks.com

### LAST GAME STARTERS

G	17	ERICA WHEELER	5'7"	6TH SEASON
GP/GS	11/11	PPG 12.1	RPG 2.5	APG 4.0
		SPG 1.1	FG% 38.2	3FG% 32.1
		MPG 26.2		

G	20	KRISTI TOLIVER	5'7"	12TH SEASON
GP/GS	11/11	PPG 9.7	RPG 1.2	APG 2.5
		SPG 0.6	FG% 44.3	3FG% 40.0
		MPG 26.4		

G	32	BRIA HOLMES	6'3"	5TH SEASON
GP/GS	11/3	PPG 5.2	RPG 3.2	APG 1.6
		SPG 0.8	FG% 31.0	3FG% 30.8
		MPG 19.3		

F	12	NIA COFFEY	6'1"	5TH SEASON
GP/GS	11/7	PPG 8.6	RPG 4.0	APG 0.9
		SPG 1.1	FG% 44.9	3FG% 45.9
		MPG 25.5		

C	1	AMANDA ZAHUI B.	6'5"	7TH SEASON
GP/GS	9/6	PPG 11.0	RPG 6.1	APG 0.7
		SPG 0.8	FG% 43.3	3FG% 28.6
		MPG 26.0		

### MATCHUP NOTES

The Los Angeles Sparks (5-6) will play against the New York Liberty (6-6) at the Los Angeles Convention Center on Sunday, June 20 at 1:00 PT. On Friday night, the Sparks lost to the Phoenix Mercury 80-66. Los Angeles shot just 38.3% from the field but Erica Wheeler led all Sparks scorers with 17 points. Brittney Sykes added 14 points while shooting 62.5% from the field. The Liberty most recently lost 103-76 on the road to the Las Vegas Aces at Michelob Ultra Arena. Liberty shooting guard Betnijah Laney led all scorers with 20 points on 50% shooting from the field, but the Liberty shot just 31.3% from the field as a team. Shooting guard Sabrina Ionescu made her awaited return from an ankle injury, but only scored one point. This will be the Sparks and Liberty's first meeting of the 2021 season.

Today's game is presented by **HelloFresh**, get 14 meals free using promo code **Sparks2021** when you sign up for HelloFresh today.

### Liberty Probable Starters

C Kylee Shook  
F Rebecca Allen  
F Michaela  
G Betnijah Laney  
G Sami Whitcomb

Head Coach: Walt Hopkins

### MILESTONE WATCH

PLAYER	MILESTONE (CURRENT)
Nneka Ogumike	4500 points (4401) 2100 rebounds (2056) 600 assists (504) 200 blocks (177) 500 steals (408)
Kristi Toliver	4500 points (4298) 800 rebounds (799) 1300 assists (1232) 400 steals (315)
Chiney Ogumike	1800 points (1676) 1000 rebounds (913) 150 blocks (113)

### ASSOCIATED PRESS POWER POLL

Week 6	Total Points	High	Low
1 Seattle (14)	168	1	1
2 Las Vegas	152	2	3
3 Connecticut	142	2	3
4 New York	123	4	5
5 Dallas	100	4	9
6 Phoenix	82	5	10
7 Minnesota	76	5	10
8 Atlanta	71	5	11
9 Washington	63	5	11
10 Chicago	60	5	11
11 Los Angeles	41	7	11
12 Indiana	14	12	12

## DEFENSE

The Sparks are No. 5 in the WNBA in defensive rating and forcing turnovers on 23.8% of opponent possessions. LA leads the WNBA in opponent turnovers per game with 19.1 and is third in the league with 8.0 steals per game.

## Z

After missing the first two games with a back injury, Swedish Center Amanda Zahui B. is fifth in the WNBA in blocks per game (1.5) and holding down the frontcourt with the Ogwumike sisters out. Zahui B. is also Top 10 in defensive rating (95.1) and fourth in the league in 2-point FG % (61.0). She is also second in the WNBA in 3-pointers made per game by a Center, behind only Tina Charles.

## HOT COFFEY

Nia Coffey, who along with Amir Coffey on the Clippers, are the first ever NBA/WNBA sibling duo to be playing in the same city at the same time, has come into the Sparks starting lineup and is sixth in the WNBA in blocks per game (1.5) and is top 10 in the WNBA in 3-point FG% (46.0%). Coffey is playing for her fifth team in five years and is finding her footing in the WNBA.

## WHEELER IN THE CLUTCH

Erica Wheeler leads the WNBA in clutch points per game (5.3), is top 10 in assists per game (4.0) and had her first career double-double with 18 points and 10 assists on June 16 against the Mercury.

\*Stats as of June 19, 2021

## 2021 LOS ANGELES SPARKS ROSTER

NUM.	PLAYER	POS.	HT.	YRS OF EXP.	DOB	COLLEGE
1	Amanda Zahui B.	C	6'5"	6	09/8/93	Minnesota
2	Te'a Cooper	G	5'8"	1	04/16/97	Baylor
7	Maria Vadeeva*	C	6'4"	2	07/16/98	Russia
12	Nia Coffey	F	6'1"	4	06/11/95	Northwestern
13	Chiney Ogwumike	F/C	6'3"	4	03/21/92	Stanford
15	Brittney Sykes	G	5'9"	4	02/07/94	Syracuse
17	Erica Wheeler	G	5'7"	5	05/2/91	Rutgers
20	Kristi Toliver	G	5'7"	11	01/27/87	Maryland
22	Arella Guirantes	G	5'11"	R	10/15/97	Rutgers
30	Nneka Ogwumike	F	6'2"	9	07/02/90	Stanford
31	Kristine Anigwe	F/C	6'4"	2	03/31/1997	California
32	Bria Holmes	G	6'3"	4	04/19/94	West Virginia
40	Jasmine Walker	F	6'3"	R	02/03/98	Alabama
44	Karlie Samuelson	G	6'0"	2	05/10/1995	Stanford

\*will return following overseas commitments

### Coaching Staff:

Head Coach Derek Fisher

Assistant Coach Fred Williams

Assistant Coach Latricia Trammell

Assistant Coach Seimone Augustus

## PRONUNCIATION CHART

### PLAYER/COACH

Te'a Cooper

Nneka Ogwumike

Chiney Ogwumike

Nia Coffey

Amanda Zahui B.

Arella Guirantes

Asst. Coach Seimone Augustus

Asst. Coach Latricia Trammell

### PRONUNCIATION

TAY-uh

NECK-uh Oh-gwoo-muh-kay

CHIN-ay Oh-gwoo-muh-kay

Knee-uh

Zow-ee-bee

uh-REL-uh gih-RAHN-tez

suh-MOAN

TRAM-uhl

Three WNBA championships (2001, 2002, 2016), 20 playoff appearances, and six MVP trophies later, the LA Sparks are set to host the New York Liberty tomorrow, Sunday June 20, at 1 p.m. PT for the '97 Game, paying homage to the inaugural WNBA game played on June 21, 1997 between the Sparks and Liberty at the Great Western Forum in Inglewood. The game will be televised on ESPN and is sold out.



presented by



**EquiTrust**®

The Sparks, along with the New York Liberty and the Phoenix Mercury, are one of three remaining WNBA franchises. Led by three-time MVP and four-time Olympic Gold Medalist Lisa Leslie, the Sparks won their first WNBA championship in 2001. The team was coached by Michael Cooper, who is the winningest coach in Sparks history. The Sparks defended their title in 2002, and remain the only active WNBA team to win back-to-back championships.

After a decade of playoff appearances, the Sparks broke through again in 2016 winning their third WNBA championship. The 2016 MVP Nneka Ogumike hit the game-winner on the road in Minnesota in what many analysts describe as the best WNBA Finals of all time. Through the years the Sparks have been home to some of the greatest WNBA legends including **Leslie, Ogumike, DeLisha Milton-Jones, Tina Thompson, Candace Parker, Tamecka Dixon, Mwadi Mabika, Alana Beard, Kristi Toliver, Penny Toler, Chelsea Gray, Ebony Hoffman, Chamique Hold-sclaw, Jantel Lavender, Ticha Penicheiro, Essence Carson, Nikki Teasley, Haixia Zheng**, and so many others.

### **Activations:**

The Sparks will honor Tamecka Dixon on-site, who was a member of the Sparks 2001 and 2002 titles and averaged 11.7 and 10.6 points per game those seasons.

**#ROOTEDINLA:** The third episode of #RootedInLA, presented by Vizzy, hosted by DJ Mal-Ski and Ari Chambers, will take place live post-game tomorrow in front of the fans. The episode will be dedicated to the 2016 WNBA championship team and Nneka Ogumike and Kristi Toliver will be featured guests.




# 2021 LA SPARKS ROSTER




Position: C  
Height: 6'5"  
DOB: 9/8/1993  
College: Minnesota



Position: G  
Height: 5'8"  
DOB: 4/16/1997  
College: Baylor



Position: C  
Height: 6'4"  
DOB: 7/16/1998  
College: Russia



Position: F  
Height: 6'1"  
DOB: 6/11/1995  
College: Northwestern




Position: F/C  
Height: 6'3"  
DOB: 3/21/1992  
College: Stanford




Position: G  
Height: 5'9"  
DOB: 2/7/1994  
College: Syracuse

**WILL JOIN TEAM AFTER  
OVERSEAS COMMITMENTS**




Position: G  
Height: 5'7"  
DOB: 5/2/1991  
College: Rutgers




Position: G  
Height: 5'7"  
DOB: 1/27/1987  
College: Maryland




Position: G  
Height: 5'11"  
DOB: 10/15/1997  
College: Rutgers



Position: F  
Height: 6'2"  
DOB: 7/2/1990  
College: Stanford




Position: F/C  
Height: 6'4"  
DOB: 3/31/1997  
College: California



Position: G  
Height: 6'3"  
DOB: 4/19/1994  
College: West Virginia



Position: F  
Height: 6'3"  
DOB: 2/3/1998  
College: Alabama



Position: G  
Height: 6'  
DOB: 5/10/1995  
College: Stanford

## COACHING STAFF




**HEAD COACH**



**ASSISTANT COACH**



**ASSISTANT COACH**



**ASSISTANT COACH**



**DIRECTOR OF  
SPORTS MEDICINE/  
HEAD ATHLETIC  
TRAINER**



**PLAYER  
DEVELOPMENT  
COACH**

### Sparks Offense Stalls in Loss to Mercury

The Los Angeles Sparks met the Phoenix Mercury for the second time in three days at the Los Angeles Convention Center on Friday night, falling 80-66.

The Sparks honored Juneteenth, which is Saturday June 19, with the singing of the Black National Anthem and a youth essay contest.

Although the game ended in a loss, the Sparks had three-players in double figures: Erica Wheeler (17), Bria Holmes (11), and Brittney Sykes (14). In the first half, Erica Wheeler had a milestone night of surpassing 1500 points in her WNBA career. In the first quarter, Bria Holmes had a milestone night of surpassing 250 two-pointers made in her WNBA career.



The Phoenix Mercury got off to a hot start, opening up a 13-3 lead with strong play from Brittney Griner and Skylar Diggins-Smith. Amanda Zahui B. picked up three early fouls and had to sit the remainder of the half. However, the Sparks answered as Kristi Toliver made a driving layup that started a Sparks run. Toliver then scored on a 17-foot two-point shot followed by back-to-back three-pointers from Amanda Zahui B. and Bria Holmes. The Sparks were able to catch up to the Mercury with a 14-4 run to end the quarter tied 17-17.

Sparks Guard Erica Wheeler kicked off the second quarter with a 14-foot step-back jump shot pushing them to a two point lead. However, the Mercury took control of the game by attacking the basket and getting to the foul line, building another 10-point lead late in the quarter. Mercury Forward Megan Walker used her size as an advantage allowing her to score seven points in 12 minutes off the bench. The Mercury kept their momentum, ending the first half with a 44-36 advantage.

The Sparks started off the third quarter with Bria Holmes initiating the offense and nailing a 25-foot three-point jumper. The Sparks cut the Mercury lead to four, but the Mercury continued to get to the free-throw line, scoring 18 points in the third and shooting 80% from the charity stripe. Phoenix went on a 10-4 run after Skylar Diggins-Smith went to the bench after her 4th foul. The quarter ended with the Mercury up, 62-49.

Amanda Zahui B. threw a no-look bounce pass to Brittney Sikes giving her the opportunity for a layup to open the fourth quarter. With just over three minutes left in the 4th quarter, the Mercury built a 14-point lead at 76-62. The Sparks could not mount a comeback as the team continued to play short-handed without Nneka Ogumike, Chiney Ogumike, Jasmine Walker and Maria Vadeeva.

The Mercury had four players in double-digits: Skylar Diggins Smith (21), Brianna Turner (15), Brittney Griner (14), and Megan Walker (10).

The Sparks will face the New York Liberty Sunday at 1 p.m. PT on ESPN. The game will pay homage to the inaugural WNBA game between LA and NY in 1997.

### Los Angeles Highlights:

- In the first quarter, Bria Holmes surpassed 250 two-pointers made in her WNBA career. Bria Holmes reached double-figures with 11 points, her third game in double-figures this season
- The Sparks defensive guard Brittney Sykes had a great shooting night of 80% from the line and 63.8% from the field.
- The Sparks had 3 players in double figures: Erica Wheeler (17), Bria Holmes (11), and Brittney Sykes (14) combining for 42 of the teams 66 points.

**MOST RECENT GAME - BOX SCORE**

**WOMEN'S NATIONAL BASKETBALL ASSOCIATION**

**OFFICIAL SCORER'S REPORT  
FINAL BOX**

Friday, June 18, 2021 Los Angeles Convention Center, Los Angeles, CA  
Officials: #13 Cheryl Flores, #17 Matt Kallio, #76 Toni Patillo

Game Duration: 2:03  
Attendance: 520

**VISITOR: Phoenix Mercury (6-7)**

	POS	MIN	FG	FGA	3P	3PA	FT	FTA	OR	DR	TOT	A	PF	ST	TO	BS	+/-	PTS
9 Sophie Cunningham	F	21:44	1	3	1	2	2	2	0	1	1	1	2	1	0	0	0	5
21 Brianna Turner	F	29:44	6	8	0	0	3	3	2	6	8	0	0	3	2	0	11	15
42 Brittney Griner	C	35:53	4	9	0	1	6	8	0	8	8	2	3	0	2	2	22	14
0 Kia Nurse	G	31:01	1	4	1	2	3	4	0	5	5	4	3	0	2	0	16	6
4 Skylar Diggins-Smith	G	30:56	7	16	0	3	7	8	1	3	4	4	5	2	2	1	11	21
5 Shey Peddy		10:25	1	2	1	1	2	2	0	0	0	0	2	1	1	0	-1	5
2 Megan Walker		25:28	3	10	2	7	2	4	0	3	3	1	3	1	2	0	18	10
1 Kia Vaughn		13:57	2	3	0	0	0	0	1	3	4	1	1	0	1	0	-3	4
11 Alanna Smith		00:26	0	0	0	0	0	0	0	0	0	0	0	0	0	0	-2	0
20 Haley Gorecki		00:26	0	0	0	0	0	0	0	0	0	0	0	0	0	0	-2	0
			200:00	25	55	5	16	25	31	4	29	33	13	19	8	12	3	80
			45.5%		31.2%		80.6%		TM REB: 11		TOT TO: 15 (21 PTS)							

**HOME: LOS ANGELES SPARKS (5-6)**

	POS	MIN	FG	FGA	3P	3PA	FT	FTA	OR	DR	TOT	A	PF	ST	TO	BS	+/-	PTS
32 Bria Holmes	F	35:45	4	9	2	3	1	2	1	4	5	1	4	0	2	2	-24	11
12 Nia Coffey	F	29:15	2	4	1	1	0	0	1	2	3	1	3	1	2	0	-6	5
1 Amanda Zahui B	C	18:59	2	6	1	4	0	0	0	6	6	1	6	1	1	0	1	5
20 Kristi Toliver	G	28:35	3	10	0	2	2	2	0	1	1	2	1	3	1	0	-14	8
17 Erica Wheeler	G	29:25	5	14	0	3	7	9	2	3	5	2	3	0	3	0	-14	17
2 Te'a Cooper		13:42	0	3	0	1	0	0	0	2	2	1	1	1	1	0	-4	0
15 Brittney Sykes		22:04	5	8	0	0	4	5	1	4	5	0	4	1	0	0	-9	14
31 Kristine Anigwe		18:19	1	5	0	0	2	4	0	0	0	1	3	1	1	0	-8	4
22 Arella Guirantes		01:58	1	1	0	0	0	0	0	1	1	0	0	0	1	0	4	2
44 Karlie Samuelson		01:58	0	0	0	0	0	0	0	0	0	1	0	0	0	0	4	0
			200:00	23	60	4	14	16	22	5	23	28	10	25	8	12	2	66
			38.3%		28.6%		72.7%		TM REB: 7		TOT TO: 13 (14 PTS)							

SCORE BY PERIOD	1	2	3	4	FINAL
Mercury	17	27	18	18	80
SPARKS	17	19	13	17	66

Inactive: Mercury - Hartley (Injury/Illness - Right knee), Taurasi (Injury/Illness - Sternum)  
Inactive: Sparks - Ogwumike (Injury/Illness - Right knee), Ogwumike (Injury/Illness - Left knee), Walker (Injury/Illness - Right knee)  
Points in the Paint: Mercury 34 (17/30), SPARKS 28 (14/33)  
2nd Chance Points: Mercury 12 (4/6), SPARKS 4 (2/3)  
Fast Break Points: Mercury 12 (4/5), SPARKS 10 (4/6)  
Biggest Lead: Mercury 18, SPARKS 2  
Lead Changes: 4  
Times Tied: 3

Technical fouls - Individual  
Mercury (1): Cunningham 7:20 4th  
SPARKS (1): Fisher 1:27 3rd  
Technical fouls - Defensive Three Seconds  
Mercury (0) : NONE  
SPARKS (1) : Cooper 3:52 1st

LAST TIME AGAINST NEW YORK - BOX SCORE

WOMEN'S NATIONAL BASKETBALL ASSOCIATION

OFFICIAL SCORER'S REPORT  
FINAL BOX

Tuesday, September 8, 2020 WNBA Court 1, Bradenton, FL  
Officials: #5 Tiara Cruse, #11 Randy Richardson, #17 Matt Kallio

Game Duration: 1:53  
Attendance: Not Yet Counted

VISITOR: Los Angeles Sparks (15-5)

	POS	MIN	FG	FGA	3P	3PA	FT	FTA	OR	DR	TOT	A	PF	ST	TO	BS	+/-	PTS
10 Tierra Ruffin-Pratt	F	00:35	1	1	0	0	0	0	0	0	0	0	0	0	0	0	2	2
30 Nneka Ogumike	F	28:35	8	14	1	2	3	3	2	6	8	5	1	1	3	0	27	20
3 Candace Parker	C	24:33	6	10	0	2	2	2	0	5	5	7	2	2	2	1	14	14
4 Te'a Cooper	G	31:58	6	11	3	4	0	0	0	0	0	3	4	0	1	0	20	15
12 Chelsea Gray	G	28:14	1	8	0	2	1	1	0	4	4	9	2	2	2	0	34	3
2 Riquna Williams		32:47	7	12	4	9	2	2	0	2	2	2	2	1	1	0	13	20
33 Seimone Augustus		22:09	2	3	0	0	2	2	1	5	6	4	0	2	0	0	7	6
31 Kristine Anigwe		20:01	5	7	0	0	4	5	1	5	6	1	3	0	0	1	14	14
1 Reshanda Gray		04:17	0	1	0	0	0	0	0	0	0	0	2	0	1	1	2	0
21 Marie Göllich		06:51	1	1	0	0	0	0	0	0	0	1	3	1	1	0	-3	2
15 Brittney Sykes	DND - Injury/Illness - Abdominal Contusion																	
24 Sydney Wiese	DND - Injury/Illness - Ankle																	
200:00			37	68	8	19	14	15	4	27	31	32	19	9	11	3	26	96
			54.4%		42.1%		93.3%		TM REB: 8		TOT TO: 12 (14 PTS)							

HOME: NEW YORK LIBERTY (2-17)

	POS	MIN	FG	FGA	3P	3PA	FT	FTA	OR	DR	TOT	A	PF	ST	TO	BS	+/-	PTS
0 Leaonna Odom	F	18:57	0	4	0	3	0	0	0	1	1	1	0	1	0	0	-12	0
13 Jocelyn Willoughby	F	25:19	7	8	5	5	2	2	1	2	3	2	4	1	6	1	-8	21
41 Kiah Stokes	C	19:30	0	3	0	2	0	0	1	7	8	4	0	2	0	1	-7	0
5 Kia Nurse	G	36:31	4	14	1	7	4	4	1	6	7	3	2	1	4	0	-22	13
7 Layshia Clarendon	G	27:24	1	4	0	2	5	6	0	2	2	5	4	1	1	0	-7	7
10 Joyner Holmes		20:11	2	5	1	4	0	0	0	1	1	2	2	0	1	1	-17	5
22 Paris Kea		14:48	3	5	3	5	2	2	0	1	1	1	1	1	2	0	-20	11
3 Megan Walker		22:20	3	11	2	7	0	0	1	0	1	0	2	0	2	0	-17	8
24 Kylee Shook		15:00	2	4	0	0	1	2	0	2	2	0	3	0	1	1	-20	5
25 Asia Durr	NWT - Not With Team - Medical Exempt																	
20 Sabrina Ionescu	NWT - Injury/Illness - Ankle																	
4 Jazmine Jones	DNP - Coach's decision																	
17 Amanda Zahui B	DNP - Coach's decision																	
200:00			22	58	12	35	14	16	4	22	26	18	18	7	17	4	-26	70
			37.9%		34.3%		87.5%		TM REB: 5		TOT TO: 17 (25 PTS)							

SCORE BY PERIOD	1	2	3	4	FINAL
Sparks	25	17	26	28	96
LIBERTY	12	19	15	24	70

Inactive: Sparks -  
Inactive: Liberty -

Points in the Paint: Sparks 46 (23/35), LIBERTY 20 (10/18) Biggest Lead: Sparks 30, LIBERTY 1  
2nd Chance Points: Sparks 7 (3/6), LIBERTY 4 (2/5) Lead Changes: 2  
Fast Break Points: Sparks 11 (5/6), LIBERTY 5 (2/3) Times Tied: 0

Technical fouls - Defensive Three Seconds  
Sparks (0) : NONE  
LIBERTY (1) : Holmes 4:11 2nd

**LOS ANGELES SPARKS HIGHS**

Points, Game.....98 vs. IND 6/3  
 Points, First Half.....53 vs. PHO 6/16  
 Points, Second Half.....50 vs. IND 6/3  
 Points, 1Q.....27 vs. PHO 6/16  
 Points, 2Q.....26 vs. PHO 6/16  
 Points, 3Q.....23 vs. IND 6/3  
 Points, 4Q.....27 vs. IND 6/3  
 Points, Overtime..... 9 @ CHI 5/30

Field Goals Made.....37 vs. IND 6/3  
 Field Goals Att.....80 vs. PHO 6/17  
 Field Goal Percentage.....56.1% vs. IND 6/3  
 3FG Made.....14 vs. IND 6/3  
 3FG Att.....30 @ DAL 6/1  
 3FG Percentage.....50.0% vs. IND 6/3  
 Free Throws Made.....19 @ WAS 6/10  
 Free Throws Att.....28 @ WAS 6/10  
 FT Percentage.....91.7% @ DAL 6/1

Offensive Rebounds...14 vs. PHO 6/17  
 Defensive Rebounds....29 vs. CHI 6/5  
 Total Rebounds.....38 vs. CHI 6/5  
 Assists.....20 @ CHI 5/30  
 Steals.....13 @ CHI 5/28  
 Turnovers.....19 @ CHI 5/30  
 Blocked Shots.....10 @ DAL 6/1  
 Personal Fouls.....25 vs. PHO 6/18

**OPPONENT HIGHS**

Points, Game.....97 @ LVA 5/21  
 Points, First Half.....56 @ LVA 5/21  
 Points, Second Half.....50 vs. DAL 5/14  
 Points, 1Q.....27 @ CHI 5/30  
 Points, 2Q.....31 @ LVA 5/21  
 Points, 3Q.....26 vs. DAL 5/14  
 Points, 4Q.....25 @ DAL 6/1  
 Points, Overtime.....6 @ CHI 5/30

Field Goals Made.....34 vs. DAL 5/14  
 Field Goals Att.....71 @ WAS 6/10  
 Field Goal Percentage....53.2% @ LVA 5/21  
 3FG Made.....11 @ MIN 6/12  
 3FG Att.....30 @ DAL 6/1  
 3FG Percentage.....50.0% @ MIN 6/12  
 Free Throws Made.....27 @ LVA 5/21  
 Free Throws Att.....32 @ LVA 5/21  
 FT Percentage.....100% @ CHI 5/30

**LOS ANGELES SPARKS LOWS**

-Points, Game.....64 @ MIN 6/12  
 -Points, First Half.....28 @ DAL 6/1  
 -Points, Second Half..... 28 vs. CHI 6/5  
 -Points, 1Q.....13 @ CHI 5/30  
 -Points, 2Q.....7 @ DAL 6/1  
 -Points, 3Q.....9 vs. CHI 6/5  
 -Points, 4Q.....7 @ MIN 6/10  
 -Points, Overtime..... 9 @ CHI 5/30

-Field Goals Made..... 22 @ WAS 6/10  
 -Field Goals Att..... 60 vs. PHO 6/18  
 -Field Goal Percentage.....32.8% @ WAS 6/10  
 -3FG Made.....3 vs. CHI 6/5  
 -3FG Att..... 14 vs. PHO 6/18  
 -3FG Percentage..... 15.8% vs. CHI 6/5  
 -Free Throws Made.....4 vs. PHO 6/16  
 -Free Throws Att..... 6 vs. PHO 6/16  
 -FT Percentage..... 57.1% vs. DAL 5/14

-Offensive Rebounds.....2 vs. IND 6/3  
 -Defensive Rebounds..... 18 @ MIN 6/12  
 -Total Rebounds..... 24 @ DAL 6/1  
 -Assists..... 10 vs. PHO 6/18  
 -Steals..... 3 vs. PHO 6/16  
 -Turnovers..... 5 vs. PHO 6/16  
 -Blocked Shots..... 2 vs. 6/19  
 -Personal Fouls..... 17 vs. DAL 5/14

**OPPONENT LOWS**

-Points, Game.....63 vs. CHI 6/5  
 -Points, First Half.....25 vs. IND 6/3  
 -Points, Second Half.....28 @ CHI 5/28  
 -Points, 1Q.....10 @ CHI 5/30  
 -Points, 2Q.....11 vs. IND 6/3  
 -Points, 3Q.....8 @ MIN 6/12  
 -Points, 4Q.....14 vs. PHO 6/16  
 -Points, Overtime..... 6 @ CHI 5/30

-Field Goals Made..... 12 @ CHI 5/30  
 -Field Goals Att..... 12 @ CHI 5/30  
 -Field Goal Percentage.....33.9% vs. CHI 6/5  
 -3FG Made..... 5 vs. PHO 6/18  
 -3FG Att.....14 @ LVA 5/21  
 -3FG Percentage..... 27.8% vs. CHI 6/5  
 -Free Throws Made..... 11 vs. IND 6/3  
 -Free Throws Att.....12 @ DAL 6/1  
 -FT Percentage.....68.8% vs. IND 6/3

## 2021 TEAM BOX SCORE

Date	Opponent	MINS	FG-A	PCT	3PM-A	PCT	FTM-A	PCT	OFF	DEF	TOT	AST	STL	BLK	TO	PF	PTS
5/14	vs DAL	40:00	28-78	.359	7-27	.259	8-14	.571	6	19	25	15	12	3	15	17	71
5/21	@ LVA	40:00	27-74	.365	5-17	.294	10-15	.667	5	23	28	18	8	1	11	24	69
5/28	@CHI	40:00	26-66	.394	9-19	.474	15-18	.833	9	21	30	17	13	3	20	18	76
5/30	@CHI	45:00	30-73	.411	8-18	.444	14-18	.778	8	25	33	20	11	8	20	19	82
6/1	@DAL	40:00	24-64	.375	10-30	.333	11-12	.917	4	20	24	11	5	10	12	19	69
6/3	vs IND	40:00	37-66	.561	14-28	.500	10-11	.909	2	25	27	14	9	4	8	18	98
6/5	vs CHI	40:00	25-68	.368	3-19	15.8	15-21	.714	9	29	38	13	4	6	11	20	68
6/10	@WAS	40:00	22-67	.328	8-23	.348	19-28	.679	9	22	31	13	6	4	11	19	71
6/12	@MIN	40:00	23-70	.329	8-23	.348	10-12	.833	9	18	27	15	9	5	13	18	64
6/16	vs PHO	40:00	36-80	.450	9-28	.321	4-6	.667	14	21	35	17	3	6	5	23	85
6/18	vs PHO	40:00	25-55	.455	5-16	.313	25-31	.806	4	29	33	13	8	3	12	19	80
6/20	vs NYL																
6/24	vs WAS																
6/26	@PHO																
6/30	vs LVA																
7/2	vs LVA																
7/4	vs SEA																
7/7	@SEA																
7/11	vs MIN																
8/15	vs IND																
8/17	vs ATL																
8/19	vs ATL																
8/22	@NYL																
8/24	@WAS																
8/26	@CON																
8/28	@CON																
8/31	@IND																
9/2	@MIN																
9/9	vs CON																
9/12	vs SEA																
9/16	@ATL																
9/19	@DAL																
Total	—	445:00	301-766	.393	85-247	.344	132-177	.746	79	252	331	166	88	53	142	214	833

## 2021 TEAM AVERAGES


	G	MPG	PPG	RPG	APG	SPG	BPG	FG%	3FG%	FT%	TO	PF
Sparks	11	40.5	74.5	29.6	14.8	8.0	4.7	39.3	34.4	74.6	13.0	20.0
Opponent	11	40.5	78.6	40.2	16.8	6.0	4.7	42.4	36.0	82.4	19.1	19.0

#1	AMANDA ZAHUI B.	CENTER	6-5	9/8/93	MINNESOTA	7TH SEASON
----	-----------------	--------	-----	--------	-----------	------------

2021 Regular Season Averages:

G-GS	PPG	RPG	APG	SPG	BPG	MPG	FG%	3FG%	FT%
9-6	11.0	6.1	0.7	0.8	1.6	26.0	43.3	28.6	77.8

	2021 Season Highs	Career Highs	Playoff Career Highs
PTS	17, @ CHI 5/30/21	37, @ LAS 6/15/19	2, vs PHO 9/24/16
REB	10, vs CHI 6/5/21	21, @ LVA 8/29/20	2, two times
AST	2, two times	5, two times	—
STL	2, @ CHI 5/28/21	4, vs. MIN 8/5/20	—
BLK	4, vs CHI 6/5/21	6, vs. LAS 6/4/19	1, @ PHO 9/17/15
FGM	7, @ CHI 5/30/21	13, @ LAS 6/15/19	1, vs PHO 9/24/16
3FGM	3, vs PHO 6/16/21	7, @ LAS 6/15/19	—
FTM	3, @ MIN 6/12/21	6, two times	—
MINS	36:20, @ MIN 6/12/21	36:20, @ MIN 6/12/21	6, vs PHO 9/24/16



GAME BY GAME STATS

Date	Opponent	MINS	FG-A	PGI	3PM-A	PCI	FTM-A	PCI	QFF	DEF	IOI	AST	STL	BLK	TO	PF	PTS
5/14	vs DAL	DNP - Back	—	—	—	—	—	—	—	—	—	—	—	—	—	—	—
5/21	@ LVA	DNP - Back	—	—	—	—	—	—	—	—	—	—	—	—	—	—	—
5/28	@CHI	16:24	3-5	.600	2-3	.667	0-0	—	0	2	2	0	2	1	4	3	8
5/30	@CHI	34:59	7-8	.875	2-3	.667	1-1	1.000	0	8	8	0	1	3	3	3	17
6/1	@DAL	21:28	4-9	.444	2-6	.333	0-0	—	1	2	3	2	1	1	3	2	10
6/3	vs IND	24:16	3-9	.333	1-7	.143	0-0	—	0	7	7	2	0	1	1	2	7
6/5	vs CHI	30:53	6-14	.429	0-5	.000	1-2	.500	2	8	10	2	1	4	1	4	13
6/10	@WAS	15:52	3-6	.500	1-2	.500	2-2	1.000	0	4	4	0	0	1	3	3	9
6/12	@MIN	36:20	5-14	.357	2-8	.250	3-4	.750	2	6	8	0	1	1	0	5	15
6/16	vs PHO	34:35	6-19	.316	3-11	.273	0-0	—	0	7	7	0	0	2	0	4	15
6/18	vs PHO	18:59	2-6	.333	1-4	.250	0-0	—	0	6	6	1	1	0	1	6	5
6/20	vs NYL																
6/24	vs WAS																
6/26	@PHO																
6/30	vs LVA																
7/2	vs LVA																
7/4	vs SEA																
7/7	@SEA																
7/11	vs MIN																
8/15	vs IND																
8/17	vs ATL																
8/19	vs ATL																
8/22	@NYL																
8/24	@WAS																
8/26	@CON																
8/28	@CON																
8/31	@IND																
9/2	@MIN																
9/9	vs CON																
9/12	vs SEA																
9/16	@ATL																
9/19	@DAL																
Total	—	233:46	39-90	.433	14-49	.286	7-9	.778	5	50	55	6	7	14	16	32	99

#2	TE'A COOPER	GUARD	5-8	4/16/97	BAYLOR	2ND SEASON
----	-------------	-------	-----	---------	--------	------------

2021 Regular Season Averages:

G-GS	PPG	RPG	APG	SPG	BPG	MPG	FG%	3FG%	FT%
10-5	8.5	1.7	1.2	1.0	0.3	21.2	31.4	29.2	80.0

	2021 Season Highs	Career Highs	Playoff Career Highs
PTS	17, @ MIN 6/12/21	17, @ MIN 6/12/21	3, vs CON 9/17/20
REB	3, three times	6, @CON 8/28/20	—
AST	4, @ DAL 6/1/21	4, two times	2, vs CON 9/17/20
STL	2, three times	2, three times	1, vs CON 9/17/20
BLK	2, @ MIN 6/12/21	2, @ MIN 6/12/21	—
FGM	6, @ MIN 6/12/21	6, two times	1, vs CON 9/17/20
3FGM	2, two times	3, @NYL 9/8/20	1, vs CON 9/17/20
FTM	5, @ WASH 6/10/21	5, two times	—
MINS	32:25, vs CHI 6/5/21	32:50, @DAL 6/1/21	20, vs CON 9/17/20



GAME BY GAME STATS

Date	Opponent	MINS	FG-A	PCT	3PM-A	PCT	FTM-A	PCI	QFF	DEF	TOT	AST	STL	BLK	TO	PF	PTS
5/14	vs DAL	17:30	1-10	.100	1-3	.333	1-2	.500	0	2	2	1	2	0	1	2	4
5/21	@ LVA	21:13	2-5	.400	2-3	.667	2-2	1.000	0	1	1	1	1	0	2	3	8
5/28	@CHI	13:40	2-9	.222	0-3	.000	1-2	.500	0	0	0	0	0	0	1	4	5
5/30	@CHI	10:10	0-6	.000	0-0	—	0-0	—	0	3	3	1	1	0	3	0	0
6/1	@DAL	32:50	4-12	.333	0-3	.000	4-4	1.000	0	3	3	4	1	0	0	3	12
6/3	vs IND	17:09	5-8	.625	1-2	.500	4-5	.800	0	1	1	0	0	0	1	3	15
6/5	vs CHI	32:25	4-9	.444	1-4	.250	4-6	.667	0	2	2	0	0	0	2	3	13
6/10	@WAS	21:33	3-14	.214	0-2	.000	5-6	.833	1	2	3	2	2	1	2	2	11
6/12	@MIN	31:24	6-10	.600	2-3	.667	3-3	1.000	0	1	1	2	2	2	4	2	17
6/16	vs PHO	DNP	league suspension	—	—	—	—	—	—	—	—	—	—	—	—	—	—
6/18	vs PHO	13:42	0-3	.000	0-1	.000	0-0	—	0	2	2	1	1	0	1	1	0
6/20	vs NYL																
6/24	vs WAS																
6/26	@PHO																
6/30	vs LVA																
7/2	vs LVA																
7/4	vs SEA																
7/7	@SEA																
7/11	vs MIN																
8/15	vs IND																
8/17	vs ATL																
8/19	vs ATL																
8/22	@NYL																
8/24	@WAS																
8/26	@CON																
8/28	@CON																
8/31	@IND																
9/2	@MIN																
9/9	vs CON																
9/12	vs SEA																
9/16	@ATL																
9/19	@DAL																
Total	—	212:23	27-86	.314	7-24	.292	24-30	.800	1	16	17	12	10	3	17	23	85

#7	MARIA VADEEVA	CENTER	6-4	7/16/98	RUSSIA	3RD SEASON
----	---------------	--------	-----	---------	--------	------------

2019 Regular Season Averages:

G-GS	PPG	RPG	APG	SPG	BPG	MPG	FG%	3FG%	FT%
15-1	7.8	3.9	0.7	1.0	0.2	12.0	.490	.313	.769

	2019 Season Highs	Career Highs	Playoff Career Highs
PTS	24, @ LVA 5/26/19	24, @ LVA 5/26/19	2, two times
REB	8, two times	8, two times	4, vs CON 9/22/19
AST	3, two times	3, two times	2, vs SEA 9/15/19
STL	3, vs MIN 8/20/19	3, vs MIN 8/20/19	—
BLK	3, @ LVA 5/26/19	3, two times	1, three times
FGM	11, @ LVA 5/26/19	11, @ LVA 5/26/19	1, two times
3FGM	2, @ LVA 5/26/19	2, two times	—
FTM	4, vs SEA 8/4/19	4, vs SEA 8/4/19	—
MINS	24:12, @ LVA 5/26/19	24:12, @ LVA 5/26/19	13:30 vs CON 9/22/19



## GAME BY GAME STATS

[illegible]

#12	NIA COFFEY	FORWARD	6-1	6/11/95	NORTHWESTERN	5TH SEASON
-----	------------	---------	-----	---------	--------------	------------

2021 Regular Season Averages:

G-GS	PPG	RPG	APG	SPG	BPG	MPG	FG%	3FG%	FT%
11-7	8.6	4.0	0.9	1.1	1.5	25.5	44.9	45.9	66.7

	2021 Season Highs	Career Highs	Playoff Career Highs
PTS	17, @ CHI 5/30/21	23, vs SEA 5/27/18	—
REB	9, vs CHI 6/5/21	12, vs PHO 6/17/18	—
AST	3, vs CHI 6/5/21	6, @ CHI 6/3/18	—
STL	4, @ CHI 5/30/21	4, @CHI 5/30/21	—
BLK	6, @ DAL 6/1/21	6, @DAL 6/1/21	—
FGM	6, @CHI 5/30/21	8, vs SEA 5/27/18	—
3FGM	3, three times	3, four times	—
FTM	4, two times	7, two times	—
MINS	32:58, vs CHI 6/5/21	32:58, vs CHI 6/5/21	—



GAME BY GAME STATS

Date	Opponent	MINS	FG-A	PCT	3PM-A	PCT	FTM-A	PCT	OFF	DEF	TOT	AST	STL	BLK	TO	PF	PTS
5/14	vs DAL	19:41	4-8	.500	2-4	.500	0-2	.000	2	2	4	1	1	2	4	2	10
5/21	@ LVA	20:43	3-7	.429	1-2	.500	1-2	.500	0	3	3	0	1	0	0	1	8
5/28	@CHI	16:59	3-5	.600	3-4	.750	0-0	—	1	4	5	1	1	1	0	1	9
5/30	@CHI	31:04	6-12	.500	3-5	.600	0-0	—	1	3	4	1	4	2	1	2	17
6/1	@DAL	28:28	3-8	.375	2-5	.400	0-0	—	1	5	6	1	1	6	1	4	8
6/3	vs IND	30:36	4-4	1.000	3-3	1.000	4-5	.800	0	1	1	1	0	2	0	4	13
6/5	vs CHI	32:25	4-11	.364	0-3	.000	2-2	1.000	1	8	9	3	3	2	0	2	10
6/10	@WAS	20:12	1-8	.125	0-3	.000	3-4	.750	2	2	4	0	0	0	0	2	5
6/12	@MIN	24:52	3-6	.500	2-4	.500	0-0	—	1	3	4	1	0	2	3	4	8
6/16	vs PHO	24:54	2-5	.400	0-3	.000	0-0	—	0	1	1	0	1	0	0	4	4
6/18	vs PHO	29:15	2-4	.500	1-1	1.000	0-0	—	1	2	3	1	1	0	2	3	5
6/20	vs NYL																
6/24	vs WAS																
6/26	@PHO																
6/30	vs LVA																
7/2	vs LVA																
7/4	vs SEA																
7/7	@SEA																
7/11	vs MIN																
8/15	vs IND																
8/17	vs ATL																
8/19	vs ATL																
8/22	@NYL																
8/24	@WAS																
8/26	@CON																
8/28	@CON																
8/31	@IND																
9/2	@MIN																
9/9	vs CON																
9/12	vs SEA																
9/16	@ATL																
9/19	@DAL																
Total	—	280:57	35-78	.449	15-33	.459	8-12	.667	9	31	40	9	12	15	8	25	87

#13	CHINEY OGWUMIKE	FORWARD/CENTER	6-3	3/21/92	STANFORD	5TH SEASON
-----	-----------------	----------------	-----	---------	----------	------------

2021 Regular Season Averages:

G-GS	PPG	RPG	APG	SPG	BPG	MPG	FG%	3FG%	FT%
3-3	9.0	5.7	2.0	0.7	0.7	27.3	34.5	66.7	71.4

	2021 Season Highs	Career Highs	Playoff Career Highs
PTS	12, vs DAL 5/14/21	30, vs SEA 6/15/18	10, @CON 9/19/19
REB	6, two times	17, vs NY 6/29/14	5, @CON 9/19/19
AST	2, three times	4, vs NY 6/14/19	2, vs SEA 9/15/19
STL	1, two times	4, two times	2, vs PHX 9/23/19
BLK	1, @ CHI 5/28/21	7, vs DAL 7/20/16	2, @CON 9/17/19
FGM	5, vs DAL 5/14/21	13, vs SEA 6/15/18	14 @CON 9/19/19
3FGM	2, vs DAL 5/14/21	2, vs DAL 5/14/21	—
FTM	3, @ LVA 5/21/21	8, two times	—
MINS	30:40, @ LVA 5/21/21	40, two times	19, vs PHO 8/23/18



GAME BY GAME STATS

Date	Opponent	MINS	FG-A	PCT	3PM-A	PCT	FTM-A	PCT	OFF	DEF	TOT	AST	STL	BLK	TO	PF	PTS
5/14	vs DAL	27:11	5-11	.455	2-3	.667	0-0	—	1	5	6	2	1	0	1	4	12
5/21	@ LVA	30:40	4-10	.400	0-0	—	3-5	.600	3	2	5	2	1	0	2	5	11
5/28	@CHI	24:00	1-8	.125	0-0	—	2-2	1.000	2	4	6	2	0	1	3	4	4
5/30	@CHI	DNP - KNEE	—	—	—	—	—	—	—	—	—	—	—	—	—	—	—
6/1	@DAL	DNP - KNEE	—	—	—	—	—	—	—	—	—	—	—	—	—	—	—
6/3	vs IND	DNP - KNEE	—	—	—	—	—	—	—	—	—	—	—	—	—	—	—
6/5	vs CHI	DNP - KNEE	—	—	—	—	—	—	—	—	—	—	—	—	—	—	—
6/10	@WAS	DNP - KNEE	—	—	—	—	—	—	—	—	—	—	—	—	—	—	—
6/12	@MIN	DNP - KNEE	—	—	—	—	—	—	—	—	—	—	—	—	—	—	—
6/16	vs PHO	DNP - KNEE	—	—	—	—	—	—	—	—	—	—	—	—	—	—	—
6/18	vs PHO	DNP - KNEE	—	—	—	—	—	—	—	—	—	—	—	—	—	—	—
6/20	vs NYL																
6/24	vs WAS																
6/26	@PHO																
6/30	vs LVA																
7/2	vs LVA																
7/4	vs SEA																
7/7	@SEA																
7/11	vs MIN																
8/15	vs IND																
8/17	vs ATL																
8/19	vs ATL																
8/22	@NYL																
8/24	@WAS																
8/26	@CON																
8/28	@CON																
8/31	@IND																
9/2	@MIN																
9/9	vs CON																
9/12	vs SEA																
9/16	@ATL																
9/19	@DAL																
Total	—	81:51	10-29	.345	2-3	.667	5-7	.714	6	11	17	6	2	1	6	13	27

#15	BRITTNEY SYKES	GUARD	5-9	2/7/94	SYRACUSE	5TH SEASON
-----	----------------	-------	-----	--------	----------	------------

2021 Regular Season Averages:

G-GS	PPG	RPG	APG	SPG	BPG	MPG	FG%	3FG%	FT%
11-2	7.3	4.5	1.9	1.5	0.5	24.3	35.4	20.0	73.1

	2021 Season Highs	Career Highs	Playoff Career Highs
PTS	14, two times	33, vs PHO 9/3/17	17, @WAS 8/31/18
REB	9, vs PHO 6/16/21	13, vs PHO 7/25/17	6, vs WAS 8/28/18
AST	4, @ MIN 6/12/21	7, vs IND 7/1/18	3, vs WAS 9/4/18
STL	5, @ CHI 5/28/21	5, two times	2, two times
BLK	2, @CHI 5/30/21	3, three times	1, vs WAS 8/28/18
FGM	6, vs PHO 6/16/21	12, vs PHO 9/3/17	6, three times
3FGM	2, @ CHI 5/30/21	4, two times	3, two times
FTM	4, three times	12, vs WAS 7/19/17	2, two times
MINS	28:22, @ CHI 5/28/21	37, vs CON 8/15/17	28, @WAS 9/2/18



GAME BY GAME STATS

Date	Opponent	MINS	FG-A	PGT	3PM-A	PCT	FTM-A	PCT	QEF	DEF	TQT	AST	STL	BLK	TO	PF	PTS
5/14	vs DAL	26:34	2-7	.286	0-4	.000	2-4	.500	0	2	2	3	2	1	1	0	6
5/21	@ LVA	22:33	1-7	.143	0-5	.000	0-0	—	0	2	2	2	0	0	0	1	2
5/28	@CHI	28:22	4-11	.364	1-3	.333	2-2	1.000	2	3	5	3	5	0	3	3	11
5/30	@CHI	25:59	2-6	.333	2-3	.667	0-0	—	2	1	3	2	1	2	2	4	6
6/1	@DAL	25:13	1-6	.167	0-2	.000	4-4	1.000	0	4	4	1	0	1	2	3	6
6/3	vs IND	26:17	4-9	.444	0-1	.000	0-0	—	1	5	6	2	3	0	1	2	8
6/5	vs CHI	20:20	0-3	.000	0-0	—	1-2	.500	0	4	4	2	0	0	0	3	1
6/10	@WAS	21:26	3-8	.375	0-1	.000	4-6	.667	1	2	3	1	0	1	0	1	10
6/12	@MIN	24:36	1-7	.143	0-0	—	0-0	—	2	4	6	4	3	0	0	2	2
6/16	vs PHO	23:24	6-10	.600	0-0	—	2-3	.667	5	4	9	1	1	1	2	2	14
6/18	vs PHO	22:04	5-8	.625	0-0	—	4-5	.800	1	4	5	0	1	0	0	4	14
6/20	vs NYL																
6/24	vs WAS																
6/26	@PHO																
6/30	vs LVA																
7/2	vs LVA																
7/4	vs SEA																
7/7	@SEA																
7/11	vs MIN																
8/15	vs IND																
8/17	vs ATL																
8/19	vs ATL																
8/22	@NYL																
8/24	@WAS																
8/26	@CON																
8/28	@CON																
8/31	@IND																
9/2	@MIN																
9/9	vs CON																
9/12	vs SEA																
9/16	@ATL																
9/19	@DAL																
Total	—	267:01	29-82	.354	3-15	.200	19-26	.731	14	35	49	21	16	6	11	25	80

#17	ERICA WHEELER	GUARD	5-7	5/2/91	RUTGERS	6TH SEASON
-----	---------------	-------	-----	--------	---------	------------

2021 Regular Season Averages:

G-GS	PPG	RPG	APG	SPG	BPG	MPG	FG%	3FG%	FT%
11-11	12.1	2.5	4.0	1.1	0.2	26.2	38.2	32.1	85.7

	2021 Season Highs	Career Highs	Playoff Career Highs
PTS	22, vs CHI 6/5/21	33, @NYL 8/8/17	10, vs PHO 9/21/16
REB	5, three times	7, three times	3, vs PHO 9/21/16
AST	10, vs PHO 6/16/21	10, two times	3, vs PHO 9/21/16
STL	3, two times	5, vs ATL 7/31/19	—
BLK	2, vs PHO 6/16/21	2, two times	—
FGM	8, vs PHO 6/16/21	12, @NYL 8/8/17	3, vs PHO 9/21/16
3FGM	3, vs IND 6/3/21	7, @NYL 8/8/17	2, vs PHO 9/21/16
FTM	7, two times	9, vs PHO 6/7/17	2, vs PHO 9/21/16
MINS	34:50, @ CHI 5/30/21	42, vs PHO 6/7/17	25, vs PHO 9/21/16



GAME BY GAME STATS

Date	Opponent	MINS	FG-A	FT	3PM-A	PT	FTM-A	PT	QFF	DEF	TO	AST	STL	BLK	IO	PF	PTS
5/14	vs DAL	19:25	2-8	.250	0-3	.000	0-0	—	0	2	2	2	0	0	3	4	4
5/21	@ LVA	19:14	3-6	.500	0-1	.000	0-0	—	0	3	3	1	2	0	2	3	6
5/28	@CHI	25:44	3-5	.500	1-1	1.000	6-7	.857	0	0	0	6	3	0	2	0	13
5/30	@CHI	34:50	6-19	.316	0-1	.000	5-6	.833	0	0	0	7	3	0	5	4	17
6/1	@DAL	22:08	2-12	.167	1-5	.200	0-0	—	0	2	2	0	1	0	2	2	5
6/3	vs IND	24:10	5-9	.556	3-4	.750	1-1	1.000	0	1	1	5	2	0	2	3	14
6/5	vs CHI	34:25	7-13	.538	1-3	.333	7-7	1.000	1	4	5	5	0	0	3	2	22
6/10	@WAS	25:40	3-10	.300	2-4	.500	0-0	—	0	3	3	4	1	0	1	1	8
6/12	@MIN	21:48	3-9	.333	0-0	—	3-4	.750	1	1	2	2	0	0	1	0	9
6/16	vs PHO	30:41	8-17	.471	1-2	.500	1-1	1.000	2	3	5	10	0	2	1	4	18
6/18	vs PHO	29:25	5-14	.357	0-3	.000	7-9	.778	2	3	5	2	0	0	3	3	17
6/20	vs NYL																
6/24	vs WAS																
6/26	@PHO																
6/30	vs LVA																
7/2	vs LVA																
7/4	vs SEA																
7/7	@SEA																
7/11	vs MIN																
8/15	vs IND																
8/17	vs ATL																
8/19	vs ATL																
8/22	@NYL																
8/24	@WAS																
8/26	@CON																
8/28	@CON																
8/31	@IND																
9/2	@MIN																
9/9	vs CON																
9/12	vs SEA																
9/16	@ATL																
9/19	@DAL																
Total	—	286:50	47-123	.382	9-28	.321	30-35	.857	6	22	28	44	12	2	25	26	133

#20	KRISTI TOLIVER	GUARD	5-7	1/27/87	MARYLAND	12TH SEASON
-----	----------------	-------	-----	---------	----------	-------------

2021 Regular Season Averages:

G-GS	PPG	RPG	APG	SPG	BPG	MPG	FG%	3FG%	FT%
11-11	9.7	1.2	2.5	0.6	0.0	26.4	44.3	40.0	92.9

	2021 Season Highs	Career Highs	Playoff Career Highs
PTS	22, vs IND 6/3/21	43, vs TUL 7/3/15	32, @NYL 9/10/17
REB	2, five times	9, @CON 8/6/13	6, vs PHO 9/23/13
AST	5, three times	11, vs IND 8/8/19	10, @CON 10/6/19
STL	3, vs PHO 6/18/21	4, three times	5, @CHI 10/4/16
BLK	—	2, four times	1, four times
FGM	8, vs IND 6/3/21	15, vs TUL 7/3/15	10, @NYL 9/10/17
3FGM	4, @DAL 6/1/21	7, three times	9, @NYL 9/10/17
FTM	3, two times	14, vs TUL 6/20/12	10, vs SAS 9/27/12
MINS	33:06, @ MIN 6/12/21	44, vs TUL 6/8/13	40, 8/31/18



GAME BY GAME STATS

Date	Opponent	MINS	FG-A	PCI	3PM-A	PCI	FTM-A	PCI	OFF	DEF	TOI	ASI	STL	BLK	IO	PE	PTS
5/14	vs DAL	24:11	4-6	.667	2-4	.500	1-2	.500	0	0	0	2	1	0	3	1	11
5/21	@ LVA	18:14	3-6	.500	1-3	.333	2-2	1.000	0	2	2	5	0	0	2	4	9
5/28	@CHI	22:00	1-1	1.000	0-0	—	3-3	1.000	0	1	1	1	0	0	1	1	5
5/30	@CHI	27:17	0-3	.000	0-2	.000	0-0	—	0	1	1	5	1	0	1	1	0
6/1	@DAL	26:23	5-6	.833	4-5	.800	0-0	—	0	0	0	2	1	0	2	4	14
6/3	vs IND	27:41	8-12	.667	3-7	.429	3-3	1.000	0	2	2	0	0	0	2	2	22
6/5	vs CHI	29:12	2-8	.250	1-2	.500	0-0	—	2	0	2	2	0	0	2	4	5
6/10	@WAS	24:01	1-4	.250	1-3	.333	0-0	-	0	2	2	3	0	0	1	1	3
6/12	@MIN	33:06	5-18	.278	2-6	.333	1-1	1.000	0	0	0	5	1	0	3	3	13
6/16	vs PHO	29:20	7-14	.500	2-6	.333	1-1	1.000	2	0	2	0	0	0	0	3	17
6/18	vs PHO	28:35	3-10	.300	0-2	.000	2-2	1.000	0	1	1	2	3	0	1	1	8
6/20	vs NYL																
6/24	vs WAS																
6/26	@PHO																
6/30	vs LVA																
7/2	vs LVA																
7/4	vs SEA																
7/7	@SEA																
7/11	vs MIN																
8/15	vs IND																
8/17	vs ATL																
8/19	vs ATL																
8/22	@NYL																
8/24	@WAS																
8/26	@CON																
8/28	@CON																
8/31	@IND																
9/2	@MIN																
9/9	vs CON																
9/12	vs SEA																
9/16	@ATL																
9/19	@DAL																
Total	—	290:59	39-88	.443	16-40	.400	13-14	.929	4	9	13	28	7	0	18	25	107

#22	ARELLA GUIRANTES	GUARD	5-11	10/15/97	RUTGERS	1ST SEASON
-----	------------------	-------	------	----------	---------	------------

2021 Regular Season Averages:

G-GS	PPG	RPG	APG	SPG	BPG	MPG	FG%	3FG%	FT%
10-2	3.3	1.4	0.5	0.5	0.2	10.4	29.3	45.5	66.7

	2021 Season Highs	Career Highs	Playoff Career Highs
PTS	6, @ LVA 5/21/21	6, @ LVA 5/21/21	—
REB	5, @ LVA 5/21/21	5, @ LVA 5/21/21	—
AST	2, @ CHI 5/28/21	2, @ CHI 5/28/21	—
STL	2, vs IND 6/3/21	2, vs IND 6/3/21	—
BLK	1, vs IND 6/3/21	1, vs IND 6/3/21	—
FGM	2, four times	2, four times	—
3FGM	1, three times	1, three times	—
FTM	2, @ LVA 5/21/21	2, @ LVA 5/21/21	—
MINS	21:19, @ LVA 5/21/21	21:19, @ LVA 5/21/21	—



GAME BY GAME STATS

Date	Opponent	MINS	FG-A	PCT	3PM-A	PCT	FTM-A	PCT	OFF	DEF	TOT	AST	STL	BLK	TO	PF	PTS
5/14	vs DAL	8:10	2-5	.400	0-2	.000	0-0	—	0	0	0	0	1	0	0	0	4
5/21	@ LVA	21:19	2-9	.222	0-3	.000	2-2	1.000	1	4	5	1	1	0	0	2	6
5/28	@CHI	14:26	2-7	.285	1-1	1.000	0-0	—	1	0	1	2	0	0	0	1	5
5/30	@CHI	5:17	1-2	.500	1-1	1.000	0-0	—	1	1	2	1	0	0	1	0	3
6/1	@DAL	DNP-CO	—	—	—	—	—	—	—	—	—	—	—	—	—	—	—
6/3	vs IND	19:51	2-6	.333	1-1	1.000	0-0	—	0	2	2	1	2	1	0	0	5
6/5	vs CHI	3:38	0-2	.000	0-0	—	0-0	—	0	1	1	0	0	0	2	1	0
6/10	@WAS	17:01	2-6	.333	2-3	.667	2-4	.500	0	0	0	0	1	1	0	0	8
6/12	@MIN	6:21	0-2	.000	0-0	—	0-0	—	1	1	2	0	0	0	1	1	0
6/16	vs PHO	5:30	0-1	.000	0-0	—	0-0	—	0	0	0	0	0	0	0	1	0
6/18	vs PHO	1:58	1-1	1.000	0-0	—	0-0	—	0	1	1	0	0	0	1	0	2
6/20	vs NYL																
6/24	vs WAS																
6/26	@PHO																
6/30	vs LVA																
7/2	vs LVA																
7/4	vs SEA																
7/7	@SEA																
7/11	vs MIN																
8/15	vs IND																
8/17	vs ATL																
8/19	vs ATL																
8/22	@NYL																
8/24	@WAS																
8/26	@CON																
8/28	@CON																
8/31	@IND																
9/2	@MIN																
9/9	vs CON																
9/12	vs SEA																
9/16	@ATL																
9/19	@DAL																
Total	—	104:30	12-41	.293	5-11	.455	4-6	.667	4	10	14	5	5	2	5	6	33

2021 Regular Season Averages:

G-GS	PPG	RPG	APG	SPG	BPG	MPG	FG%	3FG%	FT%
5-5	16.4	7.0	1.2	0.6	0.2	29.6	58.6	33.3	80.0

	2021 Season Highs	Career Highs	Playoff Career Highs
PTS	21, @ CHI 5/30/21	38, vs ATL 6/30/16	27, vs CHI 9/28/16
REB	9, two times	20, @ IND 7/12/12	14, vs PHO 9/19/13
AST	3, @ LVA 5/21/21	8, two times	6, vs CHI 9/28/16
STL	2, @ CHI 5/28/21	6, two times	4, @ CHI 10/4/16
BLK	1, @DAL 6/1/21	5, vs ATL 6/30/16	3, @ CHI 10/4/16
FGM	9, @ LVA 5/21/21	13, two times	11, vs CHI 9/28/16
3FGM	1, two times	5, vs WAS 7/7/19	2, vs MIN 10/14/16
FTM	7, @ CHI 5/30/21	14, vs WAS 9/3/15	7, two times
MINS	39:23, @ CHI 5/30/21	46:59, @ CHI 8/18/17	37:59, @ MIN I 9/18/15



GAME BY GAME STATS

Date	Opponent	MINS	FG-A	FG%	3PM-A	3P%	FTM-A	FT%	ORE	DEF	TOI	AST	STL	BLK	IQ	PF	PTS
5/14	vs DAL	26:20	8-14	.571	0-0	—	2-2	1.000	3	5	8	0	0	0	1	0	18
5/21	@ LVA	28:15	9-17	.529	1-2	.500	0-0	—	0	5	5	3	1	0	1	3	19
5/28	@CHI	28:54	6-11	.545	1-3	.333	1-2	.500	3	6	9	2	2	0	3	0	14
5/30	@CHI	39:23	7-11	.636	0-1	.000	7-9	.778	2	7	9	1	0	0	3	3	21
6/1	@DAL	25:01	4-5	.800	0-0	—	2-2	1.000	1	3	4	0	0	1	1	0	10
6/3	vs IND	DNP - KNEE	—	—	—	—	—	—	—	—	—	—	—	—	—	—	—
6/5	vs CHI	DNP - KNEE	—	—	—	—	—	—	—	—	—	—	—	—	—	—	—
6/10	@WAS	DNP - KNEE	—	—	—	—	—	—	—	—	—	—	—	—	—	—	—
6/12	@MIN	DNP - KNEE	—	—	—	—	—	—	—	—	—	—	—	—	—	—	—
6/16	vs PHO	DNP - KNEE	—	—	—	—	—	—	—	—	—	—	—	—	—	—	—
6/18	vs PHO	DNP - KNEE	—	—	—	—	—	—	—	—	—	—	—	—	—	—	—
6/20	vs NYL																
6/24	vs WAS																
6/26	@PHO																
6/30	vs LVA																
7/2	vs LVA																
7/4	vs SEA																
7/7	@SEA																
7/11	vs MIN																
8/15	vs IND																
8/17	vs ATL																
8/19	vs ATL																
8/22	@NYL																
8/24	@WAS																
8/26	@CON																
8/28	@CON																
8/31	@IND																
9/2	@MIN																
9/9	vs CON																
9/12	vs SEA																
9/16	@ATL																
9/19	@DAL																
Total	—	148:53	34-58	.586	2-6	.333	12-15	.800	9	26	35	6	3	1	9	6	82

#31	KRISTINE ANIGWE	FORWARD/CENTER	6-4	3/31/97	CALIFORNIA	3RD SEASON
-----	-----------------	----------------	-----	---------	------------	------------

2021 Regular Season Averages:

G-GS	PPG	RPG	APG	SPG	BPG	MPG	FG%	3FG%	FT%
4-0	3.8	3.3	0.8	0.5	0.0	16.3	50.0	—	50.0

	2021 Season Highs	Career Highs	Playoff Career Highs
PTS	7, @ WAS 6/10/21	14, vs NYL 9/8/20	8, vs CON 9/17/20
REB	9, @ WAS 6/10/21	9, two times	7, vs CON 9/17/20
AST	1, three times	2, two times	—
STL	1, two times	2, four times	—
BLK	—	2, two times	1, vs CON 9/17/20
FGM	2, two times	5, vs NYL 9/8/20	3, vs CON 9/17/20
3FGM	—	—	—
FTM	3, @ WAS 6/10/21	4, four times	2, vs CON 9/17/21
MINS	27:39, @ WAS 6/10/21	26:19, @ CON 9/4/19	17:56, vs CON 9/17/20



GAME BY GAME STATS

Date	Opponent	MINS	FG-A	PCI	3PM-A	PCI	FTM-A	PCI	QEE	DEE	IQI	ASI	STL	BLK	IQ	PE	PTS
5/14	vs DAL	—	—	—	—	—	—	—	—	—	—	—	—	—	—	—	—
5/21	@ LVA	—	—	—	—	—	—	—	—	—	—	—	—	—	—	—	—
5/28	@CHI	—	—	—	—	—	—	—	—	—	—	—	—	—	—	—	—
5/30	@CHI	—	—	—	—	—	—	—	—	—	—	—	—	—	—	—	—
6/1	@DAL	—	—	—	—	—	—	—	—	—	—	—	—	—	—	—	—
6/3	vs IND	—	—	—	—	—	—	—	—	—	—	—	—	—	—	—	—
6/5	vs CHI	—	—	—	—	—	—	—	—	—	—	—	—	—	—	—	—
6/10	@WAS	27:39	2-2	1.000	0-0	—	3-6	.500	4	5	9	1	0	0	3	6	7
6/12	@MIN	5:37	0-0	—	0-0	—	0-0	—	1	1	2	0	0	0	0	1	0
6/16	vs PHO	13:01	2-3	.667	0-0	—	0-0	—	1	1	2	1	1	0	2	3	4
6/18	vs PHO	18:59	1-5	.200	0-0	—	2-4	.500	0	0	0	1	1	0	1	3	4
6/20	vs NYL																
6/24	vs WAS																
6/26	@PHO																
6/30	vs LVA																
7/2	vs LVA																
7/4	vs SEA																
7/7	@SEA																
7/11	vs MIN																
8/15	vs IND																
8/17	vs ATL																
8/19	vs ATL																
8/22	@NYL																
8/24	@WAS																
8/26	@CON																
8/28	@CON																
8/31	@IND																
9/2	@MIN																
9/9	vs CON																
9/12	vs SEA																
9/16	@ATL																
9/19	@DAL																
Total	—	65:16	5-10	.500	0-0	—	5-10	.500	6	7	13	3	2	0	6	13	15

2021 Regular Season Averages:

G-GS	PPG	RPG	APG	SPG	BPG	MPG	FG%	3FG%	FT%
11-3	5.2	3.2	1.6	0.8	0.5	19.2	31.0	30.8	45.5

	2021 Season Highs	Career Highs	Playoff Career Highs
PTS	14, vs IND 6/3/21	20, vs SAS 9/13/16	21, vs SEA 9/21/16
REB	7, vs IND 6/3/21	7, three times	7, vs SEA 9/21/16
AST	4, vs PHO 6/16/21	5, two times	3, two times
STL	2, three times	5, vs PHO 9/6/16	3, vs WAS 10/6/19
BLK	2, vs PHO 6/18/21	2, two times	1, two times
FGM	6, vs IND 6/3/21	9, vs PHO 9/6/16	7, vs SEA 9/21/16
3FGM	2, three times	3, four times	2, vs SEA 9/21/16
FTM	2, vs DAL 5/14/21	7, two times	5, vs SEA 9/21/16
MINS	35:45, vs PHO 6/18/21	38:19, vs LAS 5/27/17	40:00, vs SEA 9/21/16



GAME BY GAME STATS

Date	Opponent	MINS	FG-A	PGT	3PM-A	PGT	FTM-A	PGT	OFF	DEF	TOT	AST	STL	BLK	TO	PF	PTS
5/14	vs DAL	13:36	0-5	.000	0-1	.000	2-2	1.000	0	0	0	2	2	0	0	3	2
5/21	@ LVA	15:13	0-6	.000	0-1	.000	0-0	—	1	1	2	3	1	0	2	2	0
5/28	@CHI	9:53	1-3	.333	0-1	.000	0-0	—	0	1	1	0	0	0	2	1	2
5/30	@CHI	16:00	1-6	.167	0-2	.000	1-2	.500	2	1	3	2	0	1	0	2	3
6/1	@DAL	18:28	1-6	.167	1-4	.250	1-2	.500	1	1	2	1	0	1	1	1	4
6/3	vs IND	29:58	6-9	.667	2-3	.667	0-0	—	1	6	7	3	2	0	1	2	14
6/5	vs CHI	16:08	2-8	.250	0-2	.000	0-2	.000	3	2	5	0	0	0	1	1	4
6/10	@WAS	17:03	3-7	.428	1-3	.333	0-0	—	1	1	2	1	1	0	0	0	7
6/12	@MIN	15:05	0-4	.000	0-2	.000	0-0	—	1	1	2	1	2	0	0	0	0
6/16	vs PHO	25:10	4-8	.500	2-4	.500	0-1	.000	3	3	6	4	0	1	0	1	10
6/18	vs PHO	35:45	4-9	.444	2-3	.667	1-2	.500	1	4	5	1	0	2	2	4	11
6/20	vs NYL																
6/24	vs WAS																
6/26	@PHO																
6/30	vs LVA																
7/2	vs LVA																
7/4	vs SEA																
7/7	@SEA																
7/11	vs MIN																
8/15	vs IND																
8/17	vs ATL																
8/19	vs ATL																
8/22	@NYL																
8/24	@WAS																
8/26	@CON																
8/28	@CON																
8/31	@IND																
9/2	@MIN																
9/9	vs CON																
9/12	vs SEA																
9/16	@ATL																
9/19	@DAL																
Total	—	212:16	22-71	.310	8-26	.308	5-11	.455	14	21	35	18	9	5	9	17	57

#40	JASMINE WALKER	FORWARD	6-3	2/3/98	ALABAMA	1ST SEASON
-----	----------------	---------	-----	--------	---------	------------

2021 Regular Season Averages:

G-GS	PPG	RPG	APG	SPG	BPG	MPG	FG%	3FG%	FT%
2-0	0.0	0.5	1.0	1.0	0.5	10.0	0.0	0.0	0.0

	2021 Season Highs	Career Highs	Playoff Career Highs
PTS	—	—	—
REB	1, vs DAL 5/14/21	1, vs DAL 5/14/21	—
AST	2, vs DAL 5/14/21	2, vs DAL 5/14/21	—
STL	2, vs DAL 5/14/21	2, vs DAL 5/14/21	—
BLK	1, @ LVA 5/21/21	1, @ LVA 5/21/21	—
FGM	—	—	—
3FGM	—	—	—
FTM	—	—	—
MINS	17:22, vs DAL 5/14/21	17:22, vs DAL 5/14/21	—



GAME BY GAME STATS

Date	Opponent	MINS	FG-A	PGT	3PM-A	PGT	FTM-A	PGT	QFE	DEF	TOI	AST	STL	BLK	TO	PF	PTS
5/14	vs DAL	17:22	0-4	.000	0-3	.000	0-0	—	0	1	1	2	2	0	1	1	0
5/21	@ LVA	2:36	0-1	.000	0-1	.000	0-2	.000	0	0	0	0	0	1	0	0	0
5/28	@CHI	DNP - KNEE	-	-	-	-	-	-	-	-	-	-	-	-	-	-	-
5/30	@CHI	DNP - KNEE	—	—	—	—	—	—	—	—	—	—	—	—	—	—	—
6/1	@DAL	DNP - KNEE	—	—	—	—	—	—	—	—	—	—	—	—	—	—	—
6/3	vs IND	DNP - KNEE	—	—	—	—	—	—	—	—	—	—	—	—	—	—	—
6/5	vs CHI	DNP - KNEE	—	—	—	—	—	—	—	—	—	—	—	—	—	—	—
6/10	@WAS	DNP - KNEE	—	—	—	—	—	—	—	—	—	—	—	—	—	—	—
6/12	@MIN	DNP - KNEE	—	—	—	—	—	—	—	—	—	—	—	—	—	—	—
6/16	vs PHO	DNP - KNEE	—	—	—	—	—	—	—	—	—	—	—	—	—	—	—
6/18	vs PHO	DNP - KNEE	—	—	—	—	—	—	—	—	—	—	—	—	—	—	—
6/20	vs NYL																
6/24	vs WAS																
6/26	@PHO																
6/30	vs LVA																
7/2	vs LVA																
7/4	vs SEA																
7/7	@SEA																
7/11	vs MIN																
8/15	vs IND																
8/17	vs ATL																
8/19	vs ATL																
8/22	@NYL																
8/24	@WAS																
8/26	@CON																
8/28	@CON																
8/31	@IND																
9/2	@MIN																
9/9	vs CON																
9/12	vs SEA																
9/16	@ATL																
9/19	@DAL																
Total	—	19:58	0-5	.000	0-4	.000	0-2	.000	0	1	1	2	2	1	1	1	0

#44	KARLIE SAMUELSON	GUARD	6-0	5/10/95	STANFORD	3RD SEASON
-----	------------------	-------	-----	---------	----------	------------

2021 Regular Season Averages:

G-GS	PPG	RPG	APG	SPG	BPG	MPG	FG%	3FG%	FT%
3-0	2.0	1.3	1.0	0.3	—	8.3	40.0	50.0	—

	2021 Season Highs	Career Highs	Playoff Career Highs
PTS	3, two times	6, @ IND 5/22/18	—
REB	3, vs PHO 6/16/21	3, vs PHO 6/16/21	1, @ WAS 8/23/18
AST	1, three times	3, @ ATL 7/23/19	—
STL	1, @ WAS 6/10/21	2, vs SEA 9/8/19	—
BLK	—	2, two times	—
FGM	1, two times	2, two times	—
3FGM	1, two times	2, @ IND 5/22/18	—
FTM	—	—	—
MINS	13:23, vs PHO 6/16/21	20:52, vs SEA 9/8/19	2:30, @ WAS 8/23/18



GAME BY GAME STATS

Date	Opponent	MINS	FG-A	PCI	3PM-A	PCI	FTM-A	PCI	QFE	DEE	IOI	ASI	STL	BLK	IO	PE	PTS
5/14	vs DAL	—	—	—	—	—	—	—	—	—	—	—	—	—	—	—	—
5/21	@ LVA	—	—	—	—	—	—	—	—	—	—	—	—	—	—	—	—
5/28	@CHI	—	—	—	—	—	—	—	—	—	—	—	—	—	—	—	—
5/30	@CHI	—	—	—	—	—	—	—	—	—	—	—	—	—	—	—	—
6/1	@DAL	—	—	—	—	—	—	—	—	—	—	—	—	—	—	—	—
6/3	vs IND	—	—	—	—	—	—	—	—	—	—	—	—	—	—	—	—
6/5	vs CHI	—	—	—	—	—	—	—	—	—	—	—	—	—	—	—	—
6/10	@WAS	9:32	1-2	.500	1-2	.500	0-0	-	0	1	1	1	1	0	1	3	3
6/12	@MIN	DNP - CD	—	—	—	—	—	—	—	—	—	—	—	—	—	—	—
6/16	vs PHO	13:23	1-3	.333	1-2	.500	0-0	—	1	2	3	1	0	0	0	1	3
6/18	vs PHO	1:58	0-0	—	0-0	—	0-0	—	0	0	0	1	0	0	0	0	0
6/20	vs NYL																
6/24	vs WAS																
6/26	@PHO																
6/30	vs LVA																
7/2	vs LVA																
7/4	vs SEA																
7/7	@SEA																
7/11	vs MIN																
8/15	vs IND																
8/17	vs ATL																
8/19	vs ATL																
8/22	@NYL																
8/24	@WAS																
8/26	@CON																
8/28	@CON																
8/31	@IND																
9/2	@MIN																
9/9	vs CON																
9/12	vs SEA																
9/16	@ATL																
9/19	@DAL																
Total	—	23:53	2-5	.400	2-4	.500	0-0	—	1	3	4	3	1	0	1	4	6