

LOS ANGELES SPARKS 2021 GAME NOTES



Phoenix Mercury (5-7) at Los Angeles Sparks (5-5) June 18, 2021

LA Convention Center | 7:30 p.m. (PT)
CBS Sports Network, Spectrum SportsNet



REGULAR SEASON SCHEDULE

Date	Opponent	Time/Result	Record
5/14	DALLAS	L, 94-71	0-1
5/21	at Las Vegas	L, 97-69	0-2
5/28	at Chicago	W, 76-61	1-2
5/30	at Chicago	W, 82-79 OT	2-2
6/1	at Dallas	L, 79-69	2-3
6/3	INDIANA	W, 98-63	3-3
6/5	CHICAGO	W, 68-63	4-3
6/10	at Washington	L, 89-71	4-4
6/12	at Minnesota	L, 80-64	4-5
6/16	PHOENIX	W, 85-80	5-5
6/18	PHOENIX	7:30 pm	—
6/20	NEW YORK	1:00 pm	—
6/24	WASHINGTON	7:30 pm	—
6/26	at Phoenix	7:00 pm	—
6/30	LAS VEGAS	7:30 pm	—
7/2	LAS VEGAS	7:00 pm	—
7/4	SEATTLE	6:00 pm	—
7/7	at Seattle	6:00 pm	—
7/11	MINNESOTA	6:00 pm	—
8/15	INDIANA	6:00 pm	—
8/17	ATLANTA	7:30 pm	—
8/19	ATLANTA	7:30 pm	—
8/22	at New York	11:00 am	—
8/24	at Washington	4:00 pm	—
8/26	at Connecticut	4:00 pm	—
8/28	at Connecticut	4:00 pm	—
8/31	at Indiana	4:00 pm	—
9/1	at Minnesota	5:00 pm	—
9/9	CONNECTICUT	7:30 pm	—
9/12	SEATTLE	12:00 pm	—
9/16	at Atlanta	4:00 pm	—
9/19	at Dallas	2:00 pm	—

*all times listed are Pacific Standard Time

PLAYER UPDATES

NUM.	PLAYER	UPDATE
40	Jasmine Walker	Out (right knee)
13	Chiney Ogumike	Out (right knee)
30	Nneka Ogumike	Out (left knee)

CONTACT INFORMATION

Eli Horowitz

Director, Public Relations and Communications
ehorowitz@la-sparks.com
(847) 644-9932



@LA_Sparks



@LASparks



Los Angeles Sparks

Natalie Gilmore

Coordinator, Public Relations and Communications
ngilmore@la-sparks.com

LAST GAME STARTERS

G	17	ERICA WHEELER	5'7"	6TH SEASON
GP/GS	10/10	PPG 11.6	RPG 2.3	APG 4.2
		SPG 1.2	FG% 38.5	3FG% 36.0
		MPG 25.8		

G	20	KRISTI TOLIVER	5'7"	12TH SEASON
GP/GS	10/10	PPG 9.9	RPG 1.7	APG 2.6
		SPG 0.4	FG% 46.2	3FG% 42.1
		MPG 26.1		

G	32	BRIA HOLMES	6'3"	5TH SEASON
GP/GS	10/2	PPG 4.6	RPG 3.0	APG 1.7
		SPG 0.9	FG% 29.0	3FG% 26.1
		MPG 17.7		

F	12	NIA COFFEY	6'1"	5TH SEASON
GP/GS	10/6	PPG 9.0	RPG 4.1	APG 0.9
		SPG 1.1	FG% 44.6	3FG% 44.4
		MPG 25.1		

C	1	AMANDA ZAHUI B.	6'5"	7TH SEASON
GP/GS	8/5	PPG 11.8	RPG 6.1	APG 0.6
		SPG 0.8	FG% 44.0	3FG% 28.9
		MPG 26.9		

MATCHUP NOTES

The Los Angeles Sparks (5-5) play against the Phoenix Mercury (5-7) for the second straight time at the Los Angeles Convention Center on Friday, June 18 at 7:30 PT. In their last meeting, the Sparks won 85-80, as Sparks guard Erica Wheeler recorded her first career double double with 18 points, and a career high tying 10 assists. Five Sparks scored in double figures to contribute 74 of the 85 team's total points. Wheeler had 18, Kristi Toliver had 17, Amanda Zahui B. had 15, Brittney Sykes had 14, and Bria Holmes had 10. Sykes recorded new season highs with 14 points and 9 rebounds. Three Mercury players scored double digits: Brittney Griner (30), Sophie Cunningham (16), and Skylar Diggins-Smith (15). Griner recorded a new season high of 30 points to go along with 10 rebounds. She led all scorers and rebounders.

Mercury Probable Starters

C Brittney Griner
F Kia Nurse
F Brianna Turner
G Megan Walker
G Skylar Diggins-Smith

Head Coach: Sandy Brondello

MILESTONE WATCH

PLAYER	MILESTONE (CURRENT)
Nneka Ogumike	4500 points (4401) 2100 rebounds (2056) 600 assists (504) 200 blocks (177) 500 steals (408)
Kristi Toliver	4500 points (4290) 800 rebounds (798) 1300 assists (1230) 400 steals (312)
Chiney Ogumike	1800 points (1676) 1000 rebounds (913) 150 blocks (113)

ASSOCIATED PRESS POWER POLL

Week 6	Total Points	High	Low
1 Seattle (14)	168	1	1
2 Las Vegas	152	2	3
3 Connecticut	142	2	3
4 New York	123	4	5
5 Dallas	100	4	9
6 Phoenix	82	5	10
7 Minnesota	76	5	10
8 Atlanta	71	5	11
9 Washington	63	5	11
10 Chicago	60	5	11
11 Los Angeles	41	7	11
12 Indiana	14	12	12

DEFENSE

The Sparks won 5 of the last 8 games and are No. 5 in the WNBA in defensive rating and forcing turnovers on 24.1% of opponent possessions. LA leads the WNBA in opponent turnovers per game with 19.5 and is third in the league with 8.0 steals per game.

Z

After missing the first two games with a back injury, the Sparks are 5-3 with Swedish Center Amanda Zahui B. in the lineup. She's fourth in the WNBA in blocks per game (1.8) and holding down the frontcourt with the Ogwumike sisters out. Zahui B. is also Top 10 in defensive rating (94.7) and fourth in the league in 2-point FG % (61.5). She is also second in the WNBA in 3-pointers made by a Center, behind only Tina Charles.

HOT COFFEY

Nia Coffey, who along with Amir Coffey on the Clippers, are the first ever NBA/WNBA sibling duo to be playing in the same city at the same time, has come into the Sparks starting lineup and is fifth in the WNBA in blocks per game (1.7) and is top 10 in the WNBA in 3-point FG% (44.4%). Coffey is playing for her fifth team in five years and is finding her footing in the WNBA.

WHEELER IN THE CLUTCH

Erica Wheeler leads the WNBA in clutch points per game (5.3), is top 10 in assists per game (4.2) and had her first career double-double with 18 points and 10 assists on June 16 against the Mercury.

*Stats as of June 17, 2021

2021 LOS ANGELES SPARKS ROSTER

NUM.	PLAYER	POS.	HT.	YRS OF EXP.	DOB	COLLEGE
1	Amanda Zahui B.	C	6'5"	6	09/8/93	Minnesota
2	Te'a Cooper	G	5'8"	1	04/16/97	Baylor
7	Maria Vadeeva*	C	6'4"	2	07/16/98	Russia
12	Nia Coffey	F	6'1"	4	06/11/95	Northwestern
13	Chiney Ogwumike	F/C	6'3"	4	03/21/92	Stanford
15	Brittney Sykes	G	5'9"	4	02/07/94	Syracuse
17	Erica Wheeler	G	5'7"	5	05/2/91	Rutgers
20	Kristi Toliver	G	5'7"	11	01/27/87	Maryland
22	Arella Guirantes	G	5'11"	R	10/15/97	Rutgers
30	Nneka Ogwumike	F	6'2"	9	07/02/90	Stanford
31	Kristine Anigwe	F/C	6'4"	2	03/31/1997	California
32	Bria Holmes	G	6'3"	4	04/19/94	West Virginia
40	Jasmine Walker	F	6'3"	R	02/03/98	Alabama
44	Karlie Samuelson	G	6'0"	2	05/10/1995	Stanford

*will return following overseas commitments

Coaching Staff:

Head Coach Derek Fisher

Assistant Coach Fred Williams

Assistant Coach Latricia Trammell

Assistant Coach Seimone Augustus

PRONUNCIATION CHART

PLAYER/COACH

Te'a Cooper

Nneka Ogwumike

Chiney Ogwumike

Nia Coffey

Amanda Zahui B.

Arella Guirantes

Asst. Coach Seimone Augustus

Asst. Coach Latricia Trammell

PRONUNCIATION

TAY-uh

NECK-uh Oh-gwoo-muh-kay

CHIN-ay Oh-gwoo-muh-kay

Knee-uh

Zow-ee-bee

uh-REL-uh gih-RAHN-tez

suh-MOAN

TRAM-uhl


2021 LA SPARKS ROSTER




Position: C
Height: 6'5"
DOB: 9/8/1993
College: Minnesota



Position: G
Height: 5'8"
DOB: 4/16/1997
College: Baylor



Position: C
Height: 6'4"
DOB: 7/16/1998
College: Russia



Position: F
Height: 6'1"
DOB: 6/11/1995
College: Northwestern




Position: F/C
Height: 6'3"
DOB: 3/21/1992
College: Stanford




Position: G
Height: 5'9"
DOB: 2/7/1994
College: Syracuse

**WILL JOIN TEAM AFTER
OVERSEAS COMMITMENTS**




Position: G
Height: 5'7"
DOB: 5/2/1991
College: Rutgers




Position: G
Height: 5'7"
DOB: 1/27/1987
College: Maryland




Position: G
Height: 5'11"
DOB: 10/15/1997
College: Rutgers




Position: F
Height: 6'2"
DOB: 7/2/1990
College: Stanford




Position: F/C
Height: 6'4"
DOB: 3/31/1997
College: California



Position: G
Height: 6'3"
DOB: 4/19/1994
College: West Virginia



Position: F
Height: 6'3"
DOB: 2/3/1998
College: Alabama



Position: G
Height: 6'
DOB: 5/10/1995
College: Stanford

COACHING STAFF




HEAD COACH



ASSISTANT COACH



ASSISTANT COACH



ASSISTANT COACH



**DIRECTOR OF
SPORTS MEDICINE/
HEAD ATHLETIC
TRAINER**



**PLAYER
DEVELOPMENT
COACH**

June 16 vs PHX - Game Story

In their first home game since June 5, the Sparks defeated the Phoenix Mercury by a final tally of 85-80. The Sparks were led by Erica Wheeler, who completed her first-career double-double with 18 points, 10 assists and five rebounds. Phoenix was led by 30 points and 10 rebounds from Brittney Griner. The Sparks also became just the 12th team in WNBA history to overcome a free throw differential of 22 or more and win, as the Mercury shot 28 free throws to the Sparks six (Across the Timeline).

The Sparks were again short-handed with injuries to Nneka and Chiney Ogwumike, Jasmine Walker, and still missing Maria Vadeeva to overseas commitments. The Sparks were also without Te'a Cooper, who was serving a one-game suspension. The Mercury, meanwhile, were missing the legendary Diana Taurasi, who was out with a chest injury and Bria Hartley.

Amanda Zahui B. scored the contest's first points by draining a 3-pointer on the Sparks first possession. Both teams featured well-balanced offensive attacks in the first period, with six players for both teams getting on the board.

Kristi Toliver led all players with 8 first quarter points for the Sparks. Meanwhile, guard Erica Wheeler had a hand in 16 Sparks first quarter points, assisting on four 3-pointers and scoring 4 points herself. Their efforts helped the Sparks to a 27-24 advantage at the quarter's end. Future Hall of Famer Brittney Griner led the Mercury with 7 first quarter points.

The Sparks held the Mercury at arm's length through the first five minutes of the second quarter before using a 10-point scoring run to open up a commanding 47-34 lead with under 3 minutes to go before the half. Bria Holmes spearheaded the Sparks tear with a 3-pointer and 2 assists. Mercury guard Kia Nurse finally stopped the bleeding for Phoenix with a 3-pointer at the quarter's 2:21 mark.

The Sparks held a sizable 53-43 lead at the half, which they were able to build in large part due to stellar shooting by Zahui B. and Kristi Toliver, who went 3-for-6 and 2-for-4 from downtown in the first half, respectively. The Mercury were able to stay within striking distance behind Griner's 17 first-half points.

The Sparks impressively recorded just one turnover in the first half while forcing 6 by the Mercury, continuing a positive trend that it has ridden all season. The Mercury came out of the gates hot in the third quarter, cutting the Sparks lead to just 2 points with a Griner tip-in with 5:16 to go in the period. Griner would give the Mercury a 61-60 lead less than 2 minutes later, their first since the first quarter. Phoenix subsequently built a 66-62 lead before Los Angeles scored the final 6 points of the quarter, 4 of them on Brittney Sykes jumpers.

The Mercury used a three-pronged attack to mount their comeback, with Griner, Skylar Diggins-Smith, and Sophie Cunningham each scoring 6 points. Bria Holmes helped the Sparks weather Phoenix's third-quarter onslaught with 5 points and a block.

In the fourth quarter, the Sparks quickly extended their lead 78-69, with Erica Wheeler scoring 8 points for Los Angeles in a 3-minute span. However, a slew of Sparks fouls allowed Phoenix to crawl back into contention, as Los Angeles' lead was narrowed to 2 points with just over 3 minutes remaining in regulation. The final 2-and-a-half minutes of the contest were a defensive grind, with just one field goal scored by either team. That field goal was an Erica Wheeler 15-foot dagger with 8.9 seconds to go, which capped off a dominant 10-point quarter for her.

"This is literally only the beginning for what Erica is capable of doing," said Head Coach/General Manager Derek Fisher after the game.

Los Angeles was outrebounded by Phoenix 38-35 but outshot Phoenix 45.0% to 41.3%. A whopping 5 Sparks scored in double figures — Wheeler (18), Toliver (17), Zahui B. (15), Sykes (14), and Holmes (10). Wheeler also added 10 assists — a season-high and tying her career-high — to earn a double-double, while Sykes came up one rebound shy of a double-double with a season-high 9. Her 14 points were a season-high. Additionally, Bria Holmes earned a season-high 4 assists.

The Mercury were powered by an incredible performance from Griner, who double-doubled with 30 points on 10-16 shooting and 10 rebounds. Diggins-Smith also notched a double-double for Phoenix with 15 points and 10 assists. Meanwhile, Cunningham added 16 points for the Mercury.

LA's win improved the Sparks to 5-5 on the season and dropped the Mercury to 5-7. The Sparks and Mercury now get set to go at it again here in Los Angeles on Friday, June 18 at 7:30 p.m. PT on Spectrum SportsNet and CBS Sports Network.

Los Angeles Highlights:

- In the first half, Kristi Toliver eclipsed double figures for the fifth time this season with 12 points. Amanda Zahui B. added 13 points of her own on three 3-pointers all in the first half, a new season high for made threes. All of this contributed to a new season high points in a half for the Sparks.
- Five Sparks scored in double figures to contribute 74 of the 85 team's total points. Bria Holmes (10), Amanda Zahui B. (15), Kristi Toliver (17), Erica Wheeler (18), and Brittney Sykes (14).
- Erica Wheeler recorded her first career double-double of 17 points and 10 assists. 10 assists ties her career high.
- Brittney Sykes recorded a new season high 14 points and nine rebounds. Her rebounding led the team.
- This is just the 12th time in WNBA history a team has overcome a 22+ free throw differential to win the game. The last team to do it was the Sparks on Aug. 29, 2019 when the Sparks overcame a 27 free throw differential.



LAST TIME AGAINST PHOENIX - BOX SCORE

WOMEN'S NATIONAL BASKETBALL ASSOCIATION

OFFICIAL SCORER'S REPORT
FINAL BOX

Monday, August 31, 2020 WNBA Court 2, Bradenton, FL

Officials: #34 Maj Forsberg, #39 Michael Price, #12 Karleena Tobin

Game Duration: 1:49
Attendance: Not Yet Counted

VISITOR: Los Angeles Sparks (12-4)

	POS	MIN	FG	FGA	3P	3PA	FT	FTA	OR	DR	TOT	A	PF	ST	TO	BS	+/-	PTS	
15 Brittney Sykes	F	26:56	2	8	0	2	0	0	0	1	1	0	2	0	1	1	-11	4	
10 Tierra Ruffin-Pratt	F	05:39	0	1	0	0	0	0	1	0	1	3	4	0	0	0	0	0	
3 Candace Parker	C	30:09	2	5	0	0	4	4	3	6	9	3	1	0	1	0	-24	8	
24 Sydney Wiese	G	20:27	3	10	1	7	1	1	0	1	1	1	0	0	1	0	1	8	
12 Chelsea Gray	G	32:20	7	14	4	7	0	0	0	4	4	5	2	2	3	0	-19	18	
33 Seimone Augustus		16:29	4	7	1	1	0	0	0	3	3	3	1	0	1	1	-12	9	
2 Riquna Williams		16:56	4	7	3	5	0	0	0	1	1	1	0	0	1	0	-14	11	
4 Te'a Cooper		23:21	4	10	1	3	3	5	0	1	1	3	1	1	1	0	-11	12	
31 Kristine Anigwe		17:25	4	5	0	0	0	3	4	2	6	0	0	0	1	0	-4	8	
1 Reshanda Gray		06:30	0	0	0	0	0	0	0	1	1	0	1	0	0	1	3	0	
21 Marie Göllich		03:48	0	0	0	0	0	0	0	2	2	0	0	0	0	0	1	0	
30 Nneka Ogumike	DND - Injury/Illness - Back																		
			200:00	30	67	10	25	8	13	8	22	30	19	12	3	10	3	-18	78
				44.8%		40%		61.5%		TM	REB: 7			TOT	TO: 11 (12 PTS)				

HOME: MINNESOTA LYNX (11-5)

	POS	MIN	FG	FGA	3P	3PA	FT	FTA	OR	DR	TOT	A	PF	ST	TO	BS	+/-	PTS	
6 Bridget Carleton	F	28:34	0	1	0	0	0	2	0	3	3	10	0	0	0	0	16	0	
24 Napheesa Collier	F	36:37	11	15	1	3	2	2	1	8	9	5	3	3	1	1	22	25	
12 Damiris Dantas	C	33:09	7	12	3	5	0	0	4	5	9	4	3	1	2	1	15	17	
1 Odyssey Sims	G	18:24	2	8	1	3	0	0	0	0	0	1	1	0	2	0	-2	5	
2 Crystal Dangerfield	G	24:20	7	13	3	8	4	4	0	2	2	5	3	0	0	0	12	21	
42 Shenise Johnson		09:30	3	6	1	1	0	0	0	1	1	1	0	1	1	0	6	7	
21 Mikiah Herbert Harrigan		11:35	1	5	1	2	0	0	0	2	2	0	1	0	1	1	-6	3	
4 Lexie Brown		08:44	0	2	0	1	0	0	0	1	1	1	0	0	0	0	1	0	
15 Rachel Banham		21:36	6	6	4	4	2	2	0	1	1	3	2	0	0	0	20	18	
22 Erica McCall		07:31	0	1	0	0	0	0	1	3	4	0	0	0	0	0	6	0	
40 Kayla Alexander	DNP - Coach's decision																		
34 Sylvia Fowles	DND - Injury/Illness - Calf																		
			200:00	37	69	14	27	8	10	6	26	32	30	13	5	7	3	18	96
				53.6%		51.9%		80%		TM	REB: 7			TOT	TO: 7 (9 PTS)				

SCORE BY PERIOD

	1	2	3	4	FINAL
Sparks	26	14	18	20	78
LYNX	19	30	22	25	96

Inactive: Sparks -

Inactive: Lynx -

Points in the Paint: Sparks 30 (15/25), LYNX 36 (18/34)

2nd Chance Points: Sparks 12 (5/8), LYNX 13 (6/9)

Fast Break Points: Sparks 2 (1/2), LYNX 7 (3/5)

Biggest Lead: Sparks 11, LYNX 21

Lead Changes: 3

Times Tied: 3

LOS ANGELES SPARKS HIGHS

Points, Game.....98 vs. IND 6/3
 Points, First Half.....53 vs. PHO 6/16
 Points, Second Half.....50 vs. IND 6/3
 Points, 1Q.....27 vs. PHO 6/16
 Points, 2Q.....26 vs. PHO 6/16
 Points, 3Q.....23 vs. IND 6/3
 Points, 4Q.....27 vs. IND 6/3
 Points, Overtime..... 9 @ CHI 5/30

Field Goals Made.....37 vs. IND 6/3
 Field Goals Att.....80 vs. PHO 6/16
 Field Goal Percentage.....56.1% vs. IND 6/3
 3FG Made.....14 vs. IND 6/3
 3FG Att.....30 @ DAL 6/1
 3FG Percentage.....50.0% vs. IND 6/3
 Free Throws Made.....19 @ WAS 6/10
 Free Throws Att.....28 @ WAS 6/10
 FT Percentage.....91.7% @ DAL 6/1

Offensive Rebounds...14 vs. PHO 6/16
 Defensive Rebounds....29 vs. CHI 6/5
 Total Rebounds.....38 vs. CHI 6/5
 Assists.....20 @ CHI 5/30
 Steals.....13 @ CHI 5/28
 Turnovers.....19 @ CHI 5/30
 Blocked Shots.....10 @ DAL 6/1
 Personal Fouls.....24 @ LVA 5/21

OPPONENT HIGHS

Points, Game.....97 @ LVA 5/21
 Points, First Half.....56 @ LVA 5/21
 Points, Second Half.....50 vs. DAL 5/14
 Points, 1Q.....27 @ CHI 5/30
 Points, 2Q.....31 @ LVA 5/21
 Points, 3Q.....26 vs. DAL 5/14
 Points, 4Q.....25 @ DAL 6/1
 Points, Overtime.....6 @ CHI 5/30

Field Goals Made.....34 vs. DAL 5/14
 Field Goals Att.....71 @ WAS 6/10
 Field Goal Percentage....53.2% @ LVA 5/21
 3FG Made.....11 @ MIN 6/12
 3FG Att.....30 @ DAL 6/1
 3FG Percentage.....50.0% @ MIN 6/12
 Free Throws Made.....27 @ LVA 5/21
 Free Throws Att.....32 @ LVA 5/21
 FT Percentage.....100% @ CHI 5/30

LOS ANGELES SPARKS LOWS

-Points, Game.....64 @ MIN 6/12
 -Points, First Half.....28 @ DAL 6/1
 -Points, Second Half..... 28 vs. CHI 6/5
 -Points, 1Q.....13 @ CHI 5/30
 -Points, 2Q.....7 @ DAL 6/1
 -Points, 3Q.....9 vs. CHI 6/5
 -Points, 4Q.....7 @ MIN 6/10
 -Points, Overtime..... 9 @ CHI 5/30

-Field Goals Made..... 22 @ WAS 6/10
 -Field Goals Att..... 64 @ DAL 6/1
 -Field Goal Percentage.....32.8% @ WAS 6/10
 -3FG Made.....3 vs. CHI 6/5
 -3FG Att..... 17 @ LVA 5/21
 -3FG Percentage..... 15.8% vs. CHI 6/5
 -Free Throws Made.....4 vs. PHO 6/16
 -Free Throws Att..... 6 vs. PHO 6/16
 -FT Percentage..... 57.1% vs. DAL 5/14

-Offensive Rebounds.....2 vs. IND 6/3
 -Defensive Rebounds..... 18 @ MIN 6/12
 -Total Rebounds..... 24 @ DAL 6/1
 -Assists..... 11 @ DAL 6/1
 -Steals..... 3 vs. PHO 6/16
 -Turnovers..... 5 vs. PHO 6/16
 -Blocked Shots..... 4 @ WAS 6/10
 -Personal Fouls..... 17 vs. DAL 5/14

OPPONENT LOWS

-Points, Game.....63 vs. CHI 6/5
 -Points, First Half.....25 vs. IND 6/3
 -Points, Second Half.....28 @ CHI 5/28
 -Points, 1Q.....10 @ CHI 5/30
 -Points, 2Q.....11 vs. IND 6/3
 -Points, 3Q.....8 @ MIN 6/12
 -Points, 4Q.....14 vs. PHO 6/16
 -Points, Overtime.....6 @ CHI 5/30

-Field Goals Made..... 12 @ CHI 5/30
 -Field Goals Att..... 12 @ CHI 5/30
 -Field Goal Percentage.....33.9% vs. CHI 6/5
 -3FG Made..... 5 vs. CHI 6/5
 -3FG Att.....14 @ LVA 5/21
 -3FG Percentage..... 27.8% vs. CHI 6/5
 -Free Throws Made..... 11 vs. IND 6/3
 -Free Throws Att.....12 @ DAL 6/1
 -FT Percentage.....68.8% vs. IND 6/3

2021 TEAM BOX SCORE

Date	Opponent	MINS	FG-A	PCT	3PM-A	PCT	FTM-A	PCT	OFF	DEF	TOT	AST	STL	BLK	TO	PF	PTS
5/14	vs DAL	40:00	28-78	.359	7-27	.259	8-14	.571	6	19	25	15	12	3	15	17	71
5/21	@ LVA	40:00	27-74	.365	5-17	.294	10-15	.667	5	23	28	18	8	1	11	24	69
5/28	@CHI	40:00	26-66	.394	9-19	.474	15-18	.833	9	21	30	17	13	3	20	18	76
5/30	@CHI	45:00	30-73	.411	8-18	.444	14-18	.778	8	25	33	20	11	8	20	19	82
6/1	@DAL	40:00	24-64	.375	10-30	.333	11-12	.917	4	20	24	11	5	10	12	19	69
6/3	vs IND	40:00	37-66	.561	14-28	.500	10-11	.909	2	25	27	14	9	4	8	18	98
6/5	vs CHI	40:00	25-68	.368	3-19	15.8	15-21	.714	9	29	38	13	4	6	11	20	68
6/10	@WAS	40:00	22-67	.328	8-23	.348	19-28	.679	9	22	31	13	6	4	11	19	71
6/12	@MIN	40:00	23-70	.329	8-23	.348	10-12	.833	9	18	27	15	9	5	13	18	64
6/16	vs PHO	40:00	36-80	.450	9-28	.321	4-6	.667	14	21	35	17	3	6	5	23	85
6/18	vs PHO																
6/20	vs NYL																
6/24	vs WAS																
6/26	@PHO																
6/30	vs LVA																
7/2	vs LVA																
7/4	vs SEA																
7/7	@SEA																
7/11	vs MIN																
8/15	vs IND																
8/17	vs ATL																
8/19	vs ATL																
8/22	@NYL																
8/24	@WAS																
8/26	@CON																
8/28	@CON																
8/31	@IND																
9/2	@MIN																
9/9	vs CON																
9/12	vs SEA																
9/16	@ATL																
9/19	@DAL																
Total	—	405:00	278-706	.394	81-233	.348	116-155	.748	75	223	298	153	80	50	130	195	753

2021 TEAM AVERAGES


	G	MPG	PPG	RPG	APG	SPG	BPG	FG%	3FG%	FT%	TO	PF
Sparks	10	40.5	75.3	29.8	15.3	8.0	5.0	39.4	34.8	74.8	13.0	19.5
Opponent	10	40.5	78.5	40.9	17.2	5.8	4.9	42.1	36.4	82.7	19.5	19.0

#1	AMANDA ZAHUI B.	CENTER	6-5	9/8/93	MINNESOTA	7TH SEASON
----	-----------------	--------	-----	--------	-----------	------------

2021 Regular Season Averages:

G-GS	PPG	RPG	APG	SPG	BPG	MPG	FG%	3FG%	FT%
8-5	11.8	6.1	0.6	0.8	1.8	26.9	44.0	28.9	77.8

	2021 Season Highs	Career Highs	Playoff Career Highs
PTS	17, @ CHI 5/30/21	37, @ LAS 6/15/19	2, vs PHO 9/24/16
REB	10, vs CHI 6/5/21	21, @ LVA 8/29/20	2, two times
AST	2, two times	5, two times	—
STL	2, @ CHI 5/28/21	4, vs. MIN 8/5/20	—
BLK	4, vs CHI 6/5/21	6, vs. LAS 6/4/19	1, @ PHO 9/17/15
FGM	7, @ CHI 5/30/21	13, @ LAS 6/15/19	1, vs PHO 9/24/16
3FGM	3, vs PHO 6/16/21	7, @ LAS 6/15/19	—
FTM	3, @ MIN 6/12/21	6, two times	—
MINS	36:20, @ MIN 6/12/21	36:20, @ MIN 6/12/21	6, vs PHO 9/24/16



GAME BY GAME STATS

Date	Opponent	MINS	FG-A	PGI	3PM-A	PGI	FTM-A	PGI	QFF	DEF	TOI	AST	STL	BLK	TO	PF	PTS
5/14	vs DAL	DNP - Back	—	—	—	—	—	—	—	—	—	—	—	—	—	—	—
5/21	@ LVA	DNP - Back	—	—	—	—	—	—	—	—	—	—	—	—	—	—	—
5/28	@CHI	16:24	3-5	.600	2-3	.667	0-0	—	0	2	2	0	2	1	4	3	8
5/30	@CHI	34:59	7-8	.875	2-3	.667	1-1	1.000	0	8	8	0	1	3	3	3	17
6/1	@DAL	21:28	4-9	.444	2-6	.333	0-0	—	1	2	3	2	1	1	3	2	10
6/3	vs IND	24:16	3-9	.333	1-7	.143	0-0	—	0	7	7	2	0	1	1	2	7
6/5	vs CHI	30:53	6-14	.429	0-5	.000	1-2	.500	2	8	10	2	1	4	1	4	13
6/10	@WAS	15:52	3-6	.500	1-2	.500	2-2	1.000	0	4	4	0	0	1	3	3	9
6/12	@MIN	36:20	5-14	.357	2-8	.250	3-4	.750	2	6	8	0	1	1	0	5	15
6/16	vs PHO	34:35	6-19	.316	3-11	.273	0-0	—	0	7	7	0	0	2	0	4	15
6/18	vs PHO																
6/20	vs NYL																
6/24	vs WAS																
6/26	@PHO																
6/30	vs LVA																
7/2	vs LVA																
7/4	vs SEA																
7/7	@SEA																
7/11	vs MIN																
8/15	vs IND																
8/17	vs ATL																
8/19	vs ATL																
8/22	@NYL																
8/24	@WAS																
8/26	@CON																
8/28	@CON																
8/31	@IND																
9/2	@MIN																
9/9	vs CON																
9/12	vs SEA																
9/16	@ATL																
9/19	@DAL																
Total	—	214:47	37-84	.440	13-45	.289	7-9	.778	5	44	49	5	6	14	15	26	94

#2	TE'A COOPER	GUARD	5-8	4/16/97	BAYLOR	2ND SEASON
----	-------------	-------	-----	---------	--------	------------

2021 Regular Season Averages:

G-GS	PPG	RPG	APG	SPG	BPG	MPG	FG%	3FG%	FT%
9-5	9.4	1.7	1.2	1.0	0.3	22.0	32.5	30.4	80.0

	2021 Season Highs	Career Highs	Playoff Career Highs
PTS	17, @ MIN 6/12/21	17, @ MIN 6/12/21	3, vs CON 9/17/20
REB	3, three times	6, @CON 8/28/20	—
AST	4, @ DAL 6/1/21	4, two times	2, vs CON 9/17/20
STL	2, three times	2, three times	1, vs CON 9/17/20
BLK	2, @ MIN 6/12/21	2, @ MIN 6/12/21	—
FGM	6, @ MIN 6/12/21	6, two times	1, vs CON 9/17/20
3FGM	2, two times	3, @NYL 9/8/20	1, vs CON 9/17/20
FTM	5, @ WASH 6/10/21	5, two times	—
MINS	32:25, vs CHI 6/5/21	32:50, @DAL 6/1/21	20, vs CON 9/17/20



GAME BY GAME STATS

Date	Opponent	MINS	FG-A	PCT	3PM-A	PCT	FTM-A	PCT	OFF	DEF	TQT	AST	STL	BLK	TO	PF	PTS
5/14	vs DAL	17:30	1-10	.100	1-3	.333	1-2	.500	0	2	2	1	2	0	1	2	4
5/21	@ LVA	21:13	2-5	.400	2-3	.667	2-2	1.000	0	1	1	1	1	0	2	3	8
5/28	@CHI	13:40	2-9	.222	0-3	.000	1-2	.500	0	0	0	0	0	0	1	4	5
5/30	@CHI	10:10	0-6	.000	0-0	—	0-0	—	0	3	3	1	1	0	3	0	0
6/1	@DAL	32:50	4-12	.333	0-3	.000	4-4	1.000	0	3	3	4	1	0	0	3	12
6/3	vs IND	17:09	5-8	.625	1-2	.500	4-5	.800	0	1	1	0	0	0	1	3	15
6/5	vs CHI	32:25	4-9	.444	1-4	.250	4-6	.667	0	2	2	0	0	0	2	3	13
6/10	@WAS	21:33	3-14	.214	0-2	.000	5-6	.833	1	2	3	2	2	1	2	2	11
6/12	@MIN	31:24	6-10	.600	2-3	.667	3-3	1.000	0	1	1	2	2	2	4	2	17
6/16	vs PHO	DNP	league suspension	—	—	—	—	—	—	—	—	—	—	—	—	—	—
6/18	vs PHO																
6/20	vs NYL																
6/24	vs WAS																
6/26	@PHO																
6/30	vs LVA																
7/2	vs LVA																
7/4	vs SEA																
7/7	@SEA																
7/11	vs MIN																
8/15	vs IND																
8/17	vs ATL																
8/19	vs ATL																
8/22	@NYL																
8/24	@WAS																
8/26	@CON																
8/28	@CON																
8/31	@IND																
9/2	@MIN																
9/9	vs CON																
9/12	vs SEA																
9/16	@ATL																
9/19	@DAL																
Total	—	198:41	27-83	.325	7-23	.304	24-30	.800	1	14	15	11	9	3	16	22	85

#7	MARIA VADEEVA	CENTER	6-4	7/16/98	RUSSIA	3RD SEASON
----	---------------	--------	-----	---------	--------	------------

2019 Regular Season Averages:

G-GS	PPG	RPG	APG	SPG	BPG	MPG	FG%	3FG%	FT%
15-1	7.8	3.9	0.7	1.0	0.2	12.0	.490	.313	.769

	2019 Season Highs	Career Highs	Playoff Career Highs
PTS	24, @ LVA 5/26/19	24, @ LVA 5/26/19	2, two times
REB	8, two times	8, two times	4, vs CON 9/22/19
AST	3, two times	3, two times	2, vs SEA 9/15/19
STL	3, vs MIN 8/20/19	3, vs MIN 8/20/19	—
BLK	3, @ LVA 5/26/19	3, two times	1, three times
FGM	11, @ LVA 5/26/19	11, @ LVA 5/26/19	1, two times
3FGM	2, @ LVA 5/26/19	2, two times	—
FTM	4, vs SEA 8/4/19	4, vs SEA 8/4/19	—
MINs	24:12, @ LVA 5/26/19	24:12, @ LVA 5/26/19	13:30 vs CON 9/22/19



GAME BY GAME STATS

[illegible]

#12	NIA COFFEY	FORWARD	6-1	6/11/95	NORTHWESTERN	5TH SEASON
-----	------------	---------	-----	---------	--------------	------------

2021 Regular Season Averages:

G-GS	PPG	RPG	APG	SPG	BPG	MPG	FG%	3FG%	FT%
10-6	9.4	4.1	0.9	1.1	1.7	25.1	44.6	44.4	66.7

	2021 Season Highs	Career Highs	Playoff Career Highs
PTS	17, @ CHI 5/30/21	23, vs SEA 5/27/18	—
REB	9, vs CHI 6/5/21	12, vs PHO 6/17/18	—
AST	3, vs CHI 6/5/21	6, @ CHI 6/3/18	—
STL	4, @ CHI 5/30/21	4, @CHI 5/30/21	—
BLK	6, @ DAL 6/1/21	6, @DAL 6/1/21	—
FGM	6, @CHI 5/30/21	8, vs SEA 5/27/18	—
3FGM	3, three times	3, four times	—
FTM	4, two times	7, two times	—
MINS	32:58, vs CHI 6/5/21	32:58, vs CHI 6/5/21	—



GAME BY GAME STATS

Date	Opponent	MINS	FG-A	PCT	3PM-A	PCT	FTM-A	PCT	OFF	DEF	TQT	AST	STL	BLK	TO	PF	PTS
5/14	vs DAL	19:41	4-8	.500	2-4	.500	0-2	.000	2	2	4	1	1	2	4	2	10
5/21	@ LVA	20:43	3-7	.429	1-2	.500	1-2	.500	0	3	3	0	1	0	0	1	8
5/28	@CHI	16:59	3-5	.600	3-4	.750	0-0	—	1	4	5	1	1	1	0	1	9
5/30	@CHI	31:04	6-12	.500	3-5	.600	0-0	—	1	3	4	1	4	2	1	2	17
6/1	@DAL	28:28	3-8	.375	2-5	.400	0-0	—	1	5	6	1	1	6	1	4	8
6/3	vs IND	30:36	4-4	1.000	3-3	1.000	4-5	.800	0	1	1	1	0	2	0	4	13
6/5	vs CHI	32:25	4-11	.364	0-3	.000	2-2	1.000	1	8	9	3	3	2	0	2	10
6/10	@WAS	20:12	1-8	.125	0-3	.000	3-4	.750	2	2	4	0	0	0	0	2	5
6/12	@MIN	24:52	3-6	.500	2-4	.500	0-0	—	1	3	4	1	0	2	3	4	8
6/16	vs PHO	24:54	2-5	.400	0-3	.000	0-0	—	0	1	1	0	1	0	0	4	4
6/18	vs PHO																
6/20	vs NYL																
6/24	vs WAS																
6/26	@PHO																
6/30	vs LVA																
7/2	vs LVA																
7/4	vs SEA																
7/7	@SEA																
7/11	vs MIN																
8/15	vs IND																
8/17	vs ATL																
8/19	vs ATL																
8/22	@NYL																
8/24	@WAS																
8/26	@CON																
8/28	@CON																
8/31	@IND																
9/2	@MIN																
9/9	vs CON																
9/12	vs SEA																
9/16	@ATL																
9/19	@DAL																
Total	—	251:42	33-74	.446	14-32	.444	8-12	.667	8	29	37	8	11	15	6	22	82

#13	CHINEY OGWUMIKE	FORWARD/CENTER	6-3	3/21/92	STANFORD	5TH SEASON
-----	-----------------	----------------	-----	---------	----------	------------

2021 Regular Season Averages:

G-GS	PPG	RPG	APG	SPG	BPG	MPG	FG%	3FG%	FT%
3-3	9.0	5.7	2.0	0.7	0.7	27.3	34.5	66.7	71.4

	2021 Season Highs	Career Highs	Playoff Career Highs
PTS	12, vs DAL 5/14/21	30, vs SEA 6/15/18	10, @CON 9/19/19
REB	6, two times	17, vs NY 6/29/14	5, @CON 9/19/19
AST	2, three times	4, vs NY 6/14/19	2, vs SEA 9/15/19
STL	1, two times	4, two times	2, vs PHX 9/23/19
BLK	1, @ CHI 5/28/21	7, vs DAL 7/20/16	2, @CON 9/17/19
FGM	5, vs DAL 5/14/21	13, vs SEA 6/15/18	14 @CON 9/19/19
3FGM	2, vs DAL 5/14/21	2, vs DAL 5/14/21	—
FTM	3, @ LVA 5/21/21	8, two times	—
MINS	30:40, @ LVA 5/21/21	40, two times	19, vs PHO 8/23/18



GAME BY GAME STATS

Date	Opponent	MINS	FG-A	PCT	3PM-A	PCT	FTM-A	PCT	OFF	DEF	TOT	AST	STL	BLK	TQ	PE	PTS
5/14	vs DAL	27:11	5-11	.455	2-3	.667	0-0	—	1	5	6	2	1	0	1	4	12
5/21	@ LVA	30:40	4-10	.400	0-0	—	3-5	.600	3	2	5	2	1	0	2	5	11
5/28	@CHI	24:00	1-8	.125	0-0	—	2-2	1.000	2	4	6	2	0	1	3	4	4
5/30	@CHI	DNP - KNEE	—	—	—	—	—	—	—	—	—	—	—	—	—	—	—
6/1	@DAL	DNP - KNEE	—	—	—	—	—	—	—	—	—	—	—	—	—	—	—
6/3	vs IND	DNP - KNEE	—	—	—	—	—	—	—	—	—	—	—	—	—	—	—
6/5	vs CHI	DNP - KNEE	—	—	—	—	—	—	—	—	—	—	—	—	—	—	—
6/10	@WAS	DNP - KNEE	—	—	—	—	—	—	—	—	—	—	—	—	—	—	—
6/12	@MIN	DNP - KNEE	—	—	—	—	—	—	—	—	—	—	—	—	—	—	—
6/16	vs PHO	DNP - KNEE	—	—	—	—	—	—	—	—	—	—	—	—	—	—	—
6/18	vs PHO																
6/20	vs NYL																
6/24	vs WAS																
6/26	@PHO																
6/30	vs LVA																
7/2	vs LVA																
7/4	vs SEA																
7/7	@SEA																
7/11	vs MIN																
8/15	vs IND																
8/17	vs ATL																
8/19	vs ATL																
8/22	@NYL																
8/24	@WAS																
8/26	@CON																
8/28	@CON																
8/31	@IND																
9/2	@MIN																
9/9	vs CON																
9/12	vs SEA																
9/16	@ATL																
9/19	@DAL																
Total	—	81:51	10-29	.345	2-3	.667	5-7	.714	6	11	17	6	2	1	6	13	27

2021 Regular Season Averages:

G-GS	PPG	RPG	APG	SPG	BPG	MPG	FG%	3FG%	FT%
10-2	6.6	4.4	2.1	1.5	0.6	24.5	32.4	20.0	71.4

	2021 Season Highs	Career Highs	Playoff Career Highs
PTS	14, vs PHO 6/16/21	33, vs PHO 9/3/17	17, @WAS 8/31/18
REB	9, vs PHO 6/16/21	13, vs PHO 7/25/17	6, vs WAS 8/28/18
AST	4, @ MIN 6/12/21	7, vs IND 7/1/18	3, vs WAS 9/4/18
STL	5, @ CHI 5/28/21	5, two times	2, two times
BLK	2, @CHI 5/30/21	3, three times	1, vs WAS 8/28/18
FGM	6, vs PHO 6/16/21	12, vs PHO 9/3/17	6, three times
3FGM	2, @ CHI 5/30/21	4, two times	3, two times
FTM	4, two times	12, vs WAS 7/19/17	2, two times
MINS	28:22, @ CHI 5/28/21	37, vs CON 8/15/17	28, @WAS 9/2/18



GAME BY GAME STATS

Date	Opponent	MINS	FG-A	PGT	3PM-A	PGT	FTM-A	PGT	QFF	DEF	TQT	AST	STL	BLK	TO	PF	PTS
5/14	vs DAL	26:34	2-7	.286	0-4	.000	2-4	.500	0	2	2	3	2	1	1	0	6
5/21	@ LVA	22:33	1-7	.143	0-5	.000	0-0	—	0	2	2	2	0	0	0	1	2
5/28	@CHI	28:22	4-11	.364	1-3	.333	2-2	1.000	2	3	5	3	5	0	3	3	11
5/30	@CHI	25:59	2-6	.333	2-3	.667	0-0	—	2	1	3	2	1	2	2	4	6
6/1	@DAL	25:13	1-6	.167	0-2	.000	4-4	1.000	0	4	4	1	0	1	2	3	6
6/3	vs IND	26:17	4-9	.444	0-1	.000	0-0	—	1	5	6	2	3	0	1	2	8
6/5	vs CHI	20:20	0-3	.000	0-0	—	1-2	.500	0	4	4	2	0	0	0	3	1
6/10	@WAS	21:26	3-8	.375	0-1	.000	4-6	.667	1	2	3	1	0	1	0	1	10
6/12	@MIN	24:36	1-7	.143	0-0	—	0-0	—	2	4	6	4	3	0	0	2	2
6/16	vs PHO	23:24	6-10	.600	0-0	—	2-3	.667	5	4	9	1	1	1	2	2	14
6/18	vs PHO																
6/20	vs NYL																
6/24	vs WAS																
6/26	@PHO																
6/30	vs LVA																
7/2	vs LVA																
7/4	vs SEA																
7/7	@SEA																
7/11	vs MIN																
8/15	vs IND																
8/17	vs ATL																
8/19	vs ATL																
8/22	@NYL																
8/24	@WAS																
8/26	@CON																
8/28	@CON																
8/31	@IND																
9/2	@MIN																
9/9	vs CON																
9/12	vs SEA																
9/16	@ATL																
9/19	@DAL																
Total	—	244:57	24-74	.324	3-15	.200	15-21	.714	13	31	44	21	15	6	11	21	66

#17	ERICA WHEELER	GUARD	5-7	5/2/91	RUTGERS	6TH SEASON
-----	---------------	-------	-----	--------	---------	------------

2021 Regular Season Averages:

G-GS	PPG	RPG	APG	SPG	BPG	MPG	FG%	3FG%	FT%
10-10	11.6	2.3	4.2	1.2	0.2	25.8	38.5	36.0	88.5

	2021 Season Highs	Career Highs	Playoff Career Highs
PTS	22, vs CHI 6/5/21	33, @NYL 8/8/17	10, vs PHO 9/21/16
REB	5, two times	7, three times	3, vs PHO 9/21/16
AST	10, vs PHO 6/16/21	10, two times	3, vs PHO 9/21/16
STL	3, two times	5, vs ATL 7/31/19	—
BLK	2, vs PHO 6/16/21	2, two times	—
FGM	8, vs PHO 6/16/21	12, @NYL 8/8/17	3, vs PHO 9/21/16
3FGM	3, vs IND 6/3/21	7, @NYL 8/8/17	2, vs PHO 9/21/16
FTM	7, vs CHI 6/5/21	9, vs PHO 6/7/17	2, vs PHO 9/21/16
MINS	34:50, @ CHI 5/30/21	42, vs PHO 6/7/17	25, vs PHO 9/21/16



GAME BY GAME STATS

Date	Opponent	MINS	FG-A	FT	3PM-A	PT	FTM-A	PT	QFF	DEF	TO	AST	STL	BLK	IO	PF	PTS
5/14	vs DAL	19:25	2-8	.250	0-3	.000	0-0	—	0	2	2	2	0	0	3	4	4
5/21	@ LVA	19:14	3-6	.500	0-1	.000	0-0	—	0	3	3	1	2	0	2	3	6
5/28	@CHI	25:44	3-5	.500	1-1	1.000	6-7	.857	0	0	0	6	3	0	2	0	13
5/30	@CHI	34:50	6-19	.316	0-1	.000	5-6	.833	0	0	0	7	3	0	5	4	17
6/1	@DAL	22:08	2-12	.167	1-5	.200	0-0	—	0	2	2	0	1	0	2	2	5
6/3	vs IND	24:10	5-9	.556	3-4	.750	1-1	1.000	0	1	1	5	2	0	2	3	14
6/5	vs CHI	34:25	7-13	.538	1-3	.333	7-7	1.000	1	4	5	5	0	0	3	2	22
6/10	@WAS	25:40	3-10	.300	2-4	.500	0-0	—	0	3	3	4	1	0	1	1	8
6/12	@MIN	21:48	3-9	.333	0-0	—	3-4	.750	1	1	2	2	0	0	1	0	9
6/16	vs PHO	30:41	8-17	.471	1-2	.500	1-1	1.000	2	3	5	10	0	2	1	4	18
6/18	vs PHO																
6/20	vs NYL																
6/24	vs WAS																
6/26	@PHO																
6/30	vs LVA																
7/2	vs LVA																
7/4	vs SEA																
7/7	@SEA																
7/11	vs MIN																
8/15	vs IND																
8/17	vs ATL																
8/19	vs ATL																
8/22	@NYL																
8/24	@WAS																
8/26	@CON																
8/28	@CON																
8/31	@IND																
9/2	@MIN																
9/9	vs CON																
9/12	vs SEA																
9/16	@ATL																
9/19	@DAL																
Total	—	257:25	42-109	.385	9-25	.360	23-26	.885	4	19	23	42	12	2	22	23	116

2021 Regular Season Averages:

G-GS	PPG	RPG	APG	SPG	BPG	MPG	FG%	3FG%	FT%
10-10	9.9	1.2	2.6	0.4	0.0	26.1	46.2	42.1	91.7

	2021 Season Highs	Career Highs	Playoff Career Highs
PTS	22, vs IND 6/3/21	43, vs TUL 7/3/15	32, @NYL 9/10/17
REB	2, five times	9, @CON 8/6/13	6, vs PHO 9/23/13
AST	5, three times	11, vs IND 8/8/19	10, @CON 10/6/19
STL	1, four times	4, three times	5, @CHI 10/4/16
BLK	—	2, four times	1, four times
FGM	8, vs IND 6/3/21	15, vs TUL 7/3/15	10, @NYL 9/10/17
3FGM	4, @DAL 6/1/21	7, three times	9, @NYL 9/10/17
FTM	3, two times	14, vs TUL 6/20/12	10, vs SAS 9/27/12
MINS	33:06, @ MIN 6/12/21	44, vs TUL 6/8/13	40, 8/31/18



GAME BY GAME STATS

Date	Opponent	MINS	FG-A	PCI	3PM-A	PCI	FTM-A	PCI	OFF	DEF	TOI	ASI	STL	BLK	IO	PE	PTS
5/14	vs DAL	24:11	4-6	.667	2-4	.500	1-2	.500	0	0	0	2	1	0	3	1	11
5/21	@ LVA	18:14	3-6	.500	1-3	.333	2-2	1.000	0	2	2	5	0	0	2	4	9
5/28	@CHI	22:00	1-1	1.000	0-0	—	3-3	1.000	0	1	1	1	0	0	1	1	5
5/30	@CHI	27:17	0-3	.000	0-2	.000	0-0	—	0	1	1	5	1	0	1	1	0
6/1	@DAL	26:23	5-6	.833	4-5	.800	0-0	—	0	0	0	2	1	0	2	4	14
6/3	vs IND	27:41	8-12	.667	3-7	.429	3-3	1.000	0	2	2	0	0	0	2	2	22
6/5	vs CHI	29:12	2-8	.250	1-2	.500	0-0	—	2	0	2	2	0	0	2	4	5
6/10	@WAS	24:01	1-4	.250	1-3	.333	0-0	-	0	2	2	3	0	0	1	1	3
6/12	@MIN	33:06	5-18	.278	2-6	.333	1-1	1.000	0	0	0	5	1	0	3	3	13
6/16	vs PHO	29:20	7-14	.500	2-6	.333	1-1	1.000	2	0	2	0	0	0	0	3	17
6/18	vs PHO																
6/20	vs NYL																
6/24	vs WAS																
6/26	@PHO																
6/30	vs LVA																
7/2	vs LVA																
7/4	vs SEA																
7/7	@SEA																
7/11	vs MIN																
8/15	vs IND																
8/17	vs ATL																
8/19	vs ATL																
8/22	@NYL																
8/24	@WAS																
8/26	@CON																
8/28	@CON																
8/31	@IND																
9/2	@MIN																
9/9	vs CON																
9/12	vs SEA																
9/16	@ATL																
9/19	@DAL																
Total	—	262:24	36-78	.462	16-38	.421	11-12	.917	4	8	12	26	4	0	17	24	99

#22	ARELLA GUIRANTES	GUARD	5-11	10/15/97	RUTGERS	1ST SEASON
-----	------------------	-------	------	----------	---------	------------

2021 Regular Season Averages:

G-GS	PPG	RPG	APG	SPG	BPG	MPG	FG%	3FG%	FT%
9-2	3.4	1.4	0.6	0.6	0.2	11.3	27.5	45.5	66.7

	2021 Season Highs	Career Highs	Playoff Career Highs
PTS	6, @ LVA 5/21/21	6, @ LVA 5/21/21	—
REB	5, @ LVA 5/21/21	5, @ LVA 5/21/21	—
AST	2, @ CHI 5/28/21	2, @ CHI 5/28/21	—
STL	2, vs IND 6/3/21	2, vs IND 6/3/21	—
BLK	1, vs IND 6/3/21	1, vs IND 6/3/21	—
FGM	2, four times	2, four times	—
3FGM	1, three times	1, three times	—
FTM	2, @ LVA 5/21/21	2, @ LVA 5/21/21	—
MINS	21:19, @ LVA 5/21/21	21:19, @ LVA 5/21/21	—



GAME BY GAME STATS

Date	Opponent	MINS	FG-A	PCT	3PM-A	PCT	FTM-A	PCT	OFF	DEF	TOT	AST	STL	BLK	TO	PF	PTS
5/14	vs DAL	8:10	2-5	.400	0-2	.000	0-0	—	0	0	0	0	1	0	0	0	4
5/21	@ LVA	21:19	2-9	.222	0-3	.000	2-2	1.000	1	4	5	1	1	0	0	2	6
5/28	@CHI	14:26	2-7	.285	1-1	1.000	0-0	—	1	0	1	2	0	0	0	1	5
5/30	@CHI	5:17	1-2	.500	1-1	1.000	0-0	—	1	1	2	1	0	0	1	0	3
6/1	@DAL	DNP-COACH	—	—	—	—	—	—	—	—	—	—	—	—	—	—	—
6/3	vs IND	19:51	2-6	.333	1-1	1.000	0-0	—	0	2	2	1	2	1	0	0	5
6/5	vs CHI	3:38	0-2	.000	0-0	—	0-0	—	0	1	1	0	0	0	2	1	0
6/10	@WAS	17:01	2-6	.333	2-3	.667	2-4	.500	0	0	0	0	1	1	0	0	8
6/12	@MIN	6:21	0-2	.000	0-0	—	0-0	—	1	1	2	0	0	0	1	1	0
6/16	vs PHO	5:30	0-1	.000	0-0	—	0-0	—	0	0	0	0	0	0	0	1	0
6/18	vs PHO																
6/20	vs NYL																
6/24	vs WAS																
6/26	@PHO																
6/30	vs LVA																
7/2	vs LVA																
7/4	vs SEA																
7/7	@SEA																
7/11	vs MIN																
8/15	vs IND																
8/17	vs ATL																
8/19	vs ATL																
8/22	@NYL																
8/24	@WAS																
8/26	@CON																
8/28	@CON																
8/31	@IND																
9/2	@MIN																
9/9	vs CON																
9/12	vs SEA																
9/16	@ATL																
9/19	@DAL																
Total	—	102:32	11-40	.275	5-11	.455	4-6	.667	4	9	13	5	5	2	4	6	31

#30	NNEKA OGWUMIKE	FORWARD	6-2	7/20/90	STANFORD	10TH SEASON
-----	----------------	---------	-----	---------	----------	-------------

2021 Regular Season Averages:

G-GS	PPG	RPG	APG	SPG	BPG	MPG	FG%	3FG%	FT%
5-5	16.4	7.0	1.2	0.6	0.2	29.6	58.6	33.3	80.0

	2021 Season Highs	Career Highs	Playoff Career Highs
PTS	21, @ CHI 5/30/21	38, vs ATL 6/30/16	27, vs CHI 9/28/16
REB	9, two times	20, @ IND 7/12/12	14, vs PHO 9/19/13
AST	3, @ LVA 5/21/21	8, two times	6, vs CHI 9/28/16
STL	2, @ CHI 5/28/21	6, two times	4, @ CHI 10/4/16
BLK	1, @DAL 6/1/21	5, vs ATL 6/30/16	3, @ CHI 10/4/16
FGM	9, @ LVA 5/21/21	13, two times	11, vs CHI 9/28/16
3FGM	1, two times	5, vs WAS 7/7/19	2, vs MIN 10/14/16
FTM	7, @ CHI 5/30/21	14, vs WAS 9/3/15	7, two times
MINS	39:23, @ CHI 5/30/21	46:59, @ CHI 8/18/17	37:59, @ MIN I 9/18/15



GAME BY GAME STATS

Date	Opponent	MINS	FG-A	FG%	3PM-A	3P%	FTM-A	FT%	ORE	DEF	TOI	AST	STL	BLK	IQ	PF	PTS
5/14	vs DAL	26:20	8-14	.571	0-0	—	2-2	1.000	3	5	8	0	0	0	1	0	18
5/21	@ LVA	28:15	9-17	.529	1-2	.500	0-0	—	0	5	5	3	1	0	1	3	19
5/28	@CHI	28:54	6-11	.545	1-3	.333	1-2	.500	3	6	9	2	2	0	3	0	14
5/30	@CHI	39:23	7-11	.636	0-1	.000	7-9	.778	2	7	9	1	0	0	3	3	21
6/1	@DAL	25:01	4-5	.800	0-0	—	2-2	1.000	1	3	4	0	0	1	1	0	10
6/3	vs IND	DNP - KNEE	—	—	—	—	—	—	—	—	—	—	—	—	—	—	—
6/5	vs CHI	DNP - KNEE	—	—	—	—	—	—	—	—	—	—	—	—	—	—	—
6/10	@WAS	DNP - KNEE	—	—	—	—	—	—	—	—	—	—	—	—	—	—	—
6/12	@MIN	DNP - KNEE	—	—	—	—	—	—	—	—	—	—	—	—	—	—	—
6/16	vs PHO	DNP - KNEE	—	—	—	—	—	—	—	—	—	—	—	—	—	—	—
6/18	vs PHO																
6/20	vs NYL																
6/24	vs WAS																
6/26	@PHO																
6/30	vs LVA																
7/2	vs LVA																
7/4	vs SEA																
7/7	@SEA																
7/11	vs MIN																
8/15	vs IND																
8/17	vs ATL																
8/19	vs ATL																
8/22	@NYL																
8/24	@WAS																
8/26	@CON																
8/28	@CON																
8/31	@IND																
9/2	@MIN																
9/9	vs CON																
9/12	vs SEA																
9/16	@ATL																
9/19	@DAL																
Total	—	148:53	34-58	.586	2-6	.333	12-15	.800	9	26	35	6	3	1	9	6	82

#31	KRISTINE ANIGWE	FORWARD/CENTER	6-4	3/31/97	CALIFORNIA	3RD SEASON
-----	-----------------	----------------	-----	---------	------------	------------

2021 Regular Season Averages:

G-GS	PPG	RPG	APG	SPG	BPG	MPG	FG%	3FG%	FT%
3-0	3.7	4.3	0.7	0.3	0.0	15.3	80.0	—	50.0

	2021 Season Highs	Career Highs	Playoff Career Highs
PTS	7, @ WAS 6/10/21	14, vs NYL 9/8/20	8, vs CON 9/17/20
REB	9, @ WAS 6/10/21	9, two times	7, vs CON 9/17/20
AST	1, two times	2, two times	—
STL	1, vs PHO 6/16/21	2, four times	—
BLK	—	2, two times	1, vs CON 9/17/20
FGM	2, two times	5, vs NYL 9/8/20	3, vs CON 9/17/20
3FGM	—	—	—
FTM	3, @ WAS 6/10/21	4, four times	2, vs CON 9/17/21
MINS	27:39, @ WAS 6/10/21	26:19, @ CON 9/4/19	17:56, vs CON 9/17/20



GAME BY GAME STATS

Date	Opponent	MINS	FG-A	PCI	3PM-A	PCI	FTM-A	PCI	QFE	DEE	TOI	ASI	STL	BLK	TO	PF	PTS
5/14	vs DAL	—	—	—	—	—	—	—	—	—	—	—	—	—	—	—	—
5/21	@ LVA	—	—	—	—	—	—	—	—	—	—	—	—	—	—	—	—
5/28	@CHI	—	—	—	—	—	—	—	—	—	—	—	—	—	—	—	—
5/30	@CHI	—	—	—	—	—	—	—	—	—	—	—	—	—	—	—	—
6/1	@DAL	—	—	—	—	—	—	—	—	—	—	—	—	—	—	—	—
6/3	vs IND	—	—	—	—	—	—	—	—	—	—	—	—	—	—	—	—
6/5	vs CHI	—	—	—	—	—	—	—	—	—	—	—	—	—	—	—	—
6/10	@WAS	27:39	2-2	1.000	0-0	—	3-6	.500	4	5	9	1	0	0	3	6	7
6/12	@MIN	5:37	0-0	—	0-0	—	0-0	—	1	1	2	0	0	0	0	1	0
6/16	vs PHO	13:01	2-3	.667	0-0	—	0-0	—	1	1	2	1	1	0	2	3	4
6/18	vs PHO																
6/20	vs NYL																
6/24	vs WAS																
6/26	@PHO																
6/30	vs LVA																
7/2	vs LVA																
7/4	vs SEA																
7/7	@SEA																
7/11	vs MIN																
8/15	vs IND																
8/17	vs ATL																
8/19	vs ATL																
8/22	@NYL																
8/24	@WAS																
8/26	@CON																
8/28	@CON																
8/31	@IND																
9/2	@MIN																
9/9	vs CON																
9/12	vs SEA																
9/16	@ATL																
9/19	@DAL																
Total	—	46:17	4-5	.800	0-0	—	3-6	.500	6	7	13	2	1	0	5	10	11

2021 Regular Season Averages:

G-GS	PPG	RPG	APG	SPG	BPG	MPG	FG%	3FG%	FT%
10-2	4.6	3.0	1.7	0.9	0.3	17.7	29.0	26.1	44.4

	2021 Season Highs	Career Highs	Playoff Career Highs
PTS	14, vs IND 6/3/21	20, vs SAS 9/13/16	21, vs SEA 9/21/16
REB	7, vs IND 6/3/21	7, three times	7, vs SEA 9/21/16
AST	4, vs PHO 6/16/21	5, two times	3, two times
STL	2, three times	5, vs PHO 9/6/16	3, vs WAS 10/6/19
BLK	1, three times	2, two times	1, two times
FGM	6, vs IND 6/3/21	9, vs PHO 9/6/16	7, vs SEA 9/21/16
3FGM	2, two times	3, four times	2, vs SEA 9/21/16
FTM	2, vs DAL 5/14/21	7, two times	5, vs SEA 9/21/16
MINS	29:58, vs IND 6/3/21	38:19, vs LAS 5/27/17	40:00, vs SEA 9/21/16



GAME BY GAME STATS

Date	Opponent	MINS	FG-A	PCT	3PM-A	PCT	FTM-A	PCT	QFF	DEF	TOI	AST	STL	BLK	TO	PF	PTS
5/14	vs DAL	13:36	0-5	.000	0-1	.000	2-2	1.000	0	0	0	2	2	0	0	3	2
5/21	@ LVA	15:13	0-6	.000	0-1	.000	0-0	—	1	1	2	3	1	0	2	2	0
5/28	@CHI	9:53	1-3	.333	0-1	.000	0-0	—	0	1	1	0	0	0	2	1	2
5/30	@CHI	16:00	1-6	.167	0-2	.000	1-2	.500	2	1	3	2	0	1	0	2	3
6/1	@DAL	18:28	1-6	.167	1-4	.250	1-2	.500	1	1	2	1	0	1	1	1	4
6/3	vs IND	29:58	6-9	.667	2-3	.667	0-0	—	1	6	7	3	2	0	1	2	14
6/5	vs CHI	16:08	2-8	.250	0-2	.000	0-2	.000	3	2	5	0	0	0	1	1	4
6/10	@WAS	17:03	3-7	.428	1-3	.333	0-0	—	1	1	2	1	1	0	0	0	7
6/12	@MIN	15:05	0-4	.000	0-2	.000	0-0	—	1	1	2	1	2	0	0	0	0
6/16	vs PHO	25:10	4-8	.500	2-4	.500	0-1	.000	3	3	6	4	0	1	0	1	10
6/18	vs PHO																
6/20	vs NYL																
6/24	vs WAS																
6/26	@PHO																
6/30	vs LVA																
7/2	vs LVA																
7/4	vs SEA																
7/7	@SEA																
7/11	vs MIN																
8/15	vs IND																
8/17	vs ATL																
8/19	vs ATL																
8/22	@NYL																
8/24	@WAS																
8/26	@CON																
8/28	@CON																
8/31	@IND																
9/2	@MIN																
9/9	vs CON																
9/12	vs SEA																
9/16	@ATL																
9/19	@DAL																
Total	—	176:31	18-62	.290	6-23	.261	4-9	.444	13	17	30	17	9	3	7	13	46

#40	JASMINE WALKER	FORWARD	6-3	2/3/98	ALABAMA	1ST SEASON
-----	----------------	---------	-----	--------	---------	------------

2021 Regular Season Averages:

G-GS	PPG	RPG	APG	SPG	BPG	MPG	FG%	3FG%	FT%
2-0	0.0	0.5	1.0	1.0	0.5	10.0	0.0	0.0	0.0

	2021 Season Highs	Career Highs	Playoff Career Highs
PTS	—	—	—
REB	1, vs DAL 5/14/21	1, vs DAL 5/14/21	—
AST	2, vs DAL 5/14/21	2, vs DAL 5/14/21	—
STL	2, vs DAL 5/14/21	2, vs DAL 5/14/21	—
BLK	1, @ LVA 5/21/21	1, @ LVA 5/21/21	—
FGM	—	—	—
3FGM	—	—	—
FTM	—	—	—
MINS	17:22, vs DAL 5/14/21	17:22, vs DAL 5/14/21	—



GAME BY GAME STATS

Date	Opponent	MINS	FG-A	PGT	3PM-A	PGT	FTM-A	PGT	QFE	DEF	TOI	AST	STL	BLK	TO	PF	PTS
5/14	vs DAL	17:22	0-4	.000	0-3	.000	0-0	—	0	1	1	2	2	0	1	1	0
5/21	@ LVA	2:36	0-1	.000	0-1	.000	0-2	.000	0	0	0	0	0	1	0	0	0
5/28	@CHI	DNP - KNEE	-	-	-	-	-	-	-	-	-	-	-	-	-	-	-
5/30	@CHI	DNP - KNEE	—	—	—	—	—	—	—	—	—	—	—	—	—	—	—
6/1	@DAL	DNP - KNEE	—	—	—	—	—	—	—	—	—	—	—	—	—	—	—
6/3	vs IND	DNP - KNEE	—	—	—	—	—	—	—	—	—	—	—	—	—	—	—
6/5	vs CHI	DNP - KNEE	—	—	—	—	—	—	—	—	—	—	—	—	—	—	—
6/10	@WAS	DNP - KNEE	—	—	—	—	—	—	—	—	—	—	—	—	—	—	—
6/12	@MIN	DNP - KNEE	—	—	—	—	—	—	—	—	—	—	—	—	—	—	—
6/16	vs PHO	DNP - KNEE	—	—	—	—	—	—	—	—	—	—	—	—	—	—	—
6/18	vs PHO																
6/20	vs NYL																
6/24	vs WAS																
6/26	@PHO																
6/30	vs LVA																
7/2	vs LVA																
7/4	vs SEA																
7/7	@SEA																
7/11	vs MIN																
8/15	vs IND																
8/17	vs ATL																
8/19	vs ATL																
8/22	@NYL																
8/24	@WAS																
8/26	@CON																
8/28	@CON																
8/31	@IND																
9/2	@MIN																
9/9	vs CON																
9/12	vs SEA																
9/16	@ATL																
9/19	@DAL																
Total	—	19:58	0-5	.000	0-4	.000	0-2	.000	0	1	1	2	2	1	1	1	0

#44	KARLIE SAMUELSON	GUARD	6-0	5/10/95	STANFORD	3RD SEASON
-----	------------------	-------	-----	---------	----------	------------

2021 Regular Season Averages:

G-GS	PPG	RPG	APG	SPG	BPG	MPG	FG%	3FG%	FT%
2-0	3.0	2.0	1.0	0.5	—	11.5	40.0	50.0	—

	2021 Season Highs	Career Highs	Playoff Career Highs
PTS	3, two times	6, @ IND 5/22/18	—
REB	3, vs PHO 6/16/21	3, vs PHO 6/16/21	1, @ WAS 8/23/18
AST	1, two times	3, @ ATL 7/23/19	—
STL	1, @ WAS 6/10/21	2, vs SEA 9/8/19	—
BLK	—	2, two times	—
FGM	1, two times	2, two times	—
3FGM	1, two times	2, @ IND 5/22/18	—
FTM	—	—	—
MINS	13:23, vs PHO 6/16/21	20:52, vs SEA 9/8/19	2:30, @ WAS 8/23/18



GAME BY GAME STATS

Date	Opponent	MINS	FG-A	PCI	3PM-A	PCI	FTM-A	PCI	OFE	DEE	IOI	ASI	STL	BLK	IO	PE	PTS
5/14	vs DAL	—	—	—	—	—	—	—	—	—	—	—	—	—	—	—	—
5/21	@ LVA	—	—	—	—	—	—	—	—	—	—	—	—	—	—	—	—
5/28	@CHI	—	—	—	—	—	—	—	—	—	—	—	—	—	—	—	—
5/30	@CHI	—	—	—	—	—	—	—	—	—	—	—	—	—	—	—	—
6/1	@DAL	—	—	—	—	—	—	—	—	—	—	—	—	—	—	—	—
6/3	vs IND	—	—	—	—	—	—	—	—	—	—	—	—	—	—	—	—
6/5	vs CHI	—	—	—	—	—	—	—	—	—	—	—	—	—	—	—	—
6/10	@WAS	9:32	1-2	.500	1-2	.500	0-0	-	0	1	1	1	1	0	1	3	3
6/12	@MIN	DNP - CD	—	—	—	—	—	—	—	—	—	—	—	—	—	—	—
6/16	vs PHO	13:23	1-3	.333	1-2	.500	0-0	—	1	2	3	1	0	0	0	1	3
6/18	vs PHO																
6/20	vs NYL																
6/24	vs WAS																
6/26	@PHO																
6/30	vs LVA																
7/2	vs LVA																
7/4	vs SEA																
7/7	@SEA																
7/11	vs MIN																
8/15	vs IND																
8/17	vs ATL																
8/19	vs ATL																
8/22	@NYL																
8/24	@WAS																
8/26	@CON																
8/28	@CON																
8/31	@IND																
9/2	@MIN																
9/9	vs CON																
9/12	vs SEA																
9/16	@ATL																
9/19	@DAL																
Total	—	22:55	2-5	.400	2-4	.500	0-0	—	1	3	4	2	1	0	1	4	6