

LOS ANGELES SPARKS 2021 GAME NOTES



Phoenix Mercury (5-6) at Los Angeles Sparks (4-5)

June 16, 2021

LA Convention Center | 7:30 p.m. (PT)

Commissioners Cup

Amazon Prime, Spectrum SportsNet



REGULAR SEASON SCHEDULE

Date	Opponent	Time/Result	Record
5/14	DALLAS	L, 94-71	0-1
5/21	at Las Vegas	L, 97-69	0-2
5/28	at Chicago	W, 76-61	1-2
5/30	at Chicago	W, 82-79 OT	2-2
6/1	at Dallas	L, 79-69	2-3
6/3	INDIANA	W, 98-63	3-3
6/5	CHICAGO	W, 68-63	4-3
6/10	at Washington	L, 89-71	4-4
6/12	at Minnesota	L, 80-64	4-5
6/16	PHOENIX	7:30 pm	—
6/18	PHOENIX	7:30 pm	—
6/20	NEW YORK	1:00 pm	—
6/24	WASHINGTON	7:30 pm	—
6/26	at Phoenix	7:00 pm	—
6/30	LAS VEGAS	7:30 pm	—
7/2	LAS VEGAS	7:00 pm	—
7/4	SEATTLE	6:00 pm	—
7/7	at Seattle	6:00 pm	—
7/11	MINNESOTA	6:00 pm	—
8/15	INDIANA	6:00 pm	—
8/17	ATLANTA	7:30 pm	—
8/19	ATLANTA	7:30 pm	—
8/22	at New York	11:00 am	—
8/24	at Washington	4:00 pm	—
8/26	at Connecticut	4:00 pm	—
8/28	at Connecticut	4:00 pm	—
8/31	at Indiana	4:00 pm	—
9/1	at Minnesota	5:00 pm	—
9/9	CONNECTICUT	7:30 pm	—
9/12	SEATTLE	12:00 pm	—
9/16	at Atlanta	4:00 pm	—
9/19	at Dallas	2:00 pm	—

*all times listed are Pacific Standard Time

PLAYER UPDATES

NUM.	PLAYER	UPDATE
2	Te'a Cooper	Out (league suspension)
40	Jasmine Walker	Out (right knee)
13	Chiney Ogumike	Out (right knee)
30	Nneka Ogumike	Out (left knee)

CONTACT INFORMATION

Eli Horowitz

Director, Public Relations and Communications
ehorowitz@la-sparks.com
(847) 644-9932



@LA_Sparks



@LASparks



Los Angeles Sparks

Natalie Gilmore

Coordinator, Public Relations and Communications
ngilmore@la-sparks.com

LAST GAME STARTERS

G	17	ERICA WHEELER				5'7"		143 LBS							
GP/GS	9/9	PPG	10.9	RPG	2.0	APG	3.6	SPG	1.3	FG%	37.0	3FG%	34.8	MPG	25.2
G	20	KRISTI TOLIVER				5'7"		130 LBS							
GP/GS	9/9	PPG	9.1	RPG	1.1	APG	2.9	SPG	0.4	FG%	45.3	3FG%	43.8	MPG	25.8
G	2	TE'A COOPER				5'8"		160 LBS							
GP/GS	9/5	PPG	9.4	RPG	1.7	APG	1.2	SPG	1.0	FG%	32.5	3FG%	30.4	MPG	22.0
F	12	NIA COFFEY				6'1"		182 LBS							
GP/GS	9/5	PPG	9.6	RPG	4.4	APG	1.0	SPG	1.1	FG%	44.9	3FG%	48.5	MPG	25.1
C	1	AMANDA ZAHUI B.				6'5"		184 LBS							
GP/GS	7/4	PPG	11.3	RPG	6.0	APG	0.7	SPG	0.9	FG%	47.7	3FG%	29.4	MPG	25.7

MATCHUP NOTES

The Los Angeles Sparks (4-5) play against the Phoenix Mercury (5-6) in two straight home games on June 16 and June 18. The Sparks are coming off a road trip where they most recently lost 80-64 to the Minnesota Lynx. Sparks guard Te'a Cooper recorded a new career high 17 points, and led the Sparks comeback from down 14 points in the third quarter to tie the game up at 57-57 going into the fourth. Despite the loss, the Sparks showed flashes of defensive dominance, causing 22 Lynx turnovers. The Mercury are coming off an 85-83 loss to the New York Liberty. All-Star Center Brittney Griner recorded 29 points and 14 rebounds, while All-Star guard Skylar Diggins-Smith recorded 25 points, six rebounds, and five assists. The Sparks and Mercury are two of the three remaining original WNBA Franchises established in 1997 when the WNBA began.

Mercury Probable Starters

C Brittney Griner
F Kia Nurse
F Brianna Turner
G Megan Walker
G Skylar Diggins-Smith

Head Coach: Sandy Brondello

MILESTONE WATCH

PLAYER	MILESTONE (CURRENT)
Nneka Ogumike	4500 points (4401) 2100 rebounds (2056) 600 assists (504) 200 blocks (177) 500 steals (408)
Kristi Toliver	4500 points (4273) 800 rebounds (796) 1300 assists (1230) 400 steals (312)
Chiney Ogumike	1800 points (1676) 1000 rebounds (913) 150 blocks (113)

ASSOCIATED PRESS POWER POLL

Week 6	Total Points	High	Low
1 Seattle (14)	168	1	1
2 Las Vegas	152	2	3
3 Connecticut	142	2	3
4 New York	123	4	5
5 Dallas	100	4	9
6 Phoenix	82	5	10
7 Minnesota	76	5	10
8 Atlanta	71	5	11
9 Washington	63	5	11
10 Chicago	60	5	11
11 Los Angeles	41	7	11
12 Indiana	14	12	12

DEFENSE

The Sparks won 4 of the last 7 games and are No. 4 in the WNBA in defensive rating and forcing turnovers on 25.0% of opponent possessions. LA leads the WNBA in opponent turnovers per game with 20.4 and is second in the league with 8.6 steals per game.

Z

After missing the first two games with a back injury, the Sparks are 4-3 with Swedish Center Amanda Zahui B. in the lineup. She's fifth in the WNBA in blocks per game (1.7) and holding down the frontcourt with the Ogwumike sisters out. Zahui B. is also Top 5 in defensive rating (93.1).

HOT COFFEY

Nia Coffey, who along with Amir Coffey on the Clippers, are the first ever NBA/WNBA sibling duo to be playing in the same city at the same time, has come into the Sparks starting lineup and is fourth in the WNBA in blocks per game (1.9), seventh in the league in defensive rating (93.8) and is fourth the WNBA in 3-point FG% (48.5%). Coffey is playing for her fifth team in five years and is finding her footing in the WNBA.

WHEELER IN THE CLUTCH

Erica Wheeler leads the WNBA in clutch points per game (7.0), had a season-high night against Chicago on June 5 with 22 points and has scored in double-digits four times in nine games.

*Stats as of June 15, 2021

2021 LOS ANGELES SPARKS ROSTER

NUM.	PLAYER	POS.	HT.	YRS OF EXP.	DOB	COLLEGE
1	Amanda Zahui B.	C	6'5"	6	09/8/93	Minnesota
2	Te'a Cooper	G	5'8"	1	04/16/97	Baylor
7	Maria Vadeeva*	C	6'4"	2	07/16/98	Russia
12	Nia Coffey	F	6'1"	4	06/11/95	Northwestern
13	Chiney Ogumike	F/C	6'3"	4	03/21/92	Stanford
15	Brittney Sykes	G	5'9"	4	02/07/94	Syracuse
17	Erica Wheeler	G	5'7"	5	05/2/91	Rutgers
20	Kristi Toliver	G	5'7"	11	01/27/87	Maryland
22	Arella Guirantes	G	5'11"	R	10/15/97	Rutgers
30	Nneka Ogumike	F	6'2"	9	07/02/90	Stanford
31	Kristine Anigwe	F/C	6'4"	2	03/31/1997	California
32	Bria Holmes	G	6'3"	4	04/19/94	West Virginia
40	Jasmine Walker	F	6'3"	R	02/03/98	Alabama
44	Karlise Samuelson	G	6'0"	2	05/10/1995	Stanford

*will return following overseas commitments

Coaching Staff:

Head Coach Derek Fisher

Assistant Coach Fred Williams

Assistant Coach Latricia Trammell

Assistant Coach Seimone Augustus

PRONUNCIATION CHART

PLAYER/COACH

Te'a Cooper

Nneka Ogumike

Chiney Ogumike

Nia Coffey

Amanda Zahui B.

Arella Guirantes

Asst. Coach Seimone Augustus

Asst. Coach Latricia Trammell

PRONUNCIATION

TAY-uh

NECK-uh Oh-gwoo-muh-kay

CHIN-ay Oh-gwoo-muh-kay

Knee-uh

Zow-ee-bee

uh-REL-uh guh-RAHN-tez

suh-MOAN

TRAM-uhl


2021 LA SPARKS ROSTER




Position: C
Height: 6'5"
DOB: 9/8/1993
College: Minnesota



Position: G
Height: 5'8"
DOB: 4/16/1997
College: Baylor




Position: C
Height: 6'4"
DOB: 7/16/1998
College: Russia



Position: F
Height: 6'1"
DOB: 6/11/1995
College: Northwestern




Position: F/C
Height: 6'3"
DOB: 3/21/1992
College: Stanford




Position: G
Height: 5'9"
DOB: 2/7/1994
College: Syracuse

**WILL JOIN TEAM AFTER
OVERSEAS COMMITMENTS**




Position: G
Height: 5'7"
DOB: 5/2/1991
College: Rutgers




Position: G
Height: 5'7"
DOB: 1/27/1987
College: Maryland




Position: G
Height: 5'11"
DOB: 10/15/1997
College: Rutgers



Position: F
Height: 6'2"
DOB: 7/2/1990
College: Stanford




Position: F/C
Height: 6'4"
DOB: 3/31/1997
College: California



Position: G
Height: 6'3"
DOB: 4/19/1994
College: West Virginia



Position: F
Height: 6'3"
DOB: 2/3/1998
College: Alabama



Position: G
Height: 6'
DOB: 5/10/1995
College: Stanford

COACHING STAFF




HEAD COACH



ASSISTANT COACH



ASSISTANT COACH



ASSISTANT COACH



**DIRECTOR OF
SPORTS MEDICINE/
HEAD ATHLETIC
TRAINER**



**PLAYER
DEVELOPMENT
COACH**

June 12 vs MN – Game Story

The Los Angeles Sparks battled the Minnesota Lynx at the Target Center in their road trip finale. Though the Sparks lost 80-64, the night was all about Seimone Augustus. It was the first time Augustus, the recently retired, and newly appointed Sparks Assistant Coach, returned to the Target Center since announcing her retirement. She played 14 of her 15 WNBA seasons with the Lynx where she won four WNBA titles, and created one of the most well-known rivalries in league history against the Sparks. The Lynx announced pre-game that her number 33 jersey will be retired in 2022. Augustus was visibly emotional during the pre-game honors, showing just how much the city of Minneapolis, the fans, and the game of basketball mean to her.



It was also a night of homecoming for Sparks Center Amanda Zahui B, who played at the University of Minnesota and guard Nia Coffey who is a native of St. Paul, MN. Zahui B. was an AP All American while playing for the Golden Gophers. Coffey is an alumnus of Hopkins High School in Minnetonka, MN where she became a McDonald's All American.

"She (Augustus) is one of the reasons why I wanted to play in the WNBA," Sparks Center Amanda Zahui B. said. "I don't think I have really grasped the fact that she's done, and what she has done for the game of basketball. She used to be my screensaver in high school. It was beautiful but emotional."

After pre-game festivities concluded, the first quarter started strong. Te'a Cooper led all scorers with eight points, as the Sparks shot 50% from the field. For every punch the Lynx provided, the Sparks answered. Cooper attacked the Lynx defense early, knocking down strong layups, proving herself to be an offensive weapon. The Sparks trailed 26-19 at the end of the first quarter.

Sparks veteran guard and two-time WNBA Champion Kristi Toliver tallied nine points in the second quarter to keep the Sparks within shooting distance. Zahui B. recorded eight points and got to the free throw line while battling WNBA legend Sylvia Fowles. The Lynx played stifling defense and held the Sparks to just 34% shooting from the field. Fowles led all Lynx players with eight points and four rebounds, to go along with 21 bench points. The Lynx led 49-35 at the half.

Los Angeles locked down defensively in the third quarter and went on a 19-5 scoring run to erase their halftime deficit. Toliver set up a perfect transition pass to Zahui B. off the fast-break, where she finished the easy layup to cut the lead to 54-52.

Los Angeles outscored Minnesota 22-8 in the period, which was the Sparks lowest opponent scoring quarter this season. Cooper knocked a long range three from the left wing to tie the game at 57 and end the third quarter. Towards the end of the third quarter, Sparks guard Erica Wheeler landed hard, was helped to the locker room and did not return.

"Fish really set the tone at halftime and told us 'You have the next half to go hard' We don't have another opportunity after the buzzer goes off." Cooper said. My mindset was just to be purposeful with what I am doing with every little detail."

The Lynx started the fourth quarter on an 8-0 run to take the lead 65-57. The Sparks responded with a layup and 3-pointer to cut the lead to 66-62 with five minutes to play. The Sparks struggled to regain momentum, as the Lynx cracked open the game to win 80 to 64. Cooper notched a new career-high with 17 points, while two other Sparks scored in double figures: Zahui B. (15) and Toliver (13).

"We showed signs of what we need to do to win games," Sparks Head Coach Derek Fisher said. "It's just about finding ways to sustain them."

Los Angeles Highlights:

- Te'a Cooper scored a career-high 17 points, recorded both her 50th career assist, and 50th career free throw
- Kristi Toliver matched her season-high of 5 assists
- Brittney Sykes recorded a season-high 4 assists and matched her season high of 6 rebounds
- Te'a Cooper led all scorers with 17 points, Amanda Zahui B. led the Sparks with 8 rebounds, Kristi Toliver led the Sparks with 5 assists
- Sparks defense held the Lynx to 8 points in the third quarter, the lowest of any Sparks opponent in any quarter this season

LAST TIME AGAINST PHOENIX - BOX SCORE

WOMEN'S NATIONAL BASKETBALL ASSOCIATION

OFFICIAL SCORER'S REPORT
FINAL BOX

Wednesday, August 19, 2020 WNBA Court 1, Bradenton, FL
Officials: #55 Eric Brewton, #7 Billy Smith, #31 Amy Bonner

Game Duration: 1:56
Attendance: Not Yet Counted

VISITOR: Phoenix Mercury (6-6)

	POS	MIN	FG	FGA	3P	3PA	FT	FTA	OR	DR	TOT	A	PF	ST	TO	BS	+/-	PTS
9 Sophie Cunningham	F	15:47	2	3	1	1	1	1	0	1	1	1	1	1	0	0	8	6
21 Brianna Turner	F	25:58	4	6	0	0	0	0	5	2	7	0	4	0	1	0	-2	8
42 Brittney Griner	C	33:27	5	13	0	0	3	3	0	6	6	1	2	1	4	1	-11	13
4 Skylar Diggins-Smith	G	30:26	2	9	0	3	0	0	0	4	4	5	2	0	4	0	-14	4
3 Diana Taurasi	G	31:22	6	17	4	10	3	4	0	6	6	4	2	1	3	1	-8	19
14 Bria Hartley		24:12	4	9	2	5	0	0	0	3	3	9	3	2	3	0	2	10
1 Kia Vaughn		07:56	0	1	0	0	0	0	1	3	4	1	0	0	1	0	-6	0
10 Nia Coffey		16:17	2	3	0	1	0	0	0	3	3	1	2	0	0	0	-12	4
11 Alanna Smith		12:39	4	5	0	1	2	2	1	2	3	1	2	0	0	1	1	10
2 Shatori Walker-Kimbrough		01:56	0	0	0	0	0	0	0	0	0	0	0	0	1	0	-3	0
51 Jessica Breland	NWT - Injury/Illness - Medical Exemption																	
5 Shey Peddy	DNP - Coach's decision																	
200:00			29	66	7	21	9	10	7	30	37	23	18	5	17	3	-9	74
			43.9%		33.3%		90%		TM REB: 4		TOT TO: 18 (21 PTS)							

HOME: LOS ANGELES SPARKS (8-3)

	POS	MIN	FG	FGA	3P	3PA	FT	FTA	OR	DR	TOT	A	PF	ST	TO	BS	+/-	PTS
15 Brittney Sykes	F	26:18	5	12	1	4	5	7	1	0	1	0	5	1	0	0	9	16
30 Nneka Ogumike	F	27:45	5	10	0	1	0	0	0	6	6	1	0	1	0	0	11	10
3 Candace Parker	C	27:23	3	8	2	3	8	10	2	10	12	4	1	2	2	1	7	16
24 Sydney Wiese	G	24:57	2	5	1	4	0	0	0	4	4	1	1	0	0	0	10	5
12 Chelsea Gray	G	31:37	7	16	0	0	2	2	2	4	6	6	0	3	2	0	18	16
2 Riquna Williams		16:41	3	7	0	3	0	0	0	2	2	2	1	1	0	0	-10	6
10 Tierra Ruffin-Pratt		13:28	0	1	0	0	2	2	0	0	0	1	1	1	1	1	2	2
33 Seimone Augustus		18:46	4	7	0	0	1	2	0	3	3	1	0	1	0	0	-6	9
4 Te'a Cooper		06:15	0	1	0	0	0	0	0	0	0	1	1	1	3	0	-2	0
31 Kristine Anigwe		06:50	1	2	0	0	1	2	0	0	0	0	2	1	1	0	6	3
1 Reshanda Gray	DNP - Coach's decision																	
21 Marie Göllich	DNP - Coach's decision																	
200:00			30	69	4	15	19	25	5	29	34	17	12	12	9	2	9	83
			43.5%		26.7%		76%		TM REB: 8		TOT TO: 9 (9 PTS)							

SCORE BY PERIOD	1	2	3	4	FINAL
Mercury	10	16	23	25	74
SPARKS	24	18	20	21	83

Inactive: Mercury -

Inactive: Sparks -

Points in the Paint: Mercury 32 (16/30), SPARKS 32 (16/31) Biggest Lead: Mercury 2, SPARKS 23

2nd Chance Points: Mercury 10 (3/4), SPARKS 9 (3/7) Lead Changes: 1

Fast Break Points: Mercury 7 (3/3), SPARKS 4 (2/5) Times Tied: 0

Technical fouls - Individual

Mercury (1): Taurasi 4:20 3rd

SPARKS (0): NONE

LOS ANGELES SPARKS HIGHS

Points, Game.....98 vs. IND 6/3
 Points, First Half.....48 vs. IND 6/3
 Points, Second Half.....50 vs. IND 6/3
 Points, 1Q.....27 vs. DAL 5/14
 Points, 2Q.....24 @ CHI 5/30
 Points, 3Q.....23 vs. IND 6/3
 Points, 4Q.....27 vs. IND 6/3
 Points, Overtime..... 9 @ CHI 5/30

Field Goals Made.....37 vs. IND 6/3
 Field Goals Att.....78 vs. DAL 5/14
 Field Goal Percentage.....56.1% vs. IND 6/3
 3FG Made.....14 vs. IND 6/3
 3FG Att.....30 @ DAL 6/1
 3FG Percentage.....50.0% vs. IND 6/3
 Free Throws Made.....19 @ WAS 6/10
 Free Throws Att.....28 @ WAS 6/10
 FT Percentage.....91.7% @ DAL 6/1

Offensive Rebounds.....9 @ MIN 6/12
 Defensive Rebounds....29 vs. CHI 6/5
 Total Rebounds.....38 vs. CHI 6/5
 Assists.....20 @ CHI 5/30
 Steals.....13 @ CHI 5/28
 Turnovers.....19 @ CHI 5/30
 Blocked Shots.....10 @ DAL 6/1
 Personal Fouls.....24 @ LVA 5/21

OPPONENT HIGHS

Points, Game.....97 @ LVA 5/21
 Points, First Half.....56 @ LVA 5/21
 Points, Second Half.....50 vs. DAL 5/14
 Points, 1Q.....27 @ CHI 5/30
 Points, 2Q.....31 @ LVA 5/21
 Points, 3Q.....26 vs. DAL 5/14
 Points, 4Q.....25 @ DAL 6/1
 Points, Overtime.....6 @ CHI 5/30

Field Goals Made.....34 vs. DAL 5/14
 Field Goals Att.....71 @ WAS 6/10
 Field Goal Percentage.....53.2% @ LVA 5/21
 3FG Made.....11 @ MIN 6/12
 3FG Att.....30 @ DAL 6/1
 3FG Percentage.....50.0% @ MIN 6/12
 Free Throws Made.....27 @ LVA 5/21
 Free Throws Att.....32 @ LVA 5/21
 FT Percentage.....100% @ CHI 5/30

LOS ANGELES SPARKS LOWS

-Points, Game.....64 @ MIN 6/12
 -Points, First Half.....28 @ DAL 6/1
 -Points, Second Half..... 28 vs. CHI 6/5
 -Points, 1Q.....13 @ CHI 5/30
 -Points, 2Q.....7 @ DAL 6/1
 -Points, 3Q.....9 vs. CHI 6/5
 -Points, 4Q.....7 @ MIN 6/10
 -Points, Overtime..... 9 @ CHI 5/30

-Field Goals Made..... 22 @ WAS 6/10
 -Field Goals Att..... 64 @ DAL 6/1
 -Field Goal Percentage.....32.8% @ WAS 6/10
 -3FG Made.....3 vs. CHI 6/5
 -3FG Att..... 17 @ LVA 5/21
 -3FG Percentage..... 15.8% vs. CHI 6/5
 -Free Throws Made.....8 vs. DAL 5/14
 -Free Throws Att..... 11 vs. IND 6/3
 -FT Percentage..... 57.1% vs. DAL 5/14

-Offensive Rebounds.....2 vs. IND 6/3
 -Defensive Rebounds..... 18 @ MIN 6/12
 -Total Rebounds..... 24 @ DAL 6/1
 -Assists..... 11 @ DAL 6/1
 -Steals..... 4 vs. CHI 6/5
 -Turnovers..... 8 vs. IND 6/3
 -Blocked Shots..... 4 @ WAS 6/10
 -Personal Fouls..... 17 vs. DAL 5/14

OPPONENT LOWS

-Points, Game.....63 vs. CHI 6/5
 -Points, First Half.....25 vs. IND 6/3
 -Points, Second Half.....28 @ CHI 5/28
 -Points, 1Q.....10 @ CHI 5/30
 -Points, 2Q.....11 vs. IND 6/3
 -Points, 3Q.....8 @ MIN 6/12
 -Points, 4Q.....14 vs. CHI 6/5
 -Points, Overtime.....6 @ CHI 5/30

-Field Goals Made..... 12 @ CHI 5/30
 -Field Goals Att..... 12 @ CHI 5/30
 -Field Goal Percentage.....33.9% vs. CHI 6/5
 -3FG Made..... 5 vs. CHI 6/5
 -3FG Att.....14 @ LVA 5/21
 -3FG Percentage..... 27.8% vs. CHI 6/5
 -Free Throws Made..... 11 vs. IND 6/3
 -Free Throws Att.....12 @ DAL 6/1
 -FT Percentage.....68.8% vs. IND 6/3

2021 TEAM BOX SCORE

Date	Opponent	MINS	FG-A	PCT	3PM-A	PCT	FTM-A	PCT	OFF	DEF	TOI	AST	STL	BLK	TO	PF	PTS
5/14	vs DAL	40:00	28-78	.359	7-27	.259	8-14	.571	6	19	25	15	12	3	15	17	71
5/21	@ LVA	40:00	27-74	.365	5-17	.294	10-15	.667	5	23	28	18	8	1	11	24	69
5/28	@CHI	40:00	26-66	.394	9-19	.474	15-18	.833	9	21	30	17	13	3	20	18	76
5/30	@CHI	45:00	30-73	.411	8-18	.444	14-18	.778	8	25	33	20	11	8	20	19	82
6/1	@DAL	40:00	24-64	.375	10-30	.333	11-12	.917	4	20	24	11	5	10	12	19	69
6/3	vs IND	40:00	37-66	.561	14-28	.500	10-11	.909	2	25	27	14	9	4	8	18	98
6/5	vs CHI	40:00	25-68	.368	3-19	15.8	15-21	.714	9	29	38	13	4	6	11	20	68
6/10	@WAS	40:00	22-67	.328	8-23	.348	19-28	.679	9	22	31	13	6	4	11	19	71
6/12	@MIN	40:00	23-70	.329	8-23	.348	10-12	.833	9	18	27	15	9	5	13	18	64
6/16	vs PHO																
6/18	vs PHO																
6/20	vs NYL																
6/24	vs WAS																
6/26	@PHO																
6/30	vs LVA																
7/2	vs LVA																
7/4	vs SEA																
7/7	@SEA																
7/11	vs MIN																
8/15	vs IND																
8/17	vs ATL																
8/19	vs ATL																
8/22	@NYL																
8/24	@WAS																
8/26	@CON																
8/28	@CON																
8/31	@IND																
9/2	@MIN																
9/9	vs CON																
9/12	vs SEA																
9/16	@ATL																
9/19	@DAL																
Total	—	365:00	242-626	.387	72-205	.351	112-149	.752	61	202	263	136	77	44	125	172	668

2021 TEAM AVERAGES


	G	MPG	PPG	RPG	APG	SPG	BPG	FG%	3FG%	FT%	TO	PF
Sparks	9	40.6	74.2	29.2	15.1	8.6	4.9	38.7	35.1	75.2	13.1	19.1
Opponent	9	40.6	78.3	41.2	17.1	6.3	5.3	42.2	36.8	83.9	20.4	19.4

#1	AMANDA ZAHUI B.	CENTER	6-5	9/8/93	MINNESOTA	7TH SEASON
----	-----------------	--------	-----	--------	-----------	------------

2021 Regular Season Averages:

G-GS	PPG	RPG	APG	SPG	BPG	MPG	FG%	3FG%	FT%
7-4	11.3	6.0	0.7	0.9	1.7	25.7	47.7	29.4	77.8

	2021 Season Highs	Career Highs	Playoff Career Highs
PTS	17, @ CHI 5/30/21	37, @ LAS 6/15/19	2, vs PHO 9/24/16
REB	10, vs CHI 6/5/21	21, @ LVA 8/29/20	2, two times
AST	2, two times	5, two times	—
STL	2, @ CHI 5/28/21	4, vs. MIN 8/5/20	—
BLK	4, vs CHI 6/5/21	6, vs. LAS 6/4/19	1, @ PHO 9/17/15
FGM	7, @ CHI 5/30/21	13, @ LAS 6/15/19	1, vs PHO 9/24/16
3FGM	2, four times	7, @ LAS 6/15/19	—
FTM	3, @ MIN 6/12/21	6, two times	—
MINS	36:20, @ MIN 6/12/21	36:20, @ MIN 6/12/21	6, vs PHO 9/24/16



GAME BY GAME STATS

Date	Opponent	MINS	FG-A	PGI	3PM-A	PGI	FTM-A	PGI	QFF	DEF	TOI	AST	STL	BLK	TO	PF	PTS
5/14	vs DAL	DNP - Back	—	—	—	—	—	—	—	—	—	—	—	—	—	—	—
5/21	@ LVA	DNP - Back	—	—	—	—	—	—	—	—	—	—	—	—	—	—	—
5/28	@CHI	16:24	3-5	.600	2-3	.667	0-0	—	0	2	2	0	2	1	4	3	8
5/30	@CHI	34:59	7-8	.875	2-3	.667	1-1	1.000	0	8	8	0	1	3	3	3	17
6/1	@DAL	21:28	4-9	.444	2-6	.333	0-0	—	1	2	3	2	1	1	3	2	10
6/3	vs IND	24:16	3-9	.333	1-7	.143	0-0	—	0	7	7	2	0	1	1	2	7
6/5	vs CHI	30:53	6-14	.429	0-5	.000	1-2	.500	2	8	10	2	1	4	1	4	13
6/10	@WAS	15:52	3-6	.500	1-2	.500	2-2	1.000	0	4	4	0	0	1	3	3	9
6/12	@MIN	36:20	5-14	.357	2-8	.250	3-4	.750	2	6	8	0	1	1	0	5	15
6/16	vs PHO																
6/18	vs PHO																
6/20	vs NYL																
6/24	vs WAS																
6/26	@PHO																
6/30	vs LVA																
7/2	vs LVA																
7/4	vs SEA																
7/7	@SEA																
7/11	vs MIN																
8/15	vs IND																
8/17	vs ATL																
8/19	vs ATL																
8/22	@NYL																
8/24	@WAS																
8/26	@CON																
8/28	@CON																
8/31	@IND																
9/2	@MIN																
9/9	vs CON																
9/12	vs SEA																
9/16	@ATL																
9/19	@DAL																
Total	—	180:12	31-65	.477	10-34	.294	7-9	.778	5	37	42	5	6	12	15	22	79

#2	TE'A COOPER	GUARD	5-8	4/16/97	BAYLOR	2ND SEASON
----	-------------	-------	-----	---------	--------	------------

2021 Regular Season Averages:

G-GS	PPG	RPG	APG	SPG	BPG	MPG	FG%	3FG%	FT%
9-5	9.4	1.7	1.2	1.0	0.3	22.0	32.5	30.4	80.0

	2021 Season Highs	Career Highs	Playoff Career Highs
PTS	17, @ MIN 6/12/21	17, @ MIN 6/12/21	3, vs CON 9/17/20
REB	3, three times	6, @CON 8/28/20	—
AST	4, @ DAL 6/1/21	4, two times	2, vs CON 9/17/20
STL	2, three times	2, three times	1, vs CON 9/17/20
BLK	2, @ MIN 6/12/21	2, @ MIN 6/12/21	—
FGM	6, @ MIN 6/12/21	6, two times	1, vs CON 9/17/20
3FGM	2, two times	3, @NYL 9/8/20	1, vs CON 9/17/20
FTM	5, @ WASH 6/10/21	5, two times	—
MINS	32:25, vs CHI 6/5/21	32:50, @DAL 6/1/21	20, vs CON 9/17/20



GAME BY GAME STATS

Date	Opponent	MINS	FG-A	PCT	3PM-A	PCT	FTM-A	PCT	OFF	DEF	TQT	AST	STL	BLK	TO	PF	PTS
5/14	vs DAL	17:30	1-10	.100	1-3	.333	1-2	.500	0	2	2	1	2	0	1	2	4
5/21	@ LVA	21:13	2-5	.400	2-3	.667	2-2	1.000	0	1	1	1	1	0	2	3	8
5/28	@CHI	13:40	2-9	.222	0-3	.000	1-2	.500	0	0	0	0	0	0	1	4	5
5/30	@CHI	10:10	0-6	.000	0-0	—	0-0	—	0	3	3	1	1	0	3	0	0
6/1	@DAL	32:50	4-12	.333	0-3	.000	4-4	1.000	0	3	3	4	1	0	0	3	12
6/3	vs IND	17:09	5-8	.625	1-2	.500	4-5	.800	0	1	1	0	0	0	1	3	15
6/5	vs CHI	32:25	4-9	.444	1-4	.250	4-6	.667	0	2	2	0	0	0	2	3	13
6/10	@WAS	21:33	3-14	.214	0-2	.000	5-6	.833	1	2	3	2	2	1	2	2	11
6/12	@MIN	31:24	6-10	.600	2-3	.667	3-3	1.000	0	1	1	2	2	2	4	2	17
6/16	vs PHO																
6/18	vs PHO																
6/20	vs NYL																
6/24	vs WAS																
6/26	@PHO																
6/30	vs LVA																
7/2	vs LVA																
7/4	vs SEA																
7/7	@SEA																
7/11	vs MIN																
8/15	vs IND																
8/17	vs ATL																
8/19	vs ATL																
8/22	@NYL																
8/24	@WAS																
8/26	@CON																
8/28	@CON																
8/31	@IND																
9/2	@MIN																
9/9	vs CON																
9/12	vs SEA																
9/16	@ATL																
9/19	@DAL																
Total	—	198:41	27-83	.325	7-23	.304	24-30	.800	1	14	15	11	9	3	16	22	85

#7	MARIA VADEEVA	CENTER	6-4	7/16/98	RUSSIA	3RD SEASON
----	---------------	--------	-----	---------	--------	------------

2019 Regular Season Averages:

G-GS	PPG	RPG	APG	SPG	BPG	MPG	FG%	3FG%	FT%
15-1	7.8	3.9	0.7	1.0	0.2	12.0	.490	.313	.769

	2019 Season Highs	Career Highs	Playoff Career Highs
PTS	24, @ LVA 5/26/19	24, @ LVA 5/26/19	2, two times
REB	8, two times	8, two times	4, vs CON 9/22/19
AST	3, two times	3, two times	2, vs SEA 9/15/19
STL	3, vs MIN 8/20/19	3, vs MIN 8/20/19	—
BLK	3, @ LVA 5/26/19	3, two times	1, three times
FGM	11, @ LVA 5/26/19	11, @ LVA 5/26/19	1, two times
3FGM	2, @ LVA 5/26/19	2, two times	—
FTM	4, vs SEA 8/4/19	4, vs SEA 8/4/19	—
MINS	24:12, @ LVA 5/26/19	24:12, @ LVA 5/26/19	13:30 vs CON 9/22/19



GAME BY GAME STATS

[illegible]

#12	NIA COFFEY	FORWARD	6-1	6/11/95	NORTHWESTERN	5TH SEASON
-----	------------	---------	-----	---------	--------------	------------

2021 Regular Season Averages:

G-GS	PPG	RPG	APG	SPG	BPG	MPG	FG%	3FG%	FT%
9-5	9.6	4.4	1.0	1.1	1.9	25.1	44.9	48.5	66.7

	2021 Season Highs	Career Highs	Playoff Career Highs
PTS	17, @ CHI 5/30/21	23, vs SEA 5/27/18	—
REB	9, vs CHI 6/5/21	12, vs PHO 6/17/18	—
AST	3, vs CHI 6/5/21	6, @ CHI 6/3/18	—
STL	4, @ CHI 5/30/21	4, @CHI 5/30/21	—
BLK	6, @ DAL 6/1/21	6, @DAL 6/1/21	—
FGM	6, @CHI 5/30/21	8, vs SEA 5/27/18	—
3FGM	3, three times	3, four times	—
FTM	4, two times	7, two times	—
MINS	32:58, vs CHI 6/5/21	32:58, vs CHI 6/5/21	—



GAME BY GAME STATS

Date	Opponent	MINS	FG-A	PCT	3PM-A	PCT	FTM-A	PCT	OFF	DEF	TQT	AST	STL	BLK	TO	PF	PTS
5/14	vs DAL	19:41	4-8	.500	2-4	.500	0-2	.000	2	2	4	1	1	2	4	2	10
5/21	@ LVA	20:43	3-7	.429	1-2	.500	1-2	.500	0	3	3	0	1	0	0	1	8
5/28	@CHI	16:59	3-5	.600	3-4	.750	0-0	—	1	4	5	1	1	1	0	1	9
5/30	@CHI	31:04	6-12	.500	3-5	.600	0-0	—	1	3	4	1	4	2	1	2	17
6/1	@DAL	28:28	3-8	.375	2-5	.400	0-0	—	1	5	6	1	1	6	1	4	8
6/3	vs IND	30:36	4-4	1.000	3-3	1.000	4-5	.800	0	1	1	1	0	2	0	4	13
6/5	vs CHI	32:25	4-11	.364	0-3	.000	2-2	1.000	1	8	9	3	3	2	0	2	10
6/10	@WAS	20:12	1-8	.125	0-3	.000	3-4	.750	2	2	4	0	0	0	0	2	5
6/12	@MIN	24:52	3-6	.500	2-4	.500	0-0	—	1	3	4	1	0	2	3	4	8
6/16	vs PHO																
6/18	vs PHO																
6/20	vs NYL																
6/24	vs WAS																
6/26	@PHO																
6/30	vs LVA																
7/2	vs LVA																
7/4	vs SEA																
7/7	@SEA																
7/11	vs MIN																
8/15	vs IND																
8/17	vs ATL																
8/19	vs ATL																
8/22	@NYL																
8/24	@WAS																
8/26	@CON																
8/28	@CON																
8/31	@IND																
9/2	@MIN																
9/9	vs CON																
9/12	vs SEA																
9/16	@ATL																
9/19	@DAL																
Total	—	226:48	31-69	.444	14-29	.483	8-12	.667	8	28	36	8	10	15	6	18	78

#13	CHINEY OGWUMIKE	FORWARD/CENTER	6-3	3/21/92	STANFORD	5TH SEASON
-----	-----------------	----------------	-----	---------	----------	------------

2021 Regular Season Averages:

G-GS	PPG	RPG	APG	SPG	BPG	MPG	FG%	3FG%	FT%
3-3	9.0	5.7	2.0	0.7	0.7	27.3	34.5	66.7	71.4

	2021 Season Highs	Career Highs	Playoff Career Highs
PTS	12, vs DAL 5/14/21	30, vs SEA 6/15/18	10, @CON 9/19/19
REB	6, two times	17, vs NY 6/29/14	5, @CON 9/19/19
AST	2, three times	4, vs NY 6/14/19	2, vs SEA 9/15/19
STL	1, two times	4, two times	2, vs PHX 9/23/19
BLK	1, @ CHI 5/28/21	7, vs DAL 7/20/16	2, @CON 9/17/19
FGM	5, vs DAL 5/14/21	13, vs SEA 6/15/18	14 @CON 9/19/19
3FGM	2, vs DAL 5/14/21	2, vs DAL 5/14/21	—
FTM	3, @ LVA 5/21/21	8, two times	—
MINS	30:40, @ LVA 5/21/21	40, two times	19, vs PHO 8/23/18



GAME BY GAME STATS

Date	Opponent	MINS	FG-A	PCT	3PM-A	PCT	FTM-A	PCT	OFF	DEF	TOT	AST	STL	BLK	TQ	PE	PTS
5/14	vs DAL	27:11	5-11	.455	2-3	.667	0-0	—	1	5	6	2	1	0	1	4	12
5/21	@ LVA	30:40	4-10	.400	0-0	—	3-5	.600	3	2	5	2	1	0	2	5	11
5/28	@CHI	24:00	1-8	.125	0-0	—	2-2	1.000	2	4	6	2	0	1	3	4	4
5/30	@CHI	DNP - KNEE	—	—	—	—	—	—	—	—	—	—	—	—	—	—	—
6/1	@DAL	DNP - KNEE	—	—	—	—	—	—	—	—	—	—	—	—	—	—	—
6/3	vs IND	DNP - KNEE	—	—	—	—	—	—	—	—	—	—	—	—	—	—	—
6/5	vs CHI	DNP - KNEE	—	—	—	—	—	—	—	—	—	—	—	—	—	—	—
6/10	@WAS	DNP - KNEE	—	—	—	—	—	—	—	—	—	—	—	—	—	—	—
6/12	@MIN	DNP - KNEE	—	—	—	—	—	—	—	—	—	—	—	—	—	—	—
6/16	vs PHO																
6/18	vs PHO																
6/20	vs NYL																
6/24	vs WAS																
6/26	@PHO																
6/30	vs LVA																
7/2	vs LVA																
7/4	vs SEA																
7/7	@SEA																
7/11	vs MIN																
8/15	vs IND																
8/17	vs ATL																
8/19	vs ATL																
8/22	@NYL																
8/24	@WAS																
8/26	@CON																
8/28	@CON																
8/31	@IND																
9/2	@MIN																
9/9	vs CON																
9/12	vs SEA																
9/16	@ATL																
9/19	@DAL																
Total	—	81:51	10-29	.345	2-3	.667	5-7	.714	6	11	17	6	2	1	6	13	27

2021 Regular Season Averages:

G-GS	PPG	RPG	APG	SPG	BPG	MPG	FG%	3FG%	FT%
9-2	5.8	3.9	2.2	1.6	0.6	24.6	28.1	20.0	72.2

	2021 Season Highs	Career Highs	Playoff Career Highs
PTS	11, @ CHI 5/28/21	33, vs PHO 9/3/17	17, @WAS 8/31/18
REB	6, two times	13, vs PHO 7/25/17	6, vs WAS 8/28/18
AST	4, @ MIN 6/12/21	7, vs IND 7/1/18	3, vs WAS 9/4/18
STL	5, @ CHI 5/28/21	5, two times	2, two times
BLK	2, @CHI 5/30/21	3, three times	1, vs WAS 8/28/18
FGM	4, two times	12, vs PHO 9/3/17	6, three times
3FGM	2, @ CHI 5/30/21	4, two times	3, two times
FTM	4, two times	12, vs WAS 7/19/17	2, two times
MINS	28:22, @ CHI 5/28/21	37, vs CON 8/15/17	28, @WAS 9/2/18



GAME BY GAME STATS

Date	Opponent	MINS	FG-A	PCT	3PM-A	PCT	FTM-A	PCT	QFF	DEF	TQT	AST	STL	BLK	TO	PF	PTS
5/14	vs DAL	26:34	2-7	.286	0-4	.000	2-4	.500	0	2	2	3	2	1	1	0	6
5/21	@ LVA	22:33	1-7	.143	0-5	.000	0-0	—	0	2	2	2	0	0	0	1	2
5/28	@CHI	28:22	4-11	.364	1-3	.333	2-2	1.000	2	3	5	3	5	0	3	3	11
5/30	@CHI	25:59	2-6	.333	2-3	.667	0-0	—	2	1	3	2	1	2	2	4	6
6/1	@DAL	25:13	1-6	.167	0-2	.000	4-4	1.000	0	4	4	1	0	1	2	3	6
6/3	vs IND	26:17	4-9	.444	0-1	.000	0-0	—	1	5	6	2	3	0	1	2	8
6/5	vs CHI	20:20	0-3	.000	0-0	—	1-2	.500	0	4	4	2	0	0	0	3	1
6/10	@WAS	21:26	3-8	.375	0-1	.000	4-6	.667	1	2	3	1	0	1	0	1	10
6/12	@MIN	24:36	1-7	.143	0-0	—	0-0	—	2	4	6	4	3	0	0	2	2
6/16	vs PHO																
6/18	vs PHO																
6/20	vs NYL																
6/24	vs WAS																
6/26	@PHO																
6/30	vs LVA																
7/2	vs LVA																
7/4	vs SEA																
7/7	@SEA																
7/11	vs MIN																
8/15	vs IND																
8/17	vs ATL																
8/19	vs ATL																
8/22	@NYL																
8/24	@WAS																
8/26	@CON																
8/28	@CON																
8/31	@IND																
9/2	@MIN																
9/9	vs CON																
9/12	vs SEA																
9/16	@ATL																
9/19	@DAL																
Total	—	221:33	18-64	.281	3-15	.200	13-18	.722	8	27	35	20	14	5	9	19	52

#17	ERICA WHEELER	GUARD	5-7	5/2/91	RUTGERS	6TH SEASON
-----	---------------	-------	-----	--------	---------	------------

2021 Regular Season Averages:

G-GS	PPG	RPG	APG	SPG	BPG	MPG	FG%	3FG%	FT%
9-9	10.9	2.0	3.6	1.3	0.0	25.2	37.0	34.8	88.0

	2021 Season Highs	Career Highs	Playoff Career Highs
PTS	22, vs CHI 6/5/21	33, @NYL 8/8/17	10, vs PHO 9/21/16
REB	5, vs CHI 6/5/21	7, three times	3, vs PHO 9/21/16
AST	7, @ CHI 5/30/21	10, @ATL 6/14/18	3, vs PHO 9/21/16
STL	3, two times	5, vs ATL 7/31/19	—
BLK	—	2, @LVA 6/29/19	—
FGM	7, vs CHI 6/5/21	12, @NYL 8/8/17	3, vs PHO 9/21/16
3FGM	3, vs IND 6/3/21	7, @NYL 8/8/17	2, vs PHO 9/21/16
FTM	7, vs CHI 6/5/21	9, vs PHO 6/7/17	2, vs PHO 9/21/16
MINS	34:50, @ CHI 5/30/21	42, vs PHO 6/7/17	25, vs PHO 9/21/16



GAME BY GAME STATS

Date	Opponent	MINS	FG-A	FT	3PM-A	PT	FTM-A	PT	QFF	DEF	TO	AST	STL	BLK	TO	PF	PTS
5/14	vs DAL	19:25	2-8	.250	0-3	.000	0-0	—	0	2	2	2	0	0	3	4	4
5/21	@ LVA	19:14	3-6	.500	0-1	.000	0-0	—	0	3	3	1	2	0	2	3	6
5/28	@CHI	25:44	3-5	.500	1-1	1.000	6-7	.857	0	0	0	6	3	0	2	0	13
5/30	@CHI	34:50	6-19	.316	0-1	.000	5-6	.833	0	0	0	7	3	0	5	4	17
6/1	@DAL	22:08	2-12	.167	1-5	.200	0-0	—	0	2	2	0	1	0	2	2	5
6/3	vs IND	24:10	5-9	.556	3-4	.750	1-1	1.000	0	1	1	5	2	0	2	3	14
6/5	vs CHI	34:25	7-13	.538	1-3	.333	7-7	1.000	1	4	5	5	0	0	3	2	22
6/10	@WAS	25:40	3-10	.300	2-4	.500	0-0	—	0	3	3	4	1	0	1	1	8
6/12	@MIN	21:48	3-9	.333	0-0	—	3-4	.750	1	1	2	2	0	0	1	0	9
6/16	vs PHO																
6/18	vs PHO																
6/20	vs NYL																
6/24	vs WAS																
6/26	@PHO																
6/30	vs LVA																
7/2	vs LVA																
7/4	vs SEA																
7/7	@SEA																
7/11	vs MIN																
8/15	vs IND																
8/17	vs ATL																
8/19	vs ATL																
8/22	@NYL																
8/24	@WAS																
8/26	@CON																
8/28	@CON																
8/31	@IND																
9/2	@MIN																
9/9	vs CON																
9/12	vs SEA																
9/16	@ATL																
9/19	@DAL																
Total	—	227:44	34-92	.370	8-23	.348	22-25	.880	2	16	18	32	12	0	21	19	98

#20	KRISTI TOLIVER	GUARD	5-7	1/27/87	MARYLAND	12TH SEASON
-----	----------------	-------	-----	---------	----------	-------------

2021 Regular Season Averages:

G-GS	PPG	RPG	APG	SPG	BPG	MPG	FG%	3FG%	FT%
9-9	9.1	1.1	2.9	0.4	0.0	25.8	45.3	43.8	90.9

	2021 Season Highs	Career Highs	Playoff Career Highs
PTS	22, vs IND 6/3/21	43, vs TUL 7/3/15	32, @NYL 9/10/17
REB	2, four times	9, @CON 8/6/13	6, vs PHO 9/23/13
AST	5, three times	11, vs IND 8/8/19	10, @CON 10/6/19
STL	1, four times	4, three times	5, @CHI 10/4/16
BLK	—	2, four times	1, four times
FGM	8, vs IND 6/3/21	15, vs TUL 7/3/15	10, @NYL 9/10/17
3FGM	4, @DAL 6/1/21	7, three times	9, @NYL 9/10/17
FTM	3, two times	14, vs TUL 6/20/12	10, vs SAS 9/27/12
MINS	33:06, @ MIN 6/12/21	44, vs TUL 6/8/13	40, 8/31/18



GAME BY GAME STATS

Date	Opponent	MINS	FG-A	PCI	3PM-A	PCI	FTM-A	PCI	OFF	DEF	TOI	ASI	STL	BLK	IO	PE	PTS
5/14	vs DAL	24:11	4-6	.667	2-4	.500	1-2	.500	0	0	0	2	1	0	3	1	11
5/21	@ LVA	18:14	3-6	.500	1-3	.333	2-2	1.000	0	2	2	5	0	0	2	4	9
5/28	@CHI	22:00	1-1	1.000	0-0	—	3-3	1.000	0	1	1	1	0	0	1	1	5
5/30	@CHI	27:17	0-3	.000	0-2	.000	0-0	—	0	1	1	5	1	0	1	1	0
6/1	@DAL	26:23	5-6	.833	4-5	.800	0-0	—	0	0	0	2	1	0	2	4	14
6/3	vs IND	27:41	8-12	.667	3-7	.429	3-3	1.000	0	2	2	0	0	0	2	2	22
6/5	vs CHI	29:12	2-8	.250	1-2	.500	0-0	—	2	0	2	2	0	0	2	4	5
6/10	@WAS	24:01	1-4	.250	1-3	.333	0-0	-	0	2	2	3	0	0	1	1	3
6/12	@MIN	33:06	5-18	.278	2-6	.333	1-1	1.000	0	0	0	5	1	0	3	3	13
6/16	vs PHO																
6/18	vs PHO																
6/20	vs NYL																
6/24	vs WAS																
6/26	@PHO																
6/30	vs LVA																
7/2	vs LVA																
7/4	vs SEA																
7/7	@SEA																
7/11	vs MIN																
8/15	vs IND																
8/17	vs ATL																
8/19	vs ATL																
8/22	@NYL																
8/24	@WAS																
8/26	@CON																
8/28	@CON																
8/31	@IND																
9/2	@MIN																
9/9	vs CON																
9/12	vs SEA																
9/16	@ATL																
9/19	@DAL																
Total	—	233:04	29-64	.453	14-32	.438	10-11	.909	2	8	10	26	4	0	17	21	82

#22	ARELLA GUIRANTES	GUARD	5-11	10/15/97	RUTGERS	1ST SEASON
-----	------------------	-------	------	----------	---------	------------

2021 Regular Season Averages:

G-GS	PPG	RPG	APG	SPG	BPG	MPG	FG%	3FG%	FT%
8-2	3.9	1.6	0.6	0.6	0.3	12.0	28.2	45.5	66.7

	2021 Season Highs	Career Highs	Playoff Career Highs
PTS	6, @ LVA 5/21/21	6, @ LVA 5/21/21	—
REB	5, @ LVA 5/21/21	5, @ LVA 5/21/21	—
AST	2, @ CHI 5/28/21	2, @ CHI 5/28/21	—
STL	2, vs IND 6/3/21	2, vs IND 6/3/21	—
BLK	1, vs IND 6/3/21	1, vs IND 6/3/21	—
FGM	2, four times	2, four times	—
3FGM	1, three times	1, three times	—
FTM	2, @ LVA 5/21/21	2, @ LVA 5/21/21	—
MINS	21:19, @ LVA 5/21/21	21:19, @ LVA 5/21/21	—



GAME BY GAME STATS

Date	Opponent	MINS	FG-A	PCT	3PM-A	PCT	FTM-A	PCT	OFF	DEF	TOT	AST	STL	BLK	TO	PF	PTS
5/14	vs DAL	8:10	2-5	.400	0-2	.000	0-0	—	0	0	0	0	1	0	0	0	4
5/21	@ LVA	21:19	2-9	.222	0-3	.000	2-2	1.000	1	4	5	1	1	0	0	2	6
5/28	@CHI	14:26	2-7	.285	1-1	1.000	0-0	—	1	0	1	2	0	0	0	1	5
5/30	@CHI	5:17	1-2	.500	1-1	1.000	0-0	—	1	1	2	1	0	0	1	0	3
6/1	@DAL	DNP-COACH	—	—	—	—	—	—	—	—	—	—	—	—	—	—	—
6/3	vs IND	19:51	2-6	.333	1-1	1.000	0-0	—	0	2	2	1	2	1	0	0	5
6/5	vs CHI	3:38	0-2	.000	0-0	—	0-0	—	0	1	1	0	0	0	2	1	0
6/10	@WAS	17:01	2-6	.333	2-3	.667	2-4	.500	0	0	0	0	1	1	0	0	8
6/12	@MIN	6:21	0-2	.000	0-0	—	0-0	—	1	1	2	0	0	0	1	1	0
6/16	vs PHO																
6/18	vs PHO																
6/20	vs NYL																
6/24	vs WAS																
6/26	@PHO																
6/30	vs LVA																
7/2	vs LVA																
7/4	vs SEA																
7/7	@SEA																
7/11	vs MIN																
8/15	vs IND																
8/17	vs ATL																
8/19	vs ATL																
8/22	@NYL																
8/24	@WAS																
8/26	@CON																
8/28	@CON																
8/31	@IND																
9/2	@MIN																
9/9	vs CON																
9/12	vs SEA																
9/16	@ATL																
9/19	@DAL																
Total	—	97:02	11-39	.282	5-11	.455	4-6	.667	4	9	13	5	5	2	4	5	31

2021 Regular Season Averages:

G-GS	PPG	RPG	APG	SPG	BPG	MPG	FG%	3FG%	FT%
5-5	16.4	7.0	1.2	0.6	0.2	29.6	58.6	33.3	80.0

	2021 Season Highs	Career Highs	Playoff Career Highs
PTS	21, @ CHI 5/30/21	38, vs ATL 6/30/16	27, vs CHI 9/28/16
REB	9, two times	20, @ IND 7/12/12	14, vs PHO 9/19/13
AST	3, @ LVA 5/21/21	8, two times	6, vs CHI 9/28/16
STL	2, @ CHI 5/28/21	6, two times	4, @ CHI 10/4/16
BLK	1, @DAL 6/1/21	5, vs ATL 6/30/16	3, @ CHI 10/4/16
FGM	9, @ LVA 5/21/21	13, two times	11, vs CHI 9/28/16
3FGM	1, two times	5, vs WAS 7/7/19	2, vs MIN 10/14/16
FTM	7, @ CHI 5/30/21	14, vs WAS 9/3/15	7, two times
MINS	39:23, @ CHI 5/30/21	46:59, @ CHI 8/18/17	37:59, @ MIN I 9/18/15



GAME BY GAME STATS

Date	Opponent	MINS	FG-A	FG%	3PM-A	3P%	FTM-A	FT%	ORE	DEF	TOT	AST	STL	BLK	TO	PF	PTS
5/14	vs DAL	26:20	8-14	.571	0-0	—	2-2	1.000	3	5	8	0	0	0	1	0	18
5/21	@ LVA	28:15	9-17	.529	1-2	.500	0-0	—	0	5	5	3	1	0	1	3	19
5/28	@CHI	28:54	6-11	.545	1-3	.333	1-2	.500	3	6	9	2	2	0	3	0	14
5/30	@CHI	39:23	7-11	.636	0-1	.000	7-9	.778	2	7	9	1	0	0	3	3	21
6/1	@DAL	25:01	4-5	.800	0-0	—	2-2	1.000	1	3	4	0	0	1	1	0	10
6/3	vs IND	DNP - Knee	—	—	—	—	—	—	—	—	—	—	—	—	—	—	—
6/5	vs CHI	DNP - Knee	—	—	—	—	—	—	—	—	—	—	—	—	—	—	—
6/10	@WAS	DNP - Knee	—	—	—	—	—	—	—	—	—	—	—	—	—	—	—
6/12	@MIN	DNP - Knee	—	—	—	—	—	—	—	—	—	—	—	—	—	—	—
6/16	vs PHO																
6/18	vs PHO																
6/20	vs NYL																
6/24	vs WAS																
6/26	@PHO																
6/30	vs LVA																
7/2	vs LVA																
7/4	vs SEA																
7/7	@SEA																
7/11	vs MIN																
8/15	vs IND																
8/17	vs ATL																
8/19	vs ATL																
8/22	@NYL																
8/24	@WAS																
8/26	@CON																
8/28	@CON																
8/31	@IND																
9/2	@MIN																
9/9	vs CON																
9/12	vs SEA																
9/16	@ATL																
9/19	@DAL																
Total	—	148:53	34-58	.586	2-6	.333	12-15	.800	9	26	35	6	3	1	9	6	82

#31	KRISTINE ANIGWE	FORWARD/CENTER	6-4	3/31/97	CALIFORNIA	3RD SEASON
-----	-----------------	----------------	-----	---------	------------	------------

2021 Regular Season Averages:

G-GS	PPG	RPG	APG	SPG	BPG	MPG	FG%	3FG%	FT%
2-0	3.5	5.5	0.5	0.0	0.0	16.5	100.0	—	50.0

	2021 Season Highs	Career Highs	Playoff Career Highs
PTS	7, @ WAS 6/10/21	14, vs NYL 9/8/20	8, vs CON 9/17/20
REB	9, @ WAS 6/10/21	9, two times	7, vs CON 9/17/20
AST	1, @ WAS 6/10/21	2, two times	—
STL	—	2, four times	—
BLK	—	2, two times	1, vs CON 9/17/20
FGM	2, @ WAS 6/10/21	5, vs NYL 9/8/20	3, vs CON 9/17/20
3FGM	—	—	—
FTM	3, @ WAS 6/10/21	4, four times	2, vs CON 9/17/21
MINS	27:39, @ WAS 6/10/21	26:19, @ CON 9/4/19	17:56, vs CON 9/17/20



GAME BY GAME STATS

Date	Opponent	MINS	FG-A	PCI	3PM-A	PCI	FTM-A	PCI	QFE	DEE	TOI	ASI	STL	BLK	TO	PF	PTS
5/14	vs DAL	—	—	—	—	—	—	—	—	—	—	—	—	—	—	—	—
5/21	@ LVA	—	—	—	—	—	—	—	—	—	—	—	—	—	—	—	—
5/28	@CHI	—	—	—	—	—	—	—	—	—	—	—	—	—	—	—	—
5/30	@CHI	—	—	—	—	—	—	—	—	—	—	—	—	—	—	—	—
6/1	@DAL	—	—	—	—	—	—	—	—	—	—	—	—	—	—	—	—
6/3	vs IND	—	—	—	—	—	—	—	—	—	—	—	—	—	—	—	—
6/5	vs CHI	—	—	—	—	—	—	—	—	—	—	—	—	—	—	—	—
6/10	@WAS	27:39	2-2	1.000	0-0	—	3-6	.500	4	5	9	1	0	0	3	6	7
6/12	@MIN	5:37	0-0	—	0-0	—	0-0	—	1	1	2	0	0	0	0	1	0
6/16	vs PHO																
6/18	vs PHO																
6/20	vs NYL																
6/24	vs WAS																
6/26	@PHO																
6/30	vs LVA																
7/2	vs LVA																
7/4	vs SEA																
7/7	@SEA																
7/11	vs MIN																
8/15	vs IND																
8/17	vs ATL																
8/19	vs ATL																
8/22	@NYL																
8/24	@WAS																
8/26	@CON																
8/28	@CON																
8/31	@IND																
9/2	@MIN																
9/9	vs CON																
9/12	vs SEA																
9/16	@ATL																
9/19	@DAL																
Total	—	33:16	2-2	1.000	0-0	—	3-6	.500	5	6	11	1	0	0	3	7	7

2021 Regular Season Averages:

G-GS	PPG	RPG	APG	SPG	BPG	MPG	FG%	3FG%	FT%
9-1	4.0	2.7	1.4	1.0	0.2	16.8	25.9	21.1	50.0

	2021 Season Highs	Career Highs	Playoff Career Highs
PTS	14, vs IND 6/3/21	20, vs SAS 9/13/16	21, vs SEA 9/21/16
REB	7, vs IND 6/3/21	7, three times	7, vs SEA 9/21/16
AST	3, two times	5, two times	3, two times
STL	2, three times	5, vs PHO 9/6/16	3, vs WAS 10/6/19
BLK	1, two times	2, two times	1, two times
FGM	6, vs IND 6/3/21	9, vs PHO 9/6/16	7, vs SEA 9/21/16
3FGM	2, vs IND 6/3/21	3, four times	2, vs SEA 9/21/16
FTM	2, vs DAL 5/14/21	7, two times	5, vs SEA 9/21/16
MINS	29:58, vs IND 6/3/21	38:19, vs LAS 5/27/17	40:00, vs SEA 9/21/16



GAME BY GAME STATS

Date	Opponent	MINS	FG-A	PCT	3PM-A	PCT	FTM-A	PCT	QFF	DEF	TOI	AST	STL	BLK	TO	PF	PTS
5/14	vs DAL	13:36	0-5	.000	0-1	.000	2-2	1.000	0	0	0	2	2	0	0	3	2
5/21	@ LVA	15:13	0-6	.000	0-1	.000	0-0	—	1	1	2	3	1	0	2	2	0
5/28	@CHI	9:53	1-3	.333	0-1	.000	0-0	—	0	1	1	0	0	0	2	1	2
5/30	@CHI	16:00	1-6	.167	0-2	.000	1-2	.500	2	1	3	2	0	1	0	2	3
6/1	@DAL	18:28	1-6	.167	1-4	.250	1-2	.500	1	1	2	1	0	1	1	1	4
6/3	vs IND	29:58	6-9	.667	2-3	.667	0-0	—	1	6	7	3	2	0	1	2	14
6/5	vs CHI	16:08	2-8	.250	0-2	.000	0-2	.000	3	2	5	0	0	0	1	1	4
6/10	@WAS	17:03	3-7	.428	1-3	.333	0-0	—	1	1	2	1	1	0	0	0	7
6/12	@MIN	15:05	0-4	.000	0-2	.000	0-0	—	1	1	2	1	2	0	0	0	0
6/16	vs PHO																
6/18	vs PHO																
6/20	vs NYL																
6/24	vs WAS																
6/26	@PHO																
6/30	vs LVA																
7/2	vs LVA																
7/4	vs SEA																
7/7	@SEA																
7/11	vs MIN																
8/15	vs IND																
8/17	vs ATL																
8/19	vs ATL																
8/22	@NYL																
8/24	@WAS																
8/26	@CON																
8/28	@CON																
8/31	@IND																
9/2	@MIN																
9/9	vs CON																
9/12	vs SEA																
9/16	@ATL																
9/19	@DAL																
Total	—	151:21	14-54	.259	4-19	.211	4-8	.500	10	14	24	13	9	2	7	12	36

#40	JASMINE WALKER	FORWARD	6-3	2/3/98	ALABAMA	1ST SEASON
-----	----------------	---------	-----	--------	---------	------------

2021 Regular Season Averages:

G-GS	PPG	RPG	APG	SPG	BPG	MPG	FG%	3FG%	FT%
2-0	0.0	0.5	1.0	1.0	0.5	10.0	0.0	0.0	0.0

	2021 Season Highs	Career Highs	Playoff Career Highs
PTS	—	—	—
REB	1, vs DAL 5/14/21	1, vs DAL 5/14/21	—
AST	2, vs DAL 5/14/21	2, vs DAL 5/14/21	—
STL	2, vs DAL 5/14/21	2, vs DAL 5/14/21	—
BLK	1, @ LVA 5/21/21	1, @ LVA 5/21/21	—
FGM	—	—	—
3FGM	—	—	—
FTM	—	—	—
MINS	17:22, vs DAL 5/14/21	17:22, vs DAL 5/14/21	—



GAME BY GAME STATS

Date	Opponent	MINS	FG-A	PGT	3PM-A	PGT	FTM-A	PGT	QFE	DEF	TOI	AST	STL	BLK	TO	PF	PTS
5/14	vs DAL	17:22	0-4	.000	0-3	.000	0-0	—	0	1	1	2	2	0	1	1	0
5/21	@ LVA	2:36	0-1	.000	0-1	.000	0-2	.000	0	0	0	0	0	1	0	0	0
5/28	@CHI	DNP - KNEE	-	-	-	-	-	-	-	-	-	-	-	-	-	-	-
5/30	@CHI	DNP - KNEE	—	—	—	—	—	—	—	—	—	—	—	—	—	—	—
6/1	@DAL	DNP - KNEE	—	—	—	—	—	—	—	—	—	—	—	—	—	—	—
6/3	vs IND	DNP - KNEE	—	—	—	—	—	—	—	—	—	—	—	—	—	—	—
6/5	vs CHI	DNP - KNEE	—	—	—	—	—	—	—	—	—	—	—	—	—	—	—
6/10	@WAS	DNP - KNEE	—	—	—	—	—	—	—	—	—	—	—	—	—	—	—
6/12	@MIN	DNP - KNEE	—	—	—	—	—	—	—	—	—	—	—	—	—	—	—
6/16	vs PHO																
6/18	vs PHO																
6/20	vs NYL																
6/24	vs WAS																
6/26	@PHO																
6/30	vs LVA																
7/2	vs LVA																
7/4	vs SEA																
7/7	@SEA																
7/11	vs MIN																
8/15	vs IND																
8/17	vs ATL																
8/19	vs ATL																
8/22	@NYL																
8/24	@WAS																
8/26	@CON																
8/28	@CON																
8/31	@IND																
9/2	@MIN																
9/9	vs CON																
9/12	vs SEA																
9/16	@ATL																
9/19	@DAL																
Total	—	19:58	0-5	.000	0-4	.000	0-2	.000	0	1	1	2	2	1	1	1	0

#44	KARLIE SAMUELSON	GUARD	6-0	5/10/95	STANFORD	3RD SEASON
-----	------------------	-------	-----	---------	----------	------------

2021 Regular Season Averages:

G-GS	PPG	RPG	APG	SPG	BPG	MPG	FG%	3FG%	FT%
1-0	3.0	1.0	1.0	1.0	—	10.0	50.0	50.0	—

	2021 Season Highs	Career Highs	Playoff Career Highs
PTS	3, @ WAS 6/10/21	6, @ IND 5/22/18	—
REB	1, @ WAS 6/10/21	2, five times	1, @ WAS 8/23/18
AST	1, @ WAS 6/10/21	3, @ ATL 7/23/19	—
STL	1, @ WAS 6/10/21	2, vs SEA 9/8/19	—
BLK	-	2, two times	—
FGM	1, @ WAS 6/10/21	2, two times	—
3FGM	1, @ WAS 6/10/21	2, @ IND 5/22/18	—
FTM	—	—	—
MINS	9:32, @ WAS 6/10/21	20:52, vs SEA 9/8/19	2:30, @ WAS 8/23/18



GAME BY GAME STATS

Date	Opponent	MINS	FG-A	PCI	3PM-A	PCI	FTM-A	PCI	OFE	DEE	IOI	ASI	STL	BLK	IO	PE	PTS
5/14	vs DAL	—	—	—	—	—	—	—	—	—	—	—	—	—	—	—	—
5/21	@ LVA	—	—	—	—	—	—	—	—	—	—	—	—	—	—	—	—
5/28	@CHI	—	—	—	—	—	—	—	—	—	—	—	—	—	—	—	—
5/30	@CHI	—	—	—	—	—	—	—	—	—	—	—	—	—	—	—	—
6/1	@DAL	—	—	—	—	—	—	—	—	—	—	—	—	—	—	—	—
6/3	vs IND	—	—	—	—	—	—	—	—	—	—	—	—	—	—	—	—
6/5	vs CHI	—	—	—	—	—	—	—	—	—	—	—	—	—	—	—	—
6/10	@WAS	9:32	1-2	.500	1-2	.500	0-0	-	0	1	1	1	1	0	1	3	3
6/12	@MIN	DNP - CD	—	—	—	—	—	—	—	—	—	—	—	—	—	—	—
6/16	vs PHO																
6/18	vs PHO																
6/20	vs NYL																
6/24	vs WAS																
6/26	@PHO																
6/30	vs LVA																
7/2	vs LVA																
7/4	vs SEA																
7/7	@SEA																
7/11	vs MIN																
8/15	vs IND																
8/17	vs ATL																
8/19	vs ATL																
8/22	@NYL																
8/24	@WAS																
8/26	@CON																
8/28	@CON																
8/31	@IND																
9/2	@MIN																
9/9	vs CON																
9/12	vs SEA																
9/16	@ATL																
9/19	@DAL																
Total	—	9:32	1-2	.500	1-2	.500	0-0	-	0	1	1	1	1	0	1	3	3