

# LOS ANGELES SPARKS 2021 GAME NOTES



## Los Angeles Sparks (4-4) at Minnesota Lynx (3-5)

June 12, 2021

Target Center | 5:00 p.m. (PT)  
League Pass | Commissioners Cup



### REGULAR SEASON SCHEDULE

| Date | Opponent       | Time/Result | Record |
|------|----------------|-------------|--------|
| 5/14 | DALLAS         | L, 94-71    | 0-1    |
| 5/21 | at Las Vegas   | L, 97-69    | 0-2    |
| 5/28 | at Chicago     | W, 76-61    | 1-2    |
| 5/30 | at Chicago     | W, 82-79 OT | 2-2    |
| 6/1  | at Dallas      | L, 79-69    | 2-3    |
| 6/3  | INDIANA        | W, 98-63    | 3-3    |
| 6/5  | CHICAGO        | W, 68-63    | 4-3    |
| 6/10 | at Washington  | L, 89-71    | 4-4    |
| 6/12 | at Minnesota   | 5:00 pm     | —      |
| 6/16 | PHOENIX        | 7:30 pm     | —      |
| 6/18 | PHOENIX        | 7:30 pm     | —      |
| 6/20 | NEW YORK       | 1:00 pm     | —      |
| 6/24 | WASHINGTON     | 7:30 pm     | —      |
| 6/26 | at Phoenix     | 7:00 pm     | —      |
| 6/30 | LAS VEGAS      | 7:30 pm     | —      |
| 7/2  | LAS VEGAS      | 7:00 pm     | —      |
| 7/4  | SEATTLE        | 6:00 pm     | —      |
| 7/7  | at Seattle     | 6:00 pm     | —      |
| 7/11 | MINNESOTA      | 6:00 pm     | —      |
| 8/15 | INDIANA        | 6:00 pm     | —      |
| 8/17 | ATLANTA        | 7:30 pm     | —      |
| 8/19 | ATLANTA        | 7:30 pm     | —      |
| 8/22 | at New York    | 11:00 am    | —      |
| 8/24 | at Washington  | 4:00 pm     | —      |
| 8/26 | at Connecticut | 4:00 pm     | —      |
| 8/28 | at Connecticut | 4:00 pm     | —      |
| 8/31 | at Indiana     | 4:00 pm     | —      |
| 9/1  | at Minnesota   | 5:00 pm     | —      |
| 9/9  | CONNECTICUT    | 7:30 pm     | —      |
| 9/12 | SEATTLE        | 12:00 pm    | —      |
| 9/16 | at Atlanta     | 4:00 pm     | —      |
| 9/19 | at Dallas      | 2:00 pm     | —      |

\*all times listed are Pacific Standard Time

### PLAYER UPDATES

| NUM. | PLAYER         | UPDATE           |
|------|----------------|------------------|
| 40   | Jasmine Walker | Out (right knee) |
| 13   | Chiney Ogumike | Out (right knee) |
| 30   | Nneka Ogumike  | Out (left knee)  |

### CONTACT INFORMATION

#### Eli Horowitz

Director, Public Relations and Communications  
ehorowitz@la-sparks.com  
(847) 644-9932



@LA\_Sparks



@LASparks



Los Angeles Sparks

#### Natalie Gilmore

Coordinator, Public Relations and Communications  
ngilmore@la-sparks.com

### LAST GAME STARTERS

| G     | 17  | ERICA WHEELER   |      |     |     | 5'7" | 143 LBS |     |     |     |      |      |      |     |      |
|-------|-----|-----------------|------|-----|-----|------|---------|-----|-----|-----|------|------|------|-----|------|
| GP/GS | 8/8 | PPG             | 11.1 | RPG | 2.0 | APG  | 3.8     | SPG | 1.5 | FG% | 37.3 | 3FG% | 34.8 | MPG | 25.8 |
| G     | 20  | KRISTI TOLIVER  |      |     |     | 5'7" | 130 LBS |     |     |     |      |      |      |     |      |
| GP/GS | 8/8 | PPG             | 8.6  | RPG | 1.3 | APG  | 2.6     | SPG | 0.4 | FG% | 52.2 | 3FG% | 46.2 | MPG | 24.9 |
| G     | 2   | TE'A COOPER     |      |     |     | 5'8" | 160 LBS |     |     |     |      |      |      |     |      |
| GP/GS | 8/4 | PPG             | 8.5  | RPG | 1.8 | APG  | 1.1     | SPG | 0.9 | FG% | 28.8 | 3FG% | 25.0 | MPG | 20.9 |
| F     | 12  | NIA COFFEY      |      |     |     | 6'1" | 182 LBS |     |     |     |      |      |      |     |      |
| GP/GS | 8/4 | PPG             | 9.8  | RPG | 4.5 | APG  | 1.0     | SPG | 1.3 | FG% | 44.4 | 3FG% | 48.3 | MPG | 25.1 |
| C     | 1   | AMANDA ZAHUI B. |      |     |     | 6'5" | 184 LBS |     |     |     |      |      |      |     |      |
| GP/GS | 6/3 | PPG             | 10.7 | RPG | 5.7 | APG  | 0.8     | SPG | 0.8 | FG% | 51.0 | 3FG% | 30.8 | MPG | 24.0 |

### MATCHUP NOTES

The Los Angeles Sparks (4-4) play against the Minnesota Lynx (3-5) in their second straight road game. The Sparks most recently lost 89-71 to the Washington Mystics on Thursday, June 10. Te'a Cooper (11), Brittney Sykes (10), Amanda Zahui B. (9), Erica Wheeler (8), and Arella Guirantes (8) combined for 45 of the team's 71 total points. Wheeler recorded her 600th career assist ranking her 73rd all-time in total assists. Guirantes recorded a new career high in points. The Minnesota Lynx are coming off an 85-81 loss to the Mystics on Tuesday, June 8. Lynx Forward Napheesa Collier tallied 24 points and nine rebounds in the tight loss. Center Sylvia Fowles added 15 points to go along with five rebounds. Recently retired WNBA Legend, and newly appointed Sparks Assistant Coach Seimone Augustus is making her return to Minnesota for the first time since the announcement. Augustus spent 14 of her 15 WNBA seasons with the Lynx, where she won four WNBA titles, among many other accolades.

### Lynx Probable Starters

C Sylvia Fowles  
F Napheesa Collier  
F Bridget Carleton  
G Kayla McBride  
G Aerial Powers

Head Coach: Cheryl Reeve

### MILESTONE WATCH

| PLAYER         | MILESTONE (CURRENT)   |
|----------------|---|
| Nneka Ogumike  | 4500 points (4401)<br>2100 rebounds (2056)<br>600 assists (504)<br>200 blocks (177)<br>500 steals (408) |
| Kristi Toliver | 4500 points (4260)<br>800 rebounds (796)<br>1300 assists (1225)<br>400 steals (311)                     |
| Chiney Ogumike | 1800 points (1676)<br>1000 rebounds (913)<br>150 blocks (113)   |

### ASSOCIATED PRESS POWER POLL

| Week 5        | Total Points | High | Low |
|---------------|--------------|------|-----|
| 1 Connecticut | 150          | 1    | 3   |
| 2 Seattle     | 143          | 1    | 3   |
| 3 Las Vegas   | 136          | 1    | 3   |
| 4 Phoenix     | 116          | 4    | 5   |
| 5 Los Angeles | 87           | 6    | 9   |
| 5 New York    | 87           | 5    | 9   |
| 7 Minnesota   | 75           | 5    | 9   |
| 8 Atlanta     | 72           | 4    | 10  |
| 9 Dallas      | 66           | 6    | 10  |
| 10 Washington | 39           | 7    | 11  |
| 11 Chicago    | 30           | 9    | 11  |
| 12 Indiana    | 13           | 12   | 12  |

## DEFENSE

The Sparks won 4 of the last 6 games and are No. 3 in the WNBA in defensive rating and forcing turnovers on 24.6% of opponent possessions. LA leads the WNBA in opponent turnovers per game with 20.3 and is second in the league with 8.5 steals per game.

## Z

After missing the first two games with a back injury, the Sparks are 4-2 with Swedish Center Amanda Zahui B. in the lineup. She's sixth in the WNBA in blocks per game (1.8) and holding down the frontcourt with the Ogwumike sisters out. Zahui B. is also Top 5 in defensive rating (91.3).

## HOT COFFEY

Nia Coffey, who along with Amir Coffey on the Clippers, are the first ever NBA/WNBA sibling duo to be playing in the same city at the same time, has come into the Sparks starting lineup and is fifth in the WNBA in blocks per game (1.9), sixth in the league in defensive rating (92.4) and is fourth the WNBA in 3-point FG% (48.3%). Coffey is playing for her fifth team in five years and is finding her footing in the WNBA.

## WHEELER IN THE CLUTCH

Erica Wheeler leads the WNBA in clutch points per game (7.0), had a season-high night against Chicago on June 5 with 22 points and has scored in double-digits four times in eight games.

\*Stats as of June 11, 2021

## 2021 LOS ANGELES SPARKS ROSTER

| NUM. | PLAYER           | POS. | HT.   | YRS OF EXP. | DOB        | COLLEGE       |
|------|------------------|------|-------|-------------|------------|---------------|
| 1    | Amanda Zahui B.  | C    | 6'5"  | 6           | 09/8/93    | Minnesota     |
| 2    | Te'a Cooper      | G    | 5'8"  | 1           | 04/16/97   | Baylor        |
| 7    | Maria Vadeeva*   | C    | 6'4"  | 2           | 07/16/98   | Russia        |
| 12   | Nia Coffey       | F    | 6'1"  | 4           | 06/11/95   | Northwestern  |
| 13   | Chiney Ogwumike  | F/C  | 6'3"  | 4           | 03/21/92   | Stanford      |
| 15   | Brittney Sykes   | G    | 5'9"  | 4           | 02/07/94   | Syracuse      |
| 17   | Erica Wheeler    | G    | 5'7"  | 5           | 05/2/91    | Rutgers       |
| 20   | Kristi Toliver   | G    | 5'7"  | 11          | 01/27/87   | Maryland      |
| 22   | Arella Guirantes | G    | 5'11" | R           | 10/15/97   | Rutgers       |
| 30   | Nneka Ogwumike   | F    | 6'2"  | 9           | 07/02/90   | Stanford      |
| 31   | Kristine Anigwe  | F/C  | 6'4"  | 2           | 03/31/1997 | California    |
| 32   | Bria Holmes      | G    | 6'3"  | 4           | 04/19/94   | West Virginia |
| 40   | Jasmine Walker   | F    | 6'3"  | R           | 02/03/98   | Alabama       |
| 44   | Karlie Samuelson | G    | 6'0"  | 2           | 05/10/1995 | Stanford      |

\*will return following overseas commitments

### Coaching Staff:

Head Coach Derek Fisher

Assistant Coach Fred Williams

Assistant Coach Latricia Trammell

Assistant Coach Seimone Augustus

## PRONUNCIATION CHART

### PLAYER/COACH

Te'a Cooper

Nneka Ogwumike

Chiney Ogwumike

Nia Coffey

Amanda Zahui B.

Arella Guirantes

Asst. Coach Seimone Augustus

Asst. Coach Latricia Trammell

### PRONUNCIATION

TAY-uh

NECK-uh Oh-gwoo-muh-kay

CHIN-ay Oh-gwoo-muh-kay

Knee-uh

Zow-ee-bee

uh-REL-uh guh-RAHN-tez

suh-MOAN

TRAM-uhl


# 2021 LA SPARKS ROSTER




Position: C  
Height: 6'5"  
DOB: 9/8/1993  
College: Minnesota



Position: G  
Height: 5'8"  
DOB: 4/16/1997  
College: Baylor



Position: C  
Height: 6'4"  
DOB: 7/16/1998  
College: Russia



Position: F  
Height: 6'1"  
DOB: 6/11/1995  
College: Northwestern




Position: F/C  
Height: 6'3"  
DOB: 3/21/1992  
College: Stanford




Position: G  
Height: 5'9"  
DOB: 2/7/1994  
College: Syracuse

**WILL JOIN TEAM AFTER  
OVERSEAS COMMITMENTS**




Position: G  
Height: 5'7"  
DOB: 5/2/1991  
College: Rutgers




Position: G  
Height: 5'7"  
DOB: 1/27/1987  
College: Maryland




Position: G  
Height: 5'11"  
DOB: 10/15/1997  
College: Rutgers



Position: F  
Height: 6'2"  
DOB: 7/2/1990  
College: Stanford



Position: F/C  
Height: 6'4"  
DOB: 3/31/1997  
College: California



Position: G  
Height: 6'3"  
DOB: 4/19/1994  
College: West Virginia



Position: F  
Height: 6'3"  
DOB: 2/3/1998  
College: Alabama



Position: G  
Height: 6'  
DOB: 5/10/1995  
College: Stanford

## COACHING STAFF




**HEAD COACH**



**ASSISTANT COACH**



**ASSISTANT COACH**



**ASSISTANT COACH**



**DIRECTOR OF  
SPORTS MEDICINE/  
HEAD ATHLETIC  
TRAINER**



**PLAYER  
DEVELOPMENT  
COACH**

## Sparks Fall To Mystics On The Road

The Los Angeles Sparks fell to the Washington Mystics in the first of three meetings this season, 89-71.

Te'a Cooper led the Sparks with 11 points and Kristine Anigwe chipped in 7 points and 9 rebounds in her first appearance for the Sparks. Amanda Zahui B. hit a career milestone of 500 defensive rebounds and Erica Wheeler hit 600 career assists.



The Sparks started off slow, trailing the Mystics by six points in the first few minutes of the quarter. After the first Sparks timeout, Amanda Zahui B. was able to put some points on the board with a clean fadeaway shot. The Sparks were still missing the Ogwumike sisters due to injuries. Standing in under the hardship exception, Sparks center Kristine Anigwe made her season debut putting three points on the board for the Sparks in her early minutes. The Sparks ended the first quarter trailing the Washington Mystics 23-14 as Mystics guard Ariel Atkins scored 10 first-quarter points.

The Sparks scored the first four points of the second quarter cutting the Mystics lead to 23-18. Erica McCall reeled in her 100th career rebound in the 2nd quarter. The Mystics maintained that 10-point lead ending the first half 45-35.

Sparks forward Nia Coffey started the 3rd quarter off with a layup followed by two three-point jumpers from Erica Wheeler and a layup from Bria Holmes. The Sparks momentum wasn't enough to catch the Mystics. Washington increased their lead to 14 points with three minutes to play.

Mystics Theresa Plaisance opened the 4th quarter with back-to-back three pointers pushing the Mystics to a 24-point lead, their largest lead of the night.

The Mystics shot 42.3% from the field, 42.3% from three and pulled away with an 18-point win.

"There's going to be a night where you're going to come up short, especially on the road. You can't hold your head down, it's a part of learning as a group," said General Manager/Head Coach Derek Fisher after the game.

The Los Angeles Sparks will continue to Minneapolis to face the Minnesota Lynx for the first time this season on Saturday, June 12 at 5 p.m. PT on Bally Sports North and LeaguePass.

### Los Angeles Highlights:

- With her first made field goal of the game, Amanda Zahui B. passed 500 career made 2-point field goals. She finished with nine points and four rebounds.
- Erica Wheeler recorded her 600th career assist in the first half and is 73rd all-time in assists in WNBA History.
- All available Sparks players scored in tonight's game.
- Te'a Cooper (11), Brittney Sykes (10) Zahui B. (9), Erica Wheeler (8), and Arella Guirantes (8) combined for 45 of the team's 71 total points.
- Cooper led the Sparks with 11 points, three rebounds, and two assists, her fourth time scoring in double digits during the 2021 season.



LAST TIME AGAINST MINNESOTA - BOX SCORE

WOMEN'S NATIONAL BASKETBALL ASSOCIATION

OFFICIAL SCORER'S REPORT  
FINAL BOX

Monday, August 31, 2020 WNBA Court 2, Bradenton, FL

Officials: #34 Maj Forsberg, #39 Michael Price, #12 Karleena Tobin

Game Duration: 1:49  
Attendance: Not Yet Counted

VISITOR: Los Angeles Sparks (12-4)

|                        | POS | MIN                         | FG    | FGA | 3P | 3PA | FT    | FTA | OR        | DR | TOT | A                   | PF | ST | TO | BS | +/- | PTS |
|------------------------|-----|-----------------------------|-------|-----|----|-----|-------|-----|-----------|----|-----|---------------------|----|----|----|----|-----|-----|
| 15 Brittney Sykes      | F   | 26:56                       | 2     | 8   | 0  | 2   | 0     | 0   | 0         | 1  | 1   | 0                   | 2  | 0  | 1  | 1  | -11 | 4   |
| 10 Tierra Ruffin-Pratt | F   | 05:39                       | 0     | 1   | 0  | 0   | 0     | 0   | 1         | 0  | 1   | 3                   | 4  | 0  | 0  | 0  | 0   | 0   |
| 3 Candace Parker       | C   | 30:09                       | 2     | 5   | 0  | 0   | 4     | 4   | 3         | 6  | 9   | 3                   | 1  | 0  | 1  | 0  | -24 | 8   |
| 24 Sydney Wiese        | G   | 20:27                       | 3     | 10  | 1  | 7   | 1     | 1   | 0         | 1  | 1   | 1                   | 0  | 0  | 1  | 0  | 1   | 8   |
| 12 Chelsea Gray        | G   | 32:20                       | 7     | 14  | 4  | 7   | 0     | 0   | 0         | 4  | 4   | 5                   | 2  | 2  | 3  | 0  | -19 | 18  |
| 33 Seimone Augustus    |     | 16:29                       | 4     | 7   | 1  | 1   | 0     | 0   | 0         | 3  | 3   | 3                   | 1  | 0  | 1  | 1  | -12 | 9   |
| 2 Riquna Williams      |     | 16:56                       | 4     | 7   | 3  | 5   | 0     | 0   | 0         | 1  | 1   | 1                   | 0  | 0  | 1  | 0  | -14 | 11  |
| 4 Te'a Cooper          |     | 23:21                       | 4     | 10  | 1  | 3   | 3     | 5   | 0         | 1  | 1   | 3                   | 1  | 1  | 1  | 0  | -11 | 12  |
| 31 Kristine Anigwe     |     | 17:25                       | 4     | 5   | 0  | 0   | 0     | 3   | 4         | 2  | 6   | 0                   | 0  | 0  | 1  | 0  | -4  | 8   |
| 1 Reshanda Gray        |     | 06:30                       | 0     | 0   | 0  | 0   | 0     | 0   | 0         | 1  | 1   | 0                   | 1  | 0  | 0  | 1  | 3   | 0   |
| 21 Marie Göllich       |     | 03:48                       | 0     | 0   | 0  | 0   | 0     | 0   | 0         | 2  | 2   | 0                   | 0  | 0  | 0  | 0  | 1   | 0   |
| 30 Nneka Ogumike       |     | DND - Injury/Illness - Back |       |     |    |     |       |     |           |    |     |                     |    |    |    |    |     |     |
|                        |     | 200:00                      | 30    | 67  | 10 | 25  | 8     | 13  | 8         | 22 | 30  | 19                  | 12 | 3  | 10 | 3  | -18 | 78  |
|                        |     |                             | 44.8% |     |    | 40% | 61.5% |     | TM REB: 7 |    |     | TOT TO: 11 (12 PTS) |    |    |    |    |     |     |

HOME: MINNESOTA LYNX (11-5)

|                            | POS                         | MIN   | FG     | FGA | 3P    | 3PA | FT    | FTA | OR  | DR        | TOT | A                 | PF | ST | TO | BS | +/- | PTS |    |
|----------------------------|-----------------------------|-------|--------|-----|-------|-----|-------|-----|-----|-----------|-----|-------------------|----|----|----|----|-----|-----|----|
| 6 Bridget Carleton         | F                           | 28:34 | 0      | 1   | 0     | 0   | 0     | 2   | 0   | 3         | 3   | 10                | 0  | 0  | 0  | 0  | 16  | 0   |    |
| 24 Napheesa Collier        | F                           | 36:37 | 11     | 15  | 1     | 3   | 2     | 2   | 1   | 8         | 9   | 5                 | 3  | 3  | 1  | 1  | 22  | 25  |    |
| 12 Damiris Dantas          | C                           | 33:09 | 7      | 12  | 3     | 5   | 0     | 0   | 4   | 5         | 9   | 4                 | 3  | 1  | 2  | 1  | 15  | 17  |    |
| 1 Odyssey Sims             | G                           | 18:24 | 2      | 8   | 1     | 3   | 0     | 0   | 0   | 0         | 0   | 1                 | 1  | 0  | 2  | 0  | -2  | 5   |    |
| 2 Crystal Dangerfield      | G                           | 24:20 | 7      | 13  | 3     | 8   | 4     | 4   | 0   | 2         | 2   | 5                 | 3  | 0  | 0  | 0  | 12  | 21  |    |
| 42 Shenise Johnson         |                             | 09:30 | 3      | 6   | 1     | 1   | 0     | 0   | 0   | 1         | 1   | 1                 | 0  | 1  | 1  | 0  | 6   | 7   |    |
| 21 Mikiah Herbert Harrigan |                             | 11:35 | 1      | 5   | 1     | 2   | 0     | 0   | 0   | 2         | 2   | 0                 | 1  | 0  | 1  | 1  | -6  | 3   |    |
| 4 Lexie Brown              |                             | 08:44 | 0      | 2   | 0     | 1   | 0     | 0   | 0   | 1         | 1   | 1                 | 0  | 0  | 0  | 0  | 1   | 0   |    |
| 15 Rachel Banham           |                             | 21:36 | 6      | 6   | 4     | 4   | 2     | 2   | 0   | 1         | 1   | 3                 | 2  | 0  | 0  | 0  | 20  | 18  |    |
| 22 Erica McCall            |                             | 07:31 | 0      | 1   | 0     | 0   | 0     | 0   | 1   | 3         | 4   | 0                 | 0  | 0  | 0  | 0  | 6   | 0   |    |
| 40 Kayla Alexander         | DNP - Coach's decision      |       |        |     |       |     |       |     |     |           |     |                   |    |    |    |    |     |     |    |
| 34 Sylvia Fowles           | DND - Injury/Illness - Calf |       |        |     |       |     |       |     |     |           |     |                   |    |    |    |    |     |     |    |
|                            |                             |       | 200:00 | 37  | 69    | 14  | 27    | 8   | 10  | 6         | 26  | 32                | 30 | 13 | 5  | 7  | 3   | 18  | 96 |
|                            |                             |       |        |     | 53.6% |     | 51.9% |     | 80% | TM REB: 7 |     | TOT TO: 7 (9 PTS) |    |    |    |    |     |     |    |

| SCORE BY PERIOD | 1  | 2  | 3  | 4  | FINAL |
|-----------------|----|----|----|----|-------|
| Sparks          | 26 | 14 | 18 | 20 | 78    |
| LYNX            | 19 | 30 | 22 | 25 | 96    |

Inactive: Sparks -

Inactive: Lynx -

Points in the Paint: Sparks 30 (15/25), LYNX 36 (18/34) Biggest Lead: Sparks 11, LYNX 21

2nd Chance Points: Sparks 12 (5/8), LYNX 13 (6/9) Lead Changes: 3

Fast Break Points: Sparks 2 (1/2), LYNX 7 (3/5) Times Tied: 3

## 2021 SUPERLATIVES

### LOS ANGELES SPARKS HIGHS

Points, Game.....98 vs. IND 6/3  
Points, First Half.....48 vs. IND 6/3  
Points, Second Half.....50 vs. IND 6/3  
Points, 1Q.....27 vs. DAL 5/14  
Points, 2Q.....24 @ CHI 5/30  
Points, 3Q.....23 vs. IND 6/3  
Points, 4Q.....27 vs. IND 6/3  
Points, Overtime..... 9 @ CHI 5/30  
  
Field Goals Made.....37 vs. IND 6/3  
Field Goals Att.....78 vs. DAL 5/14  
Field Goal Percentage.....56.1% vs. IND 6/3  
3FG Made.....14 vs. IND 6/3  
3FG Att.....30 @ DAL 6/1  
3FG Percentage.....50.0% vs. IND 6/3  
Free Throws Made.....19 @ WAS 6/10  
Free Throws Att.....28 @ WAS 6/10  
FT Percentage.....91.7% @ DAL 6/1

Offensive Rebounds.....9 @ WAS 6/10  
Defensive Rebounds.....29 vs. CHI 6/5  
Total Rebounds.....38 vs. CHI 6/5  
Assists.....20 @ CHI 5/30  
Steals.....13 @ CHI 5/28  
Turnovers.....19 @ CHI 5/30  
Blocked Shots.....10 @ DAL 6/1  
Personal Fouls.....24 @ LVA 5/21

### OPPONENT HIGHS

Points, Game.....97 @ LVA 5/21  
Points, First Half.....56 @ LVA 5/21  
Points, Second Half.....50 vs. DAL 5/14  
Points, 1Q.....27 @ CHI 5/30  
Points, 2Q.....31 @ LVA 5/21  
Points, 3Q.....26 vs. DAL 5/14  
Points, 4Q.....25 @ DAL 6/1  
Points, Overtime.....6 @ CHI 5/30  
  
Field Goals Made.....34 vs. DAL 5/14  
Field Goals Att.....71 @ WAS 6/10  
Field Goal Percentage.....53.2% @ LVA 5/21  
3FG Made.....11 @ WAS 6/10  
3FG Att.....30 @ DAL 6/1  
3FG Percentage.....47.1% vs. DAL 5/14  
Free Throws Made.....27 @ LVA 5/21  
Free Throws Att.....32 @ LVA 5/21  
FT Percentage.....100% @ CHI 5/30

### LOS ANGELES SPARKS LOWS

-Points, Game.....68 vs. CHI 6/5  
-Points, First Half.....28 @ DAL 6/1  
-Points, Second Half..... 28 vs. CHI 6/5  
-Points, 1Q.....13 @ CHI 5/30  
-Points, 2Q.....7 @ DAL 6/1  
-Points, 3Q.....9 vs. CHI 6/5  
-Points, 4Q.....11 vs. DAL 5/14  
-Points, Overtime..... 9 @ CHI 5/30  
  
-Field Goals Made..... 22 @ WAS 6/10  
-Field Goals Att..... 64 @ DAL 6/1  
-Field Goal Percentage.....32.8% @ WAS 6/10  
-3FG Made.....3 vs. CHI 6/5  
-3FG Att..... 17 @ LVA 5/21  
-3FG Percentage..... 15.8% vs. CHI 6/5  
-Free Throws Made.....8 vs. DAL 5/14  
-Free Throws Att..... 11 vs. IND 6/3  
-FT Percentage..... 57.1% vs. DAL 5/14

-Offensive Rebounds.....2 vs. IND 6/3  
-Defensive Rebounds..... 19 vs. DAL 5/14  
-Total Rebounds..... 24 @ DAL 6/1  
-Assists..... 11 @ DAL 6/1  
-Steals..... 4 vs. CHI 6/5  
-Turnovers..... 8 vs. IND 6/3  
-Blocked Shots..... 4 @ WAS 6/10  
-Personal Fouls..... 17 vs. DAL 5/14

### OPPONENT LOWS

-Points, Game.....63 vs. CHI 6/5  
-Points, First Half.....25 vs. IND 6/3  
-Points, Second Half.....28 @ CHI 5/28  
-Points, 1Q.....10 @ CHI 5/30  
-Points, 2Q.....11 vs. IND 6/3  
-Points, 3Q.....10 @ CHI 5/28  
-Points, 4Q.....14 vs. CHI 6/5  
-Points, Overtime..... 6 @ CHI 5/30  
  
-Field Goals Made..... 12 @ CHI 5/30  
-Field Goals Att..... 12 @ CHI 5/30  
-Field Goal Percentage.....33.9% vs. CHI 6/5  
-3FG Made..... 5 vs. CHI 6/5  
-3FG Att.....14 @ LVA 5/21  
-3FG Percentage..... 27.8% vs. CHI 6/5  
-Free Throws Made..... 11 vs. IND 6/3  
-Free Throws Att.....12 @ DAL 6/1  
-FT Percentage.....68.8% vs. IND 6/3

# 2021 TEAM BOX SCORE

| Date  | Opponent | MINS   | FG-A    | PCT  | 3PM-A  | PCT  | FTM-A   | PCT  | OFF | DEF | TOI | AST | STL | BLK | TO  | PF  | PTS |
|-------|----------|--------|---------|------|--------|------|---------|------|-----|-----|-----|-----|-----|-----|-----|-----|-----|
| 5/14  | vs DAL   | 40:00  | 28-78   | .359 | 7-27   | .259 | 8-14    | .571 | 6   | 19  | 25  | 15  | 12  | 3   | 15  | 17  | 71  |
| 5/21  | @ LVA    | 40:00  | 27-74   | .365 | 5-17   | .294 | 10-15   | .667 | 5   | 23  | 28  | 18  | 8   | 1   | 11  | 24  | 69  |
| 5/28  | @CHI     | 40:00  | 26-66   | .394 | 9-19   | .474 | 15-18   | .833 | 9   | 21  | 30  | 17  | 13  | 3   | 20  | 18  | 76  |
| 5/30  | @CHI     | 45:00  | 30-73   | .411 | 8-18   | .444 | 14-18   | .778 | 8   | 25  | 33  | 20  | 11  | 8   | 20  | 19  | 82  |
| 6/1   | @DAL     | 40:00  | 24-64   | .375 | 10-30  | .333 | 11-12   | .917 | 4   | 20  | 24  | 11  | 5   | 10  | 12  | 19  | 69  |
| 6/3   | vs IND   | 40:00  | 37-66   | .561 | 14-28  | .500 | 10-11   | .909 | 2   | 25  | 27  | 14  | 9   | 4   | 8   | 18  | 98  |
| 6/5   | vs CHI   | 40:00  | 25-68   | .368 | 3-19   | 15.8 | 15-21   | .714 | 9   | 29  | 38  | 13  | 4   | 6   | 11  | 20  | 68  |
| 6/10  | @WAS     | 40:00  | 22-67   | .328 | 8-23   | .348 | 19-28   | .679 | 9   | 22  | 31  | 13  | 6   | 4   | 11  | 19  | 71  |
| 6/12  | @MIN     |        |         |      |        |      |         |      |     |     |     |     |     |     |     |     |     |
| 6/16  | vs PHO   |        |         |      |        |      |         |      |     |     |     |     |     |     |     |     |     |
| 6/18  | vs PHO   |        |         |      |        |      |         |      |     |     |     |     |     |     |     |     |     |
| 6/20  | vs NYL   |        |         |      |        |      |         |      |     |     |     |     |     |     |     |     |     |
| 6/24  | vs WAS   |        |         |      |        |      |         |      |     |     |     |     |     |     |     |     |     |
| 6/26  | @PHO     |        |         |      |        |      |         |      |     |     |     |     |     |     |     |     |     |
| 6/30  | vs LVA   |        |         |      |        |      |         |      |     |     |     |     |     |     |     |     |     |
| 7/2   | vs LVA   |        |         |      |        |      |         |      |     |     |     |     |     |     |     |     |     |
| 7/4   | vs SEA   |        |         |      |        |      |         |      |     |     |     |     |     |     |     |     |     |
| 7/7   | @SEA     |        |         |      |        |      |         |      |     |     |     |     |     |     |     |     |     |
| 7/11  | vs MIN   |        |         |      |        |      |         |      |     |     |     |     |     |     |     |     |     |
| 8/15  | vs IND   |        |         |      |        |      |         |      |     |     |     |     |     |     |     |     |     |
| 8/17  | vs ATL   |        |         |      |        |      |         |      |     |     |     |     |     |     |     |     |     |
| 8/19  | vs ATL   |        |         |      |        |      |         |      |     |     |     |     |     |     |     |     |     |
| 8/22  | @NYL     |        |         |      |        |      |         |      |     |     |     |     |     |     |     |     |     |
| 8/24  | @WAS     |        |         |      |        |      |         |      |     |     |     |     |     |     |     |     |     |
| 8/26  | @CON     |        |         |      |        |      |         |      |     |     |     |     |     |     |     |     |     |
| 8/28  | @CON     |        |         |      |        |      |         |      |     |     |     |     |     |     |     |     |     |
| 8/31  | @IND     |        |         |      |        |      |         |      |     |     |     |     |     |     |     |     |     |
| 9/2   | @MIN     |        |         |      |        |      |         |      |     |     |     |     |     |     |     |     |     |
| 9/9   | vs CON   |        |         |      |        |      |         |      |     |     |     |     |     |     |     |     |     |
| 9/12  | vs SEA   |        |         |      |        |      |         |      |     |     |     |     |     |     |     |     |     |
| 9/16  | @ATL     |        |         |      |        |      |         |      |     |     |     |     |     |     |     |     |     |
| 9/19  | @DAL     |        |         |      |        |      |         |      |     |     |     |     |     |     |     |     |     |
| Total | —        | 325:00 | 219-556 | .394 | 64-182 | .352 | 102-137 | .745 | 52  | 184 | 236 | 121 | 68  | 39  | 112 | 154 | 604 |

# 2021 TEAM AVERAGES


|          | G | MPG  | PPG  | RPG  | APG  | SPG | BPG | FG%  | 3FG% | FT%  | TO   | PF   |
|----------|---|------|------|------|------|-----|-----|------|------|------|------|------|
| Sparks   | 8 | 40.6 | 75.5 | 29.5 | 15.1 | 8.5 | 4.9 | 39.4 | 35.2 | 74.5 | 14.0 | 19.3 |
| Opponent | 8 | 40.6 | 78.1 | 41.0 | 16.8 | 6.1 | 5.4 | 42.1 | 35.0 | 83.0 | 20.3 | 20.0 |

| #1 | AMANDA ZAHUI B. | CENTER | 6-5 | 9/8/93 | MINNESOTA | 7TH SEASON |
|----|-----------------|--------|-----|--------|-----------|------------|
|----|-----------------|--------|-----|--------|-----------|------------|

2021 Regular Season Averages:

| G-GS | PPG  | RPG | APG | SPG | BPG | MPG  | FG%  | 3FG% | FT%  |
|------|------|-----|-----|-----|-----|------|------|------|------|
| 6-3  | 10.7 | 5.7 | 0.8 | 0.8 | 1.8 | 24.0 | 51.0 | 30.8 | 80.0 |

|      | 2021 Season Highs   | Career Highs      | Playoff Career Highs |
|------|---------------------|-------------------|----------------------|
| PTS  | 17, @ CHI 5/30/21   | 37, @ LAS 6/15/19 | 2, vs PHO 9/24/16    |
| REB  | 10, vs CHI 6/5/21   | 21, @ LVA 8/29/20 | 2, two times         |
| AST  | 2, two times        | 5, two times      | —                    |
| STL  | 2, @ CHI 5/28/21    | 4, vs. MIN 8/5/20 | —                    |
| BLK  | 4, vs CHI 6/5/21    | 6, vs. LAS 6/4/19 | 1, @ PHO 9/17/15     |
| FGM  | 7, @ CHI 5/30/21    | 13, @ LAS 6/15/19 | 1, vs PHO 9/24/16    |
| 3FGM | 2, three times      | 7, @ LAS 6/15/19  | —                    |
| FTM  | 2, @ WASH 6/10/21   | 6, two times      | —                    |
| MINS | 34:59, @CHI 5/30/21 | 35, twice         | 6, vs PHO 9/24/16    |



GAME BY GAME STATS

| Date  | Opponent | MINS       | FG-A  | FT-A | 3PM-A | PCI  | FTM-A | PCI   | QFF | DEF | TOI | AST | STL | BLK | TO | PF | PTS |
|-------|----------|------------|-------|------|-------|------|-------|-------|-----|-----|-----|-----|-----|-----|----|----|-----|
| 5/14  | vs DAL   | DNP - Back | —     | —    | —     | —    | —     | —     | —   | —   | —   | —   | —   | —   | —  | —  | —   |
| 5/21  | @ LVA    | DNP - Back | —     | —    | —     | —    | —     | —     | —   | —   | —   | —   | —   | —   | —  | —  | —   |
| 5/28  | @CHI     | 16:24      | 3-5   | .600 | 2-3   | .667 | 0-0   | —     | 0   | 2   | 2   | 0   | 2   | 1   | 4  | 3  | 8   |
| 5/30  | @CHI     | 34:59      | 7-8   | .875 | 2-3   | .667 | 1-1   | 1.000 | 0   | 8   | 8   | 0   | 1   | 3   | 3  | 3  | 17  |
| 6/1   | @DAL     | 21:28      | 4-9   | .444 | 2-6   | .333 | 0-0   | —     | 1   | 2   | 3   | 2   | 1   | 1   | 3  | 2  | 10  |
| 6/3   | vs IND   | 24:16      | 3-9   | .333 | 1-7   | .143 | 0-0   | —     | 0   | 7   | 7   | 2   | 0   | 1   | 1  | 2  | 7   |
| 6/5   | vs CHI   | 30:53      | 6-14  | .429 | 0-5   | .000 | 1-2   | .500  | 2   | 8   | 10  | 2   | 1   | 4   | 1  | 4  | 13  |
| 6/10  | @WAS     | 15:52      | 3-6   | .500 | 1-2   | .500 | 2-2   | 1.00  | 0   | 4   | 4   | 0   | 0   | 1   | 3  | 3  | 9   |
| 6/12  | @MIN     |            |       |      |       |      |       |       |     |     |     |     |     |     |    |    |     |
| 6/16  | vs PHO   |            |       |      |       |      |       |       |     |     |     |     |     |     |    |    |     |
| 6/18  | vs PHO   |            |       |      |       |      |       |       |     |     |     |     |     |     |    |    |     |
| 6/20  | vs NYL   |            |       |      |       |      |       |       |     |     |     |     |     |     |    |    |     |
| 6/24  | vs WAS   |            |       |      |       |      |       |       |     |     |     |     |     |     |    |    |     |
| 6/26  | @PHO     |            |       |      |       |      |       |       |     |     |     |     |     |     |    |    |     |
| 6/30  | vs LVA   |            |       |      |       |      |       |       |     |     |     |     |     |     |    |    |     |
| 7/2   | vs LVA   |            |       |      |       |      |       |       |     |     |     |     |     |     |    |    |     |
| 7/4   | vs SEA   |            |       |      |       |      |       |       |     |     |     |     |     |     |    |    |     |
| 7/7   | @SEA     |            |       |      |       |      |       |       |     |     |     |     |     |     |    |    |     |
| 7/11  | vs MIN   |            |       |      |       |      |       |       |     |     |     |     |     |     |    |    |     |
| 8/15  | vs IND   |            |       |      |       |      |       |       |     |     |     |     |     |     |    |    |     |
| 8/17  | vs ATL   |            |       |      |       |      |       |       |     |     |     |     |     |     |    |    |     |
| 8/19  | vs ATL   |            |       |      |       |      |       |       |     |     |     |     |     |     |    |    |     |
| 8/22  | @NYL     |            |       |      |       |      |       |       |     |     |     |     |     |     |    |    |     |
| 8/24  | @WAS     |            |       |      |       |      |       |       |     |     |     |     |     |     |    |    |     |
| 8/26  | @CON     |            |       |      |       |      |       |       |     |     |     |     |     |     |    |    |     |
| 8/28  | @CON     |            |       |      |       |      |       |       |     |     |     |     |     |     |    |    |     |
| 8/31  | @IND     |            |       |      |       |      |       |       |     |     |     |     |     |     |    |    |     |
| 9/2   | @MIN     |            |       |      |       |      |       |       |     |     |     |     |     |     |    |    |     |
| 9/9   | vs CON   |            |       |      |       |      |       |       |     |     |     |     |     |     |    |    |     |
| 9/12  | vs SEA   |            |       |      |       |      |       |       |     |     |     |     |     |     |    |    |     |
| 9/16  | @ATL     |            |       |      |       |      |       |       |     |     |     |     |     |     |    |    |     |
| 9/19  | @DAL     |            |       |      |       |      |       |       |     |     |     |     |     |     |    |    |     |
| Total | —        | 144:00     | 26-51 | .511 | 8-26  | .307 | 4-5   | .800  | 3   | 31  | 34  | 5   | 5   | 11  | 15 | 17 | 64  |



|    |             |       |     |         |        |            |
|----|-------------|-------|-----|---------|--------|------------|
| #2 | TE'A COOPER | GUARD | 5-8 | 4/16/97 | BAYLOR | 2ND SEASON |
|----|-------------|-------|-----|---------|--------|------------|

2021 Regular Season Averages:

|      |     |     |     |     |     |      |      |      |      |
|------|-----|-----|-----|-----|-----|------|------|------|------|
| G-GS | PPG | RPG | APG | SPG | BPG | MPG  | FG%  | 3FG% | FT%  |
| 8-4  | 8.5 | 1.8 | 1.1 | 0.9 | 0.1 | 20.9 | 28.8 | 25.0 | 77.8 |

|      | 2021 Season Highs    | Career Highs       | Playoff Career Highs |
|------|----------------------|--------------------|----------------------|
| PTS  | 15, vs IND 6/3/21    | 15, two times      | 3, vs CON 9/17/20    |
| REB  | 3, three times       | 6, @CON 8/28/20    | —                    |
| AST  | 4, @ DAL 6/1/21      | 4, two times       | 2, vs CON 9/17/20    |
| STL  | 2, two times         | 2, two times       | 1, vs CON 9/17/20    |
| BLK  | 1, @ WASH 6/10/21    | 1, @ WASH 6/10/21  | —                    |
| FGM  | 5, vs IND 6/3/21     | 6, @NYL 9/8/20     | 1, vs CON 9/17/20    |
| 3FGM | 2, @ LVA 5/21/21     | 3, @NYL 9/8/20     | 1, vs CON 9/17/20    |
| FTM  | 5, @ WASH 6/10/21    | 5, @IND 8/15/20    | —                    |
| MINS | 32:25, vs CHI 6/5/21 | 32:50, @DAL 6/1/21 | 20, vs CON 9/17/20   |



GAME BY GAME STATS

| Date  | Opponent | MINS   | FG-A  | PCT  | 3PM-A | PCT  | FTM-A | PCT   | OFF | DEF | TQT | AST | STL | BLK | TO | PF | PTS |
|-------|----------|--------|-------|------|-------|------|-------|-------|-----|-----|-----|-----|-----|-----|----|----|-----|
| 5/14  | vs DAL   | 17:30  | 1-10  | .100 | 1-3   | .333 | 1-2   | .500  | 0   | 2   | 2   | 1   | 2   | 0   | 1  | 2  | 4   |
| 5/21  | @ LVA    | 21:13  | 2-5   | .400 | 2-3   | .667 | 2-2   | 1.000 | 0   | 1   | 1   | 1   | 1   | 0   | 2  | 3  | 8   |
| 5/28  | @CHI     | 13:40  | 2-9   | .222 | 0-3   | .000 | 1-2   | .500  | 0   | 0   | 0   | 0   | 0   | 0   | 1  | 4  | 5   |
| 5/30  | @CHI     | 10:10  | 0-6   | .000 | 0-0   | —    | 0-0   | —     | 0   | 3   | 3   | 1   | 1   | 0   | 3  | 0  | 0   |
| 6/1   | @DAL     | 32:50  | 4-12  | .333 | 0-3   | .000 | 4-4   | 1.000 | 0   | 3   | 3   | 4   | 1   | 0   | 0  | 3  | 12  |
| 6/3   | vs IND   | 17:09  | 5-8   | .625 | 1-2   | .500 | 4-5   | .800  | 0   | 1   | 1   | 0   | 0   | 0   | 1  | 3  | 15  |
| 6/5   | vs CHI   | 32:25  | 4-9   | .444 | 1-4   | .250 | 4-6   | .667  | 0   | 2   | 2   | 0   | 0   | 0   | 2  | 3  | 13  |
| 6/10  | @WAS     | 21:33  | 3-14  | .214 | 0-2   | .000 | 5-6   | .833  | 1   | 2   | 3   | 2   | 2   | 1   | 2  | 2  | 11  |
| 6/12  | @MIN     |        |       |      |       |      |       |       |     |     |     |     |     |     |    |    |     |
| 6/16  | vs PHO   |        |       |      |       |      |       |       |     |     |     |     |     |     |    |    |     |
| 6/18  | vs PHO   |        |       |      |       |      |       |       |     |     |     |     |     |     |    |    |     |
| 6/20  | vs NYL   |        |       |      |       |      |       |       |     |     |     |     |     |     |    |    |     |
| 6/24  | vs WAS   |        |       |      |       |      |       |       |     |     |     |     |     |     |    |    |     |
| 6/26  | @PHO     |        |       |      |       |      |       |       |     |     |     |     |     |     |    |    |     |
| 6/30  | vs LVA   |        |       |      |       |      |       |       |     |     |     |     |     |     |    |    |     |
| 7/2   | vs LVA   |        |       |      |       |      |       |       |     |     |     |     |     |     |    |    |     |
| 7/4   | vs SEA   |        |       |      |       |      |       |       |     |     |     |     |     |     |    |    |     |
| 7/7   | @SEA     |        |       |      |       |      |       |       |     |     |     |     |     |     |    |    |     |
| 7/11  | vs MIN   |        |       |      |       |      |       |       |     |     |     |     |     |     |    |    |     |
| 8/15  | vs IND   |        |       |      |       |      |       |       |     |     |     |     |     |     |    |    |     |
| 8/17  | vs ATL   |        |       |      |       |      |       |       |     |     |     |     |     |     |    |    |     |
| 8/19  | vs ATL   |        |       |      |       |      |       |       |     |     |     |     |     |     |    |    |     |
| 8/22  | @NYL     |        |       |      |       |      |       |       |     |     |     |     |     |     |    |    |     |
| 8/24  | @WAS     |        |       |      |       |      |       |       |     |     |     |     |     |     |    |    |     |
| 8/26  | @CON     |        |       |      |       |      |       |       |     |     |     |     |     |     |    |    |     |
| 8/28  | @CON     |        |       |      |       |      |       |       |     |     |     |     |     |     |    |    |     |
| 8/31  | @IND     |        |       |      |       |      |       |       |     |     |     |     |     |     |    |    |     |
| 9/2   | @MIN     |        |       |      |       |      |       |       |     |     |     |     |     |     |    |    |     |
| 9/9   | vs CON   |        |       |      |       |      |       |       |     |     |     |     |     |     |    |    |     |
| 9/12  | vs SEA   |        |       |      |       |      |       |       |     |     |     |     |     |     |    |    |     |
| 9/16  | @ATL     |        |       |      |       |      |       |       |     |     |     |     |     |     |    |    |     |
| 9/19  | @DAL     |        |       |      |       |      |       |       |     |     |     |     |     |     |    |    |     |
| Total | —        | 167:17 | 21-73 | .287 | 5-20  | .250 | 21-27 | .778  | 1   | 13  | 14  | 9   | 7   | 1   | 12 | 20 | 68  |

|    |               |        |     |         |        |            |
|----|---------------|--------|-----|---------|--------|------------|
| #7 | MARIA VADEEVA | CENTER | 6-4 | 7/16/98 | RUSSIA | 3RD SEASON |
|----|---------------|--------|-----|---------|--------|------------|

2019 Regular Season Averages:

| G-GS | PPG | RPG | APG | SPG | BPG | MPG  | FG%  | 3FG% | FT%  |
|------|-----|-----|-----|-----|-----|------|------|------|------|
| 15-1 | 7.8 | 3.9 | 0.7 | 1.0 | 0.2 | 12.0 | .490 | .313 | .769 |

|      | 2019 Season Highs    | Career Highs         | Playoff Career Highs |
|------|----------------------|----------------------|----------------------|
| PTS  | 24, @ LVA 5/26/19    | 24, @ LVA 5/26/19    | 2, two times         |
| REB  | 8, two times         | 8, two times         | 4, vs CON 9/22/19    |
| AST  | 3, two times         | 3, two times         | 2, vs SEA 9/15/19    |
| STL  | 3, vs MIN 8/20/19    | 3, vs MIN 8/20/19    | —                    |
| BLK  | 3, @ LVA 5/26/19     | 3, two times         | 1, three times       |
| FGM  | 11, @ LVA 5/26/19    | 11, @ LVA 5/26/19    | 1, two times         |
| 3FGM | 2, @ LVA 5/26/19     | 2, two times         | —                    |
| FTM  | 4, vs SEA 8/4/19     | 4, vs SEA 8/4/19     | —                    |
| MINs | 24:12, @ LVA 5/26/19 | 24:12, @ LVA 5/26/19 | 13:30 vs CON 9/22/19 |



## GAME BY GAME STATS

[illegible]

|     |            |         |     |         |              |            |
|-----|------------|---------|-----|---------|--------------|------------|
| #12 | NIA COFFEY | FORWARD | 6-1 | 6/11/95 | NORTHWESTERN | 5TH SEASON |
|-----|------------|---------|-----|---------|--------------|------------|

2021 Regular Season Averages:

| G-GS | PPG | RPG | APG | SPG | BPG | MPG  | FG%  | 3FG% | FT%  |
|------|-----|-----|-----|-----|-----|------|------|------|------|
| 8-4  | 9.8 | 4.5 | 1.0 | 1.3 | 1.9 | 25.1 | 44.4 | 48.3 | 66.7 |

|      | 2021 Season Highs    | Career Highs         | Playoff Career Highs |
|------|----------------------|----------------------|----------------------|
| PTS  | 17, @ CHI 5/30/21    | 23, vs SEA 5/27/18   | —                    |
| REB  | 9, vs CHI 6/5/21     | 12, vs PHO 6/17/18   | —                    |
| AST  | 3, vs CHI 6/5/21     | 6, @ CHI 6/3/18      | —                    |
| STL  | 4, @ CHI 5/30/21     | 4, @CHI 5/30/21      | —                    |
| BLK  | 6, @ DAL 6/1/21      | 6, @DAL 6/1/21       | —                    |
| FGM  | 6, @CHI 5/30/21      | 8, vs SEA 5/27/18    | —                    |
| 3FGM | 3, three times       | 3, four times        | —                    |
| FTM  | 4, two times         | 7, two times         | —                    |
| MINS | 32:58, vs CHI 6/5/21 | 32:58, vs CHI 6/5/21 | —                    |



GAME BY GAME STATS

| Date  | Opponent | MINS   | FG-A  | PCT   | 3PM-A | PCT   | FTM-A | PCT   | OFF | DEF | TQT | AST | STL | BLK | TO | PF | PTS |
|-------|----------|--------|-------|-------|-------|-------|-------|-------|-----|-----|-----|-----|-----|-----|----|----|-----|
| 5/14  | vs DAL   | 19:41  | 4-8   | .500  | 2-4   | .500  | 0-2   | .000  | 2   | 2   | 4   | 1   | 1   | 2   | 4  | 2  | 10  |
| 5/21  | @ LVA    | 20:43  | 3-7   | .429  | 1-2   | .500  | 1-2   | .500  | 0   | 3   | 3   | 0   | 1   | 0   | 0  | 1  | 8   |
| 5/28  | @CHI     | 16:59  | 3-5   | .600  | 3-4   | .750  | 0-0   | —     | 1   | 4   | 5   | 1   | 1   | 1   | 0  | 1  | 9   |
| 5/30  | @CHI     | 31:04  | 6-12  | .500  | 3-5   | .600  | 0-0   | —     | 1   | 3   | 4   | 1   | 4   | 2   | 1  | 2  | 17  |
| 6/1   | @DAL     | 28:28  | 3-8   | .375  | 2-5   | .400  | 0-0   | —     | 1   | 5   | 6   | 1   | 1   | 6   | 1  | 4  | 8   |
| 6/3   | vs IND   | 30:36  | 4-4   | 1.000 | 3-3   | 1.000 | 4-5   | .800  | 0   | 1   | 1   | 1   | 0   | 2   | 0  | 4  | 13  |
| 6/5   | vs CHI   | 32:25  | 4-11  | .364  | 0-3   | .000  | 2-2   | 1.000 | 1   | 8   | 9   | 3   | 3   | 2   | 0  | 2  | 10  |
| 6/10  | @WAS     | 20:12  | 1-8   | .125  | 0-3   | .000  | 3-4   | .750  | 2   | 2   | 4   | 0   | 0   | 0   | 0  | 2  | 5   |
| 6/12  | @MIN     |        |       |       |       |       |       |       |     |     |     |     |     |     |    |    |     |
| 6/16  | vs PHO   |        |       |       |       |       |       |       |     |     |     |     |     |     |    |    |     |
| 6/18  | vs PHO   |        |       |       |       |       |       |       |     |     |     |     |     |     |    |    |     |
| 6/20  | vs NYL   |        |       |       |       |       |       |       |     |     |     |     |     |     |    |    |     |
| 6/24  | vs WAS   |        |       |       |       |       |       |       |     |     |     |     |     |     |    |    |     |
| 6/26  | @PHO     |        |       |       |       |       |       |       |     |     |     |     |     |     |    |    |     |
| 6/30  | vs LVA   |        |       |       |       |       |       |       |     |     |     |     |     |     |    |    |     |
| 7/2   | vs LVA   |        |       |       |       |       |       |       |     |     |     |     |     |     |    |    |     |
| 7/4   | vs SEA   |        |       |       |       |       |       |       |     |     |     |     |     |     |    |    |     |
| 7/7   | @SEA     |        |       |       |       |       |       |       |     |     |     |     |     |     |    |    |     |
| 7/11  | vs MIN   |        |       |       |       |       |       |       |     |     |     |     |     |     |    |    |     |
| 8/15  | vs IND   |        |       |       |       |       |       |       |     |     |     |     |     |     |    |    |     |
| 8/17  | vs ATL   |        |       |       |       |       |       |       |     |     |     |     |     |     |    |    |     |
| 8/19  | vs ATL   |        |       |       |       |       |       |       |     |     |     |     |     |     |    |    |     |
| 8/22  | @NYL     |        |       |       |       |       |       |       |     |     |     |     |     |     |    |    |     |
| 8/24  | @WAS     |        |       |       |       |       |       |       |     |     |     |     |     |     |    |    |     |
| 8/26  | @CON     |        |       |       |       |       |       |       |     |     |     |     |     |     |    |    |     |
| 8/28  | @CON     |        |       |       |       |       |       |       |     |     |     |     |     |     |    |    |     |
| 8/31  | @IND     |        |       |       |       |       |       |       |     |     |     |     |     |     |    |    |     |
| 9/2   | @MIN     |        |       |       |       |       |       |       |     |     |     |     |     |     |    |    |     |
| 9/9   | vs CON   |        |       |       |       |       |       |       |     |     |     |     |     |     |    |    |     |
| 9/12  | vs SEA   |        |       |       |       |       |       |       |     |     |     |     |     |     |    |    |     |
| 9/16  | @ATL     |        |       |       |       |       |       |       |     |     |     |     |     |     |    |    |     |
| 9/19  | @DAL     |        |       |       |       |       |       |       |     |     |     |     |     |     |    |    |     |
| Total | —        | 201:56 | 28-63 | .444  | 14-29 | .483  | 8-12  | .667  | 8   | 28  | 36  | 8   | 10  | 15  | 6  | 18 | 78  |

|     |                 |                |     |         |          |            |
|-----|-----------------|----------------|-----|---------|----------|------------|
| #13 | CHINEY OGWUMIKE | FORWARD/CENTER | 6-3 | 3/21/92 | STANFORD | 5TH SEASON |
|-----|-----------------|----------------|-----|---------|----------|------------|

2021 Regular Season Averages:

|      |     |     |     |     |     |      |      |      |      |
|------|-----|-----|-----|-----|-----|------|------|------|------|
| G-GS | PPG | RPG | APG | SPG | BPG | MPG  | FG%  | 3FG% | FT%  |
| 3-3  | 9.0 | 5.7 | 2.0 | 0.7 | 0.7 | 27.3 | 34.5 | 66.7 | 71.4 |

|      | 2021 Season Highs    | Career Highs       | Playoff Career Highs |
|------|----------------------|--------------------|----------------------|
| PTS  | 12, vs DAL 5/14/21   | 30, vs SEA 6/15/18 | 10, @CON 9/19/19     |
| REB  | 6, two times         | 17, vs NY 6/29/14  | 5, @CON 9/19/19      |
| AST  | 2, three times       | 4, vs NY 6/14/19   | 2, vs SEA 9/15/19    |
| STL  | 1, two times         | 4, two times       | 2, vs PHX 9/23/19    |
| BLK  | 1, @ CHI 5/28/21     | 7, vs DAL 7/20/16  | 2, @CON 9/17/19      |
| FGM  | 5, vs DAL 5/14/21    | 13, vs SEA 6/15/18 | 14 @CON 9/19/19      |
| 3FGM | 2, vs DAL 5/14/21    | 2, vs DAL 5/14/21  | —                    |
| FTM  | 3, @ LVA 5/21/21     | 8, two times       | —                    |
| MINS | 30:40, @ LVA 5/21/21 | 40, two times      | 19, vs PHO 8/23/18   |



GAME BY GAME STATS

| Date  | Opponent | MINS       | FG-A  | PCT  | 3PM-A | PCT  | FTM-A | PCT   | OFF | DEF | TOT | AST | STL | BLK | TQ | PE | PTS |
|-------|----------|------------|-------|------|-------|------|-------|-------|-----|-----|-----|-----|-----|-----|----|----|-----|
| 5/14  | vs DAL   | 27:11      | 5-11  | .455 | 2-3   | .667 | 0-0   | —     | 1   | 5   | 6   | 2   | 1   | 0   | 1  | 4  | 12  |
| 5/21  | @ LVA    | 30:40      | 4-10  | .400 | 0-0   | —    | 3-5   | .600  | 3   | 2   | 5   | 2   | 1   | 0   | 2  | 5  | 11  |
| 5/28  | @CHI     | 24         | 1-8   | .125 | 0-0   | —    | 2-2   | 1.000 | 2   | 4   | 6   | 2   | 0   | 1   | 3  | 4  | 4   |
| 5/30  | @CHI     | DNP - KNEE | —     | —    | —     | —    | —     | —     | —   | —   | —   | —   | —   | —   | —  | —  | —   |
| 6/1   | @DAL     | DNP - KNEE | —     | —    | —     | —    | —     | —     | —   | —   | —   | —   | —   | —   | —  | —  | —   |
| 6/3   | vs IND   | DNP - KNEE | —     | —    | —     | —    | —     | —     | —   | —   | —   | —   | —   | —   | —  | —  | —   |
| 6/5   | vs CHI   | DNP - KNEE | —     | —    | —     | —    | —     | —     | —   | —   | —   | —   | —   | —   | —  | —  | —   |
| 6/10  | @WAS     | DNP - KNEE | —     | —    | —     | —    | —     | —     | —   | —   | —   | —   | —   | —   | —  | —  | —   |
| 6/12  | @MIN     |            |       |      |       |      |       |       |     |     |     |     |     |     |    |    |     |
| 6/16  | vs PHO   |            |       |      |       |      |       |       |     |     |     |     |     |     |    |    |     |
| 6/18  | vs PHO   |            |       |      |       |      |       |       |     |     |     |     |     |     |    |    |     |
| 6/20  | vs NYL   |            |       |      |       |      |       |       |     |     |     |     |     |     |    |    |     |
| 6/24  | vs WAS   |            |       |      |       |      |       |       |     |     |     |     |     |     |    |    |     |
| 6/26  | @PHO     |            |       |      |       |      |       |       |     |     |     |     |     |     |    |    |     |
| 6/30  | vs LVA   |            |       |      |       |      |       |       |     |     |     |     |     |     |    |    |     |
| 7/2   | vs LVA   |            |       |      |       |      |       |       |     |     |     |     |     |     |    |    |     |
| 7/4   | vs SEA   |            |       |      |       |      |       |       |     |     |     |     |     |     |    |    |     |
| 7/7   | @SEA     |            |       |      |       |      |       |       |     |     |     |     |     |     |    |    |     |
| 7/11  | vs MIN   |            |       |      |       |      |       |       |     |     |     |     |     |     |    |    |     |
| 8/15  | vs IND   |            |       |      |       |      |       |       |     |     |     |     |     |     |    |    |     |
| 8/17  | vs ATL   |            |       |      |       |      |       |       |     |     |     |     |     |     |    |    |     |
| 8/19  | vs ATL   |            |       |      |       |      |       |       |     |     |     |     |     |     |    |    |     |
| 8/22  | @NYL     |            |       |      |       |      |       |       |     |     |     |     |     |     |    |    |     |
| 8/24  | @WAS     |            |       |      |       |      |       |       |     |     |     |     |     |     |    |    |     |
| 8/26  | @CON     |            |       |      |       |      |       |       |     |     |     |     |     |     |    |    |     |
| 8/28  | @CON     |            |       |      |       |      |       |       |     |     |     |     |     |     |    |    |     |
| 8/31  | @IND     |            |       |      |       |      |       |       |     |     |     |     |     |     |    |    |     |
| 9/2   | @MIN     |            |       |      |       |      |       |       |     |     |     |     |     |     |    |    |     |
| 9/9   | vs CON   |            |       |      |       |      |       |       |     |     |     |     |     |     |    |    |     |
| 9/12  | vs SEA   |            |       |      |       |      |       |       |     |     |     |     |     |     |    |    |     |
| 9/16  | @ATL     |            |       |      |       |      |       |       |     |     |     |     |     |     |    |    |     |
| 9/19  | @DAL     |            |       |      |       |      |       |       |     |     |     |     |     |     |    |    |     |
| Total | —        | 81:51      | 10-29 | .345 | 2-3   | .667 | 5-7   | .714  | 6   | 11  | 17  | 6   | 2   | 1   | 6  | 13 | 27  |

2021 Regular Season Averages:

|      |     |     |     |     |     |      |      |      |      |
|------|-----|-----|-----|-----|-----|------|------|------|------|
| G-GS | PPG | RPG | APG | SPG | BPG | MPG  | FG%  | 3FG% | FT%  |
| 8-2  | 6.3 | 3.6 | 2.0 | 1.4 | 0.6 | 24.6 | 29.8 | 20.0 | 72.2 |

|      | 2021 Season Highs    | Career Highs       | Playoff Career Highs |
|------|----------------------|--------------------|----------------------|
| PTS  | 11, @ CHI 5/28/21    | 33, vs PHO 9/3/17  | 17, @WAS 8/31/18     |
| REB  | 6, vs IND 6/3/21     | 13, vs PHO 7/25/17 | 6, vs WAS 8/28/18    |
| AST  | 3, two times         | 7, vs IND 7/1/18   | 3, vs WAS 9/4/18     |
| STL  | 5, @ CHI 5/28/21     | 5, two times       | 2, two times         |
| BLK  | 2, @CHI 5/30/21      | 3, three times     | 1, vs WAS 8/28/18    |
| FGM  | 4, two times         | 12, vs PHO 9/3/17  | 6, three times       |
| 3FGM | 2, @ CHI 5/30/21     | 4, two times       | 3, two times         |
| FTM  | 4, two times         | 12, vs WAS 7/19/17 | 2, two times         |
| MINS | 28:22, @ CHI 5/28/21 | 37, vs CON 8/15/17 | 28, @WAS 9/2/18      |



GAME BY GAME STATS

| Date  | Opponent | MINS   | FG-A  | PCT  | 3PM-A | PCT  | FTM-A | PCT   | QFF | DEF | TQT | AST | STL | BLK | TO | PF | PTS |
|-------|----------|--------|-------|------|-------|------|-------|-------|-----|-----|-----|-----|-----|-----|----|----|-----|
| 5/14  | vs DAL   | 26:34  | 2-7   | .286 | 0-4   | .000 | 2-4   | .500  | 0   | 2   | 2   | 3   | 2   | 1   | 1  | 0  | 6   |
| 5/21  | @ LVA    | 22:33  | 1-7   | .143 | 0-5   | .000 | 0-0   | —     | 0   | 2   | 2   | 2   | 0   | 0   | 0  | 1  | 2   |
| 5/28  | @CHI     | 28:22  | 4-11  | .364 | 1-3   | .333 | 2-2   | 1.000 | 2   | 3   | 5   | 3   | 5   | 0   | 3  | 3  | 11  |
| 5/30  | @CHI     | 25:59  | 2-6   | .333 | 2-3   | .667 | 0-0   | —     | 2   | 1   | 3   | 2   | 1   | 2   | 2  | 4  | 6   |
| 6/1   | @DAL     | 25:13  | 1-6   | .167 | 0-2   | .000 | 4-4   | 1.000 | 0   | 4   | 4   | 1   | 0   | 1   | 2  | 3  | 6   |
| 6/3   | vs IND   | 26:17  | 4-9   | .444 | 0-1   | .000 | 0-0   | —     | 1   | 5   | 6   | 2   | 3   | 0   | 1  | 2  | 8   |
| 6/5   | vs CHI   | 20:20  | 0-3   | .000 | 0-0   | —    | 1-2   | .500  | 0   | 4   | 4   | 2   | 0   | 0   | 0  | 3  | 1   |
| 6/10  | @WAS     | 21:26  | 3-8   | .375 | 0-1   | .000 | 4-6   | .667  | 1   | 2   | 3   | 1   | 0   | 1   | 0  | 1  | 10  |
| 6/12  | @MIN     |        |       |      |       |      |       |       |     |     |     |     |     |     |    |    |     |
| 6/16  | vs PHO   |        |       |      |       |      |       |       |     |     |     |     |     |     |    |    |     |
| 6/18  | vs PHO   |        |       |      |       |      |       |       |     |     |     |     |     |     |    |    |     |
| 6/20  | vs NYL   |        |       |      |       |      |       |       |     |     |     |     |     |     |    |    |     |
| 6/24  | vs WAS   |        |       |      |       |      |       |       |     |     |     |     |     |     |    |    |     |
| 6/26  | @PHO     |        |       |      |       |      |       |       |     |     |     |     |     |     |    |    |     |
| 6/30  | vs LVA   |        |       |      |       |      |       |       |     |     |     |     |     |     |    |    |     |
| 7/2   | vs LVA   |        |       |      |       |      |       |       |     |     |     |     |     |     |    |    |     |
| 7/4   | vs SEA   |        |       |      |       |      |       |       |     |     |     |     |     |     |    |    |     |
| 7/7   | @SEA     |        |       |      |       |      |       |       |     |     |     |     |     |     |    |    |     |
| 7/11  | vs MIN   |        |       |      |       |      |       |       |     |     |     |     |     |     |    |    |     |
| 8/15  | vs IND   |        |       |      |       |      |       |       |     |     |     |     |     |     |    |    |     |
| 8/17  | vs ATL   |        |       |      |       |      |       |       |     |     |     |     |     |     |    |    |     |
| 8/19  | vs ATL   |        |       |      |       |      |       |       |     |     |     |     |     |     |    |    |     |
| 8/22  | @NYL     |        |       |      |       |      |       |       |     |     |     |     |     |     |    |    |     |
| 8/24  | @WAS     |        |       |      |       |      |       |       |     |     |     |     |     |     |    |    |     |
| 8/26  | @CON     |        |       |      |       |      |       |       |     |     |     |     |     |     |    |    |     |
| 8/28  | @CON     |        |       |      |       |      |       |       |     |     |     |     |     |     |    |    |     |
| 8/31  | @IND     |        |       |      |       |      |       |       |     |     |     |     |     |     |    |    |     |
| 9/2   | @MIN     |        |       |      |       |      |       |       |     |     |     |     |     |     |    |    |     |
| 9/9   | vs CON   |        |       |      |       |      |       |       |     |     |     |     |     |     |    |    |     |
| 9/12  | vs SEA   |        |       |      |       |      |       |       |     |     |     |     |     |     |    |    |     |
| 9/16  | @ATL     |        |       |      |       |      |       |       |     |     |     |     |     |     |    |    |     |
| 9/19  | @DAL     |        |       |      |       |      |       |       |     |     |     |     |     |     |    |    |     |
| Total | —        | 197:57 | 17-57 | .298 | 3-15  | .200 | 13-18 | .722  | 6   | 23  | 29  | 16  | 11  | 5   | 9  | 17 | 50  |



|     |               |       |     |        |         |            |
|-----|---------------|-------|-----|--------|---------|------------|
| #17 | ERICA WHEELER | GUARD | 5-7 | 5/2/91 | RUTGERS | 6TH SEASON |
|-----|---------------|-------|-----|--------|---------|------------|

2021 Regular Season Averages:

|      |      |     |     |     |     |      |      |      |      |
|------|------|-----|-----|-----|-----|------|------|------|------|
| G-GS | PPG  | RPG | APG | SPG | BPG | MPG  | FG%  | 3FG% | FT%  |
| 8-8  | 11.1 | 2.0 | 3.8 | 1.5 | —   | 25.8 | 37.3 | 34.8 | 90.5 |

|      | 2021 Season Highs    | Career Highs      | Playoff Career Highs |
|------|----------------------|-------------------|----------------------|
| PTS  | 22, vs CHI 6/5/21    | 33, @NYL 8/8/17   | 10, vs PHO 9/21/16   |
| REB  | 5, vs CHI 6/5/21     | 7, three times    | 3, vs PHO 9/21/16    |
| AST  | 7, @ CHI 5/30/21     | 10, @ATL 6/14/18  | 3, vs PHO 9/21/16    |
| STL  | 3, two times         | 5, vs ATL 7/31/19 | —                    |
| BLK  | —                    | 2, @LVA 6/29/19   | —                    |
| FGM  | 7, vs CHI 6/5/21     | 12, @NYL 8/8/17   | 3, vs PHO 9/21/16    |
| 3FGM | 3, vs IND 6/3/21     | 7, @NYL 8/8/17    | 2, vs PHO 9/21/16    |
| FTM  | 7, vs CHI 6/5/21     | 9, vs PHO 6/7/17  | 2, vs PHO 9/21/16    |
| MINS | 34:50, @ CHI 5/30/21 | 42, vs PHO 6/7/17 | 25, vs PHO 9/21/16   |



GAME BY GAME STATS

| Date  | Opponent | MINS   | FG-A  | FT   | 3PM-A | REB   | AST   | STL   | BLK | TO | PF | PTS |
|-------|----------|--------|-------|------|-------|-------|-------|-------|-----|----|----|-----|
| 5/14  | vs DAL   | 19:25  | 2-8   | .250 | 0-3   | .000  | 0-0   | —     | 0   | 2  | 2  | 4   |
| 5/21  | @ LVA    | 19:14  | 3-6   | .500 | 0-1   | .000  | 0-0   | —     | 0   | 3  | 3  | 6   |
| 5/28  | @CHI     | 25:44  | 3-5   | .500 | 1-1   | 1.000 | 6-7   | .857  | 0   | 0  | 0  | 13  |
| 5/30  | @CHI     | 34:50  | 6-19  | .316 | 0-1   | .000  | 5-6   | .833  | 0   | 0  | 0  | 17  |
| 6/1   | @DAL     | 22:08  | 2-12  | .167 | 1-5   | .200  | 0-0   | —     | 0   | 2  | 2  | 5   |
| 6/3   | vs IND   | 24:10  | 5-9   | .556 | 3-4   | .750  | 1-1   | 1.000 | 0   | 1  | 1  | 14  |
| 6/5   | vs CHI   | 34:25  | 7-13  | .538 | 1-3   | .333  | 7-7   | 1.000 | 1   | 4  | 5  | 22  |
| 6/10  | @WAS     | 25:40  | 3-10  | .300 | 2-4   | .500  | 0-0   | -     | 0   | 3  | 3  | 8   |
| 6/12  | @MIN     |        |       |      |       |       |       |       |     |    |    |     |
| 6/16  | vs PHO   |        |       |      |       |       |       |       |     |    |    |     |
| 6/18  | vs PHO   |        |       |      |       |       |       |       |     |    |    |     |
| 6/20  | vs NYL   |        |       |      |       |       |       |       |     |    |    |     |
| 6/24  | vs WAS   |        |       |      |       |       |       |       |     |    |    |     |
| 6/26  | @PHO     |        |       |      |       |       |       |       |     |    |    |     |
| 6/30  | vs LVA   |        |       |      |       |       |       |       |     |    |    |     |
| 7/2   | vs LVA   |        |       |      |       |       |       |       |     |    |    |     |
| 7/4   | vs SEA   |        |       |      |       |       |       |       |     |    |    |     |
| 7/7   | @SEA     |        |       |      |       |       |       |       |     |    |    |     |
| 7/11  | vs MIN   |        |       |      |       |       |       |       |     |    |    |     |
| 8/15  | vs IND   |        |       |      |       |       |       |       |     |    |    |     |
| 8/17  | vs ATL   |        |       |      |       |       |       |       |     |    |    |     |
| 8/19  | vs ATL   |        |       |      |       |       |       |       |     |    |    |     |
| 8/22  | @NYL     |        |       |      |       |       |       |       |     |    |    |     |
| 8/24  | @WAS     |        |       |      |       |       |       |       |     |    |    |     |
| 8/26  | @CON     |        |       |      |       |       |       |       |     |    |    |     |
| 8/28  | @CON     |        |       |      |       |       |       |       |     |    |    |     |
| 8/31  | @IND     |        |       |      |       |       |       |       |     |    |    |     |
| 9/2   | @MIN     |        |       |      |       |       |       |       |     |    |    |     |
| 9/9   | vs CON   |        |       |      |       |       |       |       |     |    |    |     |
| 9/12  | vs SEA   |        |       |      |       |       |       |       |     |    |    |     |
| 9/16  | @ATL     |        |       |      |       |       |       |       |     |    |    |     |
| 9/19  | @DAL     |        |       |      |       |       |       |       |     |    |    |     |
| Total | —        | 206:56 | 31-83 | .373 | 8-23  | .347  | 19-21 | .905  | 1   | 15 | 16 | 89  |

|     |                |       |     |         |          |             |
|-----|----------------|-------|-----|---------|----------|-------------|
| #20 | KRISTI TOLIVER | GUARD | 5-7 | 1/27/87 | MARYLAND | 12TH SEASON |
|-----|----------------|-------|-----|---------|----------|-------------|

2021 Regular Season Averages:

| G-GS | PPG | RPG | APG | SPG | BPG | MPG  | FG%  | 3FG% | FT%  |
|------|-----|-----|-----|-----|-----|------|------|------|------|
| 8-8  | 8.6 | 1.3 | 2.6 | 0.4 | —   | 24.9 | 52.2 | 46.2 | 90.0 |

|      | 2021 Season Highs    | Career Highs       | Playoff Career Highs |
|------|----------------------|--------------------|----------------------|
| PTS  | 22, vs IND 6/3/21    | 43, vs TUL 7/3/15  | 32, @NYL 9/10/17     |
| REB  | 2, four times        | 9, @CON 8/6/13     | 6, vs PHO 9/23/13    |
| AST  | 5, two times         | 11, vs IND 8/8/19  | 10, @CON 10/6/19     |
| STL  | 1, three times       | 4, three times     | 5, @CHI 10/4/16      |
| BLK  | —                    | 2, four times      | 1, four times        |
| FGM  | 8, vs IND 6/3/21     | 15, vs TUL 7/3/15  | 10, @NYL 9/10/17     |
| 3FGM | 4, @DAL 6/1/21       | 7, three times     | 9, @NYL 9/10/17      |
| FTM  | 3, two times         | 14, vs TUL 6/20/12 | 10, vs SAS 9/27/12   |
| MINS | 29:12, vs CHI 6/5/21 | 44, vs TUL 6/8/13  | 40, 8/31/18          |



GAME BY GAME STATS

| Date  | Opponent | MINS   | FG-A  | PCI   | 3PM-A | PCI  | FTM-A | PCI   | OFF | DEF | TOI | ASI | STL | BLK | IO | PE | PTS |
|-------|----------|--------|-------|-------|-------|------|-------|-------|-----|-----|-----|-----|-----|-----|----|----|-----|
| 5/14  | vs DAL   | 24:11  | 4-6   | .667  | 2-4   | .500 | 1-2   | .500  | 0   | 0   | 0   | 2   | 1   | 0   | 3  | 1  | 11  |
| 5/21  | @ LVA    | 18:14  | 3-6   | .500  | 1-3   | .333 | 2-2   | 1.000 | 0   | 2   | 2   | 5   | 0   | 0   | 2  | 4  | 9   |
| 5/28  | @CHI     | 22:00  | 1-1   | 1.000 | 0-0   | —    | 3-3   | 1.000 | 0   | 1   | 1   | 1   | 0   | 0   | 1  | 1  | 5   |
| 5/30  | @CHI     | 27:17  | 0-3   | .000  | 0-2   | .000 | 0-0   | —     | 0   | 1   | 1   | 5   | 1   | 0   | 1  | 1  | 0   |
| 6/1   | @DAL     | 26:23  | 5-6   | .833  | 4-5   | .800 | 0-0   | —     | 0   | 0   | 0   | 2   | 1   | 0   | 2  | 4  | 14  |
| 6/3   | vs IND   | 27:41  | 8-12  | .667  | 3-7   | .429 | 3-3   | 1.000 | 0   | 2   | 2   | 0   | 0   | 0   | 2  | 2  | 22  |
| 6/5   | vs CHI   | 29:12  | 2-8   | .250  | 1-2   | .500 | 0-0   | —     | 2   | 0   | 2   | 2   | 0   | 0   | 2  | 4  | 5   |
| 6/10  | @WAS     | 24:01  | 1-4   | .250  | 1-3   | .333 | 0-0   | -     | 0   | 2   | 2   | 3   | 0   | 0   | 1  | 1  | 3   |
| 6/12  | @MIN     |        |       |       |       |      |       |       |     |     |     |     |     |     |    |    |     |
| 6/16  | vs PHO   |        |       |       |       |      |       |       |     |     |     |     |     |     |    |    |     |
| 6/18  | vs PHO   |        |       |       |       |      |       |       |     |     |     |     |     |     |    |    |     |
| 6/20  | vs NYL   |        |       |       |       |      |       |       |     |     |     |     |     |     |    |    |     |
| 6/24  | vs WAS   |        |       |       |       |      |       |       |     |     |     |     |     |     |    |    |     |
| 6/26  | @PHO     |        |       |       |       |      |       |       |     |     |     |     |     |     |    |    |     |
| 6/30  | vs LVA   |        |       |       |       |      |       |       |     |     |     |     |     |     |    |    |     |
| 7/2   | vs LVA   |        |       |       |       |      |       |       |     |     |     |     |     |     |    |    |     |
| 7/4   | vs SEA   |        |       |       |       |      |       |       |     |     |     |     |     |     |    |    |     |
| 7/7   | @SEA     |        |       |       |       |      |       |       |     |     |     |     |     |     |    |    |     |
| 7/11  | vs MIN   |        |       |       |       |      |       |       |     |     |     |     |     |     |    |    |     |
| 8/15  | vs IND   |        |       |       |       |      |       |       |     |     |     |     |     |     |    |    |     |
| 8/17  | vs ATL   |        |       |       |       |      |       |       |     |     |     |     |     |     |    |    |     |
| 8/19  | vs ATL   |        |       |       |       |      |       |       |     |     |     |     |     |     |    |    |     |
| 8/22  | @NYL     |        |       |       |       |      |       |       |     |     |     |     |     |     |    |    |     |
| 8/24  | @WAS     |        |       |       |       |      |       |       |     |     |     |     |     |     |    |    |     |
| 8/26  | @CON     |        |       |       |       |      |       |       |     |     |     |     |     |     |    |    |     |
| 8/28  | @CON     |        |       |       |       |      |       |       |     |     |     |     |     |     |    |    |     |
| 8/31  | @IND     |        |       |       |       |      |       |       |     |     |     |     |     |     |    |    |     |
| 9/2   | @MIN     |        |       |       |       |      |       |       |     |     |     |     |     |     |    |    |     |
| 9/9   | vs CON   |        |       |       |       |      |       |       |     |     |     |     |     |     |    |    |     |
| 9/12  | vs SEA   |        |       |       |       |      |       |       |     |     |     |     |     |     |    |    |     |
| 9/16  | @ATL     |        |       |       |       |      |       |       |     |     |     |     |     |     |    |    |     |
| 9/19  | @DAL     |        |       |       |       |      |       |       |     |     |     |     |     |     |    |    |     |
| Total | —        | 199:58 | 24-46 | .521  | 12-26 | .461 | 9-10  | .900  | 2   | 8   | 10  | 21  | 3   | 0   | 14 | 18 | 69  |

|     |                  |       |      |          |         |            |
|-----|------------------|-------|------|----------|---------|------------|
| #22 | ARELLA GUIRANTES | GUARD | 5-11 | 10/15/97 | RUTGERS | 1ST SEASON |
|-----|------------------|-------|------|----------|---------|------------|

2021 Regular Season Averages:

|      |     |     |     |     |     |      |      |      |      |
|------|-----|-----|-----|-----|-----|------|------|------|------|
| G-GS | PPG | RPG | APG | SPG | BPG | MPG  | FG%  | 3FG% | FT%  |
| 7-2  | 4.4 | 1.6 | 0.7 | 0.7 | 0.3 | 12.9 | 29.7 | 44.5 | 66.6 |

|      | 2021 Season Highs    | Career Highs         | Playoff Career Highs |
|------|----------------------|----------------------|----------------------|
| PTS  | 6, @ LVA 5/21/21     | 6, @ LVA 5/21/21     | —                    |
| REB  | 5, @ LVA 5/21/21     | 5, @ LVA 5/21/21     | —                    |
| AST  | 2, @ CHI 5/28/21     | 2, @ CHI 5/28/21     | —                    |
| STL  | 2, vs IND 6/3/21     | 2, vs IND 6/3/21     | —                    |
| BLK  | 1, vs IND 6/3/21     | 1, vs IND 6/3/21     | —                    |
| FGM  | 2, four times        | 2, four times        | —                    |
| 3FGM | 1, three times       | 1, three times       | —                    |
| FTM  | 2, @ LVA 5/21/21     | 2, @ LVA 5/21/21     | —                    |
| MINS | 21:19, @ LVA 5/21/21 | 21:19, @ LVA 5/21/21 | —                    |



GAME BY GAME STATS

| Date  | Opponent | MINS      | FG-A  | PCT  | 3PM-A | PCT   | FTM-A | PCT   | OFF | DEF | TOT | AST | STL | BLK | TO | PF | PTS |
|-------|----------|-----------|-------|------|-------|-------|-------|-------|-----|-----|-----|-----|-----|-----|----|----|-----|
| 5/14  | vs DAL   | 8:10      | 2-5   | .400 | 0-2   | .000  | 0-0   | —     | 0   | 0   | 0   | 0   | 1   | 0   | 0  | 0  | 4   |
| 5/21  | @ LVA    | 21:19     | 2-9   | .222 | 0-3   | .000  | 2-2   | 1.000 | 1   | 4   | 5   | 1   | 1   | 0   | 0  | 2  | 6   |
| 5/28  | @CHI     | 14:26     | 2-7   | .285 | 1-1   | 1.000 | 0-0   | —     | 1   | 0   | 1   | 2   | 0   | 0   | 0  | 1  | 5   |
| 5/30  | @CHI     | 5:17      | 1-2   | .500 | 1-1   | 1.000 | 0-0   | —     | 1   | 1   | 2   | 1   | 0   | 0   | 1  | 0  | 3   |
| 6/1   | @DAL     | DNP-COACH | —     | —    | —     | —     | —     | —     | —   | —   | —   | —   | —   | —   | —  | —  | —   |
| 6/3   | vs IND   | 19:51     | 2-6   | .333 | 1-1   | 1.000 | 0-0   | —     | 0   | 2   | 2   | 1   | 2   | 1   | 0  | 0  | 5   |
| 6/5   | vs CHI   | 3:38      | 0-2   | .000 | 0-0   | —     | 0-0   | —     | 0   | 1   | 1   | 0   | 0   | 0   | 2  | 1  | 0   |
| 6/10  | @WAS     | 17:01     | 2-6   | .333 | 2-3   | .667  | 2-4   | .500  | 0   | 0   | 0   | 0   | 1   | 1   | 0  | 0  | 8   |
| 6/12  | @MIN     |           |       |      |       |       |       |       |     |     |     |     |     |     |    |    |     |
| 6/16  | vs PHO   |           |       |      |       |       |       |       |     |     |     |     |     |     |    |    |     |
| 6/18  | vs PHO   |           |       |      |       |       |       |       |     |     |     |     |     |     |    |    |     |
| 6/20  | vs NYL   |           |       |      |       |       |       |       |     |     |     |     |     |     |    |    |     |
| 6/24  | vs WAS   |           |       |      |       |       |       |       |     |     |     |     |     |     |    |    |     |
| 6/26  | @PHO     |           |       |      |       |       |       |       |     |     |     |     |     |     |    |    |     |
| 6/30  | vs LVA   |           |       |      |       |       |       |       |     |     |     |     |     |     |    |    |     |
| 7/2   | vs LVA   |           |       |      |       |       |       |       |     |     |     |     |     |     |    |    |     |
| 7/4   | vs SEA   |           |       |      |       |       |       |       |     |     |     |     |     |     |    |    |     |
| 7/7   | @SEA     |           |       |      |       |       |       |       |     |     |     |     |     |     |    |    |     |
| 7/11  | vs MIN   |           |       |      |       |       |       |       |     |     |     |     |     |     |    |    |     |
| 8/15  | vs IND   |           |       |      |       |       |       |       |     |     |     |     |     |     |    |    |     |
| 8/17  | vs ATL   |           |       |      |       |       |       |       |     |     |     |     |     |     |    |    |     |
| 8/19  | vs ATL   |           |       |      |       |       |       |       |     |     |     |     |     |     |    |    |     |
| 8/22  | @NYL     |           |       |      |       |       |       |       |     |     |     |     |     |     |    |    |     |
| 8/24  | @WAS     |           |       |      |       |       |       |       |     |     |     |     |     |     |    |    |     |
| 8/26  | @CON     |           |       |      |       |       |       |       |     |     |     |     |     |     |    |    |     |
| 8/28  | @CON     |           |       |      |       |       |       |       |     |     |     |     |     |     |    |    |     |
| 8/31  | @IND     |           |       |      |       |       |       |       |     |     |     |     |     |     |    |    |     |
| 9/2   | @MIN     |           |       |      |       |       |       |       |     |     |     |     |     |     |    |    |     |
| 9/9   | vs CON   |           |       |      |       |       |       |       |     |     |     |     |     |     |    |    |     |
| 9/12  | vs SEA   |           |       |      |       |       |       |       |     |     |     |     |     |     |    |    |     |
| 9/16  | @ATL     |           |       |      |       |       |       |       |     |     |     |     |     |     |    |    |     |
| 9/19  | @DAL     |           |       |      |       |       |       |       |     |     |     |     |     |     |    |    |     |
| Total | —        | 90:41     | 11-37 | .297 | 5-11  | .454  | 4-6   | .666  | 3   | 8   | 11  | 5   | 5   | 2   | 3  | 4  | 31  |

|     |                |         |     |         |          |             |
|-----|----------------|---------|-----|---------|----------|-------------|
| #30 | NNEKA OGWUMIKE | FORWARD | 6-2 | 7/20/90 | STANFORD | 10TH SEASON |
|-----|----------------|---------|-----|---------|----------|-------------|

2021 Regular Season Averages:

| G-GS | PPG  | RPG | APG | SPG | BPG | MPG  | FG%  | 3FG% | FT%  |
|------|------|-----|-----|-----|-----|------|------|------|------|
| 5-5  | 16.4 | 7.0 | 1.2 | 0.6 | 0.2 | 29.6 | 58.6 | 33.3 | 80.0 |

|      | 2021 Season Highs    | Career Highs         | Playoff Career Highs   |
|------|----------------------|----------------------|------------------------|
| PTS  | 21, @ CHI 5/30/21    | 38, vs ATL 6/30/16   | 27, vs CHI 9/28/16     |
| REB  | 9, two times         | 20, @ IND 7/12/12    | 14, vs PHO 9/19/13     |
| AST  | 3, @ LVA 5/21/21     | 8, two times         | 6, vs CHI 9/28/16      |
| STL  | 2, @ CHI 5/28/21     | 6, two times         | 4, @ CHI 10/4/16       |
| BLK  | 1, @DAL 6/1/21       | 5, vs ATL 6/30/16    | 3, @ CHI 10/4/16       |
| FGM  | 9, @ LVA 5/21/21     | 13, two times        | 11, vs CHI 9/28/16     |
| 3FGM | 1, two times         | 5, vs WAS 7/7/19     | 2, vs MIN 10/14/16     |
| FTM  | 7, @ CHI 5/30/21     | 14, vs WAS 9/3/15    | 7, two times           |
| MINS | 39:23, @ CHI 5/30/21 | 46:59, @ CHI 8/18/17 | 37:59, @ MIN I 9/18/15 |



GAME BY GAME STATS

| Date  | Opponent | MINS       | FG-A  | FG%  | 3PM-A | 3P%  | FTM-A | FT%   | ORE | DEF | TOI | AST | STL | BLK | IQ | PF | PTS |
|-------|----------|------------|-------|------|-------|------|-------|-------|-----|-----|-----|-----|-----|-----|----|----|-----|
| 5/14  | vs DAL   | 26:20      | 8-14  | .571 | 0-0   | —    | 2-2   | 1.000 | 3   | 5   | 8   | 0   | 0   | 0   | 1  | 0  | 18  |
| 5/21  | @ LVA    | 28:15      | 9-17  | .529 | 1-2   | .500 | 0-0   | —     | 0   | 5   | 5   | 3   | 1   | 0   | 1  | 3  | 19  |
| 5/28  | @CHI     | 28:54      | 6-11  | .545 | 1-3   | .333 | 1-2   | .500  | 3   | 6   | 9   | 2   | 2   | 0   | 3  | 0  | 14  |
| 5/30  | @CHI     | 39:23      | 7-11  | .636 | 0-1   | .000 | 7-9   | .778  | 2   | 7   | 9   | 1   | 0   | 0   | 3  | 3  | 21  |
| 6/1   | @DAL     | 25:01      | 4-5   | .800 | 0-0   | —    | 2-2   | 1.000 | 1   | 3   | 4   | 0   | 0   | 1   | 1  | 0  | 10  |
| 6/3   | vs IND   | DNP - Knee | —     | —    | —     | —    | —     | —     | —   | —   | —   | —   | —   | —   | —  | —  | —   |
| 6/5   | vs CHI   | DNP - Knee | —     | —    | —     | —    | —     | —     | —   | —   | —   | —   | —   | —   | —  | —  | —   |
| 6/10  | @WAS     | DNP - Knee | —     | —    | —     | —    | —     | —     | —   | —   | —   | —   | —   | —   | —  | —  | —   |
| 6/12  | @MIN     |            |       |      |       |      |       |       |     |     |     |     |     |     |    |    |     |
| 6/16  | vs PHO   |            |       |      |       |      |       |       |     |     |     |     |     |     |    |    |     |
| 6/18  | vs PHO   |            |       |      |       |      |       |       |     |     |     |     |     |     |    |    |     |
| 6/20  | vs NYL   |            |       |      |       |      |       |       |     |     |     |     |     |     |    |    |     |
| 6/24  | vs WAS   |            |       |      |       |      |       |       |     |     |     |     |     |     |    |    |     |
| 6/26  | @PHO     |            |       |      |       |      |       |       |     |     |     |     |     |     |    |    |     |
| 6/30  | vs LVA   |            |       |      |       |      |       |       |     |     |     |     |     |     |    |    |     |
| 7/2   | vs LVA   |            |       |      |       |      |       |       |     |     |     |     |     |     |    |    |     |
| 7/4   | vs SEA   |            |       |      |       |      |       |       |     |     |     |     |     |     |    |    |     |
| 7/7   | @SEA     |            |       |      |       |      |       |       |     |     |     |     |     |     |    |    |     |
| 7/11  | vs MIN   |            |       |      |       |      |       |       |     |     |     |     |     |     |    |    |     |
| 8/15  | vs IND   |            |       |      |       |      |       |       |     |     |     |     |     |     |    |    |     |
| 8/17  | vs ATL   |            |       |      |       |      |       |       |     |     |     |     |     |     |    |    |     |
| 8/19  | vs ATL   |            |       |      |       |      |       |       |     |     |     |     |     |     |    |    |     |
| 8/22  | @NYL     |            |       |      |       |      |       |       |     |     |     |     |     |     |    |    |     |
| 8/24  | @WAS     |            |       |      |       |      |       |       |     |     |     |     |     |     |    |    |     |
| 8/26  | @CON     |            |       |      |       |      |       |       |     |     |     |     |     |     |    |    |     |
| 8/28  | @CON     |            |       |      |       |      |       |       |     |     |     |     |     |     |    |    |     |
| 8/31  | @IND     |            |       |      |       |      |       |       |     |     |     |     |     |     |    |    |     |
| 9/2   | @MIN     |            |       |      |       |      |       |       |     |     |     |     |     |     |    |    |     |
| 9/9   | vs CON   |            |       |      |       |      |       |       |     |     |     |     |     |     |    |    |     |
| 9/12  | vs SEA   |            |       |      |       |      |       |       |     |     |     |     |     |     |    |    |     |
| 9/16  | @ATL     |            |       |      |       |      |       |       |     |     |     |     |     |     |    |    |     |
| 9/19  | @DAL     |            |       |      |       |      |       |       |     |     |     |     |     |     |    |    |     |
| Total | —        | 148:53     | 34-58 | .586 | 2-6   | .333 | 12-15 | .800  | 9   | 26  | 35  | 6   | 3   | 1   | 9  | 6  | 82  |

|     |                 |                |     |         |            |            |
|-----|-----------------|----------------|-----|---------|------------|------------|
| #31 | KRISTINE ANIGWE | FORWARD/CENTER | 6-4 | 3/31/97 | CALIFORNIA | 3RD SEASON |
|-----|-----------------|----------------|-----|---------|------------|------------|

2021 Regular Season Averages:

| G-GS | PPG | RPG | APG | SPG | BPG | MPG  | FG%   | 3FG% | FT%  |
|------|-----|-----|-----|-----|-----|------|-------|------|------|
| 1-0  | 7.0 | 9.0 | 1.0 | 0.0 | 0.0 | 28.0 | 100.0 | —    | 50.0 |

|      | 2021 Season Highs     | Career Highs        | Playoff Career Highs  |
|------|-----------------------|---------------------|-----------------------|
| PTS  | 7, @ WASH 6/10/21     | 14, vs NYL 9/8/20   | 8, vs CON 9/17/20     |
| REB  | 9, @ WASH 6/10/21     | 9, two times        | 7, vs CON 9/17/20     |
| AST  | 1, @ WASH 6/10/21     | 2, two times        | —                     |
| STL  | —                     | 2, four times       | —                     |
| BLK  | —                     | 2, two times        | 1, vs CON 9/17/20     |
| FGM  | 2, @ WASH 6/10/21     | 5, vs NYL 9/8/20    | 3, vs CON 9/17/20     |
| 3FGM | —                     | —                   | —                     |
| FTM  | 3, @ WASH 6/10/21     | 4, four times       | 2, vs CON 9/17/21     |
| MINS | 27:39, @ WASH 6/10/21 | 26:19, @ CON 9/4/19 | 17:56, vs CON 9/17/20 |



GAME BY GAME STATS

| Date  | Opponent | MINS  | FG-A | PCI  | 3PM-A | PCI | FTM-A | PCI  | QFF | DEE | TOI | ASI | STL | BLK | TO | PF | PTS |
|-------|----------|-------|------|------|-------|-----|-------|------|-----|-----|-----|-----|-----|-----|----|----|-----|
| 5/14  | vs DAL   | —     | —    | —    | —     | —   | —     | —    | —   | —   | —   | —   | —   | —   | —  | —  | —   |
| 5/21  | @ LVA    | —     | —    | —    | —     | —   | —     | —    | —   | —   | —   | —   | —   | —   | —  | —  | —   |
| 5/28  | @CHI     | —     | —    | —    | —     | —   | —     | —    | —   | —   | —   | —   | —   | —   | —  | —  | —   |
| 5/30  | @CHI     | —     | —    | —    | —     | —   | —     | —    | —   | —   | —   | —   | —   | —   | —  | —  | —   |
| 6/1   | @DAL     | —     | —    | —    | —     | —   | —     | —    | —   | —   | —   | —   | —   | —   | —  | —  | —   |
| 6/3   | vs IND   | —     | —    | —    | —     | —   | —     | —    | —   | —   | —   | —   | —   | —   | —  | —  | —   |
| 6/5   | vs CHI   | —     | —    | —    | —     | —   | —     | —    | —   | —   | —   | —   | —   | —   | —  | —  | —   |
| 6/10  | @WAS     | 27:39 | 2-2  | 1.00 | 0-0   | —   | 3-6   | .500 | 4   | 5   | 9   | 1   | 0   | 0   | 3  | 6  | 7   |
| 6/12  | @MIN     |       |      |      |       |     |       |      |     |     |     |     |     |     |    |    |     |
| 6/16  | vs PHO   |       |      |      |       |     |       |      |     |     |     |     |     |     |    |    |     |
| 6/18  | vs PHO   |       |      |      |       |     |       |      |     |     |     |     |     |     |    |    |     |
| 6/20  | vs NYL   |       |      |      |       |     |       |      |     |     |     |     |     |     |    |    |     |
| 6/24  | vs WAS   |       |      |      |       |     |       |      |     |     |     |     |     |     |    |    |     |
| 6/26  | @PHO     |       |      |      |       |     |       |      |     |     |     |     |     |     |    |    |     |
| 6/30  | vs LVA   |       |      |      |       |     |       |      |     |     |     |     |     |     |    |    |     |
| 7/2   | vs LVA   |       |      |      |       |     |       |      |     |     |     |     |     |     |    |    |     |
| 7/4   | vs SEA   |       |      |      |       |     |       |      |     |     |     |     |     |     |    |    |     |
| 7/7   | @SEA     |       |      |      |       |     |       |      |     |     |     |     |     |     |    |    |     |
| 7/11  | vs MIN   |       |      |      |       |     |       |      |     |     |     |     |     |     |    |    |     |
| 8/15  | vs IND   |       |      |      |       |     |       |      |     |     |     |     |     |     |    |    |     |
| 8/17  | vs ATL   |       |      |      |       |     |       |      |     |     |     |     |     |     |    |    |     |
| 8/19  | vs ATL   |       |      |      |       |     |       |      |     |     |     |     |     |     |    |    |     |
| 8/22  | @NYL     |       |      |      |       |     |       |      |     |     |     |     |     |     |    |    |     |
| 8/24  | @WAS     |       |      |      |       |     |       |      |     |     |     |     |     |     |    |    |     |
| 8/26  | @CON     |       |      |      |       |     |       |      |     |     |     |     |     |     |    |    |     |
| 8/28  | @CON     |       |      |      |       |     |       |      |     |     |     |     |     |     |    |    |     |
| 8/31  | @IND     |       |      |      |       |     |       |      |     |     |     |     |     |     |    |    |     |
| 9/2   | @MIN     |       |      |      |       |     |       |      |     |     |     |     |     |     |    |    |     |
| 9/9   | vs CON   |       |      |      |       |     |       |      |     |     |     |     |     |     |    |    |     |
| 9/12  | vs SEA   |       |      |      |       |     |       |      |     |     |     |     |     |     |    |    |     |
| 9/16  | @ATL     |       |      |      |       |     |       |      |     |     |     |     |     |     |    |    |     |
| 9/19  | @DAL     |       |      |      |       |     |       |      |     |     |     |     |     |     |    |    |     |
| Total | —        | 27:39 | 2-2  | 1.00 | 0-0   | —   | 3-6   | .500 | 4   | 5   | 9   | 1   | 0   | 0   | 3  | 6  | 7   |



2021 Regular Season Averages:

|      |     |     |     |     |     |      |      |      |      |
|------|-----|-----|-----|-----|-----|------|------|------|------|
| G-GS | PPG | RPG | APG | SPG | BPG | MPG  | FG%  | 3FG% | FT%  |
| 8-1  | 4.5 | 2.8 | 1.5 | 0.9 | 0.3 | 17.0 | 28.0 | 23.5 | 50.0 |

|      | 2021 Season Highs    | Career Highs          | Playoff Career Highs  |
|------|----------------------|-----------------------|-----------------------|
| PTS  | 14, vs IND 6/3/21    | 20, vs SAS 9/13/16    | 21, vs SEA 9/21/16    |
| REB  | 7, vs IND 6/3/21     | 7, three times        | 7, vs SEA 9/21/16     |
| AST  | 3, two times         | 5, two times          | 3, two times          |
| STL  | 2, two times         | 5, vs PHO 9/6/16      | 3, vs WAS 10/6/19     |
| BLK  | 1, two times         | 2, two times          | 1, two times          |
| FGM  | 6, vs IND 6/3/21     | 9, vs PHO 9/6/16      | 7, vs SEA 9/21/16     |
| 3FGM | 2, vs IND 6/3/21     | 3, four times         | 2, vs SEA 9/21/16     |
| FTM  | 2, vs DAL 5/14/21    | 7, two times          | 5, vs SEA 9/21/16     |
| MINS | 29:58, vs IND 6/3/21 | 38:19, vs LAS 5/27/17 | 40:00, vs SEA 9/21/16 |



GAME BY GAME STATS

| Date  | Opponent | MINS   | FG-A  | PCT  | 3PM-A | PCT  | FTM-A | PCT   | QFF | DEF | TOI | AST | STL | BLK | TO | PF | PTS |
|-------|----------|--------|-------|------|-------|------|-------|-------|-----|-----|-----|-----|-----|-----|----|----|-----|
| 5/14  | vs DAL   | 13:36  | 0-5   | .000 | 0-1   | .000 | 2-2   | 1.000 | 0   | 0   | 0   | 2   | 2   | 0   | 0  | 3  | 2   |
| 5/21  | @ LVA    | 15:13  | 0-6   | .000 | 0-1   | .000 | 0-0   | —     | 1   | 1   | 2   | 3   | 1   | 0   | 2  | 2  | 0   |
| 5/28  | @CHI     | 9:53   | 1-3   | .333 | 0-1   | .000 | 0-0   | —     | 0   | 1   | 1   | 0   | 0   | 0   | 2  | 1  | 2   |
| 5/30  | @CHI     | 16:00  | 1-6   | .167 | 0-2   | .000 | 1-2   | .500  | 2   | 1   | 3   | 2   | 0   | 1   | 0  | 2  | 3   |
| 6/1   | @DAL     | 18:28  | 1-6   | .167 | 1-4   | .250 | 1-2   | .500  | 1   | 1   | 2   | 1   | 0   | 1   | 1  | 1  | 4   |
| 6/3   | vs IND   | 29:58  | 6-9   | .667 | 2-3   | .667 | 0-0   | —     | 1   | 6   | 7   | 3   | 2   | 0   | 1  | 2  | 14  |
| 6/5   | vs CHI   | 16:08  | 2-8   | .250 | 0-2   | .000 | 0-2   | .000  | 3   | 2   | 5   | 0   | 0   | 0   | 1  | 1  | 4   |
| 6/10  | @WAS     | 17:03  | 3-7   | .428 | 1-3   | .333 | 0-0   | -     | 1   | 1   | 2   | 1   | 1   | 0   | 0  | 0  | 7   |
| 6/12  | @MIN     |        |       |      |       |      |       |       |     |     |     |     |     |     |    |    |     |
| 6/16  | vs PHO   |        |       |      |       |      |       |       |     |     |     |     |     |     |    |    |     |
| 6/18  | vs PHO   |        |       |      |       |      |       |       |     |     |     |     |     |     |    |    |     |
| 6/20  | vs NYL   |        |       |      |       |      |       |       |     |     |     |     |     |     |    |    |     |
| 6/24  | vs WAS   |        |       |      |       |      |       |       |     |     |     |     |     |     |    |    |     |
| 6/26  | @PHO     |        |       |      |       |      |       |       |     |     |     |     |     |     |    |    |     |
| 6/30  | vs LVA   |        |       |      |       |      |       |       |     |     |     |     |     |     |    |    |     |
| 7/2   | vs LVA   |        |       |      |       |      |       |       |     |     |     |     |     |     |    |    |     |
| 7/4   | vs SEA   |        |       |      |       |      |       |       |     |     |     |     |     |     |    |    |     |
| 7/7   | @SEA     |        |       |      |       |      |       |       |     |     |     |     |     |     |    |    |     |
| 7/11  | vs MIN   |        |       |      |       |      |       |       |     |     |     |     |     |     |    |    |     |
| 8/15  | vs IND   |        |       |      |       |      |       |       |     |     |     |     |     |     |    |    |     |
| 8/17  | vs ATL   |        |       |      |       |      |       |       |     |     |     |     |     |     |    |    |     |
| 8/19  | vs ATL   |        |       |      |       |      |       |       |     |     |     |     |     |     |    |    |     |
| 8/22  | @NYL     |        |       |      |       |      |       |       |     |     |     |     |     |     |    |    |     |
| 8/24  | @WAS     |        |       |      |       |      |       |       |     |     |     |     |     |     |    |    |     |
| 8/26  | @CON     |        |       |      |       |      |       |       |     |     |     |     |     |     |    |    |     |
| 8/28  | @CON     |        |       |      |       |      |       |       |     |     |     |     |     |     |    |    |     |
| 8/31  | @IND     |        |       |      |       |      |       |       |     |     |     |     |     |     |    |    |     |
| 9/2   | @MIN     |        |       |      |       |      |       |       |     |     |     |     |     |     |    |    |     |
| 9/9   | vs CON   |        |       |      |       |      |       |       |     |     |     |     |     |     |    |    |     |
| 9/12  | vs SEA   |        |       |      |       |      |       |       |     |     |     |     |     |     |    |    |     |
| 9/16  | @ATL     |        |       |      |       |      |       |       |     |     |     |     |     |     |    |    |     |
| 9/19  | @DAL     |        |       |      |       |      |       |       |     |     |     |     |     |     |    |    |     |
| Total | —        | 136:16 | 14-50 | .280 | 4-17  | .235 | 4-8   | .500  | 9   | 13  | 22  | 12  | 7   | 2   | 7  | 12 | 36  |

2021 Regular Season Averages:

|      |     |     |     |     |     |      |     |      |     |
|------|-----|-----|-----|-----|-----|------|-----|------|-----|
| G-GS | PPG | RPG | APG | SPG | BPG | MPG  | FG% | 3FG% | FT% |
| 2-0  | 0.0 | 0.5 | 1.0 | 1.0 | 0.5 | 10.0 | 0.0 | 0.0  | 0.0 |

|      | 2021 Season Highs     | Career Highs          | Playoff Career Highs |
|------|-----------------------|-----------------------|----------------------|
| PTS  | —                     | —                     | —                    |
| REB  | 1, vs DAL 5/14/21     | 1, vs DAL 5/14/21     | —                    |
| AST  | 2, vs DAL 5/14/21     | 2, vs DAL 5/14/21     | —                    |
| STL  | 2, vs DAL 5/14/21     | 2, vs DAL 5/14/21     | —                    |
| BLK  | 1, @ LVA 5/21/21      | 1, @ LVA 5/21/21      | —                    |
| FGM  | —                     | —                     | —                    |
| 3FGM | —                     | —                     | —                    |
| FTM  | —                     | —                     | —                    |
| MINS | 17:22, vs DAL 5/14/21 | 17:22, vs DAL 5/14/21 | —                    |



GAME BY GAME STATS

| Date  | Opponent | MINS       | FG-A | FG%  | 3PM-A | 3PT% | FTM-A | FT%  | ORE | DEF | TOT | AST | STL | BLK | TO | PF | PTS |
|-------|----------|------------|------|------|-------|------|-------|------|-----|-----|-----|-----|-----|-----|----|----|-----|
| 5/14  | vs DAL   | 17:22      | 0-4  | .000 | 0-3   | .000 | 0-0   | —    | 0   | 1   | 1   | 2   | 2   | 0   | 1  | 1  | 0   |
| 5/21  | @ LVA    | 2:36       | 0-1  | .000 | 0-1   | .000 | 0-2   | .000 | 0   | 0   | 0   | 0   | 0   | 1   | 0  | 0  | 0   |
| 5/28  | @CHI     | DNP - KNEE | -    | -    | -     | -    | -     | -    | -   | -   | -   | -   | -   | -   | -  | -  | -   |
| 5/30  | @CHI     | DNP - KNEE | —    | —    | —     | —    | —     | —    | —   | —   | —   | —   | —   | —   | —  | —  | —   |
| 6/1   | @DAL     | DNP - KNEE | —    | —    | —     | —    | —     | —    | —   | —   | —   | —   | —   | —   | —  | —  | —   |
| 6/3   | vs IND   | DNP - KNEE | —    | —    | —     | —    | —     | —    | —   | —   | —   | —   | —   | —   | —  | —  | —   |
| 6/5   | vs CHI   | DNP - KNEE | —    | —    | —     | —    | —     | —    | —   | —   | —   | —   | —   | —   | —  | —  | —   |
| 6/10  | @WAS     | DNP - KNEE | —    | —    | —     | —    | —     | —    | —   | —   | —   | —   | —   | —   | —  | —  | —   |
| 6/12  | @MIN     |            |      |      |       |      |       |      |     |     |     |     |     |     |    |    |     |
| 6/16  | vs PHO   |            |      |      |       |      |       |      |     |     |     |     |     |     |    |    |     |
| 6/18  | vs PHO   |            |      |      |       |      |       |      |     |     |     |     |     |     |    |    |     |
| 6/20  | vs NYL   |            |      |      |       |      |       |      |     |     |     |     |     |     |    |    |     |
| 6/24  | vs WAS   |            |      |      |       |      |       |      |     |     |     |     |     |     |    |    |     |
| 6/26  | @PHO     |            |      |      |       |      |       |      |     |     |     |     |     |     |    |    |     |
| 6/30  | vs LVA   |            |      |      |       |      |       |      |     |     |     |     |     |     |    |    |     |
| 7/2   | vs LVA   |            |      |      |       |      |       |      |     |     |     |     |     |     |    |    |     |
| 7/4   | vs SEA   |            |      |      |       |      |       |      |     |     |     |     |     |     |    |    |     |
| 7/7   | @SEA     |            |      |      |       |      |       |      |     |     |     |     |     |     |    |    |     |
| 7/11  | vs MIN   |            |      |      |       |      |       |      |     |     |     |     |     |     |    |    |     |
| 8/15  | vs IND   |            |      |      |       |      |       |      |     |     |     |     |     |     |    |    |     |
| 8/17  | vs ATL   |            |      |      |       |      |       |      |     |     |     |     |     |     |    |    |     |
| 8/19  | vs ATL   |            |      |      |       |      |       |      |     |     |     |     |     |     |    |    |     |
| 8/22  | @NYL     |            |      |      |       |      |       |      |     |     |     |     |     |     |    |    |     |
| 8/24  | @WAS     |            |      |      |       |      |       |      |     |     |     |     |     |     |    |    |     |
| 8/26  | @CON     |            |      |      |       |      |       |      |     |     |     |     |     |     |    |    |     |
| 8/28  | @CON     |            |      |      |       |      |       |      |     |     |     |     |     |     |    |    |     |
| 8/31  | @IND     |            |      |      |       |      |       |      |     |     |     |     |     |     |    |    |     |
| 9/2   | @MIN     |            |      |      |       |      |       |      |     |     |     |     |     |     |    |    |     |
| 9/9   | vs CON   |            |      |      |       |      |       |      |     |     |     |     |     |     |    |    |     |
| 9/12  | vs SEA   |            |      |      |       |      |       |      |     |     |     |     |     |     |    |    |     |
| 9/16  | @ATL     |            |      |      |       |      |       |      |     |     |     |     |     |     |    |    |     |
| 9/19  | @DAL     |            |      |      |       |      |       |      |     |     |     |     |     |     |    |    |     |
| Total | —        | 19:58      | 0-5  | .000 | 0-4   | .000 | 0-2   | .000 | 0   | 1   | 1   | 2   | 2   | 1   | 1  | 1  | 0   |

|     |                  |       |     |         |          |            |
|-----|------------------|-------|-----|---------|----------|------------|
| #44 | KARLIE SAMUELSON | GUARD | 6-0 | 5/10/95 | STANFORD | 3RD SEASON |
|-----|------------------|-------|-----|---------|----------|------------|

2021 Regular Season Averages:

| G-GS | PPG | RPG | APG | SPG | BPG | MPG  | FG%  | 3FG% | FT% |
|------|-----|-----|-----|-----|-----|------|------|------|-----|
| 1-0  | 3.0 | 1.0 | 1.0 | 1.0 | —   | 10.0 | 50.0 | 50.0 | —   |

|      | 2021 Season Highs    | Career Highs         | Playoff Career Highs |
|------|----------------------|----------------------|----------------------|
| PTS  | 3, @ WASH 6/10/21    | 6, @ IND 5/22/18     | —                    |
| REB  | 1, @ WASH 6/10/21    | 2, five times        | 1, @ WAS 8/23/18     |
| AST  | 1, @ WASH 6/10/21    | 3, @ ATL 7/23/19     | —                    |
| STL  | 1, @ WASH 6/10/21    | 2, vs SEA 9/8/19     | —                    |
| BLK  | -                    | 2, two times         | —                    |
| FGM  | 1, @ WASH 6/10/21    | 2, two times         | —                    |
| 3FGM | 1, @ WASH 6/10/21    | 2, @ IND 5/22/18     | —                    |
| FTM  | —                    | —                    | —                    |
| MINS | 9:32, @ WASH 6/10/21 | 20:52, vs SEA 9/8/19 | 2:30, @ WAS 8/23/18  |



GAME BY GAME STATS

| Date  | Opponent | MINS | FG-A | PCI  | 3PM-A | PCI  | FTM-A | PCI | OFE | DEE | IOI | ASI | STL | BLK | IO | PE | PTS |
|-------|----------|------|------|------|-------|------|-------|-----|-----|-----|-----|-----|-----|-----|----|----|-----|
| 5/14  | vs DAL   | —    | —    | —    | —     | —    | —     | —   | —   | —   | —   | —   | —   | —   | —  | —  | —   |
| 5/21  | @ LVA    | —    | —    | —    | —     | —    | —     | —   | —   | —   | —   | —   | —   | —   | —  | —  | —   |
| 5/28  | @CHI     | —    | —    | —    | —     | —    | —     | —   | —   | —   | —   | —   | —   | —   | —  | —  | —   |
| 5/30  | @CHI     | —    | —    | —    | —     | —    | —     | —   | —   | —   | —   | —   | —   | —   | —  | —  | —   |
| 6/1   | @DAL     | —    | —    | —    | —     | —    | —     | —   | —   | —   | —   | —   | —   | —   | —  | —  | —   |
| 6/3   | vs IND   | —    | —    | —    | —     | —    | —     | —   | —   | —   | —   | —   | —   | —   | —  | —  | —   |
| 6/5   | vs CHI   | —    | —    | —    | —     | —    | —     | —   | —   | —   | —   | —   | —   | —   | —  | —  | —   |
| 6/10  | @WAS     | 9:32 | 1-2  | .500 | 1-2   | .500 | 0-0   | -   | 0   | 1   | 1   | 1   | 1   | 0   | 1  | 3  | 3   |
| 6/12  | @MIN     |      |      |      |       |      |       |     |     |     |     |     |     |     |    |    |     |
| 6/16  | vs PHO   |      |      |      |       |      |       |     |     |     |     |     |     |     |    |    |     |
| 6/18  | vs PHO   |      |      |      |       |      |       |     |     |     |     |     |     |     |    |    |     |
| 6/20  | vs NYL   |      |      |      |       |      |       |     |     |     |     |     |     |     |    |    |     |
| 6/24  | vs WAS   |      |      |      |       |      |       |     |     |     |     |     |     |     |    |    |     |
| 6/26  | @PHO     |      |      |      |       |      |       |     |     |     |     |     |     |     |    |    |     |
| 6/30  | vs LVA   |      |      |      |       |      |       |     |     |     |     |     |     |     |    |    |     |
| 7/2   | vs LVA   |      |      |      |       |      |       |     |     |     |     |     |     |     |    |    |     |
| 7/4   | vs SEA   |      |      |      |       |      |       |     |     |     |     |     |     |     |    |    |     |
| 7/7   | @SEA     |      |      |      |       |      |       |     |     |     |     |     |     |     |    |    |     |
| 7/11  | vs MIN   |      |      |      |       |      |       |     |     |     |     |     |     |     |    |    |     |
| 8/15  | vs IND   |      |      |      |       |      |       |     |     |     |     |     |     |     |    |    |     |
| 8/17  | vs ATL   |      |      |      |       |      |       |     |     |     |     |     |     |     |    |    |     |
| 8/19  | vs ATL   |      |      |      |       |      |       |     |     |     |     |     |     |     |    |    |     |
| 8/22  | @NYL     |      |      |      |       |      |       |     |     |     |     |     |     |     |    |    |     |
| 8/24  | @WAS     |      |      |      |       |      |       |     |     |     |     |     |     |     |    |    |     |
| 8/26  | @CON     |      |      |      |       |      |       |     |     |     |     |     |     |     |    |    |     |
| 8/28  | @CON     |      |      |      |       |      |       |     |     |     |     |     |     |     |    |    |     |
| 8/31  | @IND     |      |      |      |       |      |       |     |     |     |     |     |     |     |    |    |     |
| 9/2   | @MIN     |      |      |      |       |      |       |     |     |     |     |     |     |     |    |    |     |
| 9/9   | vs CON   |      |      |      |       |      |       |     |     |     |     |     |     |     |    |    |     |
| 9/12  | vs SEA   |      |      |      |       |      |       |     |     |     |     |     |     |     |    |    |     |
| 9/16  | @ATL     |      |      |      |       |      |       |     |     |     |     |     |     |     |    |    |     |
| 9/19  | @DAL     |      |      |      |       |      |       |     |     |     |     |     |     |     |    |    |     |
| Total | —        | 9:32 | 1-2  | .500 | 1-2   | .500 | 0-0   | -   | 0   | 1   | 1   | 1   | 1   | 0   | 1  | 3  | 3   |