

# LOS ANGELES SPARKS 2021 GAME NOTES



## Los Angeles Sparks (4-3) at Washington Mystics (3-5) June 10, 2021



Entertainment and Sports Arena | 4:00 p.m. (PT)  
CBS Sports Network, Spectrum SportsNet

### REGULAR SEASON SCHEDULE

Date	Opponent	Time/Result	Record
5/14	DALLAS	L, 94-71	0-1
5/21	at Las Vegas	L, 97-69	0-2
5/28	at Chicago	W, 76-61	1-2
5/30	at Chicago	W, 82-79 OT	2-2
6/1	at Dallas	L, 79-69	2-3
6/3	INDIANA	W, 98-63	3-3
6/5	CHICAGO	W, 68-63	4-3
6/10	at Washington	4:00 pm	—
6/12	at Minnesota	5:00 pm	—
6/16	PHOENIX	7:30 pm	—
6/18	PHOENIX	7:30 pm	—
6/20	NEW YORK	1:00 pm	—
6/24	WASHINGTON	7:30 pm	—
6/26	at Phoenix	7:00 pm	—
6/30	LAS VEGAS	7:30 pm	—
7/2	LAS VEGAS	7:00 pm	—
7/4	SEATTLE	6:00 pm	—
7/7	at Seattle	6:00 pm	—
7/11	MINNESOTA	6:00 pm	—
8/15	INDIANA	6:00 pm	—
8/17	ATLANTA	7:30 pm	—
8/19	ATLANTA	7:30 pm	—
8/22	at New York	11:00 am	—
8/24	at Washington	4:00 pm	—
8/26	at Connecticut	4:00 pm	—
8/28	at Connecticut	4:00 pm	—
8/31	at Indiana	4:00 pm	—
9/1	at Minnesota	5:00 pm	—
9/9	CONNECTICUT	7:30 pm	—
9/12	SEATTLE	12:00 pm	—
9/16	at Atlanta	4:00 pm	—
9/19	at Dallas	2:00 pm	—

\*all times listed are Pacific Standard Time

### PLAYER UPDATES

NUM.	PLAYER	UPDATE
40	Jasmine Walker	Out (right knee)
13	Chiney Ogumike	Out (right knee)
30	Nneka Ogumike	Out (left knee)

### CONTACT INFORMATION

#### Eli Horowitz

Director, Public Relations and Communications  
ehorowitz@la-sparks.com  
(847) 644-9932



@LA\_Sparks



@LASparks



Los Angeles Sparks

#### Natalie Gilmore

Coordinator, Public Relations and Communications  
ngilmore@la-sparks.com

### LAST GAME STARTERS

G	17	ERICA WHEELER			5'7"		143 LBS								
GP/GS	7/7	PPG	11.6	RPG	1.9	APG	3.7	SPG	1.6	FG%	38.4	3FG%	31.6	MPG	25.7
G	20	KRISTI TOLIVER			5'7"		130 LBS								
GP/GS	7/7	PPG	9.4	RPG	1.1	APG	2.6	SPG	0.4	FG%	54.8	3FG%	47.8	MPG	25.0
G	2	TE'A COOPER			5'8"		160 LBS								
GP/GS	7/3	PPG	8.1	RPG	1.6	APG	1.0	SPG	0.7	FG%	30.5	3FG%	27.8	MPG	20.7
F	12	NIA COFFEY			6'1"		182 LBS								
GP/GS	7/3	PPG	10.4	RPG	4.6	APG	1.1	SPG	1.4	FG%	49.1	3FG%	53.8	MPG	25.9
C	1	AMANDA ZAHUI B.			6'5"		184 LBS								
GP/GS	5/2	PPG	11.0	RPG	6.0	APG	1.0	SPG	1.0	FG%	51.1	3FG%	29.2	MPG	25.6

### MATCHUP NOTES

The Los Angeles Sparks (4-3) will play against the Washington Mystics (3-5) on the road after winning four of five games from May 28-June 5. The Sparks most recently defeated the Chicago Sky 68-63 on Saturday, June 5 at the Los Angeles Convention Center. Sparks Center Amanda Zahui B. recorded 13 points and 10 rebounds, her first double-double of the season. She also eclipsed 1,000 points in her career. 2019 WNBA All-Star MVP Erica Wheeler recorded 22 points, five rebounds, and five assists while shooting 53.8 percent from the field. With this win, the Sparks swept the season series against the Sky. The LA Sparks now lead the WNBA in defensive rating at 93.1 points allowed per 100 possessions. The Mystics most recently defeated the Minnesota Lynx 85-81 at home. Center Tina Charles led the Mystics with 31 points, eight rebounds, and one steal. This game will be the first of two road games for the Sparks.

### Mystics Probable Starters

C Tina Charles  
F Ariel Atkins  
F Myisha Hines-Allen  
G Shavonte Zellous  
G Natasha Cloud

Head Coach: Mike Thibault

### MILESTONE WATCH

PLAYER	MILESTONE (CURRENT)
Nneka Ogumike	4500 points (4401) 2100 rebounds (2056) 600 assists (504) 200 blocks (177) 500 steals (408)
Kristi Toliver	4500 points (4257) 800 rebounds (794) 1300 assists (1222) 400 steals (311)
Chiney Ogumike	1800 points (1676) 1000 rebounds (913) 150 blocks (113)

### ASSOCIATED PRESS POWER POLL

Week 5	Total Points	High	Low
1 Connecticut	150	1	3
2 Seattle	143	1	3
3 Las Vegas	136	1	3
4 Phoenix	116	4	5
5 Los Angeles	87	6	9
5 New York	87	5	9
7 Minnesota	75	5	9
8 Atlanta	72	4	10
9 Dallas	66	6	10
10 Washington	39	7	11
11 Chicago	30	9	11
12 Indiana	13	12	12

## DEFENSE

The Sparks won 4 of the last 5 games and are now No. 1 in the WNBA in defensive rating and forcing turnovers on 25.9% of opponent possessions. LA leads the WNBA in opponent turnovers per game with 21.3 and is second in the league with 8.9 steals per game. The Sparks also have three players in the Top 10 in steals per game, Erica Wheeler, Brittney Sykes, and Nia Coffey.

## Z

After missing the first two games with a back injury, the Sparks are 4-1 now with Swedish Center Amanda Zahui B. in the lineup. She's fifth in the WNBA in blocks per game (2.0) and holding down the frontcourt with the Ogwumike sisters out. Zahui B. also leads the league in defensive rating (88.7).

## HOT COFFEY

Nia Coffey, who along with Amir Coffey on the Clippers, are the first ever NBA/WNBA sibling duo to be playing in the same city at the same time, has come into the Sparks starting lineup and is fourth in the WNBA in blocks per game (2.1), second in the league in defensive rating (88.9) and is leading the WNBA in 3-point FG% (53.8%). Coffey is playing for her fifth team in five years and is finding her footing in the WNBA.

## WHEELER IN THE CLUTCH

Erica Wheeler leads the WNBA in clutch points per game (7.0), had a season-high night against Chicago on June 5 with 22 points and has scored in double-digits four times in seven games.

\*Stats as of June 8, 2021

## 2021 LOS ANGELES SPARKS ROSTER

NUM.	PLAYER	POS.	HT.	YRS OF EXP.	DOB	COLLEGE
1	Amanda Zahui B.	C	6'5"	6	09/8/93	Minnesota
2	Te'a Cooper	G	5'8"	1	04/16/97	Baylor
7	Maria Vadeeva*	C	6'4"	2	07/16/98	Russia
12	Nia Coffey	F	6'1"	4	06/11/95	Northwestern
13	Chiney Ogwumike	F/C	6'3"	4	03/21/92	Stanford
15	Brittney Sykes	G	5'9"	4	02/07/94	Syracuse
17	Erica Wheeler	G	5'7"	5	05/2/91	Rutgers
20	Kristi Toliver	G	5'7"	11	01/27/87	Maryland
22	Arella Guirantes	G	5'11"	R	10/15/97	Rutgers
30	Nneka Ogwumike	F	6'2"	9	07/02/90	Stanford
31	Kristine Anigwe	F/C	6'4"	2	03/31/1997	California
32	Bria Holmes	G	6'3"	4	04/19/94	West Virginia
40	Jasmine Walker	F	6'3"	R	02/03/98	Alabama
44	Karlie Samuelson	G	6'0"	2	05/10/1995	Stanford

\*will return following overseas commitments

### Coaching Staff:

Head Coach Derek Fisher

Assistant Coach Fred Williams

Assistant Coach Latricia Trammell

Assistant Coach Seimone Augustus

## PRONUNCIATION CHART

### PLAYER/COACH

Te'a Cooper

Nneka Ogwumike

Chiney Ogwumike

Nia Coffey

Amanda Zahui B.

Asst. Coach Seimone Augustus

Asst. Coach Latricia Trammell

### PRONUNCIATION

TAY-uh

NECK-uh Oh-gwoo-muh-kay

CHIN-ay Oh-gwoo-muh-kay

Knee-uh

Zow-ee-bee

suh-MOAN

TRAM-uhl


# 2021 LA SPARKS ROSTER




Position: C  
Height: 6'5"  
DOB: 9/8/1993  
College: Minnesota



Position: G  
Height: 5'8"  
DOB: 4/16/1997  
College: Baylor




Position: C  
Height: 6'4"  
DOB: 7/16/1998  
College: Russia



Position: F  
Height: 6'1"  
DOB: 6/11/1995  
College: Northwestern




Position: F/C  
Height: 6'3"  
DOB: 3/21/1992  
College: Stanford




Position: G  
Height: 5'9"  
DOB: 2/7/1994  
College: Syracuse

**WILL JOIN TEAM AFTER  
OVERSEAS COMMITMENTS**




Position: G  
Height: 5'7"  
DOB: 5/2/1991  
College: Rutgers




Position: G  
Height: 5'7"  
DOB: 1/27/1987  
College: Maryland




Position: G  
Height: 5'11"  
DOB: 10/15/1997  
College: Rutgers



Position: F  
Height: 6'2"  
DOB: 7/2/1990  
College: Stanford




Position: F/C  
Height: 6'4"  
DOB: 3/31/1997  
College: California



Position: G  
Height: 6'3"  
DOB: 4/19/1994  
College: West Virginia



Position: F  
Height: 6'3"  
DOB: 2/3/1998  
College: Alabama



Position: G  
Height: 6'  
DOB: 5/10/1995  
College: Stanford

## COACHING STAFF




**HEAD COACH**



**ASSISTANT COACH**



**ASSISTANT COACH**



**ASSISTANT COACH**



**DIRECTOR OF  
SPORTS MEDICINE/  
HEAD ATHLETIC  
TRAINER**



**PLAYER  
DEVELOPMENT  
COACH**

## June 5 vs CHI - Game Story

On Saturday at the Los Angeles Convention Center, the Los Angeles Sparks faced the Chicago Sky for the third time this season, and completed a season sweep of the Sky, winning 68-63.

Both teams were missing leaders. The Sparks were without former MVP Nneka Ogumike and two-time All-Star Chiney Ogumike, while the Sky were without two-time MVP and former Spark Candace Parker, who remains sidelined with an ankle injury. Parker was honored by the Sparks prior at the end of the first quarter in her first trip back to Los Angeles.

The Sparks, who dominated the first quarter, were led by sophomore guard Te'a Cooper's 7 points. The Sparks maintained a lead throughout the first half after Cooper scored a layup to put Los Angeles up with just over 8 minutes to go in the quarter. Guard Kahleah Copper scored a team-high 5 points in the first quarter for Chicago.



Los Angeles built up a 21-10 lead with a minute to go in the first period. However, the Sky would score the last 4 points of the quarter, before opening the second quarter on a 6-2 scoring run, to whittle the Sparks lead to 23-20. The Sky pulled to within two points after an Allie Quigley jumper at the quarter's 4:37 mark made the score 29-27. The Sparks responded with an 11-0 run that featured five different Sparks scoring. The run helped Los Angeles carry a 40-31 lead into the half.

Guard Erica Wheeler led all players with 13 first-half points on 4-of-6 shooting from the floor and 5-for-5 shooting from the charity strike. Meanwhile, center Amanda Zahui B. did a little bit of everything for the Sparks in the first half, scoring six points, reeling in five rebounds, and recording three blocks. Guard Allie Quigley and forward Ruthy Hebard led all other Sky players with 6 first-half points.

Both teams struggled offensively for much of the third quarter, as the first field goal for either team came five minutes into the period on a Cooper layup that extended the Sparks lead to 44-35. However, the Sky mounted an impressive 10-0 rally to take a 49-47 with under a minute to go in the third quarter, their first lead since being up 4-3 less than two minutes into the game. The quarter ended with the teams knotted up at 49. Leading the Sky's third quarter charge were Copper and Hebard with 8 and 6 points respectively. Los Angeles shot just 3-of-18 from the field in the period.

The Sky held the upper-hand over the Sparks for the first few minutes of the fourth quarter. But, trailing 57-53 with just over five minutes to play in regulation, the Sparks offense came alive, rattling off 8 points in a two-minute span. The Sparks used a 12-1 run down the stretch to put the Sky away. In the fourth quarter, Zahui B. and Wheeler led the way on offense for Los Angeles, scoring 7 and 6 points, respectively. The Sparks used just an 8-woman rotation, and were outscored 21-5 in bench points. However, they rode gritty play from their starting five to emerge victorious. Zahui B. surpassed 1,000 career points in the game's first quarter on her way to recording her first double-double of the season, with 13 points and 10 rebounds. Wheeler led all scorers with 22 points. She also recorded 5 rebounds and 5 assists. Also scoring in double figures for Los Angeles were Cooper (13) and forward Nia Coffey (10). Coffey finished just one rebound shy of a double-double.

The Sky's Hebard notched a double-double with 14 points and 10 rebounds. Copper led the Sky on offense with 15 points. Los Angeles shot 36.8% on field goals and 15.8% from three-point land, while the Sky made 33.9% of their field goal attempts and 27.8% of their 3-point attempts. After the game, Sparks Head Coach/General Manager Derek Fisher emphasized the Sparks philosophy this season. "We have to play with a level of physical and mental toughness. We're hungry and we're going to play each possession like it's the last one of the game."

Meanwhile, Coffey, Wheeler, and Cooper touched on the positive change in atmosphere now that fans can attend games again.

"We love to have our fans in the building to hear their energy and get that momentum that makes you feel like you have a home court advantage," said Coffey. The Sparks, above .500 for the first time this season, now get set to travel across the country to take on the Washington Mystics on June 10 and the Minnesota Lynx on June 12.

### Los Angeles Highlights:

- Amanda Zahui B. surpassed 1000 career points in the first quarter. Zahui B. also had a season high four blocks. She recorded her first double-double of the season and eighth of her career with 13 points and 10 rebounds.
- Nia Coffey recorded two blocks to go along with 10 points. Just seven games into the season, her season block total is 13, tied with her entire 2019 season total. Coffey scored in double figures for the fourth time in the 2021 season.
- Erica Wheeler reached a season high 22 points to lead all scorers in the game.
- Wheeler (22), Nia Coffey (10), Amanda Zahui B. (13), Te'a Cooper (13) all scored in double figures combining for 58 of the team's total points.
- The Sparks swept the season series with the Sky 3-0, and played five games in the last nine days from May 28 to June 5 going 4-1 in that stretch.



LAST TIME AGAINST WASHINGTON - BOX SCORE

WOMEN'S NATIONAL BASKETBALL ASSOCIATION

OFFICIAL SCORER'S REPORT  
FINAL BOX

Thursday, September 10, 2020 WNBA Court 1, Bradenton, FL

Officials: #55 Eric Brewton, #39 Michael Price, #12 Karleena Tobin

Game Duration: 1:50  
Attendance: Not Yet Counted

VISITOR: Washington Mystics (7-13)

WASH STATE WASHINGTON WYBLES (10)																			
	POS	MIN	FG	FGA	3P	3PA	FT	FTA	OR	DR	TOT	A	PF	ST	TO	BS	+/-	PTS	
1 Klara Leslie	F	34:12	3	5	2	3	0	0	0	3	3	1	1	0	2	1	9	8	
33 Emma Meesseman	F	32:37	7	12	0	3	0	0	1	1	2	5	1	1	0	1	8	14	
2 Myisha Hines-Allen	C	35:04	13	20	3	4	1	2	0	8	8	4	4	3	4	0	8	30	
7 Ariel Atkins	G	32:48	2	10	1	3	3	5	0	4	4	4	2	4	1	0	8	8	
5 Leilani Mitchell	G	36:22	3	9	1	5	3	3	2	3	5	9	2	2	2	0	6	10	
81 Alaina Coates		12:19	2	2	0	0	0	2	0	5	5	0	2	0	0	1	0	4	
3 Jacki Gemelos		13:00	2	4	2	4	0	0	0	2	2	0	0	0	1	0	-1	6	
0 Sug Sutton		03:38	0	1	0	1	0	0	0	0	0	1	1	0	0	0	2	0	
31 Tina Charles	NWT - Not With Team - Medically Exempt																		
11 Elena Delle Donne	NWT - Not With Team																		
21 Tianna Hawkins	DND - Injury/Illness - Left Knee																		
4 Stella Johnson	DND - Injury/Illness - Left Ankle																		
23 Aerial Powers	NWT - Injury/Illness - Right Hamstring																		
			200:00	32	63	9	23	7	12	3	26	29	24	13	10	10	3	8	80
					50.8%			39.1%			58.3%	TM REB: 5		TOT TO: 12 (10 PTS)					

HOME: LOS ANGELES SPARKS (15-6)

LOS ANGELES DASH																			
	POS	MIN	FG	FGA	3P	3PA	FT	FTA	OR	DR	TOT	A	PF	ST	TO	BS	+/-	PTS	
15 Brittney Sykes	F	28:10	4	9	1	3	2	2	2	3	5	2	4	0	3	1	-9	11	
30 Nneka Ogumike	F	34:39	6	12	0	2	3	3	2	4	6	3	1	3	1	1	-8	15	
3 Candace Parker	C	34:54	4	9	0	3	1	2	4	13	17	6	2	2	4	2	-8	9	
4 Te'a Cooper	G	21:02	3	7	1	1	0	0	0	1	1	1	2	0	2	0	-10	7	
12 Chelsea Gray	G	33:48	9	17	1	3	2	2	3	4	7	2	3	1	3	0	-10	21	
2 Riquna Williams		23:59	1	11	1	4	2	2	1	2	3	1	2	0	0	0	4	5	
33 Seimone Augustus		13:01	2	4	0	0	0	0	0	0	0	0	0	0	0	0	1	4	
31 Kristine Anigwe		10:27	0	1	0	0	0	0	0	1	1	2	0	0	1	0	0	0	
1 Reshanda Gray	DNP - Coach's decision																		
21 Marie Göllich	DNP - Coach's decision																		
10 Tierra Ruffin-Pratt	DND - Injury/Illness - Shoulder																		
24 Sydney Wiese	DND - Injury/Illness - Ankle																		
			200:00	29	70	4	16	10	11	13	28	41	15	14	7	13	4	-8	72
					41.4%			25%			90.9%	TM REB: 3		TOT TO: 15 (18 PTS)					

SCORE BY PERIOD	1	2	3	4	FINAL
Mystics	15	24	23	18	80
SPARKS	20	25	12	15	72

Inactive: Mystics -

Inactive: Sparks -

Points in the Paint: Mystics 36 (18/25), SPARKS 44 (22/37) Biggest Lead: Mystics 8, SPARKS 9

2nd Chance Points: Mystics 6 (2/4), SPARKS 6 (3/11) Lead Changes: 7

Fast Break Points: Mystics 8 (4/4), SPARKS 7 (3/3) Times Tied: 11

Technical fouls - Defensive Three Seconds

Mystics (0) : NONE

SPARKS (1) : Anigwe 7:15 4th

**LOS ANGELES SPARKS HIGHS**

Points, Game.....98 vs. IND 6/3  
 Points, First Half.....48 vs. IND 6/3  
 Points, Second Half.....50 vs. IND 6/3  
 Points, 1Q.....27 vs. DAL 5/14  
 Points, 2Q.....24 @ CHI 5/30  
 Points, 3Q.....23 vs. IND 6/3  
 Points, 4Q.....27 vs. IND 6/3  
 Points, Overtime..... 9 @ CHI 5/30

Field Goals Made.....37 vs. IND 6/3  
 Field Goals Att.....78 vs. DAL 5/14  
 Field Goal Percentage.....56.1% vs. IND 6/3  
 3FG Made.....14 vs. IND 6/3  
 3FG Att.....30 @ DAL 6/1  
 3FG Percentage.....50.0% vs. IND 6/3  
 Free Throws Made.....15 vs. CHI 6/5  
 Free Throws Att.....21 vs. CHI 6/5  
 FT Percentage.....91.7% @ DAL 6/1

Offensive Rebounds...9 vs. CHI 6/5  
 Defensive Rebounds....29 vs. CHI 6/5  
 Total Rebounds.....38 vs. CHI 6/5  
 Assists.....20 @ CHI 5/30  
 Steals.....13 @ CHI 5/28  
 Turnovers.....19 @ CHI 5/30  
 Blocked Shots.....10 @ DAL 6/1  
 Personal Fouls.....24 @ LVA 5/21

**OPPONENT HIGHS**

Points, Game.....97 @ LVA 5/21  
 Points, First Half.....56 @ LVA 5/21  
 Points, Second Half.....50 vs. DAL 5/14  
 Points, 1Q.....27 @ CHI 5/30  
 Points, 2Q.....31 @ LVA 5/21  
 Points, 3Q.....26 vs. DAL 5/14  
 Points, 4Q.....25 @ DAL 6/1  
 Points, Overtime.....6 @ CHI 5/30

Field Goals Made.....34 vs. DAL 5/14  
 Field Goals Att.....67 vs. IND 6/3  
 Field Goal Percentage.....53.2% @ LVA 5/21  
 3FG Made.....10 @ DAL 6/1  
 3FG Att.....30 @ DAL 6/1  
 3FG Percentage.....47.1% vs. DAL 5/14  
 Free Throws Made.....27 @ LVA 5/21  
 Free Throws Att.....32 @ LVA 5/21  
 FT Percentage.....100% @ CHI 5/30

**LOS ANGELES SPARKS LOWS**

-Points, Game.....68 vs. CHI 6/5  
 -Points, First Half.....28 @ DAL 6/1  
 -Points, Second Half..... 28 vs. CHI 6/5  
 -Points, 1Q.....13 @ CHI 5/30  
 -Points, 2Q.....7 @ DAL 6/1  
 -Points, 3Q.....9 vs. CHI 6/5  
 -Points, 4Q.....11 vs. DAL 5/14  
 -Points, Overtime..... 9 @ CHI 5/30

-Field Goals Made..... 24 @ DAL 6/1  
 -Field Goals Att..... 64 @ DAL 6/1  
 -Field Goal Percentage.....35.9% vs. DAL 5/14  
 -3FG Made.....3 vs. CHI 6/5  
 -3FG Att..... 17 @ LVA 5/21  
 -3FG Percentage..... 15.8% vs. CHI 6/5  
 -Free Throws Made.....8 vs. DAL 5/14  
 -Free Throws Att..... 11 vs. IND 6/3  
 -FT Percentage..... 57.1% vs. DAL 5/14

-Offensive Rebounds.....2 vs. IND 6/3  
 -Defensive Rebounds..... 19 vs. DAL 5/14  
 -Total Rebounds..... 24 @ DAL 6/1  
 -Assists..... 11 @ DAL 6/1  
 -Steals..... 4 vs. CHI 6/5  
 -Turnovers..... 8 vs. IND 6/3  
 -Blocked Shots..... 1 @ LVA 5/21  
 -Personal Fouls..... 17 vs. DAL 5/14

**OPPONENT LOWS**

-Points, Game.....63 vs. CHI 6/5  
 -Points, First Half.....25 vs. IND 6/3  
 -Points, Second Half.....28 @ CHI 5/28  
 -Points, 1Q.....10 @ CHI 5/30  
 -Points, 2Q.....11 vs. IND 6/3  
 -Points, 3Q.....10 @ CHI 5/28  
 -Points, 4Q.....14 vs. CHI 6/5  
 -Points, Overtime.....6 @ CHI 5/30

-Field Goals Made..... 12 @ CHI 5/30  
 -Field Goals Att..... 12 @ CHI 5/30  
 -Field Goal Percentage.....33.9% vs. CHI 6/5  
 -3FG Made..... 5 vs. CHI 6/5  
 -3FG Att.....14 @ LVA 5/21  
 -3FG Percentage..... 27.8% vs. CHI 6/5  
 -Free Throws Made..... 11 vs. IND 6/3  
 -Free Throws Att.....12 @ DAL 6/1  
 -FT Percentage.....68.8% vs. IND 6/3

## 2021 TEAM BOX SCORE

Date	Opponent	MINS	FG-A	PCT	3PM-A	PCT	FTM-A	PCT	OFF	DEF	TOI	AST	STL	BLK	TO	PF	PTS
5/14	vs DAL	40:00	28-78	.359	7-27	.259	8-14	.571	6	19	25	15	12	3	15	17	71
5/21	@ LVA	40:00	27-74	.365	5-17	.294	10-15	.667	5	23	28	18	8	1	11	24	69
5/28	@CHI	40:00	26-66	.394	9-19	.474	15-18	.833	9	21	30	17	13	3	20	18	76
5/30	@CHI	45:00	30-73	.411	8-18	.444	14-18	.778	8	25	33	20	11	8	20	19	82
6/1	@DAL	40:00	24-64	.375	10-30	.333	11-12	.917	4	20	24	11	5	10	12	19	69
6/3	vs IND	40:00	37-66	.561	14-28	.500	10-11	.909	2	25	27	14	9	4	8	18	98
6/5	vs CHI	40:00	25-68	.368	3-19	15.8	15-21	.714	9	29	38	13	4	6	11	20	68
6/10	@WAS																
6/12	@MIN																
6/16	vs PHO																
6/18	vs PHO																
6/20	vs NYL																
6/24	vs WAS																
6/26	@PHO																
6/30	vs LVA																
7/2	vs LVA																
7/4	vs SEA																
7/7	@SEA																
7/11	vs MIN																
8/15	vs IND																
8/17	vs ATL																
8/19	vs ATL																
8/22	@NYL																
8/24	@WAS																
8/26	@CON																
8/28	@CON																
8/31	@IND																
9/2	@MIN																
9/9	vs CON																
9/12	vs SEA																
9/16	@ATL																
9/19	@DAL																
Total	—	285:00	197-489	.403	56-159	.352	83-109	.761	43	162	205	108	62	35	100	135	533

## 2021 TEAM AVERAGES


	G	MPG	PPG	RPG	APG	SPG	BPG	FG%	3FG%	FT%	TO	PF
Sparks	7	40.7	76.1	29.3	15.4	8.9	5.0	40.3	35.2	76.1	14.3	19.3
Opponent	7	40.7	76.6	40.7	16.6	6.4	5.4	42.1	33.6	83.2	21.3	19.3

#1	AMANDA ZAHUI B.	CENTER	6-5	9/8/93	MINNESOTA	7TH SEASON
----	-----------------	--------	-----	--------	-----------	------------

2021 Regular Season Averages:

G-GS	PPG	RPG	APG	SPG	BPG	MPG	FG%	3FG%	FT%
5-2	11.0	6.0	1.0	1.0	2.0	25.6	51.1	29.2	66.7

	2021 Season Highs	Career Highs	Playoff Career Highs
PTS	17, @ CHI 5/30/21	37, @ LAS 6/15/19	2, vs PHO 9/24/16
REB	10, vs CHI 6/5/21	21, @ LVA 8/29/20	2, two times
AST	2, two times	5, two times	—
STL	2, @ CHI 5/28/21	4, vs. MIN 8/5/20	—
BLK	4, vs CHI 6/5/21	6, vs. LAS 6/4/19	1, @ PHO 9/17/15
FGM	7, @ CHI 5/30/21	13, @ LAS 6/15/19	1, vs PHO 9/24/16
3FGM	2, three times	7, @ LAS 6/15/19	—
FTM	1, two times	6, two times	—
MINS	34:59, @CHI 5/30/21	35, twice	6, vs PHO 9/24/16



GAME BY GAME STATS

Date	Opponent	MINS	FG-A	PCI	3PM-A	PCI	FTM-A	PCI	QFF	DEF	IOI	AST	STL	BLK	TO	PF	PTS
5/14	vs DAL	DNP - Back	—	—	—	—	—	—	—	—	—	—	—	—	—	—	—
5/21	@ LVA	DNP - Back	—	—	—	—	—	—	—	—	—	—	—	—	—	—	—
5/28	@CHI	16:24	3-5	.600	2-3	.667	0-0	—	0	2	2	0	2	1	4	3	8
5/30	@CHI	34:59	7-8	.875	2-3	.667	1-1	1.000	0	8	8	0	1	3	3	3	17
6/1	@DAL	21:28	4-9	.444	2-6	.333	0-0	—	1	2	3	2	1	1	3	2	10
6/3	vs IND	24:16	3-9	.333	1-7	.143	0-0	—	0	7	7	2	0	1	1	2	7
6/5	vs CHI	30:53	6-14	.429	0-5	.000	1-2	.500	2	8	10	2	1	4	1	4	13
6/10	@WAS																
6/12	@MIN																
6/16	vs PHO																
6/18	vs PHO																
6/20	vs NYL																
6/24	vs WAS																
6/26	@PHO																
6/30	vs LVA																
7/2	vs LVA																
7/4	vs SEA																
7/7	@SEA																
7/11	vs MIN																
8/15	vs IND																
8/17	vs ATL																
8/19	vs ATL																
8/22	@NYL																
8/24	@WAS																
8/26	@CON																
8/28	@CON																
8/31	@IND																
9/2	@MIN																
9/9	vs CON																
9/12	vs SEA																
9/16	@ATL																
9/19	@DAL																
Total	—	128:00	23-45	.511	7-24	.292	2-3	.667	3	27	30	6	5	10	12	14	55



#2	TE'A COOPER	GUARD	5-8	4/16/97	BAYLOR	2ND SEASON
----	-------------	-------	-----	---------	--------	------------

2021 Regular Season Averages:

G-GS	PPG	RPG	APG	SPG	BPG	MPG	FG%	3FG%	FT%
7-3	8.1	1.6	1.0	0.7	—	20.7	30.5	27.8	76.2

	2021 Season Highs	Career Highs	Playoff Career Highs
PTS	15, vs IND 6/3/21	15, two times	3, vs CON 9/17/20
REB	3, @ CHI 5/30/21	6, @CON 8/28/20	—
AST	4, @ DAL 6/1/21	4, two times	2, vs CON 9/17/20
STL	2, vs DAL 5/14/21	2, two times	1, vs CON 9/17/20
BLK	—	—	—
FGM	5, vs IND 6/3/21	6, @NYL 9/8/20	1, vs CON 9/17/20
3FGM	2, @ LVA 5/21/21	3, @NYL 9/8/20	1, vs CON 9/17/20
FTM	4, two times	5, @IND 8/15/20	—
MINS	32:25, vs CHI 6/5/21	32:50, @DAL 6/1/21	20, vs CON 9/17/20



GAME BY GAME STATS

Date	Opponent	MINS	FG-A	PCT	3PM-A	PCT	FTM-A	PCT	OFF	DEF	TQT	AST	STL	BLK	TO	PF	PTS
5/14	vs DAL	17:30	1-10	.100	1-3	.333	1-2	.500	0	2	2	1	2	0	1	2	4
5/21	@ LVA	21:13	2-5	.400	2-3	.667	2-2	1.000	0	1	1	1	1	0	2	3	8
5/28	@CHI	13:40	2-9	.222	0-3	.000	1-2	.500	0	0	0	0	0	0	1	4	5
5/30	@CHI	10:10	0-6	.000	0-0	—	0-0	—	0	3	3	1	1	0	3	0	0
6/1	@DAL	32:50	4-12	.333	0-3	.000	4-4	1.000	0	3	3	4	1	0	0	3	12
6/3	vs IND	17:09	5-8	.625	1-2	.500	4-5	.800	0	1	1	0	0	0	1	3	15
6/5	vs CHI	32:25	4-9	.444	1-4	.250	4-6	.667	0	2	2	0	0	0	2	3	13
6/10	@WAS																
6/12	@MIN																
6/16	vs PHO																
6/18	vs PHO																
6/20	vs NYL																
6/24	vs WAS																
6/26	@PHO																
6/30	vs LVA																
7/2	vs LVA																
7/4	vs SEA																
7/7	@SEA																
7/11	vs MIN																
8/15	vs IND																
8/17	vs ATL																
8/19	vs ATL																
8/22	@NYL																
8/24	@WAS																
8/26	@CON																
8/28	@CON																
8/31	@IND																
9/2	@MIN																
9/9	vs CON																
9/12	vs SEA																
9/16	@ATL																
9/19	@DAL																
Total	—	145:17	18-59	.305	5-18	.278	16-21	.762	0	11	11	7	5	0	10	18	57

#7	MARIA VADEEVA	CENTER	6-4	7/16/98	RUSSIA	3RD SEASON
----	---------------	--------	-----	---------	--------	------------

2019 Regular Season Averages:

G-GS	PPG	RPG	APG	SPG	BPG	MPG	FG%	3FG%	FT%
15-1	7.8	3.9	0.7	1.0	0.2	12.0	.490	.313	.769

	2019 Season Highs	Career Highs	Playoff Career Highs
PTS	24, @ LVA 5/26/19	24, @ LVA 5/26/19	2, two times
REB	8, two times	8, two times	4, vs CON 9/22/19
AST	3, two times	3, two times	2, vs SEA 9/15/19
STL	3, vs MIN 8/20/19	3, vs MIN 8/20/19	—
BLK	3, @ LVA 5/26/19	3, two times	1, three times
FGM	11, @ LVA 5/26/19	11, @ LVA 5/26/19	1, two times
3FGM	2, @ LVA 5/26/19	2, two times	—
FTM	4, vs SEA 8/4/19	4, vs SEA 8/4/19	—
MINS	24:12, @ LVA 5/26/19	24:12, @ LVA 5/26/19	13:30 vs CON 9/22/19



## GAME BY GAME STATS

[illegible]

#12	NIA COFFEY	FORWARD	6-1	6/11/95	NORTHWESTERN	5TH SEASON
-----	------------	---------	-----	---------	--------------	------------

2021 Regular Season Averages:

G-GS	PPG	RPG	APG	SPG	BPG	MPG	FG%	3FG%	FT%
7-3	10.4	4.6	1.1	1.4	2.1	25.9	49.1	53.8	62.5

	2021 Season Highs	Career Highs	Playoff Career Highs
PTS	17, @ CHI 5/30/21	23, vs SEA 5/27/18	—
REB	9, vs CHI 6/5/21	12, vs PHO 6/17/18	—
AST	3, vs CHI 6/5/21	6, @ CHI 6/3/18	—
STL	4, @ CHI 5/30/21	4, @CHI 5/30/21	—
BLK	6, @ DAL 6/1/21	6, @DAL 6/1/21	—
FGM	6, @CHI 5/30/21	8, vs SEA 5/27/18	—
3FGM	3, three times	3, four times	—
FTM	4, two times	7, two times	—
MINS	32:58, vs CHI 6/5/21	32:58, vs CHI 6/5/21	—



GAME BY GAME STATS

Date	Opponent	MINS	FG-A	PCT	3PM-A	PCT	FTM-A	PCT	OFF	DEF	TQT	AST	STL	BLK	TO	PF	PTS
5/14	vs DAL	19:41	4-8	.500	2-4	.500	0-2	.000	2	2	4	1	1	2	4	2	10
5/21	@ LVA	20:43	3-7	.429	1-2	.500	1-2	.500	0	3	3	0	1	0	0	1	8
5/28	@CHI	16:59	3-5	.600	3-4	.750	0-0	—	1	4	5	1	1	1	0	1	9
5/30	@CHI	31:04	6-12	.500	3-5	.600	0-0	—	1	3	4	1	4	2	1	2	17
6/1	@DAL	28:28	3-8	.375	2-5	.400	0-0	—	1	5	6	1	1	6	1	4	8
6/3	vs IND	30:36	4-4	1.000	3-3	1.000	4-5	.800	0	1	1	1	0	2	0	4	13
6/5	vs CHI	32:25	4-11	.364	0-3	.000	2-2	1.000	1	8	9	3	3	2	0	2	10
6/10	@WAS																
6/12	@MIN																
6/16	vs PHO																
6/18	vs PHO																
6/20	vs NYL																
6/24	vs WAS																
6/26	@PHO																
6/30	vs LVA																
7/2	vs LVA																
7/4	vs SEA																
7/7	@SEA																
7/11	vs MIN																
8/15	vs IND																
8/17	vs ATL																
8/19	vs ATL																
8/22	@NYL																
8/24	@WAS																
8/26	@CON																
8/28	@CON																
8/31	@IND																
9/2	@MIN																
9/9	vs CON																
9/12	vs SEA																
9/16	@ATL																
9/19	@DAL																
Total	—	179:56	27-55	.491	14-26	.538	7-11	.636	6	26	32	8	11	19	6	16	73

#13	CHINEY OGWUMIKE	FORWARD/CENTER	6-3	3/21/92	STANFORD	5TH SEASON
-----	-----------------	----------------	-----	---------	----------	------------

2021 Regular Season Averages:

G-GS	PPG	RPG	APG	SPG	BPG	MPG	FG%	3FG%	FT%
3-3	9.0	5.7	2.0	0.7	0.7	27.3	34.5	66.7	71.4

	2021 Season Highs	Career Highs	Playoff Career Highs
PTS	12, vs DAL 5/14/21	30, vs SEA 6/15/18	10, @CON 9/19/19
REB	6, two times	17, vs NY 6/29/14	5, @CON 9/19/19
AST	2, three times	4, vs NY 6/14/19	2, vs SEA 9/15/19
STL	1, two times	4, two times	2, vs PHX 9/23/19
BLK	1, @ CHI 5/28/21	7, vs DAL 7/20/16	2, @CON 9/17/19
FGM	5, vs DAL 5/14/21	13, vs SEA 6/15/18	14 @CON 9/19/19
3FGM	2, vs DAL 5/14/21	2, vs DAL 5/14/21	—
FTM	3, @ LVA 5/21/21	8, two times	—
MINS	30:40, @ LVA 5/21/21	40, two times	19, vs PHO 8/23/18



GAME BY GAME STATS

Date	Opponent	MINS	FG-A	PCT	3PM-A	PCT	FTM-A	PCT	OFF	DEF	TOT	AST	STL	BLK	TQ	PE	PTS
5/14	vs DAL	27:11	5-11	.455	2-3	.667	0-0	—	1	5	6	2	1	0	1	4	12
5/21	@ LVA	30:40	4-10	.400	0-0	—	3-5	.600	3	2	5	2	1	0	2	5	11
5/28	@CHI	24	1-8	.125	0-0	—	2-2	1.000	2	4	6	2	0	1	3	4	4
5/30	@CHI	DNP - KNEE	—	—	—	—	—	—	—	—	—	—	—	—	—	—	—
6/1	@DAL	DNP - KNEE	—	—	—	—	—	—	—	—	—	—	—	—	—	—	—
6/3	vs IND	DNP - KNEE	—	—	—	—	—	—	—	—	—	—	—	—	—	—	—
6/5	vs CHI	DNP - KNEE	—	—	—	—	—	—	—	—	—	—	—	—	—	—	—
6/10	@WAS																
6/12	@MIN																
6/16	vs PHO																
6/18	vs PHO																
6/20	vs NYL																
6/24	vs WAS																
6/26	@PHO																
6/30	vs LVA																
7/2	vs LVA																
7/4	vs SEA																
7/7	@SEA																
7/11	vs MIN																
8/15	vs IND																
8/17	vs ATL																
8/19	vs ATL																
8/22	@NYL																
8/24	@WAS																
8/26	@CON																
8/28	@CON																
8/31	@IND																
9/2	@MIN																
9/9	vs CON																
9/12	vs SEA																
9/16	@ATL																
9/19	@DAL																
Total	—	81:51	10-29	.345	2-3	.667	5-7	.714	6	11	17	6	2	1	6	13	27

2021 Regular Season Averages:

G-GS	PPG	RPG	APG	SPG	BPG	MPG	FG%	3FG%	FT%
7-2	5.7	3.7	2.1	1.6	0.6	25.0	28.6	21.4	75.0

	2021 Season Highs	Career Highs	Playoff Career Highs
PTS	11, @ CHI 5/28/21	33, vs PHO 9/3/17	17, @WAS 8/31/18
REB	6, vs IND 6/3/21	13, vs PHO 7/25/17	6, vs WAS 8/28/18
AST	3, two times	7, vs IND 7/1/18	3, vs WAS 9/4/18
STL	5, @ CHI 5/28/21	5, two times	2, two times
BLK	2, @CHI 5/30/21	3, three times	1, vs WAS 8/28/18
FGM	4, two times	12, vs PHO 9/3/17	6, three times
3FGM	2, @ CHI 5/30/21	4, two times	3, two times
FTM	4, @DAL 6/1/21	12, vs WAS 7/19/17	2, two times
MINS	28:22, @ CHI 5/28/21	37, vs CON 8/15/17	28, @WAS 9/2/18



GAME BY GAME STATS

Date	Opponent	MINS	FG-A	PCT	3PM-A	PCT	FTM-A	PCT	QFF	DEF	TQT	AST	STL	BLK	TO	PF	PTS
5/14	vs DAL	26:34	2-7	.286	0-4	.000	2-4	.500	0	2	2	3	2	1	1	0	6
5/21	@ LVA	22:33	1-7	.143	0-5	.000	0-0	—	0	2	2	2	0	0	0	1	2
5/28	@CHI	28:22	4-11	.364	1-3	.333	2-2	1.000	2	3	5	3	5	0	3	3	11
5/30	@CHI	25:59	2-6	.333	2-3	.667	0-0	—	2	1	3	2	1	2	2	4	6
6/1	@DAL	25:13	1-6	.167	0-2	.000	4-4	1.000	0	4	4	1	0	1	2	3	6
6/3	vs IND	26:17	4-9	.444	0-1	.000	0-0	—	1	5	6	2	3	0	1	2	8
6/5	vs CHI	20:20	0-3	.000	0-0	—	1-2	.500	0	4	4	2	0	0	0	3	1
6/10	@WAS																
6/12	@MIN																
6/16	vs PHO																
6/18	vs PHO																
6/20	vs NYL																
6/24	vs WAS																
6/26	@PHO																
6/30	vs LVA																
7/2	vs LVA																
7/4	vs SEA																
7/7	@SEA																
7/11	vs MIN																
8/15	vs IND																
8/17	vs ATL																
8/19	vs ATL																
8/22	@NYL																
8/24	@WAS																
8/26	@CON																
8/28	@CON																
8/31	@IND																
9/2	@MIN																
9/9	vs CON																
9/12	vs SEA																
9/16	@ATL																
9/19	@DAL																
Total	—	148:57	14-49	.286	3-14	.214	9-12	.750	5	21	26	15	11	4	9	16	40



#17	ERICA WHEELER	GUARD	5-7	5/2/91	RUTGERS	6TH SEASON
-----	---------------	-------	-----	--------	---------	------------

2021 Regular Season Averages:

G-GS	PPG	RPG	APG	SPG	BPG	MPG	FG%	3FG%	FT%
7-7	11.6	1.9	3.7	1.6	—	25.7	38.4	31.6	90.5

	2021 Season Highs	Career Highs	Playoff Career Highs
PTS	22, vs CHI 6/5/21	33, @NYL 8/8/17	10, vs PHO 9/21/16
REB	5, vs CHI 6/5/21	7, three times	3, vs PHO 9/21/16
AST	7, @ CHI 5/30/21	10, @ATL 6/14/18	3, vs PHO 9/21/16
STL	3, two times	5, vs ATL 7/31/19	—
BLK	—	2, @LVA 6/29/19	—
FGM	7, vs CHI 6/5/21	12, @NYL 8/8/17	3, vs PHO 9/21/16
3FGM	3, vs IND 6/3/21	7, @NYL 8/8/17	2, vs PHO 9/21/16
FTM	7, vs CHI 6/5/21	9, vs PHO 6/7/17	2, vs PHO 9/21/16
MINS	34:50, @ CHI 5/30/21	42, vs PHO 6/7/17	25, vs PHO 9/21/16



GAME BY GAME STATS

Date	Opponent	MINS	FG-A	FT	3PM-A	REB	AST	STL	BLK	TO	PF	PTS
5/14	vs DAL	19:25	2-8	.250	0-3	.000	0-0	—	0	2	2	4
5/21	@ LVA	19:14	3-6	.500	0-1	.000	0-0	—	0	3	3	6
5/28	@CHI	25:44	3-5	.500	1-1	1.000	6-7	.857	0	0	0	13
5/30	@CHI	34:50	6-19	.316	0-1	.000	5-6	.833	0	0	0	17
6/1	@DAL	22:08	2-12	.167	1-5	.200	0-0	—	0	2	2	5
6/3	vs IND	24:10	5-9	.556	3-4	.750	1-1	1.000	0	1	1	14
6/5	vs CHI	34:25	7-13	.538	1-3	.333	7-7	1.000	1	4	5	22
6/10	@WAS											
6/12	@MIN											
6/16	vs PHO											
6/18	vs PHO											
6/20	vs NYL											
6/24	vs WAS											
6/26	@PHO											
6/30	vs LVA											
7/2	vs LVA											
7/4	vs SEA											
7/7	@SEA											
7/11	vs MIN											
8/15	vs IND											
8/17	vs ATL											
8/19	vs ATL											
8/22	@NYL											
8/24	@WAS											
8/26	@CON											
8/28	@CON											
8/31	@IND											
9/2	@MIN											
9/9	vs CON											
9/12	vs SEA											
9/16	@ATL											
9/19	@DAL											
Total	—	168:56	28-73	.384	6-19	.316	19-21	.905	1	12	13	81

#20	KRISTI TOLIVER	GUARD	5-7	1/27/87	MARYLAND	12TH SEASON
-----	----------------	-------	-----	---------	----------	-------------

2021 Regular Season Averages:

G-GS	PPG	RPG	APG	SPG	BPG	MPG	FG%	3FG%	FT%
7-7	9.4	1.1	2.6	0.4	—	25.0	54.8	47.8	90.0

	2021 Season Highs	Career Highs	Playoff Career Highs
PTS	22, vs IND 6/3/21	43, vs TUL 7/3/15	32, @NYL 9/10/17
REB	2, three times	9, @CON 8/6/13	6, vs PHO 9/23/13
AST	5, two times	11, vs IND 8/8/19	10, @CON 10/6/19
STL	1, three times	4, three times	5, @CHI 10/4/16
BLK	—	2, four times	1, four times
FGM	8, vs IND 6/3/21	15, vs TUL 7/3/15	10, @NYL 9/10/17
3FGM	4, @DAL 6/1/21	7, three times	9, @NYL 9/10/17
FTM	3, two times	14, vs TUL 6/20/12	10, vs SAS 9/27/12
MINS	29:12, vs CHI 6/5/21	44, vs TUL 6/8/13	40, 8/31/18



GAME BY GAME STATS

Date	Opponent	MINS	FG-A	PCI	3PM-A	PCI	FTM-A	PCI	OFF	DEF	TOI	ASI	STL	BLK	IO	PE	PTS
5/14	vs DAL	24:11	4-6	.667	2-4	.500	1-2	.500	0	0	0	2	1	0	3	1	11
5/21	@ LVA	18:14	3-6	.500	1-3	.333	2-2	1.000	0	2	2	5	0	0	2	4	9
5/28	@CHI	22:00	1-1	1.000	0-0	—	3-3	1.000	0	1	1	1	0	0	1	1	5
5/30	@CHI	27:17	0-3	.000	0-2	.000	0-0	—	0	1	1	5	1	0	1	1	0
6/1	@DAL	26:23	5-6	.833	4-5	.800	0-0	—	0	0	0	2	1	0	2	4	14
6/3	vs IND	27:41	8-12	.667	3-7	.429	3-3	1.000	0	2	2	0	0	0	2	2	22
6/5	vs CHI	29:12	2-8	.250	1-2	.500	0-0	—	2	0	2	2	0	0	2	4	5
6/10	@WAS																
6/12	@MIN																
6/16	vs PHO																
6/18	vs PHO																
6/20	vs NYL																
6/24	vs WAS																
6/26	@PHO																
6/30	vs LVA																
7/2	vs LVA																
7/4	vs SEA																
7/7	@SEA																
7/11	vs MIN																
8/15	vs IND																
8/17	vs ATL																
8/19	vs ATL																
8/22	@NYL																
8/24	@WAS																
8/26	@CON																
8/28	@CON																
8/31	@IND																
9/2	@MIN																
9/9	vs CON																
9/12	vs SEA																
9/16	@ATL																
9/19	@DAL																
Total	—	174:58	23-42	.548	11-23	.478	9-10	.900	2	6	8	18	3	0	13	17	66

#22	ARELLA GUIRANTES	GUARD	5-11	10/15/97	RUTGERS	1ST SEASON
-----	------------------	-------	------	----------	---------	------------

2021 Regular Season Averages:

G-GS	PPG	RPG	APG	SPG	BPG	MPG	FG%	3FG%	FT%
6-2	3.8	1.8	0.8	0.7	0.2	12.2	29.0	37.5	100.0

	2021 Season Highs	Career Highs	Playoff Career Highs
PTS	6, @ LVA 5/21/21	6, @ LVA 5/21/21	—
REB	5, @ LVA 5/21/21	5, @ LVA 5/21/21	—
AST	2, @ CHI 5/28/21	2, @ CHI 5/28/21	—
STL	2, vs IND 6/3/21	2, vs IND 6/3/21	—
BLK	1, vs IND 6/3/21	1, vs IND 6/3/21	—
FGM	2, four times	2, four times	—
3FGM	1, three times	1, three times	—
FTM	2, @ LVA 5/21/21	2, @ LVA 5/21/21	—
MINS	21:19, @ LVA 5/21/21	21:19, @ LVA 5/21/21	—



GAME BY GAME STATS

Date	Opponent	MINS	FG-A	PCT	3PM-A	PCT	FTM-A	PCT	OFF	DEF	TOT	AST	STL	BLK	TO	PF	PTS
5/14	vs DAL	8:10	2-5	.400	0-2	.000	0-0	—	0	0	0	0	1	0	0	0	4
5/21	@ LVA	21:19	2-9	.222	0-3	.000	2-2	1.000	1	4	5	1	1	0	0	2	6
5/28	@CHI	14:26	2-7	.285	1-1	1.000	0-0	—	1	0	1	2	0	0	0	1	5
5/30	@CHI	5:17	1-2	.500	1-1	1.000	0-0	—	1	1	2	1	0	0	1	0	3
6/1	@DAL	DNP-COACH	—	—	—	—	—	—	—	—	—	—	—	—	—	—	—
6/3	vs IND	19:51	2-6	.333	1-1	1.000	0-0	—	0	2	2	1	2	1	0	0	5
6/5	vs CHI	3:38	0-2	.000	0-0	—	0-0	—	0	1	1	0	0	0	2	1	0
6/10	@WAS																
6/12	@MIN																
6/16	vs PHO																
6/18	vs PHO																
6/20	vs NYL																
6/24	vs WAS																
6/26	@PHO																
6/30	vs LVA																
7/2	vs LVA																
7/4	vs SEA																
7/7	@SEA																
7/11	vs MIN																
8/15	vs IND																
8/17	vs ATL																
8/19	vs ATL																
8/22	@NYL																
8/24	@WAS																
8/26	@CON																
8/28	@CON																
8/31	@IND																
9/2	@MIN																
9/9	vs CON																
9/12	vs SEA																
9/16	@ATL																
9/19	@DAL																
Total	—	72:41	9-31	.290	3-8	.375	2-2	1.000	3	8	11	5	4	1	3	4	23

#30	NNEKA OGWUMIKE	FORWARD	6-2	7/20/90	STANFORD	10TH SEASON
-----	----------------	---------	-----	---------	----------	-------------

2021 Regular Season Averages:

G-GS	PPG	RPG	APG	SPG	BPG	MPG	FG%	3FG%	FT%
5-5	16.4	7.0	1.2	0.6	0.2	29.6	58.6	33.3	80.0

	2021 Season Highs	Career Highs	Playoff Career Highs
PTS	21, @ CHI 5/30/21	38, vs ATL 6/30/16	27, vs CHI 9/28/16
REB	9, two times	20, @ IND 7/12/12	14, vs PHO 9/19/13
AST	3, @ LVA 5/21/21	8, two times	6, vs CHI 9/28/16
STL	2, @ CHI 5/28/21	6, two times	4, @ CHI 10/4/16
BLK	1, @DAL 6/1/21	5, vs ATL 6/30/16	3, @ CHI 10/4/16
FGM	9, @ LVA 5/21/21	13, two times	11, vs CHI 9/28/16
3FGM	1, two times	5, vs WAS 7/7/19	2, vs MIN 10/14/16
FTM	7, @ CHI 5/30/21	14, vs WAS 9/3/15	7, two times
MINS	39:23, @ CHI 5/30/21	46:59, @ CHI 8/18/17	37:59, @ MIN I 9/18/15



GAME BY GAME STATS

Date	Opponent	MINS	FG-A	FG%	3PM-A	3P%	FTM-A	FT%	ORE	DEF	TOI	AST	STL	BLK	IQ	PF	PTS
5/14	vs DAL	26:20	8-14	.571	0-0	—	2-2	1.000	3	5	8	0	0	0	1	0	18
5/21	@ LVA	28:15	9-17	.529	1-2	.500	0-0	—	0	5	5	3	1	0	1	3	19
5/28	@CHI	28:54	6-11	.545	1-3	.333	1-2	.500	3	6	9	2	2	0	3	0	14
5/30	@CHI	39:23	7-11	.636	0-1	.000	7-9	.778	2	7	9	1	0	0	3	3	21
6/1	@DAL	25:01	4-5	.800	0-0	—	2-2	1.000	1	3	4	0	0	1	1	0	10
6/3	vs IND	DNP - Knee	—	—	—	—	—	—	—	—	—	—	—	—	—	—	—
6/5	vs CHI	DNP - Knee	—	—	—	—	—	—	—	—	—	—	—	—	—	—	—
6/10	@WAS																
6/12	@MIN																
6/16	vs PHO																
6/18	vs PHO																
6/20	vs NYL																
6/24	vs WAS																
6/26	@PHO																
6/30	vs LVA																
7/2	vs LVA																
7/4	vs SEA																
7/7	@SEA																
7/11	vs MIN																
8/15	vs IND																
8/17	vs ATL																
8/19	vs ATL																
8/22	@NYL																
8/24	@WAS																
8/26	@CON																
8/28	@CON																
8/31	@IND																
9/2	@MIN																
9/9	vs CON																
9/12	vs SEA																
9/16	@ATL																
9/19	@DAL																
Total	—	148:53	34-58	.586	2-6	.333	12-15	.800	9	26	35	6	3	1	9	6	82

#31	KRISTINE ANIGWE	FORWARD/CENTER	6-4	3/31/97	CALIFORNIA	3RD SEASON
-----	-----------------	----------------	-----	---------	------------	------------

2021 Regular Season Averages:

G-GS	PPG	RPG	APG	SPG	BPG	MPG	FG%	3FG%	FT%
3-0	2.3	2.0	0.0	0.3	0.0	10.0	50.0	—	50.0

	2021 Season Highs	Career Highs	Playoff Career Highs
PTS	5, vs PHO 5/29/21	14, vs NYL 9/8/20	8, vs CON 9/17/20
REB	4, vs PHO 5/29/21	9, two times	7, vs CON 9/17/20
AST	—	2, two times	—
STL	1, , vs NYL 5/24/21	2, four times	—
BLK	—	2, two times	1, vs CON 9/17/20
FGM	2, vs PHO 5/29/21	5, vs NYL 9/8/20	3, vs CON 9/17/20
3FGM	—	—	—
FTM	1, vs PHO 5/29/21	4, four times	2, vs CON 9/17/21
MINS	23:00, vs PHO 5/29/21	26:19, @ CON 9/4/19	17:56, vs CON 9/17/20



## GAME BY GAME STATS

[illegible]



2021 Regular Season Averages:

G-GS	PPG	RPG	APG	SPG	BPG	MPG	FG%	3FG%	FT%
7-1	4.1	2.9	1.6	0.9	0.3	17.0	25.6	21.4	50.0

	2021 Season Highs	Career Highs	Playoff Career Highs
PTS	14, vs IND 6/3/21	20, vs SAS 9/13/16	21, vs SEA 9/21/16
REB	7, vs IND 6/3/21	7, three times	7, vs SEA 9/21/16
AST	3, two times	5, two times	3, two times
STL	2, two times	5, vs PHO 9/6/16	3, vs WAS 10/6/19
BLK	1, two times	2, two times	1, two times
FGM	6, vs IND 6/3/21	9, vs PHO 9/6/16	7, vs SEA 9/21/16
3FGM	2, vs IND 6/3/21	3, four times	2, vs SEA 9/21/16
FTM	2, vs DAL 5/14/21	7, two times	5, vs SEA 9/21/16
MINS	29:58, vs IND 6/3/21	38:19, vs LAS 5/27/17	40:00, vs SEA 9/21/16



GAME BY GAME STATS

Date	Opponent	MINS	FG-A	PCT	3PM-A	PCT	FTM-A	PCT	QFF	DEF	TOI	AST	STL	BLK	TO	PF	PTS
5/14	vs DAL	13:36	0-5	.000	0-1	.000	2-2	1.000	0	0	0	2	2	0	0	3	2
5/21	@ LVA	15:13	0-6	.000	0-1	.000	0-0	—	1	1	2	3	1	0	2	2	0
5/28	@CHI	9:53	1-3	.333	0-1	.000	0-0	—	0	1	1	0	0	0	2	1	2
5/30	@CHI	16:00	1-6	.167	0-2	.000	1-2	.500	2	1	3	2	0	1	0	2	3
6/1	@DAL	18:28	1-6	.167	1-4	.250	1-2	.500	1	1	2	1	0	1	1	1	4
6/3	vs IND	29:58	6-9	.667	2-3	.667	0-0	—	1	6	7	3	2	0	1	2	14
6/5	vs CHI	16:08	2-8	.250	0-2	.000	0-2	.000	3	2	5	0	0	0	1	1	4
6/10	@WAS																
6/12	@MIN																
6/16	vs PHO																
6/18	vs PHO																
6/20	vs NYL																
6/24	vs WAS																
6/26	@PHO																
6/30	vs LVA																
7/2	vs LVA																
7/4	vs SEA																
7/7	@SEA																
7/11	vs MIN																
8/15	vs IND																
8/17	vs ATL																
8/19	vs ATL																
8/22	@NYL																
8/24	@WAS																
8/26	@CON																
8/28	@CON																
8/31	@IND																
9/2	@MIN																
9/9	vs CON																
9/12	vs SEA																
9/16	@ATL																
9/19	@DAL																
Total	—	119:16	11-43	.256	3-14	.214	4-8	.500	8	12	20	11	6	2	7	12	29

2021 Regular Season Averages:

G-GS	PPG	RPG	APG	SPG	BPG	MPG	FG%	3FG%	FT%
2-0	0.0	0.5	1.0	1.0	0.5	10.0	0.0	0.0	0.0

	2021 Season Highs	Career Highs	Playoff Career Highs
PTS	—	—	—
REB	1, vs DAL 5/14/21	1, vs DAL 5/14/21	—
AST	2, vs DAL 5/14/21	2, vs DAL 5/14/21	—
STL	2, vs DAL 5/14/21	2, vs DAL 5/14/21	—
BLK	1, @ LVA 5/21/21	1, @ LVA 5/21/21	—
FGM	—	—	—
3FGM	—	—	—
FTM	—	—	—
MINS	17:22, vs DAL 5/14/21	17:22, vs DAL 5/14/21	—



GAME BY GAME STATS


Date	Opponent	MINS	FG-A	PGT	3PM-A	PGT	FTM-A	PGT	QFE	DEF	TOI	AST	STL	BLK	TO	PF	PTS
5/14	vs DAL	17:22	0-4	.000	0-3	.000	0-0	—	0	1	1	2	2	0	1	1	0
5/21	@ LVA	2:36	0-1	.000	0-1	.000	0-2	.000	0	0	0	0	0	1	0	0	0
5/28	@CHI	DNP - KNEE	-	-	-	-	-	-	-	-	-	-	-	-	-	-	-
5/30	@CHI	DNP - KNEE	—	—	—	—	—	—	—	—	—	—	—	—	—	—	—
6/1	@DAL	DNP - KNEE	—	—	—	—	—	—	—	—	—	—	—	—	—	—	—
6/3	vs IND	DNP - KNEE	—	—	—	—	—	—	—	—	—	—	—	—	—	—	—
6/5	vs CHI	DNP - KNEE	—	—	—	—	—	—	—	—	—	—	—	—	—	—	—
6/10	@WAS																
6/12	@MIN																
6/16	vs PHO																
6/18	vs PHO																
6/20	vs NYL																
6/24	vs WAS																
6/26	@PHO																
6/30	vs LVA																
7/2	vs LVA																
7/4	vs SEA																
7/7	@SEA																
7/11	vs MIN																
8/15	vs IND																
8/17	vs ATL																
8/19	vs ATL																
8/22	@NYL																
8/24	@WAS																
8/26	@CON																
8/28	@CON																
8/31	@IND																
9/2	@MIN																
9/9	vs CON																
9/12	vs SEA																
9/16	@ATL																
9/19	@DAL																
Total	—	19:58	0-5	.000	0-4	.000	0-2	.000	0	1	1	2	2	1	1	1	0

#44	KARLIE SAMUELSON	GUARD	6-0	5/10/95	STANFORD	3RD SEASON
-----	------------------	-------	-----	---------	----------	------------

## 2019 Regular Season Averages:

G-GS	PPG	RPG	APG	SPG	BPG	MPG	FG%	3FG%	FT%
7-0	1.3	0.6	0.7	0.4	0.1	12.0	21.4	25.0	—

	2019 Season Highs	Career Highs	Playoff Career Highs
PTS	3, three times	6, @ IND 5/22/18	—
REB	2, two times	2, five times	1, @ WAS 8/23/18
AST	3, @ ATL 7/23/19	3, @ ATL 7/23/19	—
STL	2, vs SEA 9/8/19	2, vs SEA 9/8/19	—
BLK	1, @ CON 9/4/19	2, two times	—
FGM	1, three times	2, two times	—
3FGM	1, three times	2, @ IND 5/22/18	—
FTM	—	—	—
MINS	20:52, vs SEA 9/8/19	20:52, vs SEA 9/8/19	2:30, @ WAS 8/23/18



## GAME BY GAME STATS

[illegible]