

LOS ANGELES SPARKS 2021 GAME NOTES



Los Angeles Sparks (0-2) at Chicago Sky (2-2) May 28, 2021



Wintrust Arena | 5:00 p.m. (PT)
Spectrum SportsNet, CBS Sports Network

REGULAR SEASON SCHEDULE

Date	Opponent	Time/Result	Record
5/14	DALLAS	L, 94-71	0-1
5/21	at Las Vegas	L, 97-69	0-2
5/28	at Chicago	5:00 pm	—
5/30	at Chicago	3:00 pm	—
6/1	at Dallas	5:00 pm	—
6/3	INDIANA	7:30 pm	—
6/5	CHICAGO	12:00 pm	—
6/10	at Washington	4:00 pm	—
6/12	at Minnesota	5:00 pm	—
6/16	PHOENIX	7:30 pm	—
6/18	PHOENIX	7:30 pm	—
6/20	NEW YORK	1:00 pm	—
6/24	WASHINGTON	7:30 pm	—
6/26	at Phoenix	7:00 pm	—
6/30	LAS VEGAS	7:30 pm	—
7/2	LAS VEGAS	7:00 pm	—
7/4	SEATTLE	6:00 pm	—
7/7	at Seattle	6:00 pm	—
7/11	MINNESOTA	6:00 pm	—
8/15	INDIANA	6:00 pm	—
8/17	ATLANTA	7:30 pm	—
8/19	ATLANTA	7:30 pm	—
8/22	at New York	11:00 am	—
8/24	at Washington	4:00 pm	—
8/26	at Connecticut	4:00 pm	—
8/28	at Connecticut	4:00 pm	—
8/31	at Indiana	4:00 pm	—
9/1	at Minnesota	5:00 pm	—
9/9	CONNECTICUT	7:30 pm	—
9/12	SEATTLE	12:00 pm	—
9/16	at Atlanta	4:00 pm	—
9/19	at Dallas	2:00 pm	—

*all times listed are Pacific Standard Time

PLAYER UPDATES

NUM.	PLAYER	UPDATE
40	Jasmine Walker	OUT (knee)
1	Amanda Zahui B.	PROBABLE (back)

CONTACT INFORMATION

Eli Horowitz

Director, Public Relations and
Communications
ehorowitz@la-sparks.com
(847) 644-9932



@LA_Sparks



@LASparks



Los Angeles Sparks

Natalie Gilmore

Coordinator, Public Relations and
Communications
ngilmore@la-sparks.com

LAST GAME STARTERS

G	17	ERICA WHEELER			5'7"		143 LBS								
GP/GS	2/2	PPG	5.0	RPG	2.5	APG	1.5	SPG	1.0	FG%	35.7	3FG%	0.0	MPG	19.5
G	20	KRISTI TOLIVER			5'7"		130 LBS								
GP/GS	2/2	PPG	10.0	RPG	1.0	APG	4.0	SPG	0.5	FG%	58.3	3FG%	42.9	MPG	21.0
G	15	BRITTNEY SYKES			5'9"		154 LBS								
GP/GS	2/2	PPG	4.0	RPG	2.0	APG	2.5	SPG	1.0	FG%	21.4	3FG%	0	MPG	24.5
F	30	NNEKA OGWUMIKE			6'2"		174 LBS								
GP/GS	2/2	PPG	18.5	RPG	6.5	APG	1.5	SPG	0.5	FG%	54.8	3FG%	50.0	MPG	27.5
F/C	13	CHINEY OGWUMIKE			6'3"		183 LBS								
GP/GS	2/2	PPG	11.5	RPG	5.5	APG	1.5	SPG	1.0	FG%	42.9	3FG%	66.7	MPG	29.0

MATCHUP NOTES

The Los Angeles Sparks face-off against the Chicago Sky at Wintrust Arena on Friday, May 28 at 5 PM PT. The Sparks are led by Nneka and Chiney Ogwumike, and Nia Coffey. N. Ogwumike is averaging 18.5 points and 6.5 rebounds per game. C. Ogwumike is shooting 66.7% from the 3-point-line, and averaging 11.5 points, and 5.5 rebounds per game. Nia Coffey burst onto the scene averaging 9.0 points, 3.5 rebounds, and shooting 46.7% from the floor. The Chicago Sky are led by veteran guard Courtney Vandersloot who ranks first in the league in assists per game at 8.5, and second in total assists at 34. The Sky will also feature second year forward and 2020 No. 8 overall pick Ruthy Hebard who ranks top seven in the league in blocks at 1.8 per game.

Chicago Probable Starters

C Astou Ndour-Fall
G Courtney Vandersloot
G Diamond DeShields
F Ruthy Hebard
F Kahleah Copper

Head Coach: James Wade

MILESTONE WATCH

PLAYER	MILESTONE (CURRENT)
Nneka Ogwumike	4500 points (4356) 2100 rebounds (2034) 600 assists (501) 200 blocks (176) 500 steals (406)
Kristi Toliver	4500 points (4211) 800 rebounds (788) 1300 assists (1212) 400 steals (309)
Chiney Ogwumike	1800 points (1672) 1000 rebounds (907) 150 blocks (112)

ASSOCIATED PRESS POWER POLL

Week 3	Total Points	High	Low
1 Connecticut	150	1	4
2 Seattle	142	1	4
3 Las Vegas	123	1	5
4 New York	121	2	6
5 Chicago	110	3	6
6 Phoenix	91	4	7
7 Dallas	76	5	9
8 Washington	64	7	11
9 Minnesota	52	8	12
10 Atlanta	35	9	12
11 Los Angeles	29	10	12
12 Indiana	21	10	12

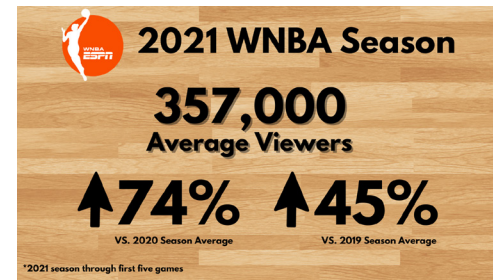
On May 13, ESPN's Documentary "144" about the 2020 WNBA Bubble season premiered. With it came the addition of an executive producer title to Sparks Forward/Center Chiney Ogwumike's resume.

NNEKA OGWUMIKE ON THE SHOP

The Shop returns this Friday with Jay-Z, Bad Bunny, Nneka Ogwumike, and Paul Rivera. Season 4 premieres Friday at 9:30 pm on HBO max. #TheShopHBO

WNBA RATINGS

2021 WNBA Opening Weekend on ABC saw a 25% increase in viewership vs. 2020 WNBA Opening Weekend and averaged 605,000 Viewers. 2021 WNBA season ratings so far are up 74% from the 2020 season average and up 45% from 2019, per ESPN PR.



2021 LOS ANGELES SPARKS ROSTER

NUM.	PLAYER	POS.	HT.	YRS OF EXP.	DOB	COLLEGE
1	Amanda Zahui B.	C	6'5"	6	09/8/93	Minnesota
2	Te'a Cooper	G	5'8"	1	04/16/97	Baylor
7	Maria Vadeeva*	C	6'4"	2	07/16/98	Russia
12	Nia Coffey	F	6'1"	4	06/11/95	Northwestern
13	Chiney Ogwumike	F/C	6'3"	4	03/21/92	Stanford
15	Brittney Sykes	G	5'9"	4	02/07/94	Syracuse
17	Erica Wheeler	G	5'7"	5	05/2/91	Rutgers
20	Kristi Toliver	G	5'7"	11	01/27/87	Maryland
22	Arella Guirantes	G	5'11"	R	10/15/97	Rutgers
30	Nneka Ogwumike	F	6'2"	9	07/02/90	Stanford
32	Bria Holmes	G	6'3"	4	04/19/94	West Virginia
40	Jasmine Walker	F	6'3"	R	02/03/98	Alabama

*will return following overseas commitments

Coaching Staff:

Head Coach Derek Fisher

Assistant Coach Fred Williams

Assistant Coach Latricia Trammell

Assistant Coach Seimone Augustus

PRONUNCIATION CHART


PLAYER/COACH

Te'a Cooper
 Nneka Ogwumike
 Chiney Ogwumike
 Nia Coffey
 Amanda Zahui B.
 Asst. Coach Seimone Augustus
 Asst. Coach Latricia Trammell

PRONUNCIATION

TAY-uh
 NECK-uh Oh-gwoo-muh-kay
 CHIN-ay Oh-gwoo-muh-kay
 Knee-uh
 Zow-ee-bee
 suh-MOAN
 TRAM-uhl


2021 LA SPARKS ROSTER




Position: C
Height: 6'5"
DOB: 9/8/1993
College: Minnesota




Position: G
Height: 5'8"
DOB: 4/16/1997
College: Baylor




Position: C
Height: 6'4"
DOB: 7/16/1998
College: Russia



Position: F
Height: 6'1"
DOB: 6/11/1995
College: Northwestern




Position: F/C
Height: 6'3"
DOB: 3/21/1992
College: Stanford




Position: G
Height: 5'9"
DOB: 2/7/1994
College: Syracuse

**WILL JOIN TEAM AFTER
OVERSEAS COMMITMENTS**




Position: G
Height: 5'7"
DOB: 5/2/1991
College: Rutgers




Position: G
Height: 5'7"
DOB: 1/27/1987
College: Maryland




Position: G
Height: 5'11"
DOB: 10/15/1997
College: Rutgers



Position: F
Height: 6'2"
DOB: 7/2/1990
College: Stanford




Position: G
Height: 6'3"
DOB: 4/19/1994
College: West Virginia




Position: F
Height: 6'3"
DOB: 2/3/1998
College: Alabama


COACHING STAFF



HEAD COACH



ASSISTANT COACH



ASSISTANT COACH



ASSISTANT COACH



**DIRECTOR OF
SPORTS MEDICINE/
HEAD ATHLETIC
TRAINER**



**PLAYER
DEVELOPMENT
COACH**

Sparks Fall to the Aces in Road Opener

The Los Angeles Sparks first away game of the 2021 WNBA season ended in a 97-69 loss to the Las Vegas Aces. Nneka Ogwumike led the Sparks with 19 points, five rebounds, and three assists. Chiney Ogwumike added 11 points and five rebounds, while Kristi Toliver added nine points and five assists.

Although the game ended in a loss, the Sparks had multiple personal milestones reached. Kristi Toliver passed Mwadi Mabika for 4th place in Sparks' history for assists. Nneka Ogwumike hit 500 rebounds and became the 10th player in WNBA history with 4,000 points, 2,000 rebounds, 500 assists, and 400 steals.

Toliver opened up the game with a 25-foot step-back three-pointer to give the Sparks the first lead of the game. The Sparks again got out to a fast start and led 18-16. The Aces responded with a 9-0 run against the Sparks second unit to go up 25-18, and the Sparks finished the first quarter down 25-20.

Although the team started the game off with momentum, during the second quarter Las Vegas took control of the game using their size to their advantage, starting the quarter on a 7-0 run. The Sparks were missing center Amanda Zahui B. for the second consecutive game due to a back injury and lost forward Jasmine Walker to a knee injury in the second quarter- she would not return.

More than halfway through the second quarter, a Liz Cambage three-point play gave the Aces a 21-point lead. At the half, the Sparks found themselves down 56-36, with the Aces shooting 56% from the field. Hamby led the Aces with 13 points, while Toliver and Nneka Ogwumike had 9 apiece.

The Aces hot streak continued in the second half, scoring 20 points in the third and continuing to shoot at over 50% from the field. A 10-point quarter from Nneka Ogwumike helped the Sparks keep pace in the third quarter along with two three-pointers from Te'a Cooper, but LA ended the third quarter down 76-54.

The Sparks were not able to recover and were outscored 21-15 in the fourth. The Aces had five players in double-digits: Chelsea Gray (18), Aja Wilson (17), Jackie Young (17), Dearica Hamby (17), and Liz Cambage (11). They finished the game scoring 53% from the floor.

"We are deep in the process. And we have to understand that it's okay to be in that space, but also not get hung up on frustrations. We need to use that to fuel each other to be better together", said Nneka Ogwumike.

The Sparks look to bounce back and get their first win of the season on Friday, May 28 at 5 p.m. PT against the Chicago Sky on the road.



Los Angeles Highlights:

- Nneka Ogwumike reached 500 assists making her the 10th player in WNBA history, and 2nd fastest behind Tamika Catchings, to hit 4,000+ points, 2000+ rebounds, 500+ assists, and 400+ steals.
- Kristi Toliver passed Mwadi Mabika for 4th place in Sparks history for assists.
- Nneka Ogwumike had a hand in 12 of the Sparks 18 third quarter points (10 points, 1 assist).
- Nneka Ogwumike led all Sparks with 19 points, 5 rebounds, and 4 assists while shooting 52.9% from the field.
- Chiney and Nneka Ogwumike combined for 30 of the Sparks 67 points.

LAST TIME AGAINST CHICAGO - BOX SCORE

WOMEN'S NATIONAL BASKETBALL ASSOCIATION

OFFICIAL SCORER'S REPORT
FINAL BOX

Sunday, September 6, 2020 WNBA Court 1, Bradenton, FL
Officials: #42 Roy Gulbeyan, #16 Isaac Barnett, #50 Kevin Sparrock

Game Duration: 1:58
Attendance: Not Yet Counted

VISITOR: Chicago Sky (11-9)

	POS	MIN	FG	FGA	3P	3PA	FT	FTA	OR	DR	TOT	A	PF	ST	TO	BS	+/-	PTS
2 Kahleah Copper	F	36:43	7	16	0	4	0	0	1	6	7	3	3	2	3	0	-7	14
24 Ruthy Hebard	F	14:21	1	1	0	0	0	0	0	3	3	0	2	0	1	0	1	2
32 Cheyenne Parker	C	28:16	10	17	2	3	2	3	5	5	10	2	3	2	2	1	-2	24
14 Allie Quigley	G	37:32	8	23	5	13	1	2	1	2	3	2	1	0	1	2	-7	22
22 Courtney Vandersloot	G	36:22	3	10	1	6	2	3	0	3	3	15	4	1	2	0	-5	9
15 Gabby Williams		28:12	4	7	0	1	1	2	2	3	5	0	2	3	1	0	-9	9
31 Stefanie Dolson		11:44	0	0	0	0	0	0	0	3	3	1	2	0	1	0	-4	0
51 Sydney Colson		01:48	0	0	0	0	0	0	0	0	0	0	0	0	1	0	1	0
23 Stephanie Mavunga		05:02	0	0	0	0	0	0	1	1	2	0	2	0	3	0	2	0
1 Diamond DeShields	DNP - Coach's decision																	
3 Alexis Prince	DNP - Coach's decision																	
30 Azurá Stevens	DNP - Coach's decision																	
200:00			33	74	8	27	6	10	10	26	36	23	19	8	15	3	-6	80
			44.6%		29.6%		60%		TM REB: 4		TOT TO: 15 (13 PTS)							

HOME: LOS ANGELES SPARKS (14-5)

	POS	MIN	FG	FGA	3P	3PA	FT	FTA	OR	DR	TOT	A	PF	ST	TO	BS	+/-	PTS
15 Brittney Sykes	F	16:14	4	8	1	2	2	2	2	1	3	2	2	0	1	0	-8	11
30 Nneka Ogumike	F	29:10	4	12	1	1	0	0	1	3	4	3	3	0	2	0	5	9
3 Candace Parker	C	36:02	10	12	1	2	3	5	2	13	15	2	3	0	4	2	9	24
24 Sydney Wiese	G	01:28	0	0	0	0	0	0	0	0	0	0	0	0	0	0	-3	0
12 Chelsea Gray	G	35:44	8	12	2	3	2	3	1	5	6	7	1	2	6	0	7	20
2 Riquna Williams		21:49	4	7	2	4	0	0	1	3	4	0	3	2	3	0	-1	10
33 Seimone Augustus		14:48	0	5	0	0	0	0	0	3	3	0	1	0	0	0	-2	0
10 Tierra Ruffin-Pratt		24:23	1	4	1	1	0	0	2	0	2	1	3	2	0	1	12	3
4 Te'a Cooper		20:22	3	7	0	1	3	3	0	1	1	4	1	0	0	0	11	9
31 Kristine Anigwe	DNP - Coach's decision																	
1 Reshanda Gray	DNP - Coach's decision																	
21 Marie Göllich	DNP - Coach's decision																	
200:00			34	67	8	14	10	13	9	29	38	19	17	6	16	3	6	86
			50.7%		57.1%		76.9%		TM REB: 3		TOT TO: 16 (16 PTS)							

SCORE BY PERIOD	1	2	3	4	FINAL
Sky	30	18	22	10	80
SPARKS	22	25	24	15	86

Inactive: Sky -
Inactive: Sparks -
Points in the Paint: Sky 38 (19/27), SPARKS 40 (20/38) Biggest Lead: Sky 13, SPARKS 9
2nd Chance Points: Sky 12 (6/10), SPARKS 11 (4/6) Lead Changes: 5
Fast Break Points: Sky 11 (5/8), SPARKS 0 (0/1) Times Tied: 4
Technical fouls - Defensive Three Seconds
Sky (1) : Dolson 3:33 1st
SPARKS (0) : NONE

LOS ANGELES SPARKS HIGHS

Points, Game.....71 vs. DAL 5/14
 Points, First Half.....41 vs. DAL 5/14
 Points, Second Half.....33 @ LVA 5/21
 Points, 1Q.....27 vs. DAL 5/14
 Points, 2Q.....16 @ LVA 5/21
 Points, 3Q.....19 vs. DAL 5/14
 Points, 4Q.....15 @ LVA 5/21
 Points, Overtime.....

Field Goals Made.....28 vs. DAL 5/14
 Field Goals Att.....78 vs. DAL 5/14
 Field Goal Percentage...36.5% @ LVA 5/21
 3FG Made.....7 vs. DAL 5/14
 3FG Att.....27 vs. DAL 5/14
 3FG Percentage.....29.4% @ LVA 5/21
 Free Throws Made.....10 @ LVA 5/21
 Free Throws Att.....15 @ LVA 5/21
 FT Percentage.....66.7% @ LVA 5/21

Offensive Rebounds.....6 vs. DAL 5/14
 Defensive Rebounds.....23 @ LVA 5/21
 Total Rebounds.....28 @ LVA 5/21
 Assists.....18 @ LVA 5/21
 Steals.....12 vs. DAL 5/14
 Turnovers.....15 vs. DAL 5/14
 Blocked Shots.....3 vs. DAL 5/14
 Personal Fouls.....24 @ LVA 5/21

OPPONENT HIGHS

Points, Game.....97 @ LVA 5/21
 Points, First Half.....56 @ LVA 5/21
 Points, Second Half.....50 vs. DAL 5/14
 Points, 1Q.....25 @ LVA 5/21
 Points, 2Q.....31 @ LVA 5/21
 Points, 3Q.....26 vs. DAL 5/14
 Points, 4Q.....24 @ DAL 5/14
 Points, Overtime.....

Field Goals Made.....34 vs. DAL 5/14
 Field Goals Att.....64 vs. DAL 5/14
 Field Goal Percentage...53.2% @ LVA 5/21
 3FG Made.....8 vs. DAL 5/14
 3FG Att.....17 vs. DAL 5/14
 3FG Percentage.....47.1% vs. DAL 5/14
 Free Throws Made.....27 @ LVA 5/21
 Free Throws Att.....32 @ LVA 5/21
 FT Percentage.....84.4% @ LVA 5/21

LOS ANGELES SPARKS LOWS

-Points, Game.....69 @ LVA 5/21
 -Points, First Half.....36 @ LVA 5/21
 -Points, Second Half.....30 vs. DAL 5/14
 -Points, 1Q.....20 @ LVA 5/21
 -Points, 2Q.....14 vs. DAL 5/14
 -Points, 3Q.....18 @ LVA 5/21
 -Points, 4Q.....11 vs. DAL 5/14
 -Points, Overtime.....

-Field Goals Made.....27 @ LVA 5/21
 -Field Goals Att.....74 @ LVA 5/21
 -Field Goal Percentage....35.9% vs. DAL 5/14
 -3FG Made.....5 @ LVA 5/21
 -3FG Att.....17 @ LVA 5/21
 -3FG Percentage.....25.9% vs. DAL 5/14
 -Free Throws Made.....8 vs. DAL 5/14
 -Free Throws Att.....14 vs. DAL 5/14
 -FT Percentage.....57.1% vs. DAL 5/14

-Offensive Rebounds.....5 @ LVA 5/21
 -Defensive Rebounds.....19 vs. DAL 5/14
 -Total Rebounds.....25 vs. DAL 5/14
 -Assists.....15 vs. DAL 5/14
 -Steals.....8 @ LVA 5/21
 -Turnovers.....11 @ LVA 5/21
 -Blocked Shots.....1 @ LVA 5/21
 -Personal Fouls.....17 vs. DAL 5/14

OPPONENT LOWS

-Points, Game.....94 vs. DAL 5/14
 -Points, First Half.....44 vs. DAL 5/14
 -Points, Second Half.....41 @ LVA 5/21
 -Points, 1Q.....20 vs. DAL 5/14
 -Points, 2Q.....24 vs. DAL 5/14
 -Points, 3Q.....20 @ LVA 5/21
 -Points, 4Q.....21 @ LVA 5/21
 -Points, Overtime.....

-Field Goals Made.....33 @ LVA 5/21
 -Field Goals Att.....62 @ LVA 5/21
 -Field Goal Percentage....53.1% vs. DAL 5/14
 -3FG Made.....4 @ LVA 5/21
 -3FG Att.....14 @ LVA 5/21
 -3FG Percentage.....28.6% @ LVA 5/21
 -Free Throws Made.....18 vs. DAL 5/14
 -Free Throws Att.....22 vs. DAL 5/14
 -FT Percentage.....81.8% vs. DAL 5/14

2021 TEAM BOX SCORE

Date	Opponent	MINS	FG-A	PCT	3PM-A	PCT	FTM-A	PCT	OFF	DEF	TOT	AST	STL	BLK	TO	PF	PTS
5/14	vs DAL	40:00	28-78	.359	7-27	.259	8-14	.571	6	19	25	15	12	3	15	17	71
5/21	@ LVA	40:00	27-74	.365	5-17	.294	10-15	.667	5	23	28	18	8	1	11	24	69
5/28	@CHI																
5/30	@CHI																
6/1	@DAL																
6/3	vs IND																
6/5	vs CHI																
6/10	@WAS																
6/12	@MIN																
6/16	vs PHO																
6/18	vs PHO																
6/20	vs NYL																
6/24	vs WAS																
6/26	@PHO																
6/30	vs LVA																
7/2	vs LVA																
7/4	vs SEA																
7/7	@SEA																
7/11	vs MIN																
8/15	vs IND																
8/17	vs ATL																
8/19	vs ATL																
8/22	@NYL																
8/24	@WAS																
8/26	@CON																
8/28	@CON																
8/31	@IND																
9/2	@MIN																
9/9	vs CON																
9/12	vs SEA																
9/16	@ATL																
9/19	@DAL																
Total	—	80:00	55-152	.362	12-44	.273	18-29	.621	11	42	53	33	20	4	26	41	140

2021 TEAM AVERAGES


	G	MPG	PPG	RPG	APG	SPG	BPG	FG%	3FG%	FT%	TO	PF
Sparks	2	40.0	70.0	26.5	16.5	10.0	2.0	36.2	27.3	62.1	13.0	20.5
Opponent	2	40.0	95.5	44.5	17.5	7.5	7.5	53.2	38.7	83.3	20.5	16.0

#1	AMANDA ZAHUI B.	CENTER	6-5	9/8/93	MINNESOTA	7TH SEASON
----	-----------------	--------	-----	--------	-----------	------------

2020 Regular Season Averages:

G-GS	PPG	RPG	APG	SPG	BPG	MPG	FG%	3FG%	FT%
10-0	1.4	2.8	0.3	0.1	0.4	6.2	36.37	-	85.7

	2020 Season Highs	Career Highs	Playoff Career Highs
PTS	22	37, @ LAS 6/15/19	2, vs PHO 9/24/16
REB	21	21, @ LVA 8/29/20	2, two times
AST	5	5, two times	—
STL	4	4, vs. MIN 8/5/20	—
BLK	3	6, vs. LAS 6/4/19	1, @ PHO 9/17/15
FGM	9	13, @ LAS 6/15/19	1, vs PHO 9/24/16
3FGM	6	7, @ LAS 6/15/19	—
FTM	6	6, two times	—
MINs	34:25	35, @ LAS 6/15/19	6, vs PHO 9/24/16



GAME BY GAME STATS

[illegible]

#2	TE'A COOPER	GUARD	5-8	4/16/97	BAYLOR	2ND SEASON
----	-------------	-------	-----	---------	--------	------------

2021 Regular Season Averages:

G-GS	PPG	RPG	APG	SPG	BPG	MPG	FG%	3FG%	FT%
2-0	6.0	1.5	1.0	1.5	—	19.3	20.0	50.0	75.0

	2021 Season Highs	Career Highs	Playoff Career Highs
PTS	8, @ LVA 5/21/21	15, @NYL 9/8/20	3, vs CON 9/17/20
REB	2, vs DAL 5/14/21	6, @CON 8/28/20	—
AST	1, two times	4, vs CHI 9/6/20	2, vs CON 9/17/20
STL	2, vs DAL 5/14/21	2, two times	1, vs CON 9/17/20
BLK	—	—	—
FGM	2, @ LVA 5/21/21	6, @NYL 9/8/20	1, vs CON 9/17/20
3FGM	2, @ LVA 5/21/21	3, @NYL 9/8/20	1, vs CON 9/17/20
FTM	2, @ LVA 5/21/21	5, @IND 8/15/20	—
MINS	21:13, @ LVA 5/21/21	31, @NYL 9/8/20	20, vs CON 9/17/20



GAME BY GAME STATS

Date	Opponent	MINS	FG-A	PCT	3PM-A	PCT	FTM-A	PCT	OFF	DEF	TOT	AST	STL	BLK	TO	PF	PTS
5/14	vs DAL	17:30	1-10	.100	1-3	.333	1-2	.500	0	2	2	1	2	0	1	2	4
5/21	@ LVA	21:13	2-5	.400	2-3	.667	2-2	1.000	0	1	1	1	1	0	2	3	8
5/28	@CHI																
5/30	@CHI																
6/1	@DAL																
6/3	vs IND																
6/5	vs CHI																
6/10	@WAS																
6/12	@MIN																
6/16	vs PHO																
6/18	vs PHO																
6/20	vs NYL																
6/24	vs WAS																
6/26	@PHO																
6/30	vs LVA																
7/2	vs LVA																
7/4	vs SEA																
7/7	@SEA																
7/11	vs MIN																
8/15	vs IND																
8/17	vs ATL																
8/19	vs ATL																
8/22	@NYL																
8/24	@WAS																
8/26	@CON																
8/28	@CON																
8/31	@IND																
9/2	@MIN																
9/9	vs CON																
9/12	vs SEA																
9/16	@ATL																
9/19	@DAL																
Total	—	38:43	3-15	.200	3-6	.500	3-4	.750	0	3	3	2	3	0	3	5	12

#7	MARIA VADEEVA	CENTER	6-4	7/16/98	RUSSIA	3RD SEASON
----	---------------	--------	-----	---------	--------	------------

2019 Regular Season Averages:

G-GS	PPG	RPG	APG	SPG	BPG	MPG	FG%	3FG%	FT%
15-1	7.8	3.9	0.7	1.0	0.2	12.0	.490	.313	.769

	2019 Season Highs	Career Highs	Playoff Career Highs
PTS	24, @ LVA 5/26/19	24, @ LVA 5/26/19	2, two times
REB	8, two times	8, two times	4, vs CON 9/22/19
AST	3, two times	3, two times	2, vs SEA 9/15/19
STL	3, vs MIN 8/20/19	3, vs MIN 8/20/19	—
BLK	3, @ LVA 5/26/19	3, two times	1, three times
FGM	11, @ LVA 5/26/19	11, @ LVA 5/26/19	1, two times
3FGM	2, @ LVA 5/26/19	2, two times	—
FTM	4, vs SEA 8/4/19	4, vs SEA 8/4/19	—
MINs	24:12, @ LVA 5/26/19	24:12, @ LVA 5/26/19	13:30 vs CON 9/22/19



GAME BY GAME STATS

[illegible]

#12	NIA COFFEY	FORWARD	6-1	6/11/95	NORTHWESTERN	5TH SEASON
-----	------------	---------	-----	---------	--------------	------------

2021 Regular Season Averages:

G-GS	PPG	RPG	APG	SPG	BPG	MPG	FG%	3FG%	FT%
2-0	9.0	3.5	0.5	1.0	1.0	20.2	46.7	50.0	25.0

	2021 Season Highs	Career Highs	Playoff Career Highs
PTS	10, vs DAL 5/14/21	23, vs SEA 5/27/18	—
REB	4, vs DAL 5/14/21	12, vs PHO 6/17/18	—
AST	1, vs DAL 5/14/21	6, @ CHI 6/3/18	—
STL	1, two times	2, four times	—
BLK	2, vs DAL 5/14/21	2, two times	—
FGM	4, vs DAL 5/14/21	8, vs SEA 5/27/18	—
3FGM	2, vs DAL 5/14/21	3, vs WAS 9/8/20	—
FTM	1, @ LVA 5/21/21	7, two times	—
MINS	20:43, @ LVA 5/21/21	32, @WAS 5/22/18	—



GAME BY GAME STATS

Date	Opponent	MINS	FG-A	PCT	3PM-A	PCT	FTM-A	PCT	OFF	DEF	TOT	AST	STL	BLK	TO	PF	PTS
5/14	vs DAL	19:41	4-8	.500	2-4	.500	0-2	.000	2	2	4	1	1	2	4	2	10
5/21	@ LVA	20:43	3-7	.429	1-2	.500	1-2	.500	0	3	3	0	1	0	0	1	8
5/28	@CHI																
5/30	@CHI																
6/1	@DAL																
6/3	vs IND																
6/5	vs CHI																
6/10	@WAS																
6/12	@MIN																
6/16	vs PHO																
6/18	vs PHO																
6/20	vs NYL																
6/24	vs WAS																
6/26	@PHO																
6/30	vs LVA																
7/2	vs LVA																
7/4	vs SEA																
7/7	@SEA																
7/11	vs MIN																
8/15	vs IND																
8/17	vs ATL																
8/19	vs ATL																
8/22	@NYL																
8/24	@WAS																
8/26	@CON																
8/28	@CON																
8/31	@IND																
9/2	@MIN																
9/9	vs CON																
9/12	vs SEA																
9/16	@ATL																
9/19	@DAL																
Total	—	40:24	7-15	.467	3-6	.500	1-4	.250	2	5	7	1	2	2	4	3	18

2021 Regular Season Averages:

G-GS	PPG	RPG	APG	SPG	BPG	MPG	FG%	3FG%	FT%
2-2	11.5	5.5	2.0	1.0	—	28.9	42.9	66.7	60.0

	2021 Season Highs	Career Highs	Playoff Career Highs
PTS	12, vs DAL 5/14/21	30, vs SEA 6/15/18	10, @CON 9/19/19
REB	6, vs DAL 5/14/21	17, vs NY 6/29/14	5, @CON 9/19/19
AST	2, two times	4, vs NY 6/14/19	2, vs SEA 9/15/19
STL	1, two times	4, two times	2, vs PHX 9/23/19
BLK	—	7, vs DAL 7/20/16	2, @CON 9/17/19
FGM	5, vs DAL 5/14/21	13, vs SEA 6/15/18	14 @CON 9/19/19
3FGM	2, vs DAL 5/14/21	2, vs DAL 5/14/21	—
FTM	3, @ LVA 5/21/21	8, two times	—
MINS	30:40, @ LVA 5/21/21	40, two times	19, vs PHO 8/23/18



GAME BY GAME STATS

Date	Opponent	MINS	FG-A	PCT	3PM-A	PCT	FTM-A	PCT	OFF	DEF	TOT	AST	STL	BLK	TQ	PF	PTS
5/14	vs DAL	27:11	5-11	.455	2-3	.667	0-0	—	1	5	6	2	1	0	1	4	12
5/21	@ LVA	30:40	4-10	.400	0-0	—	3-5	.600	3	2	5	2	1	0	2	5	11
5/28	@CHI																
5/30	@CHI																
6/1	@DAL																
6/3	vs IND																
6/5	vs CHI																
6/10	@WAS																
6/12	@MIN																
6/16	vs PHO																
6/18	vs PHO																
6/20	vs NYL																
6/24	vs WAS																
6/26	@PHO																
6/30	vs LVA																
7/2	vs LVA																
7/4	vs SEA																
7/7	@SEA																
7/11	vs MIN																
8/15	vs IND																
8/17	vs ATL																
8/19	vs ATL																
8/22	@NYL																
8/24	@WAS																
8/26	@CON																
8/28	@CON																
8/31	@IND																
9/2	@MIN																
9/9	vs CON																
9/12	vs SEA																
9/16	@ATL																
9/19	@DAL																
Total	—	57:51	9-21	.429	2-3	.667	3-5	.600	4	7	11	4	2	0	3	9	23

#15	BRITTNEY SYKES	GUARD	5-9	2/7/94	SYRACUSE	5TH SEASON
-----	----------------	-------	-----	--------	----------	------------

2021 Regular Season Averages:

G-GS	PPG	RPG	APG	SPG	BPG	MPG	FG%	3FG%	FT%
2-2	4.0	2.0	2.5	1.0	0.5	24.5	21.4	0.0	50.0

	2021 Season Highs	Career Highs	Playoff Career Highs
PTS	6, vs DAL 5/14/21	33, vs PHO 9/3/17	17, @WAS 8/31/18
REB	2, two times	13, vs PHO 7/25/17	6, vs WAS 8/28/18
AST	3, vs DAL 5/14/21	7, vs IND 7/1/18	3, vs WAS 9/4/18
STL	2, vs DAL 5/14/21	5, @IND 8/15/20	2, two times
BLK	1, vs DAL 5/14/21	3, three times	1, vs WAS 8/28/18
FGM	2, vs DAL 5/14/21	12, vs PHO 9/3/17	6, three times
3FGM	—	4, two times	3, two times
FTM	2, vs DAL 5/14/21	12, vs WAS 7/19/17	2, two times
MINS	26:34, vs DAL 5/14/21	37, vs CON 8/15/17	28, @WAS 9/2/18



GAME BY GAME STATS

Date	Opponent	MINS	FG-A	PTI	3PM-A	PCI	FTM-A	PCI	QFF	DEF	TOI	ASI	STL	BLK	TO	PF	PTS
5/14	vs DAL	26:34	2-7	.286	0-4	.000	2-4	.500	0	2	2	3	2	1	1	0	6
5/21	@ LVA	22:33	1-7	.143	0-5	.000	0-0	—	0	2	2	2	0	0	0	1	2
5/28	@CHI																
5/30	@CHI																
6/1	@DAL																
6/3	vs IND																
6/5	vs CHI																
6/10	@WAS																
6/12	@MIN																
6/16	vs PHO																
6/18	vs PHO																
6/20	vs NYL																
6/24	vs WAS																
6/26	@PHO																
6/30	vs LVA																
7/2	vs LVA																
7/4	vs SEA																
7/7	@SEA																
7/11	vs MIN																
8/15	vs IND																
8/17	vs ATL																
8/19	vs ATL																
8/22	@NYL																
8/24	@WAS																
8/26	@CON																
8/28	@CON																
8/31	@IND																
9/2	@MIN																
9/9	vs CON																
9/12	vs SEA																
9/16	@ATL																
9/19	@DAL																
Total	—	49:07	3-14	.214	0-9	.000	2-4	.500	0	4	4	5	2	1	1	1	8

#17	ERICA WHEELER	GUARD	5-7	5/2/91	RUTGERS	6TH SEASON
-----	---------------	-------	-----	--------	---------	------------

2021 Regular Season Averages:

G-GS	PPG	RPG	APG	SPG	BPG	MPG	FG%	3FG%	FT%
2-2	5.0	2.5	1.5	1.0	0.0	19.3	35.7	0.0	—

	2021 Season Highs	Career Highs	Playoff Career Highs
PTS	6, @ LVA 5/21/21	33, @NYL 8/8/17	10, vs PHO 9/21/16
REB	3, @ LVA 5/21/21	7, three times	3, vs PHO 9/21/16
AST	2, vs DAL 5/14/21	10, @ATL 6/14/18	3, vs PHO 9/21/16
STL	2, @ LVA 5/21/21	5, vs ATL 7/31/19	—
BLK	—	2, @LVA 6/29/19	—
FGM	3, @ LVA 5/21/21	12, @NYL 8/8/17	3, vs PHO 9/21/16
3FGM	—	7, @NYL 8/8/17	2, vs PHO 9/21/16
FTM	—	9, vs PHO 6/7/17	2, vs PHO 9/21/16
MINS	19:25, vs DAL 5/14/21	42, vs PHO 6/7/17	25, vs PHO 9/21/16



GAME BY GAME STATS

Date	Opponent	MINS	FG-A	PCT	3PM-A	PCT	FTM-A	PCT	OFF	DEF	TQT	AST	STL	BLK	TO	PF	PTS
5/14	vs DAL	19:25	2-8	.250	0-3	.000	0-0	—	0	2	2	2	0	0	3	4	4
5/21	@ LVA	19:14	3-6	.500	0-1	.000	0-0	—	0	3	3	1	2	0	2	3	6
5/28	@CHI																
5/30	@CHI																
6/1	@DAL																
6/3	vs IND																
6/5	vs CHI																
6/10	@WAS																
6/12	@MIN																
6/16	vs PHO																
6/18	vs PHO																
6/20	vs NYL																
6/24	vs WAS																
6/26	@PHO																
6/30	vs LVA																
7/2	vs LVA																
7/4	vs SEA																
7/7	@SEA																
7/11	vs MIN																
8/15	vs IND																
8/17	vs ATL																
8/19	vs ATL																
8/22	@NYL																
8/24	@WAS																
8/26	@CON																
8/28	@CON																
8/31	@IND																
9/2	@MIN																
9/9	vs CON																
9/12	vs SEA																
9/16	@ATL																
9/19	@DAL																
Total	—	38:39	5-14	.357	0-4	.000	0-0	—	0	5	5	3	2	0	5	7	10

#20	KRISTI TOLIVER	GUARD	5-7	1/27/87	MARYLAND	12TH SEASON
-----	----------------	-------	-----	---------	----------	-------------

2021 Regular Season Averages:

G-GS	PPG	RPG	APG	SPG	BPG	MPG	FG%	3FG%	FT%
2-2	10.0	1.0	3.5	0.5	—	21.2	58.3	42.9	75.0

	2021 Season Highs	Career Highs	Playoff Career Highs
PTS	11, vs DAL 5/14/21	43, vs TUL 7/3/15	32, @NYL 9/10/17
REB	2, @ LVA 5/21/21	9, @CON 8/6/13	6, vs PHO 9/23/13
AST	5, @ LVA 5/21/21	11, vs IND 8/8/19	10, @CON 10/6/19
STL	1, vs DAL 5/14/21	4, three times	5, @CHI 10/4/16
BLK	—	2, four times	1, four times
FGM	4, vs DAL 5/14/21	15, vs TUL 7/3/15	10, @NYL 9/10/17
3FGM	3, @ LVA 5/21/21	7, three times	9, @NYL 9/10/17
FTM	3, @ LVA 5/21/21	14, vs TUL 6/20/12	10, vs SAS 9/27/12
MINS	24:11, vs DAL 5/14/21	44, vs TUL 6/8/13	40, 8/31/18



GAME BY GAME STATS

Date	Opponent	MINS	FG-A	PCI	3PM-A	PCI	FTM-A	PCI	OFF	DEF	TOI	ASI	STL	BLK	IO	PE	PTS
5/14	vs DAL	24:11	4-6	.667	2-4	.500	1-2	.500	0	0	0	2	1	0	3	1	11
5/21	@ LVA	18:14	3-6	.500	1-3	.333	2-2	1.000	0	2	2	5	0	0	2	4	9
5/28	@CHI																
5/30	@CHI																
6/1	@DAL																
6/3	vs IND																
6/5	vs CHI																
6/10	@WAS																
6/12	@MIN																
6/16	vs PHO																
6/18	vs PHO																
6/20	vs NYL																
6/24	vs WAS																
6/26	@PHO																
6/30	vs LVA																
7/2	vs LVA																
7/4	vs SEA																
7/7	@SEA																
7/11	vs MIN																
8/15	vs IND																
8/17	vs ATL																
8/19	vs ATL																
8/22	@NYL																
8/24	@WAS																
8/26	@CON																
8/28	@CON																
8/31	@IND																
9/2	@MIN																
9/9	vs CON																
9/12	vs SEA																
9/16	@ATL																
9/19	@DAL																
Total	—	42:25	7-12	.583	3-6	.500	3-4	.750	0	2	2	7	1	0	5	5	20

#22	ARELLA GUIRANTES	GUARD	5-11	10/15/97	RUTGERS	1ST SEASON
-----	------------------	-------	------	----------	---------	------------

2021 Regular Season Averages:

G-GS	PPG	RPG	APG	SPG	BPG	MPG	FG%	3FG%	FT%
2-0	5.0	2.5	0.5	1.0	0.0	14.7	28.6	0.0	1.000

	2021 Season Highs	Career Highs	Playoff Career Highs
PTS	6, @ LVA 5/21/21	6, @ LVA 5/21/21	—
REB	5, @ LVA 5/21/21	5, @ LVA 5/21/21	—
AST	1, @ LVA 5/21/21	1, @ LVA 5/21/21	—
STL	1, two times	1, two times	—
BLK	—	—	—
FGM	2, two times	2, two times	—
3FGM	—	—	—
FTM	2, @ LVA 5/21/21	2, @ LVA 5/21/21	—
MINS	21:19, @ LVA 5/21/21	21:19, @ LVA 5/21/21	—



GAME BY GAME STATS

Date	Opponent	MINS	FG-A	PCT	3PM-A	PCT	FTM-A	PCT	OFF	DEF	TOT	AST	STL	BLK	TO	PF	PTS
5/14	vs DAL	8:10	2-5	.400	0-2	.000	0-0	—	0	0	0	0	1	0	0	0	4
5/21	@ LVA	21:19	2-9	.222	0-3	.000	2-2	1.000	1	4	5	1	1	0	0	2	6
5/28	@CHI																
5/30	@CHI																
6/1	@DAL																
6/3	vs IND																
6/5	vs CHI																
6/10	@WAS																
6/12	@MIN																
6/16	vs PHO																
6/18	vs PHO																
6/20	vs NYL																
6/24	vs WAS																
6/26	@PHO																
6/30	vs LVA																
7/2	vs LVA																
7/4	vs SEA																
7/7	@SEA																
7/11	vs MIN																
8/15	vs IND																
8/17	vs ATL																
8/19	vs ATL																
8/22	@NYL																
8/24	@WAS																
8/26	@CON																
8/28	@CON																
8/31	@IND																
9/2	@MIN																
9/9	vs CON																
9/12	vs SEA																
9/16	@ATL																
9/19	@DAL																
Total	—	29:29	4-14	.286	0-5	.000	2-2	1.000	1	4	5	1	2	0	0	2	10

2021 Regular Season Averages:

G-GS	PPG	RPG	APG	SPG	BPG	MPG	FG%	3FG%	FT%
2-2	18.5	6.5	1.5	0.5	0.0	27.3	54.8	50.0	100.0

	2021 Season Highs	Career Highs	Playoff Career Highs
PTS	19, @ LVA 5/21/21	38, vs ATL 6/30/16	27, vs CHI 9/28/16
REB	8, vs DAL 5/14/21	20, @ IND 7/12/12	14, vs PHO 9/19/13
AST	3, @ LVA 5/21/21	8, two times	6, vs CHI 9/28/16
STL	1, @ LVA 5/21/21	6, two times	4, @ CHI 10/4/16
BLK	—	5, vs ATL 6/30/16	3, @ CHI 10/4/16
FGM	9, @ LVA 5/21/21	13, two times	11, vs CHI 9/28/16
3FGM	1, @ LVA 5/21/21	5, vs WAS 7/7/19	2, vs MIN 10/14/16
FTM	2, vs DAL 5/14/21	14, vs WAS 9/3/15	7, two times
MINS	28:15, @ LVA 5/21/21	46:59, @ CHI 8/18/17	37:59, @ MIN 1 9/18/15



GAME BY GAME STATS

Date	Opponent	MINS	FG-A	FG%	3PM-A	3PT%	FTM-A	FT%	ORE	DEF	TOT	AST	STL	BLK	TO	PF	PTS
5/14	vs DAL	26:20	8-14	.571	0-0	—	2-2	1.000	3	5	8	0	0	0	1	0	18
5/21	@ LVA	28:15	9-17	.529	1-2	.500	0-0	—	0	5	5	3	1	0	1	3	19
5/28	@CHI																
5/30	@CHI																
6/1	@DAL																
6/3	vs IND																
6/5	vs CHI																
6/10	@WAS																
6/12	@MIN																
6/16	vs PHO																
6/18	vs PHO																
6/20	vs NYL																
6/24	vs WAS																
6/26	@PHO																
6/30	vs LVA																
7/2	vs LVA																
7/4	vs SEA																
7/7	@SEA																
7/11	vs MIN																
8/15	vs IND																
8/17	vs ATL																
8/19	vs ATL																
8/22	@NYL																
8/24	@WAS																
8/26	@CON																
8/28	@CON																
8/31	@IND																
9/2	@MIN																
9/9	vs CON																
9/12	vs SEA																
9/16	@ATL																
9/19	@DAL																
Total	—	54:35	17-31	.548	1-2	.500	2-2	1.000	3	10	13	3	1	0	2	3	37

2021 Regular Season Averages:

G-GS	PPG	RPG	APG	SPG	BPG	MPG	FG%	3FG%	FT%
2-0	1.0	1.0	2.5	1.5	0.0	14.4	0.0	0.0	100.0

	2021 Season Highs	Career Highs	Playoff Career Highs
PTS	2, vs DAL 5/14/21	20, vs SAS 9/13/16	21, vs SEA 9/21/16
REB	2, @ LVA 5/21/21	7, two times	7, vs SEA 9/21/16
AST	3, @ LVA 5/21/21	5, two times	3, two times
STL	2, vs DAL 5/14/21	5, vs PHO 9/6/16	3, vs WAS 10/6/19
BLK	—	2, two times	1, two times
FGM	—	9, vs PHO 9/6/16	7, vs SEA 9/21/16
3FGM	—	3, four times	2, vs SEA 9/21/16
FTM	2, vs DAL 5/14/21	7, two times	5, vs SEA 9/21/16
MINS	15:13, @ LVA 5/21/21	38:19, vs LAS 5/27/17	40:00, vs SEA 9/21/16



GAME BY GAME STATS

Date	Opponent	MINS	FG-A	PGT	3PM-A	PGT	FTM-A	PGT	OFF	DEF	TOI	AST	STL	BLK	TO	PF	PTS
5/14	vs DAL	13:36	0-5	.000	0-1	.000	2-2	1.000	0	0	0	2	2	0	0	3	2
5/21	@ LVA	15:13	0-6	.000	0-1	.000	0-0	—	1	1	2	3	1	0	2	2	0
5/28	@CHI																
5/30	@CHI																
6/1	@DAL																
6/3	vs IND																
6/5	vs CHI																
6/10	@WAS																
6/12	@MIN																
6/16	vs PHO																
6/18	vs PHO																
6/20	vs NYL																
6/24	vs WAS																
6/26	@PHO																
6/30	vs LVA																
7/2	vs LVA																
7/4	vs SEA																
7/7	@SEA																
7/11	vs MIN																
8/15	vs IND																
8/17	vs ATL																
8/19	vs ATL																
8/22	@NYL																
8/24	@WAS																
8/26	@CON																
8/28	@CON																
8/31	@IND																
9/2	@MIN																
9/9	vs CON																
9/12	vs SEA																
9/16	@ATL																
9/19	@DAL																
Total	—	28:49	0-11	.000	0-2	.000	2-2	1.000	1	1	2	5	3	0	2	5	2

#40	JASMINE WALKER	FORWARD	6-3	2/3/98	ALABAMA	1ST SEASON
-----	----------------	---------	-----	--------	---------	------------

2021 Regular Season Averages:

G-GS	PPG	RPG	APG	SPG	BPG	MPG	FG%	3FG%	FT%
2-0	0.0	0.5	1.0	1.0	0.5	10.0	0.0	0.0	0.0

	2021 Season Highs	Career Highs	Playoff Career Highs
PTS	—	—	—
REB	1, vs DAL 5/14/21	1, vs DAL 5/14/21	—
AST	2, vs DAL 5/14/21	2, vs DAL 5/14/21	—
STL	2, vs DAL 5/14/21	2, vs DAL 5/14/21	—
BLK	1, @ LVA 5/21/21	1, @ LVA 5/21/21	—
FGM	—	—	—
3FGM	—	—	—
FTM	—	—	—
MINs	17:22, vs DAL 5/14/21	17:22, vs DAL 5/14/21	—



GAME BY GAME STATS

Date	Opponent	MINS	FG-A	FG%	3PM-A	3PT%	FTM-A	FT%	ORE	DEF	TOT	AST	STL	BLK	TO	PF	PTS
5/14	vs DAL	17:22	0-4	.000	0-3	.000	0-0	—	0	1	1	2	2	0	1	1	0
5/21	@ LVA	2:36	0-1	.000	0-1	.000	0-2	.000	0	0	0	0	0	1	0	0	0
5/28	@CHI																
5/30	@CHI																
6/1	@DAL																
6/3	vs IND																
6/5	vs CHI																
6/10	@WAS																
6/12	@MIN																
6/16	vs PHO																
6/18	vs PHO																
6/20	vs NYL																
6/24	vs WAS																
6/26	@PHO																
6/30	vs LVA																
7/2	vs LVA																
7/4	vs SEA																
7/7	@SEA																
7/11	vs MIN																
8/15	vs IND																
8/17	vs ATL																
8/19	vs ATL																
8/22	@NYL																
8/24	@WAS																
8/26	@CON																
8/28	@CON																
8/31	@IND																
9/2	@MIN																
9/9	vs CON																
9/12	vs SEA																
9/16	@ATL																
9/19	@DAL																
Total	—	19:58	0-5	.000	0-4	.000	0-2	.000	0	1	1	2	2	1	1	1	0