

# LOS ANGELES SPARKS 2021 GAME NOTES



## Los Angeles Sparks (0-1) at Las Vegas Aces (1-1)

May 21, 2021

Michelob Ultra Arena | 7:30 p.m. (PT)  
Spectrum SportsNet, CBS Sports Network



### REGULAR SEASON SCHEDULE

Date	Opponent	Time/Result	Record
5/14	DALLAS	L, 94-71	0-1
5/21	at Las Vegas	7:30 pm	—
5/28	at Chicago	5:00 pm	—
5/30	at Chicago	3:00 pm	—
6/1	at Dallas	5:00 pm	—
6/3	INDIANA	7:30 pm	—
6/5	CHICAGO	12:00 pm	—
6/10	at Washington	4:00 pm	—
6/12	at Minnesota	5:00 pm	—
6/16	PHOENIX	7:30 pm	—
6/18	PHOENIX	7:30 pm	—
6/20	NEW YORK	1:00 pm	—
6/24	WASHINGTON	7:30 pm	—
6/26	at Phoenix	7:00 pm	—
6/30	LAS VEGAS	7:30 pm	—
7/2	LAS VEGAS	7:00 pm	—
7/4	SEATTLE	6:00 pm	—
7/7	at Seattle	6:00 pm	—
7/11	MINNESOTA	6:00 pm	—
8/15	INDIANA	6:00 pm	—
8/17	ATLANTA	7:30 pm	—
8/19	ATLANTA	7:30 pm	—
8/22	at New York	11:00 am	—
8/24	at Washington	4:00 pm	—
8/26	at Connecticut	4:00 pm	—
8/28	at Connecticut	4:00 pm	—
8/31	at Indiana	4:00 pm	—
9/1	at Minnesota	5:00 pm	—
9/9	CONNECTICUT	7:30 pm	—
9/12	SEATTLE	12:00 pm	—
9/16	at Atlanta	4:00 pm	—
9/19	at Dallas	2:00 pm	—

\*all times listed are Pacific Standard Time

### PLAYER UPDATES

NUM.	PLAYER	UPDATE
1	Amanda Zahui B.	OUT (back): day-to-day

### CONTACT INFORMATION

#### Eli Horowitz

Director, Public Relations and Communications  
ehorowitz@la-sparks.com  
(847) 644-9932



@LA\_Sparks



@LASparks



Los Angeles Sparks

#### Natalie Gilmore

Coordinator, Public Relations and Communications  
ngilmore@la-sparks.com

### LAST GAME STARTERS

G	17	ERICA WHEELER				5'7"	143 LBS								
GP/GS	1/1	PPG	4.0	RPG	2.0	APG	2.0	SPG	0	FG%	25.0	3FG%	0	MPG	19.0
G	20	KRISTI TOLIVER				5'7"	130 LBS								
GP/GS	1/1	PPG	11.0	RPG	0	APG	2.0	SPG	1.0	FG%	66.7	3FG%	50.0	MPG	24.0
G	15	BRITTNEY SYKES				5'9"	154 LBS								
GP/GS	1/1	PPG	6.0	RPG	2.0	APG	3.0	SPG	2.0	FG%	28.6	3FG%	0	MPG	27.0
F	30	NNEKA OGWUMIKE				6'2"	174 LBS								
GP/GS	1/1	PPG	18.0	RPG	8.0	APG	0	SPG	0	FG%	57.1	3FG%	0	MPG	26.0
F/C	13	CHINEY OGWUMIKE				6'3"	183 LBS								
GP/GS	1/1	PPG	12.0	RPG	6.0	APG	2.0	SPG	1.0	FG%	45.5	3FG%	66.7	MPG	27.0

### MATCHUP NOTES

The Los Angeles Sparks take on the Las Vegas Aces on Friday at 7:30 PM PT at the Michelob Ultra Arena in Las Vegas. It will be the Sparks first road game of the season. The Sparks beat the Aces in a closed-door scrimmage and tied the Aces in an official preseason matchup. Last Friday, the Sparks opened the regular season at home against the Dallas Wings, falling 94-71. The Ogwumike sisters led the way for the Sparks. Nneka Ogwumike tallied 18 points and 8 rebounds, both team highs. Meanwhile, Chiney Ogwumike, who made her first WNBA appearance since 2019, added 12 points and 6 rebounds. The Aces split their first two regular season matchups, both against the Seattle Storm. Las Vegas is led by reigning MVP forward Aja Wilson and center Liz Cambage. Meanwhile, former No. 1 overall pick Jackie Young shined in the Aces most recent contest, recording a double-double with 21 points and 10 rebounds.

### Las Vegas Probable Starters

C Liz Cambage  
G Chelsea Gray  
G Jackie Young  
F Riquna Williams  
F Aja Wilson

Head Coach: Bill Laimbeer

### MILESTONE WATCH

PLAYER	MILESTONE (CURRENT)
Nneka Ogwumike	4500 points (4337) 2100 rebounds (2029) 500 assists (499) 200 blocks (176) 500 steals (405)
Kristi Toliver	4500 points (4202) 800 rebounds (786) 1300 assists (1206) 400 steals (309)
Chiney Ogwumike	1800 points (1661) 900 rebounds (902) 150 blocks (112)

### ASSOCIATED PRESS POWER POLL

Week 2	Total Points	High	Low
1 Seattle	167	1	2
2 Chicago	148	2	3
3 Las Vegas	141	1	5
4 Connecticut	121	3	7
5 Phoenix	104	4	7
6 Minnesota	97	4	9
7 Washington	80	4	10
8 Dallas	72	4	9
9 New York	68	6	10
10 Los Angeles	52	7	10
11 Atlanta	24	11	11
12 Indiana	14	12	12

Last Thursday, ESPN's Documentary "144" about the 2020 WNBA Bubble season premiered. With it came the addition of an executive producer title to Sparks Forward/Center Chiney Ogwumike's resume.

### MADAM PRESIDENT

2016 MVP and WNBA President Nneka Ogwumike was featured on the cover of Last Wednesday's SLAM magazine wearing the brand-new Sparks Rebel Uniform unveiled by Nike this year.

### WNBA OPENING WEEKEND RATINGS

2021 WNBA Opening Weekend on ABC saw a 25% increase in viewership vs. 2020 WNBA Opening Weekend and averaged 605,000 Viewers, per ESPN PR.



### 2021 LOS ANGELES SPARKS ROSTER

NUM.	PLAYER	POS.	HT.	YRS OF EXP.	DOB	COLLEGE
1	Amanda Zahui B.	C	6'5"	6	09/8/93	Minnesota
2	Te'a Cooper	G	5'8"	1	04/16/97	Baylor
7	Maria Vadeeva*	C	6'4"	2	07/16/98	Russia
12	Nia Coffey	F	6'1"	4	06/11/95	Northwestern
13	Chiney Ogwumike	F/C	6'3"	4	03/21/92	Stanford
15	Brittney Sykes	G	5'9"	4	02/07/94	Syracuse
17	Erica Wheeler	G	5'7"	5	05/2/91	Rutgers
20	Kristi Toliver	G	5'7"	11	01/27/87	Maryland
22	Arella Guirantes	G	5'11"	R	10/15/97	Rutgers
30	Nneka Ogwumike	F	6'2"	9	07/02/90	Stanford
32	Bria Holmes	G	6'3"	4	04/19/94	West Virginia
40	Jasmine Walker	F	6'3"	R	02/03/98	Alabama

\*will return following overseas commitments

### Coaching Staff:

Head Coach Derek Fisher

Assistant Coach Fred Williams

Assistant Coach Latricia Trammell

Assistant Coach Seimone Augustus

### PRONUNCIATION CHART

#### PLAYER/COACH

Te'a Cooper  
Nneka Ogwumike  
Chiney Ogwumike  
Nia Coffey  
Amanda Zahui B.  
Asst. Coach Seimone Augustus  
Asst. Coach Latricia Trammell

#### PRONUNCIATION

TAY-uh  
NECK-uh Oh-gwoo-muh-kay  
CHIN-ay Oh-gwoo-muh-kay  
Knee-uh  
Zow-ee-bee  
suh-MOAN  
TRAM-uhl


# 2021 LA SPARKS ROSTER




Position: C  
Height: 6'5"  
DOB: 9/8/1993  
College: Minnesota



Position: G  
Height: 5'8"  
DOB: 4/16/1997  
College: Baylor



Position: C  
Height: 6'4"  
DOB: 7/16/1998  
College: Russia



Position: F  
Height: 6'1"  
DOB: 6/11/1995  
College: Northwestern




Position: F/C  
Height: 6'3"  
DOB: 3/21/1992  
College: Stanford




Position: G  
Height: 5'9"  
DOB: 2/7/1994  
College: Syracuse

**WILL JOIN TEAM AFTER  
OVERSEAS COMMITMENTS**




Position: G  
Height: 5'7"  
DOB: 5/2/1991  
College: Rutgers




Position: G  
Height: 5'7"  
DOB: 1/27/1987  
College: Maryland




Position: G  
Height: 5'11"  
DOB: 10/15/1997  
College: Rutgers



Position: F  
Height: 6'2"  
DOB: 7/2/1990  
College: Stanford



Position: G  
Height: 6'3"  
DOB: 4/19/1994  
College: West Virginia



Position: F  
Height: 6'3"  
DOB: 2/3/1998  
College: Alabama

## COACHING STAFF



**HEAD COACH**



**ASSISTANT COACH**



**ASSISTANT COACH**



**ASSISTANT COACH**



**DIRECTOR OF  
SPORTS MEDICINE/  
HEAD ATHLETIC  
TRAINER**



**PLAYER  
DEVELOPMENT  
COACH**

## Sparks Drop Season Opener To Dallas Wings

The Los Angeles Sparks tipped off the 25th WNBA Season Friday night against the Dallas Wings, falling 94-71 at the Los Angeles Convention Center. Dallas Wings guard Allisha Gray led all scorers with 23 points. Sparks All-Star forward Nneka Ogumike led all Sparks scorers with 18 points and eight rebounds. The Wings committed 27 turnovers, just six shy of the WNBA single-game record.



Los Angeles took a 27-20 lead after the first quarter. The Sparks forced 12 turnovers on the young Dallas Wings, and scored 12 points in the paint. Chiney and Nneka Ogumike combined for 13 of the team's 27 total points in the first quarter.

C. Ogumike scored her first WNBA basket in almost two years in the first quarter, and eclipsed 900 career points in the second along with 100 career assists. She also hit two 3-pointers in the game. As C. Ogumike found her footing again, veteran guard Kristi Toliver and second year point guard Te'a Cooper clicked in the backcourt early in the game. With 4:45 to play in the first quarter, Cooper had a strong cross-court pass to Kristi Toliver who dumped the ball down low across the paint to a wide open N. Ogumike, who finished the easy layup strong.

In the second quarter, the Wings stormed back, taking the lead 44-41 going into halftime. They outscored the Sparks 24-14, led by guard Allisha Grey with 15 points. Forward Kayla Thornton grabbed seven defensive boards. The Sparks kept it close, forcing 20 first-half turnovers, and setting a new Sparks record for turnovers forced in a half (the previous record was 16). They also kept the 2020 WNBA leading scorer Arike Ogunbowale to just three first-half points and 2021 first overall pick Charli Collier to just four.

The Wings started the second half opening up a 13 point lead at 62-49 with five minutes to play. Sparks guard Nia Coffey knocked down a pair of back-to-back three-pointers, and blocked a shot to cut the lead to 66-60. But Ogunbowale had ten points in the quarter in response to lead the Wings, and the Sparks trailed 70-60 after three quarters.

Kristi Toliver started out the fourth quarter with a turnaround jumper falling away from the hoop. The 13-year veteran now has over 4,200 career points. Toliver scored 11 points and knocked down two 3-pointers in the game. Dallas shot 88.8 percent from the free throw line, and 51.7 percent from the field. The Wings outscored the Sparks 22-9 in the fourth quarter to pull away the 23-point win.

### Los Angeles Highlights:

- Chiney Ogumike had a milestone night of 100 career assists and 900 career rebounds.
- Kristi Toliver hit a milestone of 4,200 career points and moved up to No. 16 on the all-time assists list, passing Dallas Head Coach Vickie Johnson.
- The Sparks forced a franchise record 20 turnovers in the first half.
- The Sparks had 4 players score in double digits: Nneka Ogumike (18), Chiney Ogumike (12), Kristi Toliver (11), and Nia Coffey (10).

LAST TIME AGAINST VEGAS - PRESEASON MAY 8 - BOX SCORE

WOMEN'S NATIONAL BASKETBALL ASSOCIATION

OFFICIAL SCORER'S REPORT  
FINAL BOX

Saturday, May 8, 2021 Los Angeles Convention Center, Los Angeles, CA

Officials: #7 Billy Smith, #44 Janetta Graham, #47 Brandon Schwab

Game Duration: 1:47  
Attendance: Not Yet Counted

VISITOR: Las Vegas Aces (0-0)

	POS	MIN	FG	FGA	3P	3PA	FT	FTA	OR	DR	TOT	A	PF	ST	TO	BS	+/-	PTS
35 Angel McCoughtry	F	02:49	0	0	0	0	0	0	1	0	1	0	0	1	0	0	-6	0
22 A'ja Wilson	F	29:10	7	14	0	0	5	6	0	6	6	3	0	0	1	1	-11	19
8 Liz Cambage	C	17:50	6	8	0	0	9	12	3	5	8	0	4	1	6	3	8	21
0 Jackie Young	G	27:30	1	3	0	1	1	2	0	5	5	3	2	3	5	0	-10	3
12 Chelsea Gray	G	25:29	3	8	0	1	1	1	0	2	2	3	2	0	5	1	14	7
10 Kelsey Plum		28:35	6	11	2	5	0	0	0	2	2	3	1	1	3	0	13	14
2 Riquna Williams		20:10	3	7	3	4	0	0	0	0	0	2	1	0	1	0	-4	9
5 Dearica Hamby		25:27	3	4	1	1	1	2	2	7	9	2	3	1	4	3	-2	8
20 Shakyla Thomas		02:18	1	1	0	0	0	0	0	1	1	0	1	0	0	0	6	2
32 Emma Cannon		13:38	1	2	0	0	0	0	0	2	2	2	3	0	0	0	3	2
23 Lauren Manis		04:18	0	1	0	0	0	0	0	0	0	0	1	1	1	0	-6	0
24 Destiny Slocum		02:46	0	0	0	0	0	0	0	0	0	0	0	0	1	0	-5	0
19 JiSu Park																		
DNP - Coach's decision																		
200:00			31	59	6	12	17	23	6	30	36	18	18	8	27	8	0	85
			52.5%		50%		73.9%		TM REB: 9		TOT TO: 27 (30 PTS)							

HOME: LOS ANGELES SPARKS (0-0)

	POS	MIN	FG	FGA	3P	3PA	FT	FTA	OR	DR	TOT	A	PF	ST	TO	BS	+/-	PTS
15 Brittney Sykes	F	20:58	1	4	0	1	0	0	1	3	4	1	2	1	2	0	-14	2
12 Nia Coffey	F	20:58	4	13	2	6	1	2	3	2	5	2	5	2	3	1	-5	11
30 Nneka Ogumike	C	20:02	3	10	1	3	5	5	0	3	3	1	1	2	0	0	1	12
2 Te'a Cooper	G	24:28	4	9	0	1	3	3	0	1	1	5	2	1	5	1	-4	11
17 Erica Wheeler	G	22:17	2	6	1	2	0	0	0	1	1	5	2	2	2	0	13	5
24 Sydney Wiese		16:40	1	2	1	1	2	2	0	1	1	2	0	0	1	0	5	5
40 Jasmine Walker		24:49	8	13	7	11	0	0	2	7	9	1	3	0	1	1	-1	23
31 Kristine Anigwe		15:26	2	7	0	0	0	0	1	2	3	2	2	2	1	1	-8	4
5 Stephanie Watts		15:37	1	3	0	1	0	0	1	1	2	1	0	1	0	0	15	2
32 Bria Holmes		18:45	3	9	2	5	2	2	1	1	2	0	2	2	0	0	-2	10
33 Seimone Augustus																		
22 Arella Guirantes																		
13 Chiney Ogumike																		
20 Kristi Toliver																		
7 Maria Vadeeva																		
1 Amanda Zahui B																		
DNP - Rest																		
DNP - Rest																		
DNP - Rest																		
DNP - Rest																		
DNP - Rest																		
NWT - Not With Team																		
DNP - Rest																		
200:00			29	76	14	31	13	14	9	22	31	20	19	13	15	4	0	85
			38.2%		45.2%		92.9%		TM REB: 6		TOT TO: 17 (14 PTS)							

SCORE BY PERIOD	1	2	3	4	FINAL
Aces	14	30	21	20	85
SPARKS	23	15	27	20	85

Inactive: Aces -

Inactive: Sparks -

Points in the Paint: Aces 38 (19/28), SPARKS 24 (12/33) Biggest Lead: Aces 8, SPARKS 9

2nd Chance Points: Aces 13 (5/6), SPARKS 13 (5/9)

Fast Break Points: Aces 13 (6/8), SPARKS 10 (4/8)

Lead Changes: 9

Times Tied: 8



## 2021 TEAM BOX SCORE

Date	Opponent	MIN	FG-A	FT-A	3PM-A	PCI	FTM-A	PCI	DEF	DEF	TO	AST	STL	BLK	TO	PF	PTS
5/14	vs DAL	40:00	28-78	.359	7-27	.259	8-14	.571	6	19	25	15	12	3	15	17	71
5/21	@ LVA																
5/28	@CHI																
5/30	@CHI																
6/1	@DAL																
6/3	vs IND																
6/5	vs CHI																
6/10	@WAS																
6/12	@MIN																
6/16	vs PHO																
6/18	vs PHO																
6/20	vs NYL																
6/24	vs WAS																
6/26	@PHO																
6/30	vs LVA																
7/2	vs LVA																
7/4	vs SEA																
7/7	@SEA																
7/11	vs MIN																
8/15	vs IND																
8/17	vs ATL																
8/19	vs ATL																
8/22	@NYL																
8/24	@WAS																
8/26	@CON																
8/28	@CON																
8/31	@IND																
9/2	@MIN																
9/9	vs CON																
9/12	vs SEA																
9/16	@ATL																
9/19	@DAL																
Total	—	40:00	28-78	.359	7-27	.259	8-14	.571	6	19	25	15	12	3	15	17	71

## 2020 TEAM AVERAGES


	G	MPG	PPG	RPG	APG	SPG	BPG	FG%	3FG%	FT%	TO	PF
Sparks	22	40.2	84.9	31.4	20	8.9	3.0	48.1	39.8	79.2	14.4	18.3
Opponent	22	40.2	80.3	34.1	20	8.2	2.3	44.9	37.3	78.2	17.5	18.3

#1	AMANDA ZAHUI B.	CENTER	6-5	9/8/93	MINNESOTA	7TH SEASON
----	-----------------	--------	-----	--------	-----------	------------

2020 Regular Season Averages:

G-GS	PPG	RPG	APG	SPG	BPG	MPG	FG%	3FG%	FT%
10-0	1.4	2.8	0.3	0.1	0.4	6.2	36.37	-	85.7

	2020 Season Highs	Career Highs	Playoff Career Highs
PTS	22	37, @ LAS 6/15/19	2, vs PHO 9/24/16
REB	21	21, @ LVA 8/29/20	2, two times
AST	5	5, two times	—
STL	4	4, vs. MIN 8/5/20	—
BLK	3	6, vs. LAS 6/4/19	1, @ PHO 9/17/15
FGM	9	13, @ LAS 6/15/19	1, vs PHO 9/24/16
3FGM	6	7, @ LAS 6/15/19	—
FTM	6	6, two times	—
MINs	34:25	35, @ LAS 6/15/19	6, vs PHO 9/24/16



GAME BY GAME STATS

Date	Opponent	MINs	FG-A	PCI	3PM-A	PCI	FTM-A	PCI	OFF	DEF	TOT	AST	STL	BLK	TO	PF	PTS
5/14	vs DAL	DNP - Back	—	—	—	—	—	—	—	—	—	—	—	—	—	—	—
5/21	@ LVA																
5/28	@CHI																
5/30	@CHI																
6/1	@DAL																
6/3	vs IND																
6/5	vs CHI																
6/10	@WAS																
6/12	@MIN																
6/16	vs PHO																
6/18	vs PHO																
6/20	vs NYL																
6/24	vs WAS																
6/26	@PHO																
6/30	vs LVA																
7/2	vs LVA																
7/4	vs SEA																
7/7	@SEA																
7/11	vs MIN																
8/15	vs IND																
8/17	vs ATL																
8/19	vs ATL																
8/22	@NYL																
8/24	@WAS																
8/26	@CON																
8/28	@CON																
8/31	@IND																
9/2	@MIN																
9/9	vs CON																
9/12	vs SEA																
9/16	@ATL																
9/19	@DAL																

Total —

#2	TE'A COOPER	GUARD	5-8	4/16/97	BAYLOR	2ND SEASON
----	-------------	-------	-----	---------	--------	------------

2020 Regular Season Averages:

G-GS	PPG	RPG	APG	SPG	BPG	MPG	FG%	3FG%	FT%
20-3	7.0	1.0	2.0	0.7	-	17.3	45.1	34.4	76.5

	2021 Season Highs	Career Highs	Playoff Career Highs
PTS	4, vs DAL 5/14/21	15, @NYL 9/8/20	3, vs CON 9/17/20
REB	2, vs DAL 5/14/21	6, @CON 8/28/20	—
AST	1, vs DAL 5/14/21	4, vs CHI 9/6/20	2, vs CON 9/17/20
STL	2, vs DAL 5/14/21	2, two times	1, vs CON 9/17/20
BLK	—	—	—
FGM	1, vs DAL 5/14/21	6, @NYL 9/8/20	1, vs CON 9/17/20
3FGM	1, vs DAL 5/14/21	3, @NYL 9/8/20	1, vs CON 9/17/20
FTM	1, vs DAL 5/14/21	5, @IND 8/15/20	—
MINS	17:30, vs DAL 5/14/21	31, @NYL 9/8/20	20, vs CON 9/17/20



GAME BY GAME STATS

Date	Opponent	MINS	FG-A	PCT	3PM-A	PCT	FTM-A	PCT	OFF	DEF	TOT	AST	STL	BLK	TO	PF	PTS
5/14	vs DAL	17:30	1-10	.100	1-3	.333	1-2	.500	0	2	2	1	2	0	1	2	4
5/21	@ LVA																
5/28	@CHI																
5/30	@CHI																
6/1	@DAL																
6/3	vs IND																
6/5	vs CHI																
6/10	@WAS																
6/12	@MIN																
6/16	vs PHO																
6/18	vs PHO																
6/20	vs NYL																
6/24	vs WAS																
6/26	@PHO																
6/30	vs LVA																
7/2	vs LVA																
7/4	vs SEA																
7/7	@SEA																
7/11	vs MIN																
8/15	vs IND																
8/17	vs ATL																
8/19	vs ATL																
8/22	@NYL																
8/24	@WAS																
8/26	@CON																
8/28	@CON																
8/31	@IND																
9/2	@MIN																
9/9	vs CON																
9/12	vs SEA																
9/16	@ATL																
9/19	@DAL																
Total	—	17:30	1-10	.100	1-3	.333	1-2	.500	0	2	2	1	2	0	1	2	4



#7	MARIA VADEEVA	CENTER	6-4	7/16/98	RUSSIA	3RD SEASON
----	---------------	--------	-----	---------	--------	------------

2019 Regular Season Averages:

G-GS	PPG	RPG	APG	SPG	BPG	MPG	FG%	3FG%	FT%
15-1	7.8	3.9	0.7	1.0	0.2	12.0	.490	.313	.769

	2019 Season Highs	Career Highs	Playoff Career Highs
PTS	24, @ LVA 5/26/19	24, @ LVA 5/26/19	2, two times
REB	8, two times	8, two times	4, vs CON 9/22/19
AST	3, two times	3, two times	2, vs SEA 9/15/19
STL	3, vs MIN 8/20/19	3, vs MIN 8/20/19	—
BLK	3, @ LVA 5/26/19	3, two times	1, three times
FGM	11, @ LVA 5/26/19	11, @ LVA 5/26/19	1, two times
3FGM	2, @ LVA 5/26/19	2, two times	—
FTM	4, vs SEA 8/4/19	4, vs SEA 8/4/19	—
MINS	24:12, @ LVA 5/26/19	24:12, @ LVA 5/26/19	13:30 vs CON 9/22/19



## GAME BY GAME STATS

[illegible]

#12	NIA COFFEY	FORWARD	6-1	6/11/95	NORTHWESTERN	5TH SEASON
-----	------------	---------	-----	---------	--------------	------------

2020 Regular Season Averages:

G-GS	PPG	RPG	APG	SPG	BPG	MPG	FG%	3FG%	FT%
15-1	2.7	2.5	0.8	0.3	0.3	15.3	42.1	33.3	16.7

	2021 Season Highs	Career Highs	Playoff Career Highs
PTS	10, vs DAL 5/14/21	23, vs SEA 5/27/18	—
REB	4, vs DAL 5/14/21	12, vs PHO 6/17/18	—
AST	1, vs DAL 5/14/21	6, @ CHI 6/3/18	—
STL	1, vs DAL 5/14/21	2, four times	—
BLK	2, vs DAL 5/14/21	2, two times	—
FGM	4, vs DAL 5/14/21	8, vs SEA 5/27/18	—
3FGM	2, vs DAL 5/14/21	3, vs WAS 9/8/20	—
FTM	—	7, two times	—
MINS	19:41	32, @WAS 5/22/18	—



GAME BY GAME STATS

Date	Opponent	MINS	FG-A	PCT	3PM-A	PCT	FTM-A	PCT	QEF	DEF	TOT	AST	STL	BLK	TO	PF	PTS
5/14	vs DAL	19:41	4-8	.500	2-4	.500	0-2	.000	2	2	4	1	1	2	4	2	10
5/21	@ LVA																
5/28	@CHI																
5/30	@CHI																
6/1	@DAL																
6/3	vs IND																
6/5	vs CHI																
6/10	@WAS																
6/12	@MIN																
6/16	vs PHO																
6/18	vs PHO																
6/20	vs NYL																
6/24	vs WAS																
6/26	@PHO																
6/30	vs LVA																
7/2	vs LVA																
7/4	vs SEA																
7/7	@SEA																
7/11	vs MIN																
8/15	vs IND																
8/17	vs ATL																
8/19	vs ATL																
8/22	@NYL																
8/24	@WAS																
8/26	@CON																
8/28	@CON																
8/31	@IND																
9/2	@MIN																
9/9	vs CON																
9/12	vs SEA																
9/16	@ATL																
9/19	@DAL																
Total	—	19:41	4-8	.500	2-4	.500	0-2	.000	2	2	4	1	1	2	4	2	10

2019 Regular Season Averages:

G-GS	PPG	RPG	APG	SPG	BPG	MPG	FG%	3FG%	FT%
32-14	9.6	5.8	0.8	1.0	0.7	21.8	49.4	25.0	80.9

	2021 Season Highs	Career Highs	Playoff Career Highs
PTS	12, vs DAL 5/14/21	30, vs SEA 6/15/18	10, @CON 9/19/19
REB	6, vs DAL 5/14/21	17, vs NY 6/29/14	5, @CON 9/19/19
AST	2, vs DAL 5/14/21	4, vs NY 6/14/19	2, vs SEA 9/15/19
STL	1, vs DAL 5/14/21	4, two times	2, vs PHX 9/23/19
BLK	—	7, vs DAL 7/20/16	2, @CON 9/17/19
FGM	5, vs DAL 5/14/21	13, vs SEA 6/15/18	14 @CON 9/19/19
3FGM	2, vs DAL 5/14/21	1, two times	—
FTM	—	8, two times	—
MINs	27:11, vs DAL 5/14/21	40, two times	19, vs PHO 8/23/18



GAME BY GAME STATS

Date	Opponent	MINS	FG-A	PCT	3PM-A	PCT	FTM-A	PCT	OFF	DEF	TOT	AST	STL	BLK	TO	PF	PTS
5/14	vs DAL	27:11	5-11	.455	2-3	.667	0-0	—	1	5	6	2	1	0	1	4	12
5/21	@ LVA																
5/28	@CHI																
5/30	@CHI																
6/1	@DAL																
6/3	vs IND																
6/5	vs CHI																
6/10	@WAS																
6/12	@MIN																
6/16	vs PHO																
6/18	vs PHO																
6/20	vs NYL																
6/24	vs WAS																
6/26	@PHO																
6/30	vs LVA																
7/2	vs LVA																
7/4	vs SEA																
7/7	@SEA																
7/11	vs MIN																
8/15	vs IND																
8/17	vs ATL																
8/19	vs ATL																
8/22	@NYL																
8/24	@WAS																
8/26	@CON																
8/28	@CON																
8/31	@IND																
9/2	@MIN																
9/9	vs CON																
9/12	vs SEA																
9/16	@ATL																
9/19	@DAL																
Total	—	27:11	5-11	.455	2-3	.667	0-0	—	1	5	6	2	1	0	1	4	12

#15	BRITTNEY SYKES	GUARD	5-9	2/7/94	SYRACUSE	5TH SEASON
-----	----------------	-------	-----	--------	----------	------------

2020 Regular Season Averages:

G-GS	PPG	RPG	APG	SPG	BPG	MPG	FG%	3FG%	FT%
21-14	10.1	2.6	2.1	1.5	0.3	24.4	48.7	32.7	80.6

	2021 Season Highs	Career Highs	Playoff Career Highs
PTS	6, vs DAL 5/14/21	33, vs PHO 9/3/17	17, @WAS 8/31/18
REB	2, vs DAL 5/14/21	13, vs PHO 7/25/17	6, vs WAS 8/28/18
AST	3, vs DAL 5/14/21	7, vs IND 7/1/18	3, vs WAS 9/4/18
STL	2, vs DAL 5/14/21	5, @IND 8/15/20	2, two times
BLK	1, vs DAL 5/14/21	3, three times	1, vs WAS 8/28/18
FGM	2, vs DAL 5/14/21	12, vs PHO 9/3/17	6, three times
3FGM	—	4, two times	3, two times
FTM	2, vs DAL 5/14/21	12, vs WAS 7/19/17	2, two times
MINS	26:34, vs DAL 5/14/21	37, vs CON 8/15/17	28, @WAS 9/2/18



GAME BY GAME STATS

Date	Opponent	MINS	FG-A	PGT	3PM-A	PGT	FTM-A	PGT	QFF	DEF	TOT	AST	STL	BLK	TO	PF	PTS
5/14	vs DAL	26:34	2-7	.286	0-4	.000	2-4	.500	0	2	2	3	2	1	1	0	6
5/21	@ LVA																
5/28	@CHI																
5/30	@CHI																
6/1	@DAL																
6/3	vs IND																
6/5	vs CHI																
6/10	@WAS																
6/12	@MIN																
6/16	vs PHO																
6/18	vs PHO																
6/20	vs NYL																
6/24	vs WAS																
6/26	@PHO																
6/30	vs LVA																
7/2	vs LVA																
7/4	vs SEA																
7/7	@SEA																
7/11	vs MIN																
8/15	vs IND																
8/17	vs ATL																
8/19	vs ATL																
8/22	@NYL																
8/24	@WAS																
8/26	@CON																
8/28	@CON																
8/31	@IND																
9/2	@MIN																
9/9	vs CON																
9/12	vs SEA																
9/16	@ATL																
9/19	@DAL																
Total	—	26:34	2-7	.286	0-4	.000	2-4	.500	0	2	2	3	2	1	1	0	6

#17	ERICA WHEELER	GUARD	5-7	5/2/91	RUTGERS	6TH SEASON
-----	---------------	-------	-----	--------	---------	------------

2019 Regular Season Averages:

G-GS	PPG	RPG	APG	SPG	BPG	MPG	FG%	3FG%	FT%
34-34	10.1	3.0	5.0	1.2	0.1	25.0	42.6	38.4	87.2

	2021 Season Highs	Career Highs	Playoff Career Highs
PTS	4, vs DAL 5/14/21	33, @NYL 8/8/17	10, vs PHO 9/21/16
REB	2, vs DAL 5/14/21	7, three times	3, vs PHO 9/21/16
AST	2, vs DAL 5/14/21	10, @ATL 6/14/18	3, vs PHO 9/21/16
STL	—	5, vs ATL 7/31/19	—
BLK	—	2, @LVA 6/29/19	—
FGM	2, vs DAL 5/14/21	12, @NYL 8/8/17	3, vs PHO 9/21/16
3FGM	—	7, @NYL 8/8/17	2, vs PHO 9/21/16
FTM	—	9, vs PHO 6/7/17	2, vs PHO 9/21/16
MINS	19:25, vs DAL 5/14/21	42, vs PHO 6/7/17	25, vs PHO 9/21/16



GAME BY GAME STATS

Date	Opponent	MINS	FG-A	FT	3PM-A	PT	FTM-A	PT	QFF	DEF	TO	AST	STL	BLK	TO	PF	PTS
5/14	vs DAL	19:25	2-8	.250	0-3	.000	0-0	—	0	2	2	2	0	0	3	4	4
5/21	@ LVA																
5/28	@CHI																
5/30	@CHI																
6/1	@DAL																
6/3	vs IND																
6/5	vs CHI																
6/10	@WAS																
6/12	@MIN																
6/16	vs PHO																
6/18	vs PHO																
6/20	vs NYL																
6/24	vs WAS																
6/26	@PHO																
6/30	vs LVA																
7/2	vs LVA																
7/4	vs SEA																
7/7	@SEA																
7/11	vs MIN																
8/15	vs IND																
8/17	vs ATL																
8/19	vs ATL																
8/22	@NYL																
8/24	@WAS																
8/26	@CON																
8/28	@CON																
8/31	@IND																
9/2	@MIN																
9/9	vs CON																
9/12	vs SEA																
9/16	@ATL																
9/19	@DAL																
Total	—	19:25	2-8	.250	0-3	.000	0-0	—	0	2	2	2	0	0	3	4	4

#20 KRISTI TOLIVER	GUARD	5-7	1/27/87	MARYLAND	12TH SEASON
--------------------	-------	-----	---------	----------	-------------

2019 Regular Season Averages:

G-GS	PPG	RPG	APG	SPG	BPG	MPG	FG%	3FG%	FT%
23-23	13.0	2.9	6.0	1.2	0.1	29.5	49.4	36.0	85.7

	2021 Season Highs	Career Highs	Playoff Career Highs
PTS	11, vs DAL 5/14/21	43, vs TUL 7/3/15	32, @NYL 9/10/17
REB	—	9, @CON 8/6/13	6, vs PHO 9/23/13
AST	2, vs DAL 5/14/21	11, vs IND 8/8/19	10, @CON 10/6/19
STL	1, vs DAL 5/14/21	4, three times	5, @CHI 10/4/16
BLK	—	2, four times	1, four times
FGM	4, vs DAL 5/14/21	15, vs TUL 7/3/15	10, @NYL 9/10/17
3FGM	2, vs DAL 5/14/21	7, three times	9, @NYL 9/10/17
FTM	1, vs DAL 5/14/21	14, vs TUL 6/20/12	10, vs SAS 9/27/12
MINS	24:11, vs DAL 5/14/21	44, vs TUL 6/8/13	40, 8/31/18



GAME BY GAME STATS

Date	Opponent	MINS	FG-A	PCI	3PM-A	PCI	FTM-A	PCI	OFF	DEF	TOI	ASI	STL	BLK	IO	PE	PTS
5/14	vs DAL	24:11	4-6	.667	2-4	.500	1-2	.500	0	0	0	2	1	0	3	1	11
5/21	@ LVA																
5/28	@CHI																
5/30	@CHI																
6/1	@DAL																
6/3	vs IND																
6/5	vs CHI																
6/10	@WAS																
6/12	@MIN																
6/16	vs PHO																
6/18	vs PHO																
6/20	vs NYL																
6/24	vs WAS																
6/26	@PHO																
6/30	vs LVA																
7/2	vs LVA																
7/4	vs SEA																
7/7	@SEA																
7/11	vs MIN																
8/15	vs IND																
8/17	vs ATL																
8/19	vs ATL																
8/22	@NYL																
8/24	@WAS																
8/26	@CON																
8/28	@CON																
8/31	@IND																
9/2	@MIN																
9/9	vs CON																
9/12	vs SEA																
9/16	@ATL																
9/19	@DAL																
Total	—	24:11	4-6	.667	2-4	.500	1-2	.500	0	0	0	2	1	0	3	1	11



#22	ARELLA GUIRANTES	GUARD	5-11	10/15/97	RUTGERS	1ST SEASON
-----	------------------	-------	------	----------	---------	------------

2021 Regular Season Averages:

G-GS	PPG	RPG	APG	SPG	BPG	MPG	FG%	3FG%	FT%
—	—	—	—	—	—	—	—	—	—

	2021 Season Highs	Career Highs	Playoff Career Highs
PTS	4, vs DAL 5/14/21	4, vs DAL 5/14/21	—
REB	—	—	—
AST	—	—	—
STL	1, vs DAL 5/14/21	1, vs DAL 5/14/21	—
BLK	—	—	—
FGM	2, vs DAL 5/14/21	2, vs DAL 5/14/21	—
3FGM	—	—	—
FTM	—	—	—
MINS	8:10, vs DAL 5/14/21	8:10, vs DAL 5/14/21	—



GAME BY GAME STATS

Date	Opponent	MINS	FG-A	PCT	3PM-A	PCT	FTM-A	PCT	OFF	DEF	TOT	AST	STL	BLK	TO	PF	PTS
5/14	vs DAL	8:10	2-5	.400	0-2	.000	0-0	—	0	0	0	0	1	0	0	0	4
5/21	@ LVA																
5/28	@CHI																
5/30	@CHI																
6/1	@DAL																
6/3	vs IND																
6/5	vs CHI																
6/10	@WAS																
6/12	@MIN																
6/16	vs PHO																
6/18	vs PHO																
6/20	vs NYL																
6/24	vs WAS																
6/26	@PHO																
6/30	vs LVA																
7/2	vs LVA																
7/4	vs SEA																
7/7	@SEA																
7/11	vs MIN																
8/15	vs IND																
8/17	vs ATL																
8/19	vs ATL																
8/22	@NYL																
8/24	@WAS																
8/26	@CON																
8/28	@CON																
8/31	@IND																
9/2	@MIN																
9/9	vs CON																
9/12	vs SEA																
9/16	@ATL																
9/19	@DAL																
Total	—	8:10	2-5	.400	0-2	.000	0-0	—	0	0	0	0	1	0	0	0	4

#30	NNEKA OGWUMIKE	FORWARD	6-2	7/20/90	STANFORD	10TH SEASON
-----	----------------	---------	-----	---------	----------	-------------

2020 Regular Season Averages:

G-GS	PPG	RPG	APG	SPG	BPG	MPG	FG%	3FG%	FT%
18-18	13.3	4.8	1.7	1.1	0.2	26.4	56.9	50	83.7

	2021 Season Highs	Career Highs	Playoff Career Highs
PTS	18, vs DAL 5/14/21	38, vs ATL 6/30/16	27, vs CHI 9/28/16
REB	8, vs DAL 5/14/21	20, @ IND 7/12/12	14, vs PHO 9/19/13
AST	—	8, two times	6, vs CHI 9/28/16
STL	—	6, two times	4, @ CHI 10/4/16
BLK	—	5, vs ATL 6/30/16	3, @ CHI 10/4/16
FGM	8, vs DAL 5/14/21	13, two times	11, vs CHI 9/28/16
3FGM	—	5, vs WAS 7/7/19	2, vs MIN 10/14/16
FTM	2, vs DAL 5/14/21	14, vs WAS 9/3/15	7, two times
MINS	26:20, vs DAL 5/14/21	46:59, @ CHI 8/18/17	37:59, @ MIN 1 9/18/15



GAME BY GAME STATS

Date	Opponent	MINS	FG-A	PCI	3PM-A	PCI	FTM-A	PCI	QFF	DEF	TOI	AST	STL	BLK	TQ	PF	PTS
5/14	vs DAL	16:20	8-14	.571	0-0	—	2-2	1.000	3	5	8	0	0	0	1	0	18
5/21	@ LVA																
5/28	@CHI																
5/30	@CHI																
6/1	@DAL																
6/3	vs IND																
6/5	vs CHI																
6/10	@WAS																
6/12	@MIN																
6/16	vs PHO																
6/18	vs PHO																
6/20	vs NYL																
6/24	vs WAS																
6/26	@PHO																
6/30	vs LVA																
7/2	vs LVA																
7/4	vs SEA																
7/7	@SEA																
7/11	vs MIN																
8/15	vs IND																
8/17	vs ATL																
8/19	vs ATL																
8/22	@NYL																
8/24	@WAS																
8/26	@CON																
8/28	@CON																
8/31	@IND																
9/2	@MIN																
9/9	vs CON																
9/12	vs SEA																
9/16	@ATL																
9/19	@DAL																
Total	—	16:20	8-14	.571	0-0	—	2-2	1.000	3	5	8	0	0	0	1	0	18

2020 Regular Season Averages:

G-GS	PPG	RPG	APG	SPG	BPG	MPG	FG%	3FG%	FT%
18-4	4.9	1.8	1.1	0.7	0.3	16.2	35.7	33.3	66.7

	2021 Season Highs	Career Highs	Playoff Career Highs
PTS	2, vs DAL 5/14/21	20, vs SAS 9/13/16	21, vs SEA 9/21/16
REB	—	7, two times	7, vs SEA 9/21/16
AST	2, vs DAL 5/14/21	5, two times	3, two times
STL	2, vs DAL 5/14/21	5, vs PHO 9/6/16	3, vs WAS 10/6/19
BLK	—	2, two times	1, two times
FGM	—	9, vs PHO 9/6/16	7, vs SEA 9/21/16
3FGM	—	3, four times	2, vs SEA 9/21/16
FTM	2, vs DAL 5/14/21	7, two times	5, vs SEA 9/21/16
MINS	13:36, vs DAL 5/14/21	38:19, vs LAS 5/27/17	40:00, vs SEA 9/21/16



GAME BY GAME STATS

Date	Opponent	MINS	FG-A	PGT	3PM-A	PGT	FTM-A	PGT	OFF	DEF	TQT	AST	STL	BLK	TO	PF	PTS
5/14	vs DAL	13:36	0-5	.000	0-1	.000	2-2	1.000	0	0	0	2	2	0	0	3	2
5/21	@ LVA																
5/28	@CHI																
5/30	@CHI																
6/1	@DAL																
6/3	vs IND																
6/5	vs CHI																
6/10	@WAS																
6/12	@MIN																
6/16	vs PHO																
6/18	vs PHO																
6/20	vs NYL																
6/24	vs WAS																
6/26	@PHO																
6/30	vs LVA																
7/2	vs LVA																
7/4	vs SEA																
7/7	@SEA																
7/11	vs MIN																
8/15	vs IND																
8/17	vs ATL																
8/19	vs ATL																
8/22	@NYL																
8/24	@WAS																
8/26	@CON																
8/28	@CON																
8/31	@IND																
9/2	@MIN																
9/9	vs CON																
9/12	vs SEA																
9/16	@ATL																
9/19	@DAL																
Total	—	13:36	0-5	.000	0-1	.000	2-2	1.000	0	0	0	2	2	0	0	3	2

#40	JASMINE WALKER	FORWARD	6-3	2/3/98	ALABAMA	1ST SEASON
-----	----------------	---------	-----	--------	---------	------------

2020 Regular Season Averages:

G-GS	PPG	RPG	APG	SPG	BPG	MPG	FG%	3FG%	FT%
—	—	—	—	—	—	—	—	—	—

	2021 Season Highs	Career Highs	Playoff Career Highs
PTS	—	—	—
REB	1, vs DAL 5/14/21	1, vs DAL 5/14/21	—
AST	2, vs DAL 5/14/21	2, vs DAL 5/14/21	—
STL	2, vs DAL 5/14/21	2, vs DAL 5/14/21	—
BLK	—	—	—
FGM	—	—	—
3FGM	—	—	—
FTM	—	—	—
MINS	17:22, vs DAL 5/14/21	17:22, vs DAL 5/14/21	—



GAME BY GAME STATS

Date	Opponent	MINS	FG-A	PGT	3PM-A	PGT	FTM-A	PGT	QFF	DEF	TQT	AST	STL	BLK	TO	PF	PTS
5/14	vs DAL	17:22	0-4	.000	0-3	.000	0-0	—	0	1	1	2	2	0	1	1	0
5/21	@ LVA																
5/28	@CHI																
5/30	@CHI																
6/1	@DAL																
6/3	vs IND																
6/5	vs CHI																
6/10	@WAS																
6/12	@MIN																
6/16	vs PHO																
6/18	vs PHO																
6/20	vs NYL																
6/24	vs WAS																
6/26	@PHO																
6/30	vs LVA																
7/2	vs LVA																
7/4	vs SEA																
7/7	@SEA																
7/11	vs MIN																
8/15	vs IND																
8/17	vs ATL																
8/19	vs ATL																
8/22	@NYL																
8/24	@WAS																
8/26	@CON																
8/28	@CON																
8/31	@IND																
9/2	@MIN																
9/9	vs CON																
9/12	vs SEA																
9/16	@ATL																
9/19	@DAL																
Total	—	17:22	0-4	.000	0-3	.000	0-0	—	0	1	1	2	2	0	1	1	0