

LOS ANGELES SPARKS 2021 GAME NOTES



Dallas Wings (0-0) at Los Angeles Sparks (0-0) May 14, 2021



LA Convention Center | 7:30 p.m. (PT)
Season Opener, Commissioners Cup game
Spectrum SportsNet, Facebook

REGULAR SEASON SCHEDULE

Date	Opponent	Time/Result	Record
5/14	DALLAS	7:30 pm	—
5/21	at Las Vegas	7:30 pm	—
5/28	at Chicago	5:00 pm	—
5/30	at Chicago	3:00 pm	—
6/1	at Dallas	5:00 pm	—
6/3	INDIANA	7:30 pm	—
6/5	CHICAGO	12:00 pm	—
6/10	at Washington	4:00 pm	—
6/12	at Minnesota	5:00 pm	—
6/16	PHOENIX	7:30 pm	—
6/18	PHOENIX	7:30 pm	—
6/20	NEW YORK	1:00 pm	—
6/24	WASHINGTON	7:30 pm	—
6/26	at Phoenix	7:00 pm	—
6/30	LAS VEGAS	7:30 pm	—
7/2	LAS VEGAS	7:00 pm	—
7/4	SEATTLE	6:00 pm	—
7/7	at Seattle	6:00 pm	—
7/11	MINNESOTA	6:00 pm	—
8/15	INDIANA	6:00 pm	—
8/17	ATLANTA	7:30 pm	—
8/19	ATLANTA	7:30 pm	—
8/22	at New York	11:00 am	—
8/24	at Washington	4:00 pm	—
8/26	at Connecticut	4:00 pm	—
8/28	at Connecticut	4:00 pm	—
8/31	at Indiana	4:00 pm	—
9/1	at Minnesota	5:00 pm	—
9/9	CONNECTICUT	7:30 pm	—
9/12	SEATTLE	12:00 pm	—
9/16	at Atlanta	4:00 pm	—
9/19	at Dallas	2:00 pm	—

*all times listed are Pacific Standard Time

PLAYER UPDATES

NUM.	PLAYER	UPDATE
1	Amanda Zahui B.	OUT (back): day-to-day

CONTACT INFORMATION

Eli Horowitz

Director, Public Relations and Communications
ehorowitz@la-sparks.com
(847) 644-9932



@LA_Sparks



@LASparks



Los Angeles Sparks

Natalie Gilmore

Coordinator, Public Relations and Communications
ngilmore@la-sparks.com

PROBABLE STARTERS

G	17	ERICA WHEELER			5'7"	143 LBS	
GP/GS	PPG	RPG	APG	SPG	FG%	3FG%	MPG
G	20	KRISTI TOLIVER			5'7"	130 LBS	
GP/GS	PPG	RPG	APG	SPG	FG%	3FG%	MPG
G	15	BRITTNEY SYKES			5'9"	154 LBS	
GP/GS	PPG	RPG	APG	SPG	FG%	3FG%	MPG
F	30	NNEKA OGWUMIKE			6'2"	174 LBS	
GP/GS	PPG	RPG	APG	SPG	FG%	3FG%	MPG
F/C	13	CHINEY OGWUMIKE			6'3"	183 LBS	
GP/GS	PPG	RPG	APG	SPG	FG%	3FG%	MPG

MATCHUP NOTES

The Los Angeles Sparks take on the Dallas Wings in the first game of the 25th WNBA Season on Friday at 7:30 PT. The Sparks open up the season with a revamped roster. Sisters Chiney and Nneka Ogwumike return to the court for the first time since 2019. N. Ogwumike averaged 13.3 points, 4.8 steals, 1.7 assists, and 1.1 steals per game during the 2020 Bubble season. The Sparks also return veteran guard and two-time WNBA Champion Kristi Toliver who last played for the Sparks from 2010-2016, including on the 2016 Championship team. Additionally, the Sparks return 2020 All Defensive second-team member Brittney Sykes. The Dallas Wings are led by third-year guard Arike Ogunbowale who led the league in scoring in 2020 averaging 22.8 points per game. The Wings will feature a young frontcourt this season including 2021 No. 1 overall pick Charli Collier out of Texas, and 2020 No. 2 Overall pick Satou Sabally.

Dallas Probable Starters

C Bella Alarie
G Tyasha Harris
G Arike Ogunbowale
F Marina Mabrey
F Kayla Thornton

Head Coach: Vickie Johnson
1st Season

MILESTONE WATCH

PLAYER	MILESTONE (CURRENT)
Nneka Ogwumike	4500 points (4319) 2100 rebounds (2021) 500 assists (499) 200 blocks (176) 500 steals (405)
Kristi Toliver	4500 points (4191) 800 rebounds (786) 1300 assists (1204) 400 steals (308)
Chiney Ogwumike	1800 points (1649) 900 rebounds (895) 150 blocks (112)

ASSOCIATED PRESS POWER POLL

Week 1	Total Points	High	Low
1 Las Vegas	175	1	3
2 Seattle	162	1	5
3 Chicago	149	2	5
4 Washington	128	2	8
5 Minnesota	118	4	7
6 Phoenix	116	3	7
7 Los Angeles	88	6	9
8 Connecticut	81	6	9
9 Dallas	51	8	12
10 Atlanta	43	9	12
11 New York	37	8	12
12 Indiana	22	10	12

UNDRAFTED TO LA'S BIGGEST STAGE

New Sparks guard Erica Wheeler is largely featured on the 405 and the 110 freeways with an Adidas billboard.

MADAM PRESIDENT

2016 MVP and WNBP President Nneka Ogwumike was featured on the cover of Wednesday's SLAM magazine wearing the brand-new Sparks Rebel Uniform unveiled by Nike this year.

JUMPMAN

Sparks second year player Te'a Cooper recently signed a deal with Jumpman/Jordan Brand.



2021 LOS ANGELES SPARKS ROSTER

NUM.	PLAYER	POS.	HT.	YRS OF EXP.	DOB	COLLEGE
1	Amanda Zahui B.	C	6'5"	6	09/8/93	Minnesota
2	Te'a Cooper	G	5'8"	1	04/16/97	Baylor
7	Maria Vadeeva*	C	6'4"	2	07/16/98	Russia
12	Nia Coffey	F	6'1"	4	06/11/95	Northwestern
13	Chiney Ogwumike	F/C	6'3"	4	03/21/92	Stanford
15	Brittney Sykes	G	5'9"	4	02/07/94	Syracuse
17	Erica Wheeler	G	5'7"	5	05/2/91	Rutgers
20	Kristi Toliver	G	5'7"	11	01/27/87	Maryland
22	Arella Guirantes	G	5'11"	R	10/15/97	Rutgers
30	Nneka Ogwumike	F	6'2"	9	07/02/90	Stanford
32	Bria Holmes	G	6'3"	4	04/19/94	West Virginia
40	Jasmine Walker	F	6'3"	R	02/03/98	Alabama

*will return following overseas commitments

Coaching Staff:

Head Coach Derek Fisher

Assistant Coach Fred Williams

Assistant Coach Latricia Trammell

Assistant Coach Seimone Augustus

PRONUNCIATION CHART

PLAYER/COACH

Te'a Cooper
Nneka Ogwumike
Chiney Ogwumike
Nia Coffey
Amanda Zahui B.
Asst. Coach Seimone Augustus
Asst. Coach Latricia Trammell

PRONUNCIATION

TAY-uh
NECK-uh Oh-gwoo-muh-kay
CHIN-ay Oh-gwoo-muh-kay
Knee-uh
Zow-ee-bee
suh-MOAN
TRAM-uhl


2021 LA SPARKS ROSTER




Position: C
Height: 6'5"
DOB: 9/8/1993
College: Minnesota



Position: G
Height: 5'8"
DOB: 4/16/1997
College: Baylor



Position: C
Height: 6'4"
DOB: 7/16/1998
College: Russia



Position: F
Height: 6'1"
DOB: 6/11/1995
College: Northwestern




Position: F/C
Height: 6'3"
DOB: 3/21/1992
College: Stanford




Position: G
Height: 5'9"
DOB: 2/7/1994
College: Syracuse

**WILL JOIN TEAM AFTER
OVERSEAS COMMITMENTS**




Position: G
Height: 5'7"
DOB: 5/2/1991
College: Rutgers




Position: G
Height: 5'7"
DOB: 1/27/1987
College: Maryland




Position: G
Height: 5'11"
DOB: 10/15/1997
College: Rutgers



Position: F
Height: 6'2"
DOB: 7/2/1990
College: Stanford



Position: G
Height: 6'3"
DOB: 4/19/1994
College: West Virginia



Position: F
Height: 6'3"
DOB: 2/3/1998
College: Alabama

COACHING STAFF



HEAD COACH



ASSISTANT COACH




ASSISTANT COACH



ASSISTANT COACH



**DIRECTOR OF
SPORTS MEDICINE/
HEAD ATHLETIC
TRAINER**



**PLAYER
DEVELOPMENT
COACH**

Rookie Jasmine Walker Leads Sparks to 85-85 Tie With Aces

In the last preseason game prior to kicking off their 25th anniversary season, the Sparks tied the Las Vegas Aces 85-85 at the Los Angeles Convention Center, the Sparks temporary home this season. No. 7 overall pick Jasmine Walker led the Sparks with 23 points and nine rebounds, shooting 7-for-11 on 3-pointers. Liz Cambage and A’ja Wilson combined for 40 points for Las Vegas.

Guard Te’a Cooper opened the scoring with a mid-range jumper to put the Sparks up 2-0 less than a minute into the game. By the end of the quarter, the Sparks had raced out to a 23-14 lead, forcing 9 Aces turnovers in the process. In the first period, the Sparks were led by rookie forward and 2021 No. 7 overall draft pick Jasmine Walker’s 8 points and 4 rebounds. Center Liz Cambage kept the Aces in the game early with 7 first quarter points.

The Aces battled back in the second quarter, outscoring the Sparks 30-15 in the period and opening up a 44-38 lead at halftime. Las Vegas took advantage of a more than four-minute stretch without a field goal for the Sparks just before half. Much of the quarter featured Sparks guard Bria Holmes and Cambage trading baskets.

Holmes scored 8 points for the Sparks in the period, hitting a pair of shots from beyond the arc. Meanwhile Cambage racked up 12 points for the Aces, nearly all of them coming in the paint. At the half, the Sparks were led in scoring by Walker and Holmes, each with 8 points.

Forward Nia Coffey and Walker each collected 5 rebounds for the Sparks in the first two periods. Meanwhile, Cambage and reigning WNBA MVP A’ja Wilson led the way for the Aces with 17 and 13 points, respectively. Forward Dearica Hamby reeled in a team-high 7 rebounds for Las Vegas in the first half.

The Sparks shot just 31.4% from the field in the first half, but stayed competitive by hitting 41.2% of their three-point attempts. Conversely the Aces shot an impressive 51.7% from the field in the first half, but missed all four of their three-point shots.

A tightly contested third quarter ended with the Sparks and Aces tied at 65. Cambage opened the second-half scoring with a layup on the first possession of the third quarter. Sparks superstar forward Nneka Ogwumike made her first field goal of the contest with 8:16 to go in the third on an and-1 layup. Ogwumike then quickly added 4 more points on consecutive possessions before finding center Kristine Anigwe underneath the hoop for an assist. The Sparks knotted up the score at 52 apiece on a three-point play by Cooper.

Trailing 57-54 with under 3:30 to go in the third quarter, Jasmine Walker hit three consecutive 3-pointers to put the Sparks up 63-57, in the process giving them their first lead since late in the first quarter. Walker led the Sparks with 9 points in the quarter. Meanwhile, Kelsey Plum helped the Aces weather Walker’s three-point barrage, scoring 8 of 10 points for the Aces over a four-and-a-half minute stretch, enough to lead her team in third quarter points.

In the fourth quarter, both teams relied heavily on the three-point ball. The Sparks hit 4 of 10 threes in the final period, while the Aces hit 4 of 5. Aces guard Riquna Williams scored the first points of the fourth quarter with a Dearica Hamby-assisted three-pointer. She then proceeded to knock down two more threes in the Aces next three possessions.

However, the Sparks answered. Walker retained her hot hand from the third quarter, draining threes on consecutive possessions for the Sparks early in the fourth. Walker then found guard Erica Wheeler open for another Sparks three-point bucket. Coffey added a Sparks three-pointer with just under four minutes to go to tie the game at 81. With 41.8 seconds to go in regulation Coffey scored a long two-foot jump shot to tie the game 85-85. The Aces had an opportunity to take the lead and put the game away in the final seconds, but were unable to capitalize with Wilson missing at the buzzer.

Five Sparks — Walker, Ogwumike, Coffey, Cooper, and Holmes — scored in double figures. Walker led the way with 23 points, shooting a whopping 7-11 from downtown. With 9 rebounds, the rookie finished just shy of a double-double. Cooper and Wheeler recorded team-high assists with 5 each.

Cambage led the Aces with 21 points shooting 6-8 from the field and hitting 9 of 12 free throws. Wilson added 19 points for Las Vegas, going 7 of 14 from the floor. Hamby led her team with 9 rebounds, though Cambage reeled in 8 of her own.

As a team, the Sparks shot 41.3% from the field, 48.1 % from beyond the arc, and 92.9% from the charity strike. They were out-rebounded by Las Vegas 36-31 but forced 27 turnovers by the Aces while committing just 18 themselves.

The Sparks now get set to prepare for their first regular season contest — also a home game — on Friday, May 14 at 7:30 PM against the Dallas Wings.



LAST TIME AGAINST DALLAS - BOX SCORE

WOMEN'S NATIONAL BASKETBALL ASSOCIATION

OFFICIAL SCORER'S REPORT
FINAL BOX

Wednesday, September 2, 2020 WNBA Court 2, Bradenton, FL

Officials: #21 Byron Jarrett, #5 Tiara Cruse, #15 Fatou Cissoko-Stephens

Game Duration: 1:59
Attendance: Not Yet Counted

VISITOR: Los Angeles Sparks (13-4)

	POS	MIN	FG	FGA	3P	3PA	FT	FTA	OR	DR	TOT	A	PF	ST	TO	BS	+/-	PTS
15 Brittney Sykes	F	32:05	5	9	3	6	6	6	0	4	4	1	2	2	2	0	16	19
10 Tierra Ruffin-Pratt	F	28:58	3	3	1	1	3	6	1	3	4	1	1	1	0	0	6	10
3 Candace Parker	C	29:28	8	15	1	3	5	6	4	6	10	6	4	0	4	1	20	22
24 Sydney Wiese	G	12:08	2	4	1	2	0	0	0	1	1	1	2	0	0	0	0	5
12 Chelsea Gray	G	34:55	7	15	1	3	1	1	0	8	8	3	1	0	2	0	18	16
2 Riquna Williams		22:40	3	7	0	0	0	0	0	4	4	3	2	1	1	1	4	6
33 Seimone Augustus		15:33	3	5	2	2	0	0	0	3	3	1	0	1	1	0	-4	8
4 Te'a Cooper		07:38	0	1	0	0	1	1	0	0	0	1	1	1	2	0	-12	1
31 Kristine Anigwe		13:07	0	1	0	0	4	8	2	0	2	0	2	0	1	2	-4	4
21 Marie Göllich		03:28	0	0	0	0	0	0	0	0	0	0	1	0	0	0	-4	0
1 Reshanda Gray		DNP - Coach's decision																
30 Nneka Ogwumike		DND - Injury/Illness - Back																
		200:00	31	60	9	17	20	28	7	29	36	17	16	6	13	4	8	91
			51.7%		52.9%		71.4%		TM REB: 7		TOT TO: 13 (16 PTS)							

HOME: DALLAS WINGS (6-11)

	POS	MIN	FG	FGA	3P	3PA	FT	FTA	OR	DR	TOT	A	PF	ST	TO	BS	+/-	PTS
15 Allisha Gray	F	33:10	7	13	1	7	1	1	3	3	6	4	3	2	0	1	-9	16
6 Kayla Thornton	F	31:15	3	7	3	5	2	2	1	6	7	0	3	0	1	0	-11	11
0 Satou Sabally	C	31:55	5	16	1	6	5	7	5	6	11	3	4	1	2	0	-3	16
24 Arike Ogunbowale	G	34:51	4	17	3	8	6	7	0	2	2	5	6	0	4	0	-12	17
5 Marina Mabrey	G	29:59	4	10	3	8	2	2	1	3	4	2	3	2	3	0	-9	13
32 Bella Alarie		09:06	1	2	0	0	0	0	1	0	1	0	0	1	1	0	-9	2
52 Tyasha Harris		16:14	2	4	1	2	0	0	0	2	2	0	4	0	0	0	5	5
33 Katie Lou Samuelson		12:23	1	2	1	1	0	2	0	3	3	0	0	1	0	0	8	3
10 Megan Gustafson		01:07	0	1	0	0	0	0	1	0	1	0	1	0	0	0	0	0
20 Isabelle Harrison		DND - Injury/Illness - Ankle																
4 Moriah Jefferson		DND - Injury/Illness - Knee																
45 Astou Ndour		DNP - Coach's decision																
		200:00	27	72	13	37	16	21	12	25	37	14	24	7	11	1	-8	83
			37.5%		35.1%		76.2%		TM REB: 7		TOT TO: 12 (22 PTS)							

SCORE BY PERIOD	1	2	3	4	FINAL
Sparks	17	31	24	19	91
WINGS	23	16	23	21	83

Inactive: Sparks -

Inactive: Wings -

Points in the Paint: Sparks 28 (14/23), WINGS 24 (12/25) Biggest Lead: Sparks 18, WINGS 9

2nd Chance Points: Sparks 12 (4/5), WINGS 19 (7/9)

Lead Changes: 5

Fast Break Points: Sparks 2 (1/2), WINGS 4 (2/2)

Times Tied: 3

2020 TEAM BOX SCORE

Date	Opponent	MINS	FG-A	PCT	3PM-A	PCT	FTM-A	PCT	OFF	DEF	TOT	AST	STL	BLK	TO	PF	PTS
7/25	@PHX	40:00	38-68	55.9	9-20	45.0	14-17	82.4	6	25	31	21	14	2	15	21	99
7/28	@CHI	40:00	30-70	42.9	7-20	35.0	11-15	73.3	7	23	30	18	10	2	16	15	78
7/30	CT	40:00	32-72	44.4	5-16	31.3	12-15	80.0	5	31	36	22	8	3	15	26	81
8/1	@SEA	40:00	29-75	38.7	7-24	29.2	10-13	76.9	11	22	33	16	10	2	14	15	75
8/5	IND	40:00	31-64	48.4	6-17	35.3	18-23	78.3	4	25	29	16	9	6	12	21	86
8/7	@LV	40:00	30-72	41.7	6-20	30.0	16-17	94.1	7	26	33	18	9	6	13	20	82
8/9	MIN	40:00	38-58	65.5	13-22	59.1	8-12	66.7	4	26	30	27	7	1	20	22	97
8/11	NY	40:00	35-71	49.3	11-17	64.7	12-15	80.0	4	22	26	19	10	5	16	18	93
8/13	@WAS	40:00	31-64	48.4	6-19	31.6	13-18	72.2	7	27	34	18	10	2	12	19	81
8/15	@IND	40:00	33-61	54.1	11-19	57.9	13-17	76.5	5	16	21	25	14	1	13	24	90
8/19	PHX	40:00	30-69	43.5	4-15	26.7	19-25	76.0	5	29	34	17	12	2	9	12	83
8/21	@ATL	45:00	30-64	46.9	8-18	44.4	25-30	83.3	6	26	32	21	14	1	20	22	93
8/23	DAL	40:00	35-64	54.7	4-10	40.0	10-14	71.4	6	24	30	20	5	3	12	18	84
8/28	@CT	40:00	29-60	48.3	6-16	37.5	16-20	80.0	5	19	24	16	11	0	17	17	80
8/30	ATL	40:00	36-72	50.0	4-14	28.6	8-11	72.7	7	27	34	19	8	3	13	17	84
8/31	@MIN	40:00	30-67	44.8	10-25	40.0	8-13	61.5	8	22	30	19	3	3	10	12	78
9/2	@DAL	40:00	31-60	51.7	9-17	52.9	20-28	71.4	7	29	36	17	6	4	13	16	91
9/4	SEA	40:00	33-62	53.2	8-19	42.1	15-16	93.8	3	22	25	20	7	6	13	20	89
9/6	CHI	40:00	34-67	50.7	8-14	57.1	10-13	76.9	9	29	38	19	6	3	16	17	86
9/8	@NY	40:00	37-68	54.4	8-19	42.1	14-15	93.3	4	27	31	32	9	3	11	19	96
9/10	WAS	40:00	29-70	41.4	4-16	25.0	10-11	90.9	13	28	41	15	7	4	13	14	72
9/12	LV	40:00	27-72	37.5	5-22	22.7	11-12	91.7	6	23	29	25	8	3	12	16	70
Totals	-	885	708-1473	48.1	159-399	39.8	293-370	79.2	140	551	691	440	197	66	317	403	1868

2020 TEAM AVERAGES


	G	MPG	PPG	RPG	APG	SPG	BPG	FG%	3FG%	FT%	TO	PF
Sparks	22	40.2	84.9	31.4	20	8.9	3.0	48.1	39.8	79.2	14.4	18.3
Opponent	22	40.2	80.3	34.1	20	8.2	2.3	44.9	37.3	78.2	17.5	18.3

#1	AMANDA ZAHUI B.	CENTER	6-5	9/8/93	MINNESOTA	7TH SEASON
----	-----------------	--------	-----	--------	-----------	------------

2020 Regular Season Averages:

G-GS	PPG	RPG	APG	SPG	BPG	MPG	FG%	3FG%	FT%
10-0	1.4	2.8	0.3	0.1	0.4	6.2	36.37	-	85.7

	2020 Season Highs	Career Highs	Playoff Career Highs
PTS	22	37, @ LAS 6/15/19	2, vs PHO 9/24/16
REB	21	21, @ LVA 8/29/20	2, two times
AST	5	5, two times	—
STL	4	4, vs. MIN 8/5/20	—
BLK	3	6, vs. LAS 6/4/19	1, @ PHO 9/17/15
FGM	9	13, @ LAS 6/15/19	1, vs PHO 9/24/16
3FGM	6	7, @ LAS 6/15/19	—
FTM	6	6, two times	—
MINS	34:25	35, @ LAS 6/15/19	6, vs PHO 9/24/16



GAME BY GAME STATS

Date	Opponent	MINS	FG-A	PCT	3PM-A	PCT	FTM-A	PCT	OFF	DEF	TOT	AST	STL	BLK	TO	PF	PTS
5/14	vs DAL																
5/21	@ LVA																
5/28	@CHI																
5/30	@CHI																
6/1	@DAL																
6/3	vs IND																
6/5	vs CHI																
6/10	@WAS																
6/12	@MIN																
6/16	vs PHO																
6/18	vs PHO																
6/20	vs NYL																
6/24	vs WAS																
6/26	@PHO																
6/30	vs LVA																
7/2	vs LVA																
7/4	vs SEA																
7/7	@SEA																
7/11	vs MIN																
8/15	vs IND																
8/17	vs ATL																
8/19	vs ATL																
8/22	@NYL																
8/24	@WAS																
8/26	@CON																
8/28	@CON																
8/31	@IND																
9/2	@MIN																
9/9	vs CON																
9/12	vs SEA																
9/16	@ATL																
9/19	@DAL																

Total —

#2	TE'A COOPER	GUARD	5-8	4/16/97	BAYLOR	2ND SEASON
----	-------------	-------	-----	---------	--------	------------

2020 Regular Season Averages:

G-GS	PPG	RPG	APG	SPG	BPG	MPG	FG%	3FG%	FT%
20-3	7.0	1.0	2.0	0.7	-	17.3	45.1	34.4	76.5

	2020 Season Highs	Career Highs	Playoff Career Highs
PTS	15	15, @NYL 9/8/20	3, vs CON 9/17/20
REB	6	6, @CON 8/28/20	—
AST	4	4, vs CHI 9/6/20	2, vs CON 9/17/20
STL	2	2, two times	1, vs CON 9/17/20
BLK	—	—	—
FGM	6	6, @NYL 9/8/20	1, vs CON 9/17/20
3FGM	3	3, @NYL 9/8/20	1, vs CON 9/17/20
FTM	5	5, @IND 8/15/20	—
MINS	31:58	31, @NYL 9/8/20	20, vs CON 9/17/20



GAME BY GAME STATS

[illegible]

Total —

#12	NIA COFFEY	FORWARD	6-1	6/11/95	NORTHWESTERN	5TH SEASON
-----	------------	---------	-----	---------	--------------	------------

2020 Regular Season Averages:

G-GS	PPG	RPG	APG	SPG	BPG	MPG	FG%	3FG%	FT%
15-1	2.7	2.5	0.8	0.3	0.3	15.3	42.1	33.3	16.7

	2020 Season Highs	Career Highs	Playoff Career Highs
PTS	10	23, vs SEA 5/27/18	—
REB	6	12, vs PHO 6/17/18	—
AST	2	6, @ CHI 6/3/18	—
STL	1	2, four times	—
BLK	2	2, two times	—
FGM	4	8, vs SEA 5/27/18	—
3FGM	2	3, vs WAS 9/8/20	—
FTM	1	7, two times	—
MINS	24:00	32, @WAS 5/22/18	—



GAME BY GAME STATS

Date	Opponent	MINS	FG-A	PCT	3PM-A	PCT	FTM-A	PCT	QFF	DEF	TOT	AST	STL	BLK	TO	PF	PTS
5/14	vs DAL																
5/21	@ LVA																
5/28	@CHI																
5/30	@CHI																
6/1	@DAL																
6/3	vs IND																
6/5	vs CHI																
6/10	@WAS																
6/12	@MIN																
6/16	vs PHO																
6/18	vs PHO																
6/20	vs NYL																
6/24	vs WAS																
6/26	@PHO																
6/30	vs LVA																
7/2	vs LVA																
7/4	vs SEA																
7/7	@SEA																
7/11	vs MIN																
8/15	vs IND																
8/17	vs ATL																
8/19	vs ATL																
8/22	@NYL																
8/24	@WAS																
8/26	@CON																
8/28	@CON																
8/31	@IND																
9/2	@MIN																
9/9	vs CON																
9/12	vs SEA																
9/16	@ATL																
9/19	@DAL																

Total —

#13	CHINEY OGWUMIKE	FORWARD/CENTER	6-3	3/21/92	STANFORD	5TH SEASON
-----	-----------------	----------------	-----	---------	----------	------------

2019 Regular Season Averages:

G-GS	PPG	RPG	APG	SPG	BPG	MPG	FG%	3FG%	FT%
32-14	9.6	5.8	0.8	1.0	0.7	21.8	49.4	25.0	80.9

	2019 Season Highs	Career Highs	Playoff Career Highs
PTS	26	30, vs SEA 6/15/18	10, @CON 9/19/19
REB	14	17, vs NY 6/29/14	5, @CON 9/19/19
AST	4	4, vs NY 6/14/19	2, vs SEA 9/15/19
STL	3	4, two times	2, vs PHX 9/23/19
BLK	2	7, vs DAL 7/20/16	2, @CON 9/17/19
FGM	12	13, vs SEA 6/15/18	14 @CON 9/19/19
3FGM	1	1, two times	—
FTM	8	8, two times	—
MINS	35:43	40, two times	19, vs PHO 8/23/18



GAME BY GAME STATS

[illegible]

Total —

2020 Regular Season Averages:

G-GS	PPG	RPG	APG	SPG	BPG	MPG	FG%	3FG%	FT%
21-14	10.1	2.6	2.1	1.5	0.3	24.4	48.7	32.7	80.6

	2020 Season Highs	Career Highs	Playoff Career Highs
PTS	23	33, vs PHO 9/3/17	17, @WAS 8/31/18
REB	5	13, vs PHO 7/25/17	6, vs WAS 8/28/18
AST	6	7, vs IND 7/1/18	3, vs WAS 9/4/18
STL	5	5, @IND 8/15/20	2, two times
BLK	1	3, three times	1, vs WAS 8/28/18
FGM	11	12, vs PHO 9/3/17	6, three times
3FGM	3	4, two times	3, two times
FTM	6	12, vs WAS 7/19/17	2, two times
MINS	33:40	37, vs CON 8/15/17	28, @WAS 9/2/18



GAME BY GAME STATS

Date	Opponent	MINS	FG-A	FG%	3PM-A	3P%	FTM-A	FT%	QFF	DEF	TOI	AST	STL	BLK	IQ	PF	PTS
5/14	vs DAL																
5/21	@ LVA																
5/28	@CHI																
5/30	@CHI																
6/1	@DAL																
6/3	vs IND																
6/5	vs CHI																
6/10	@WAS																
6/12	@MIN																
6/16	vs PHO																
6/18	vs PHO																
6/20	vs NYL																
6/24	vs WAS																
6/26	@PHO																
6/30	vs LVA																
7/2	vs LVA																
7/4	vs SEA																
7/7	@SEA																
7/11	vs MIN																
8/15	vs IND																
8/17	vs ATL																
8/19	vs ATL																
8/22	@NYL																
8/24	@WAS																
8/26	@CON																
8/28	@CON																
8/31	@IND																
9/2	@MIN																
9/9	vs CON																
9/12	vs SEA																
9/16	@ATL																
9/19	@DAL																

Total —

#17	ERICA WHEELER	GUARD	5-7	5/2/91	RUTGERS	6TH SEASON
-----	---------------	-------	-----	--------	---------	------------

2019 Regular Season Averages:

G-GS	PPG	RPG	APG	SPG	BPG	MPG	FG%	3FG%	FT%
34-34	10.1	3.0	5.0	1.2	0.1	25.0	42.6	38.4	87.2

	2019 Season Highs	Career Highs	Playoff Career Highs
PTS	28	33, @NYL 8/8/17	10, vs PHO 9/21/16
REB	7	7, three times	3, vs PHO 9/21/16
AST	9	10, @ATL 6/14/18	3, vs PHO 9/21/16
STL	5	5, vs ATL 7/31/19	—
BLK	2	2, @LVA 6/29/19	—
FGM	11	12, @NYL 8/8/17	3, vs PHO 9/21/16
3FGM	6	7, @NYL 8/8/17	2, vs PHO 9/21/16
FTM	8	9, vs PHO 6/7/17	2, vs PHO 9/21/16
MINS	40:51	42, vs PHO 6/7/17	25, vs PHO 9/21/16



GAME BY GAME STATS

Date	Opponent	MINS	FG-A	PGT	3PM-A	PGT	FTM-A	PGT	QFF	DEF	TQT	AST	STL	BLK	TO	PF	PTS
5/14	vs DAL																
5/21	@ LVA																
5/28	@CHI																
5/30	@CHI																
6/1	@DAL																
6/3	vs IND																
6/5	vs CHI																
6/10	@WAS																
6/12	@MIN																
6/16	vs PHO																
6/18	vs PHO																
6/20	vs NYL																
6/24	vs WAS																
6/26	@PHO																
6/30	vs LVA																
7/2	vs LVA																
7/4	vs SEA																
7/7	@SEA																
7/11	vs MIN																
8/15	vs IND																
8/17	vs ATL																
8/19	vs ATL																
8/22	@NYL																
8/24	@WAS																
8/26	@CON																
8/28	@CON																
8/31	@IND																
9/2	@MIN																
9/9	vs CON																
9/12	vs SEA																
9/16	@ATL																
9/19	@DAL																

Total —

#20	KRISTI TOLIVER	GUARD	5-7	1/27/87	MARYLAND	12TH SEASON
-----	----------------	-------	-----	---------	----------	-------------

2019 Regular Season Averages:

G-GS	PPG	RPG	APG	SPG	BPG	MPG	FG%	3FG%	FT%
23-23	13.0	2.9	6.0	1.2	0.1	29.5	49.4	36.0	85.7

	2019 Season Highs	Career Highs	Playoff Career Highs
PTS	32	43, vs TUL 7/3/15	32, @NYL 9/10/17
REB	8	9, @CON 8/6/13	6, vs PHO 9/23/13
AST	11	11, vs IND 8/8/19	10, @CON 10/6/19
STL	4	4, three times	5, @CHI 10/4/16
BLK	1	2, four times	1, four times
FGM	11	15, vs TUL 7/3/15	10, @NYL 9/10/17
3FGM	5	7, three times	9, @NYL 9/10/17
FTM	5	14, vs TUL 6/20/12	10, vs SAS 9/27/12
MINS	39:09	44, vs TUL 6/8/13	40, 8/31/18



GAME BY GAME STATS

Date	Opponent	MINS	FG-A	PGT	3PM-A	PGT	FTM-A	PGT	OFF	DEF	TOT	AST	STL	BLK	TO	PF	PTS
5/14	vs DAL																
5/21	@ LVA																
5/28	@CHI																
5/30	@CHI																
6/1	@DAL																
6/3	vs IND																
6/5	vs CHI																
6/10	@WAS																
6/12	@MIN																
6/16	vs PHO																
6/18	vs PHO																
6/20	vs NYL																
6/24	vs WAS																
6/26	@PHO																
6/30	vs LVA																
7/2	vs LVA																
7/4	vs SEA																
7/7	@SEA																
7/11	vs MIN																
8/15	vs IND																
8/17	vs ATL																
8/19	vs ATL																
8/22	@NYL																
8/24	@WAS																
8/26	@CON																
8/28	@CON																
8/31	@IND																
9/2	@MIN																
9/9	vs CON																
9/12	vs SEA																
9/16	@ATL																
9/19	@DAL																

Total —

#22	ARELLA GUIRANTES	GUARD	5-11	10/15/97	RUTGERS	1ST SEASON
-----	------------------	-------	------	----------	---------	------------

2021 Regular Season Averages:

[illegible]

	2021 Season Highs	Career Highs	Playoff Career Highs
PTS	—	—	—
REB	—	—	—
AST	—	—	—
STL	—	—	—
BLK	—	—	—
FGM	—	—	—
3FGM	—	—	—
FTM	—	—	—
MINS	—	—	—



GAME BY GAME STATS

[illegible]

2020 Regular Season Averages:

G-GS	PPG	RPG	APG	SPG	BPG	MPG	FG%	3FG%	FT%
18-18	13.3	4.8	1.7	1.1	0.2	26.4	56.9	50	83.7

	2020 Season Highs	Career Highs	Playoff Career Highs
PTS	24	38, vs ATL 6/30/16	27, vs CHI 9/28/16
REB	8	20, @ IND 7/12/12	14, vs PHO 9/19/13
AST	5	8, two times	6, vs CHI 9/28/16
STL	3	6, two times	4, @ CHI 10/4/16
BLK	1	5, vs ATL 6/30/16	3, @ CHI 10/4/16
FGM	11	13, two times	11, vs CHI 9/28/16
3FGM	2	5, vs WAS 7/7/19	2, vs MIN 10/14/16
FTM	10	14, vs WAS 9/3/15	7, two times
MINS	39:15	46:59, @ CHI 8/18/17	37:59, @ MIN 1 9/18/15



GAME BY GAME STATS

Date	Opponent	MINS	FG-A	PCI	3PM-A	PCI	FTM-A	PCI	QFF	DEF	TOI	AST	STL	BLK	TQ	PF	PTS
5/14	vs DAL																
5/21	@ LVA																
5/28	@CHI																
5/30	@CHI																
6/1	@DAL																
6/3	vs IND																
6/5	vs CHI																
6/10	@WAS																
6/12	@MIN																
6/16	vs PHO																
6/18	vs PHO																
6/20	vs NYL																
6/24	vs WAS																
6/26	@PHO																
6/30	vs LVA																
7/2	vs LVA																
7/4	vs SEA																
7/7	@SEA																
7/11	vs MIN																
8/15	vs IND																
8/17	vs ATL																
8/19	vs ATL																
8/22	@NYL																
8/24	@WAS																
8/26	@CON																
8/28	@CON																
8/31	@IND																
9/2	@MIN																
9/9	vs CON																
9/12	vs SEA																
9/16	@ATL																
9/19	@DAL																

Total —

2020 Regular Season Averages:

G-GS	PPG	RPG	APG	SPG	BPG	MPG	FG%	3FG%	FT%
18-4	4.9	1.8	1.1	0.7	0.3	16.2	35.7	33.3	66.7

	2020 Season Highs	Career Highs	Playoff Career Highs
PTS	12	20, vs SAS 9/13/16	21, vs SEA 9/21/16
REB	5	7, two times	7, vs SEA 9/21/16
AST	4	5, two times	3, two times
STL	2	5, vs PHO 9/6/16	3, vs WAS 10/6/19
BLK	2	2, two times	1, two times
FGM	5	9, vs PHO 9/6/16	7, vs SEA 9/21/16
3FGM	3	3, four times	2, vs SEA 9/21/16
FTM	2	7, two times	5, vs SEA 9/21/16
MINS	30:53	38:19, vs LAS 5/27/17	40:00, vs SEA 9/21/16



GAME BY GAME STATS

Date	Opponent	MINS	FG-A	PCT	3PM-A	PCT	FTM-A	PCT	OFF	DEF	TOT	AST	STL	BLK	TO	PF	PTS
5/14	vs DAL																
5/21	@ LVA																
5/28	@CHI																
5/30	@CHI																
6/1	@DAL																
6/3	vs IND																
6/5	vs CHI																
6/10	@WAS																
6/12	@MIN																
6/16	vs PHO																
6/18	vs PHO																
6/20	vs NYL																
6/24	vs WAS																
6/26	@PHO																
6/30	vs LVA																
7/2	vs LVA																
7/4	vs SEA																
7/7	@SEA																
7/11	vs MIN																
8/15	vs IND																
8/17	vs ATL																
8/19	vs ATL																
8/22	@NYL																
8/24	@WAS																
8/26	@CON																
8/28	@CON																
8/31	@IND																
9/2	@MIN																
9/9	vs CON																
9/12	vs SEA																
9/16	@ATL																
9/19	@DAL																

Total —

2020 Regular Season Averages:

G-GS	PPG	RPG	APG	SPG	BPG	MPG	FG%	3FG%	FT%
—	—	—	—	—	—	—	—	—	—

	2020 Season Highs	Career Highs	Playoff Career Highs
PTS	—	—	—
REB	—	—	—
AST	—	—	—
STL	—	—	—
BLK	—	—	—
FGM	—	—	—
3FGM	—	—	—
FTM	—	—	—
MINS	—	—	—



GAME BY GAME STATS

Date	Opponent	MINS	FG-A	PGT	3PM-A	PGT	FTM-A	PGT	QFF	DEF	TOT	AST	STL	BLK	TO	PF	PTS
5/14	vs DAL																
5/21	@ LVA																
5/28	@CHI																
5/30	@CHI																
6/1	@DAL																
6/3	vs IND																
6/5	vs CHI																
6/10	@WAS																
6/12	@MIN																
6/16	vs PHO																
6/18	vs PHO																
6/20	vs NYL																
6/24	vs WAS																
6/26	@PHO																
6/30	vs LVA																
7/2	vs LVA																
7/4	vs SEA																
7/7	@SEA																
7/11	vs MIN																
8/15	vs IND																
8/17	vs ATL																
8/19	vs ATL																
8/22	@NYL																
8/24	@WAS																
8/26	@CON																
8/28	@CON																
8/31	@IND																
9/2	@MIN																
9/9	vs CON																
9/12	vs SEA																
9/16	@ATL																
9/19	@DAL																

Total —