

LOS ANGELES SPARKS 2020 GAME NOTES



Los Angeles Sparks (0-0) at Phoenix Mercury (0-0)

July 25, 2020

Bradenton, FL | 12:00 pm (PT) | ABC

Season Opener | Theme Night: Black Lives Matter



REGULAR SEASON SCHEDULE

Date	Opponent	Time/Result	Record
7/25	at Phoenix	12:00 pm	--
7/28	at Chicago	5:00 pm	--
7/30	CONNECTICUT	7:00 pm	--
8/1	at Seattle	5:00 pm	--
8/5	INDIANA	7:00 pm	--
8/7	at Las Vegas	6:00 pm	--
8/9	MINNESOTA	4:00 pm	--
8/11	NEW YORK	6:00 pm	--
8/13	at Washington	4:00 pm	--
8/15	at Indiana	1:00 pm	--
8/19	PHOENIX	7:00 pm	--
8/21	at Atlanta	4:00 pm	--
8/23	DALLAS	3:00 pm	--
8/26	at Minnesota	5:00 pm	--
8/28	at Connecticut	5:00 pm	--
8/30	ATLANTA	5:00 pm	--
9/2	at Dallas	5:00 pm	--
9/4	SEATTLE	7:00 pm	--
9/6	CHICAGO	5:00 pm	--
9/8	at New York	4:00 pm	--
9/10	WASHINGTON	7:00 pm	--
9/12	LAS VEGAS	5:00 pm	--

*all times listed are Pacific Standard Time

PLAYER UPDATES

NUM.	PLAYER	POS.	UPDATE
21	Marie Göllich	C	OUT (ankle)

PRONUNCIATION

PLAYER/COACH	PRONUNCIATION
Seimone Augustus	seh-MOAN
Kristine Anigwe	ahh-nihg-WAY
Te'a Cooper	TAY-uh
Marie Göllich	GOO-ish
Nneka Ogwumike	NEH-kuh Oh-gwoo-MIH-kay
Tierra Ruffin-Pratt	tee-AIR-rah
Sydney Wiese	WEECE (rhymes with Reese)
Riquna Williams	rih-QUAN-uh
Assistant Coach Latricia Trammell	TRAM-uhl

CONTACT INFORMATION

Eli Horowitz

Director, Public Relations and Communications
ehorowitz@la-sparks.com
(847) 644-9932



@LA_Sparks



@LASparks



Los Angeles Sparks

Natalie Gilmore

Coordinator, Public Relations and Communications
ngilmore@la-sparks.com

LAST SEASON STARTERS

G	12	CHELSEA GRAY					5'11"	170 LBS							
GP/GS	34/34	PPG	14.5	RPG	3.8	APG	5.9	SPG	0.9	FG%	41.6	3FG%	38.2	MPG	32.6

G	2	RIQUA WILLIAMS					5'7"		165 LBS						
GP/GS	23/14	PPG	12.3	RPG	2.6	APG	1.6	SPG	1.1	FG%	38.4	3FG%	39.1	MPG	25.8

G/F	10	TIERRA RUFFIN-PRATT				5'11"	180 LBS		
GP/GS	34/33	PPG 6.0	RPG 2.4	APG 1.7	SPG 0.7	FG% 36.7	3FG% 34.2	MPG 25.2	

F/C	3	CANDACE PARKER					6'4"	175 LBS	
GP/GS	22/22	PPG 11.2	RPG 6.4	APG 3.5	SPG 1.0	FG% 42.2	3FG% 26.7	MIN 26.0	

F	30	NNEKA OGWUMIKE			6'2"	174 LBS		
GP/GS	32/32	PPG 16.1	RPG 8.8	APG 1.8	SPG 1.8	FG% 51.0	3FG% 33.8	MPG 27.9

MATCHUP NOTES

The Los Angeles Sparks kick off the shortened WNBA season against the Phoenix Mercury on Saturday in Bradenton, Florida Home of the IMG Academy. The opening weekend of games will honor the Black Lives Matter movement. Players will wear Breonna Taylor's name on the back of their uniforms. The Sparks recently launched Change Has No Offseason, a social justice campaign focused on combatting systemic racism and sexism.

Derek Fisher begins his second season as Sparks head coach while Nneka Ogwumike, Candace Parker, and Chelsea Gray are in search of their second WNBA Championship and the organization's fourth. The Sparks add new faces in Seimone Augustus, Brittney Sykes, Marie Göllich, Kristine Anigwe, Te'a Cooper, and Reshanda Gray. Phoenix lost DeWanna Bonner and added Skylar Diggins-Smith and Bria Hartley to a roster that saw a lot of change in the offseason. Diana Taurasi will also return from a back injury that kept her out of all but six games last season. Los Angeles owned a 2-1 series record over Phoenix in 2019 and went 22-12 overall, 15-2 at home.

MILESTONE WATCH

PLAYER	MILESTONE (CURRENT)
Candace Parker	5500 points (5360)
	1300 assists (1230)
	3000 rebounds (2688)
	550 blocks (518)
	500 steals (420)
Nneka Ogwumike	4500 points (4079)
	2000 rebounds (1934)
	500 assists (467)
	200 blocks (173)
	400 steals (386)
Chelsea Gray	2000 points (1929)
	700 assists (691)
	500 rebounds (493)
Seimone Augustus	6000 points (5881)
	1200 rebounds (1191)
	900 assists (886)
	300 steals (268)

MERCURY PROBABLE STARTERS

C Brittney Griner
G Diana Taurasi
G Skylar Diggins-Smith
G Bria Hartley
F Brianna Turner

HEAD COACH: Sandy Brondello

AP PRESEASON POWER POLL

Week 1	Total Points	High	Low
1 Seattle	192	1	1
2 Los Angeles	170	2	4
3 Phoenix	143	3	6
4 Vegas	130	2	8
5 Chicago	127	2	8
6 Connecticut	125	2	7
7 Washington	105	2	11
8 Minnesota	81	6	10
9 Indiana	58	8	12
10 Dallas	50	7	12
11 Atlanta	40	9	12
12 New York	27	9	12

THE BIG THREE

Two-Time MVP (2008, 2013) Candace Parker, 2016 MVP Nneka Ogumike (2016) and 2019 First Team All-WNBA guard Chelsea Gray look to lead the LA Sparks to their second championship with this nucleus and the franchise's fourth overall title.

In 2019, **Chelsea Gray** earned her third consecutive All-Star selection and topped it off with First Team All-WNBA honors. On July 8, 2019, Gray recorded the 8th triple-double in WNBA regular season history. Known for her clutch baskets and no-look passes, Gray, nicknamed Point Gawd, will look to lead the Sparks back to the Finals for the first time since 2017. Last season Gray averaged 14.9 points, 5.9 assists and 3.8 rebounds per game.

Nneka Ogumike is not only a former MVP on the court, but has been called the current MVP of the league before the games even start. As WNBA President, Ogumike helped negotiate a new Collective Bargaining Agreement announced on January 14, 2020, which triples average player compensation and secured several benefits, including full maternity leave for players. Ogumike was instrumental in coordinating the WNBA plan for a 22-game season at IMG Academy in Bradenton, Florida. Now, Ogumike takes the court looking to continue a career marked by elite consistency with career averages of 16.4 points and 7.8 rebounds per game, while shooting at a historically efficient rate of 55.1%.

Candace Parker is focused on earning her second WNBA title to go along with two titles won at the University of Tennessee (2007, 2008). The future Hall-of-Famer has also made an incredible mark off the court as a full-time NBA analyst with Turner Sports, appearing on TNT, NBA TV and the Ledlow & Parker podcast. For her career, Parker has averaged 17 points, 8.5 rebounds, 3.9 assists, 1.6 blocks, and 1.3 steals per game.

RETURNERS

Riquna "Bay" Williams returns as the fourth Sparks player to average double-digit scoring last season when she scored 12.3 points per game while shooting 38.4% on 3-pointers. The Sparks also return defensive stalwart **Tierra Ruffin-Pratt** and combo guard **Sydney Wiese**.

NEWCOMERS

The legendary **Seimone Augustus** brings her talents to the Sparks after 14 seasons and four titles with the Minnesota Lynx. The savvy vet has averaged 15.9 points per game on 48% shooting for her career. Athletic wing **Brittney Sykes** also joins the Sparks after she was acquired, along with former Pac-12 Defensive Player of the Year **Marie Göllich**, in an offseason trade with the Atlanta Dream. Other newcomers include rookie **Te'a Cooper**, coming off an impressive run at Baylor University, efficient rebounder **Reshanda Gray**, and **Kristine Anigwe**, a 2019 first-round pick.

LEADERSHIP

Head Coach Derek Fisher enters his second season with the Sparks coming off an impressive debut campaign, leading the Sparks to a 22-12 record and the WNBA Semifinals. Fisher accomplished this in his first season in the WNBA despite key players including Candace Parker, Alana Beard, Maria Vadeeva and Riquna Williams missing a combined 74 games.

President & COO Danita Johnson begins her second season overseeing all business operations. In her first year, the LA Sparks won the 2019 Business Franchise of the Year and took the top honors for Marketing Performance and Ticket Sales. Johnson brings 15 years of experience in the WNBA, NBA and NBA G League.

MISSING FROM ACTION

The Sparks will be without **Chiney Ogumike**, **Kristi Toliver** and **Maria Vadeeva** in 2020.

2020 LOS ANGELES SPARKS ROSTER

NUM.	PLAYER	POS.	HT.	YRS OF EXP.	DOB	COLLEGE
1	Reshanda Gray	F	6'2"	3	06/10/93	California
2	Riquna Williams	G	5'7"	7	05/28/90	Miami (Fla.)
3	Candace Parker	F/C	6'4"	12	04/19/86	Tennessee
4	Te'a Cooper	G	5'8"	1	04/16/97	Baylor
10	Tierra Ruffin-Pratt	G	5'11"	7	04/11/91	North Carolina
12	Chelsea Gray	G	5'11"	5	10/08/92	Duke
15	Brittney Sykes	G	5'9"	3	02/07/94	Syracuse
21	Marie Göllich	C	6'5"	2	05/28/94	Oregon State
24	Sydney Wiese	G	6'0"	3	06/16/95	Oregon State
30	Nneka Ogumike	F	6'2"	8	07/02/90	Stanford
31	Kristine Anigwe	F/C	6'4"	1	03/31/97	California
33	Seimone Augustus	G/F	6'0"	14	04/30/84	Louisiana State

2020 LA SPARKS TEAM



RESHANDA GRAY

Position: F
Height: 6'2"
DOB: 6/1/93
College: Cal-Berkeley



RIQUANA WILLIAMS

Position: G
Height: 5'7"
DOB: 5/28/90
College: Miami



CANDACE PARKER

Position: F/C
Height: 6'4"
DOB: 4/19/86
College: Tennessee



TE'A COOPER

Position: G
Height: 5'8"
DOB: 4/16/97
College: Baylor



TIERRA RUFFIN-PRATT

Position: G/F
Height: 5'11"
DOB: 4/11/91
College: North Carolina



CHELSEA GRAY

Position: G
Height: 5'11"
DOB: 10/8/92
College: Duke



BRITTNEY SYKES

Position: G
Height: 5'9"
DOB: 2/7/94
College: Syracuse



MARIE GULICH

Position: C
Height: 6'5"
DOB: 5/28/94
College: Oregon State



SYDNEY WIESE

Position: G
Height: 6'0"
DOB: 6/16/95
College: Oregon State



NNEKA OGUMIKE

Position: F
Height: 6'2"
DOB: 7/2/90
College: Stanford



KRISTINE ANIGWE

Position: F
Height: 6'4"
DOB: 3/31/97
College: Cal-Berkeley



SEIMONE AUGUSTUS

Position: G/F
Height: 6'0"
DOB: 4/30/84
College: LSU

COACHING STAFF



DEREK FISHER

HEAD COACH



LATRICA TRAMMELL

ASSISTANT COACH




KARI KORVER

ASSISTANT COACH



COURTNEY WATSON

**DIRECTOR OF
SPORTS MEDICINE/
HEAD ATHLETIC
TRAINER**



TERRANCE GAINES

**TEAM MASSAGE
THERAPIST**



THOMAS ARCHIE

**BASKETBALL
OPERATIONS/
SCOUT**



MICHAEL FISCHER

**ASSISTANT
GENERAL
MANAGER**

WOMEN'S NATIONAL BASKETBALL ASSOCIATION

OFFICIAL SCORER'S REPORT
FINAL BOX

Thursday, August 8, 2019 Staples Center, Los Angeles, CA

Officials: #42 Roy Gulbeyan, #44 Janetta Graham, #35 John Butler

Game Duration: 1:53

Attendance: 10345

VISITOR: Phoenix Mercury (11-11)

	POS	MIN	FG	FGA	3P	3PA	FT	FTA	OR	DR	TOT	A	PF	ST	TO	BS	+/-	PTS
24 DeWanna Bonner	F	30:57	2	11	0	5	6	7	0	5	5	1	4	1	2	3	-12	10
21 Brianna Turner	F	22:39	1	6	0	0	2	2	8	6	14	0	1	0	1	1	-14	4
42 Brittney Griner	C	33:00	10	17	0	0	7	9	1	5	6	0	1	1	1	1	-7	27
6 Yvonne Turner	G	30:41	2	10	2	6	2	2	1	6	7	5	2	1	4	0	-5	8
5 Leilani Mitchell	G	33:09	6	11	4	7	3	3	0	2	2	5	3	0	3	0	-10	19
9 Sophie Cunningham		18:35	0	2	0	1	4	4	0	0	0	0	4	0	1	0	-1	4
20 Camille Little		18:44	1	2	0	1	0	0	0	1	1	2	2	0	1	0	-4	2
0 Asia Taylor		05:25	0	2	0	0	0	0	3	0	3	1	0	0	0	0	5	0
1 Arica Carter		06:50	0	2	0	2	0	0	0	0	0	1	0	1	1	0	-2	0
17 Essence Carson	DND - Injury/Illness - Calf																	
12 Briann January	NWT - Injury/Illness - Foot																	
31 Sancho Lyttle	NWT - Injury/Illness - Knee																	
11 Alanna Smith	NWT - Injury/Illness - Ankle																	
3 Diana Taurasi	DND - Injury/Illness - Back																	
200:00			22	63	6	22	24	27	13	25	38	15	17	4	14	5	-10	74
			34.9%		27.3%		88.9%		TM REB: 6		TOT TO: 16 (20 PTS)							

HOME: LOS ANGELES SPARKS (14-8)

	POS	MIN	FG	FGA	3P	3PA	FT	FTA	OR	DR	TOT	A	PF	ST	TO	BS	+/-	PTS
10 Tierra Ruffin-Pratt	F	31:27	1	4	1	2	0	0	0	3	3	2	3	1	1	1	12	3
30 Nneka Ogumike	F	27:17	9	13	2	4	4	4	2	5	7	3	3	2	1	0	11	24
3 Candace Parker	C	29:11	3	8	1	3	5	7	1	10	11	6	1	0	2	1	18	12
24 Sydney Wiese	G	29:23	4	4	3	3	1	1	0	0	0	2	1	1	0	0	14	12
12 Chelsea Gray	G	34:04	4	13	0	3	2	3	0	3	3	5	2	2	5	0	7	10
13 Chiney Ogumike		11:20	1	5	0	0	0	0	1	1	2	0	5	2	2	0	-4	2
1 Alexis Jones		13:34	3	4	1	1	0	0	1	1	2	3	1	0	1	0	1	7
7 Maria Vadeeva		11:09	2	4	1	2	0	0	0	1	1	0	3	0	1	0	-3	5
5 Marina Mabrey		12:35	4	8	1	5	0	0	0	1	1	1	2	0	0	0	-6	9
0 Alana Beard	DND - Injury/Illness - Hamstring																	
21 Kalani Brown	DNP - Coach's decision																	
2 Riquna Williams	NWT - Suspended																	
200:00			31	63	10	23	12	15	5	25	30	22	21	8	13	2	10	84
			49.2%		43.5%		80%		TM REB: 5		TOT TO: 14 (11 PTS)							

SCORE BY PERIOD	1	2	3	4	FINAL
Mercury	15	17	16	26	74
SPARKS	25	19	18	22	84

Inactive: Mercury -

Inactive: Sparks -

Points in the Paint: Mercury 26 (13/30), SPARKS 38 (19/32) Biggest Lead: Mercury 0, SPARKS 22

2nd Chance Points: Mercury 10 (4/10), SPARKS 1 (0/5) Lead Changes: 0

Fast Break Points: Mercury 9 (4/4), SPARKS 10 (5/6) Times Tied: 0

Technical fouls - Individual

Mercury (2): Taurasi 0:55 1st, Brondello 5:07 2nd

SPARKS (0): NONE

Technical fouls - Defensive Three Seconds

Mercury (0): NONE

SPARKS (1): Mabrey 9:23 2nd

HISTORY AGAINST PHOENIX

Regular Season Statistics

Regular Season Game-By-Game (51-35)

All-Time Record vs. PHX Overall 51-35 Home 29-14 Road 22-21	Current Streak Won 1 Current Home Streak Won 7 Current Road Streak Lost 1	7/13/97 Pho L 56-57 0-1 7/25/97 @Pho W 86-83 (OT) 1-1 8/18/97 Pho W 75-66 2-1 8/24/97 @Pho L 68-73 (OT) 2-2 6/14/98 @Pho L 60-70 2-3 7/13/98 @Pho L 62-72 2-4 7/23/98 Pho W 70-68 3-4 7/30/98 Pho W 71-56 4-4 7/7/99 @Pho W 67-61 5-4 7/11/99 Pho W 67-58 6-4 7/17/99 @Pho L 76-84 6-5 7/21/99 Pho W 84-63 7-5 6/10/00 Pho W 76-57 8-5 7/21/00 @Pho W 74-68 9-5 8/5/00 @Pho W 77-63 10-5 7/5/01 Pho W 73-50 11-5 7/11/01 @Pho W 75-61 12-5 8/8/01 Pho W 79-67 13-5 6/25/02 Pho W 89-66 14-5 6/28/02 @Pho W 84-72 15-5 8/13/02 @Pho W 63-56 16-5 6/21/03 @Pho W 54-48 17-5 7/15/03 Pho W 80-77 (OT) 18-5 7/24/03 Pho W 82-65 19-5 8/8/03 @Pho W 67-64 20-5 6/18/04 @Pho W 76-74 21-5 7/7/04 Pho W 73-71 22-5 9/8/04 @Pho L 58-72 22-6 9/14/04 Pho W 73-60 23-6 6/8/05 Pho L 63-66 23-7 7/2/05 Pho W 86-63 24-7 7/26/05 @Pho L 60-77 24-8 6/13/06 Pho W 98-84 25-8 6/30/06 Pho W 85-83 26-8 7/14/06 @Pho W 95-85 27-8 8/5/06 @Pho L 80-96 27-9 7/20/07 @Pho W 87-77 28-9 8/7/07 Pho L 93-96 28-10 8/11/07 @Pho L 83-100 28-11 5/17/08 @Pho W 99-94 29-11 6/6/08 Pho L 79-85 29-12 7/6/08 Pho W 91-80 30-12 7/17/08 @Pho L 92-99 30-13 6/19/09 @Pho L 80-89 30-14	7/5/09 Pho L 89-104 30-15 8/27/09 Pho L 90-98 30-16 9/13/09 @Pho W 81-78 31-16 5/15/10 @Pho L 77-78 31-17 6/4/10 @Pho L 89-90 31-18 6/8/10 Pho W 92-91 32-18 7/6/10 Pho L 89-98 32-19 8/17/10 Pho L 84-90 32-20 6/10/11 Pho W 98-84 33-20 7/5/11 @Pho L 82-101 33-21 8/12/11 Pho W 93-90 (OT) 34-21 9/3/11 @Pho L 77-93 34-22 5/26/12 @Pho W 99-88 35-22 6/8/12 Pho W 90-74 36-22 6/23/12 @Pho W 93-84 37-22 7/10/12 @Pho W 90-71 38-22 9/18/12 Pho W 101-76 39-22 6/14/13 @Pho L 81-97 39-23 7/14/13 @Pho W 88-76 40-23 7/18/13 Pho L 84-90 40-24 9/15/13 Pho W 89-55 41-24 5/18/14 Pho L 69-74 41-25 7/6/14 Pho L 89-94 41-26 7/24/14 Pho L 73-93 41-27 7/29/14 @Pho L 69-90 41-28 8/16/14 @Pho L 69-76 41-29 7/5/15 Pho L 94-91 (OT) 41-30 7/21/15 Pho W 70-65 42-30 8/21/15 @Pho W 78-68 43-30 9/11/15 @Pho L 70-65 43-31 6/17/16 Pho W 77-71 44-31 8/28/16 @Pho L 66-70 44-32 9/13/16 Pho W 90-85 45-32 5/30/17 @Pho W 90-75 46-32 8/4/17 Pho W 87-74 47-32 8/13/17 @Pho L 69-83 47-33 5/27/18 Pho W 80-72 48-33 8/5/18 Pho W 78-75 49-33 8/12/18 @Pho L 86-78 49-34 6/14/19 @Pho W 85-68 50-34 6/23/19 @Pho L 72-82 50-35 8/8/19 Pho W 84-74 51-35
		Fewest Points Allowed 48 (6/21/03) Largest Winning Margin 34 (9/15/13) Largest Losing Margin 21 (7/29/14)	
		Most Points Scored 101 (9/18/12) Fewest Points Scored 54 (6/21/03) Most Points Allowed 104 (7/5/09)	

2019 Sparks Regular Season Head-to-Head Stats vs. Mercury (Sparks Won, 2-1)

PLAYER	G-GS	MIN	FG-FGA	PCT	3FG-FGA	PCT	FT-FTA	PCT	OFF	DEF	TOT	AST	PF-DQ	STL	TO	BLK	PTS	AVG
N. Ogumike	3-3	88	20-37	0.541	3-9	0.333	8-8	1	8	20	28	8	12-1	3	6	0	51	17
Gray	3-3	96	14-42	0.333	4-13	0.308	6-7	0.857	0	9	9	21	6-1	4	8	0	38	12.7
Parker	2-2	58	6-18	0.333	3-7	0.429	9-11	0.818	2	20	22	9	2-1	0	4	1	24	12
Ruffin-Pratt	3-3	79	9-17	0.529	5-7	0.714	5-6	0.833	1	9	10	2	13-1	2	2	4	28	9.3
Williams	2-1	56	6-17	0.353	4-9	0.444	2-2	1	0	3	3	6	4-1	2	1	1	18	9
Wiese	2-2	45	6-6	1	3-3	1	1-1	1	0	1	1	4	2-1	1	1	0	16	8
C. Ogumike	3-1	50	11-21	0.524	0-0	---	0-1	0	4	5	9	0	11-1	3	4	0	22	7.3
Brown	1-1	21	3-6	0.5	0-0	---	0-0	---	2	3	5	0	4-1	0	2	1	6	6
Mabrey	3-1	39	8-16	0.5	2-10	0.2	0-0	---	2	4	6	4	3-1	2	0	1	18	6
Jones	3-1	37	6-10	0.6	2-2	1	1-2	0.5	1	2	3	4	3-1	0	3	0	15	5
Vadeeva	1-1	11	2-4	0.5	1-2	0.5	0-0	---	0	1	1	0	3-1	0	1	0	5	5
Beard	1-1	16	0-3	0	0-1	0	0-0	---	0	1	1	2	2-1	0	0	0	0	0
SPARKS	3	600	91-199	0.457	27-65	0.415	32-38	0.842	20	79	99	60	66-1	17	36	8	241	80.3
MERCURY	3	600	76-199	0.382	21-64	0.328	51-59	0.864	32	77	109	49	47-0	15	41	11	224	74.7

2019 TEAM BOX SCORE																	
DATE	OPPONENT	MIN	FG-A	PCT	3PM-A	PCT	FTM-A	PCT	OFF	DEF	TOI	AST	STL	BLK	TO	PF	PTS
5/26	@LV	200:0	28 - 77	36.4	5 - 13	38.5	9 - 13	69.2	10	30	40	17	9	8	14	22	70
5/31	CT	200:0	28 - 72	38.9	6 - 20	30.0	15 - 17	88.2	9	30	39	15	6	4	10	22	77
6/4	@NY	200:0	27 - 78	34.6	8 - 21	38.1	16 - 20	80.0	13	27	40	15	9	6	12	15	78
6/6	@CT	200:0	29 - 66	43.9	8 - 25	32.0	11 - 12	91.7	7	18	25	23	13	4	21	18	77
6/8	@MIN	200:0	32 - 74	43.2	9 - 25	36.0	16 - 17	94.1	12	21	33	18	13	5	16	21	89
6/14	@PHX	200:0	34 - 66	51.5	9 - 19	47.4	8 - 9	88.9	5	25	30	19	7	4	9	21	85
6/15	NY	200:0	39 - 84	46.4	8 - 23	34.8	6 - 7	85.7	12	30	42	22	5	3	14	22	92
6/18	WASH	200:0	19 - 66	28.8	3 - 19	15.8	11 - 18	61.6	10	28	38	10	9	1	26	12	52
6/21	@SEA	200:0	23 - 61	37.7	6 - 21	28.6	10 - 12	83.3	5	24	29	13	4	4	14	15	62
6/23	@PHX	200:0	26 - 70	37.1	8 - 23	34.8	12 - 14	85.7	10	29	39	19	2	2	10	24	72
6/27	LV	200:0	32 - 75	42.7	8 - 18	44.4	14 - 15	93.3	8	31	39	17	11	6	14	13	86
6/30	CHI	200:0	35 - 71	49.3	10 - 24	41.7	14 - 15	92.3	10	26	36	21	8	6	14	15	94
7/7	WASH	200:0	36 - 74	48.6	16 - 31	51.6	10 - 12	83.3	7	32	39	24	4	5	6	15	98
7/9	@DAL	200:0	26 - 71	36.6	4 - 19	21.1	6 - 7	85.7	17	19	36	16	6	4	21	12	62
7/12	@IND	200:0	34-78	43.6	7-22	31.8	15-17	88.2	13	18	31	23	16	2	12	13	90
7/14	@ATL	205:0	30 - 87	34.5	6 - 26	23.1	10 - 12	83.3	16	27	43	17	8	6	5	17	76
7/18	DAL	200:0	23 - 60	38.3	4 - 12	33.3	19 - 21	90.5	8	23	31	13	9	1	11	14	69
7/20	@NY	200:0	28 - 65	43.1	10 - 25	40.0	12 - 16	75.0	5	21	26	18	7	6	11	27	78
7/23	@ATL	200:0	28 - 65	43.1	9 - 19	47.4	13 - 15	86.7	11	27	38	22	10	5	13	16	78
8/1	LV	200:0	30 - 71	42.3	9 - 26	34.6	7 - 7	100.0	5	28	33	19	7	7	12	18	76
8/4	SEA	200:0	32-61	52.5	6-20	30.0	13-15	86.7	5	26	31	23	10	5	16	12	83
8/8	PHO	200:0	31-63	49.2	10 - 23	43.5	12-15	80.0	5	25	30	22	8	2	13	21	84
8/11	CHI	200:0	32 - 70	45.7	7 - 20	35.0	13-15	86.7	8	25	33	18	10	1	23	20	84
8/14	@DAL	200:0	30 - 68	44.1	5-18	27.8	13-14	92.9	4	23	27	16	6	4	15	19	78
8/16	@CHI	200:0	30-71	42.3	4-17	23.5	17-20	85.0	7	20	27	21	10	2	13	23	81
8/20	MIN	200:0	29-60	48.3	7-19	36.8	16-20	80.0	7	26	33	14	10	1	16	15	81
8/22	IND	200:0	38 - 76	50.0	6 - 20	30.0	16 - 23	69.6	10	31	41	27	10	4	13	18	98
8/25	CT	200:0	31-64	48.4	9-24	37.5	13-13	100.0	3	23	26	19	7	2	14	19	84
8/27	@WASH	200:0	23-67	34.3	3-21	14.3	17-22	77.3	12	21	33	12	7	0	15	18	66
8/29	@IND	200:0	35-72	48.6	10-16	62.5	7-9	77.8	5	22	27	19	6	4	11	29	87
8/31	@LV	200:0	31-77	40.3	10-28	35.7	14-17	82.4	4	23	27	19	3	2	4	20	86
9/3	ATL	200:0	27-66	40.9	3-17	17.6	13-16	81.3	14	33	47	15	6	7	18	24	70
9/5	SEA	200:0	41-75	54.7	3-17	17.6	17-21	81.0	10	33	43	26	10	2	8	12	102
9/8	MIN	200:0	34-67	50.7	6-19	31.6	3-3	100.0	7	25	32	22	12	4	14	13	77
Totals	-	6825	1031-2388	43.2	242-710	34.1	418-499	83.8	294	870	1164	634	278	129	458	615	2722

2019 REGULAR SEASON SUPERLATIVES

LOS ANGELES SPARKS HIGHS

Points, Game.....102 vs. Seattle 9/5
 Points, First Half.....51 vs. Washington 7/7
 Points, Second Half..... 55 vs. Indiana 8/22
 Points, 1Q.....29 vs. Washington 7/7
 Points, 2Q.....31 vs. NY 6/15, vs. MN 8/20
 Points, 3Q.....31 @ Indiana 7/12
 Points, 4Q.....32 @ Atlanta 7/23
 Points, Overtime.....12 @ Atlanta 7/14

Field Goals Made.....41 vs. Seattle 9/5
 Field Goals Att.....87 @ Atlanta 7/14
 Field Goal Percentage...54.7% vs. SEA 9/5
 3FG Made.....16 vs. Washington 7/7
 3FG Att..... 31 vs. Washington 7/7
 3FG Percentage.....51.6 % vs. Washington 7/7
 Free Throws Made.....17 @ Chicago 8/16, @ WASH 8/27, vs SEA 9/5
 Free Throws Att..... 23 vs. Indiana 8/22
 FT Percentage.....100% vs Las Vegas 8/1, vs CT 8/25, vs MN 9/8

Offensive Rebounds.....17 @ Dallas 7/9
 Defensive Rebounds....33 vs. ATL 9/3, vs. SEA 9/5
 Total Rebounds.....47 vs ATL 9/3
 Assists.....27 vs. Indiana 8/22
 Steals.....16 vs. Indiana 7/12
 Turnovers.....26 vs. Washington 6/18
 Blocked Shots..... 8 @ Las Vegas 5/26
 Personal Fouls.....29 @ Indiana 8/29

OPPONENT HIGHS

Points, Game..... 98 vs. New York 6/15
 Points, First Half..... 54 @ WASH 8/27
 Points, Second Half.....56 @ Las Vegas 8/31
 Points, 1Q.....33 @ WASH 8/27
 Points, 2Q.....31 vs. New York 6/1
 Points, 3Q.....27 @ MN 6/8, @ WASH 8/27
 Points, 4Q.....34 @ Las Vegas 8/31
 Points, Overtime.....7 @ Atlanta 7/14

Field Goals Made.....36 @ Connecticut 6/6
 Field Goals Att.....76 @ Atlanta 7/14
 Field Goal Percentage...47.8 % @ Chicago 8/16
 3FG Made.....14 vs. WSH 6/18, @ SEA 6/21
 3FG Att.....35 @ WASH 8/27
 3FG Percentage.....72.7% @ New York 7/20
 Free Throws Made.....29 @ Indiana 8/29
 Free Throws Att.....39 @ New York 7/20
 FT Percentage.....100.0% @PHX 6/14,@DAL 7/9, vs SEA 8/4

LOS ANGELES SPARKS LOWS

-Points, Game.....52 vs. Washington 6/18
 -Points, First Half.....27 vs. Washington 6/18
 -Points, Second Half.....25 vs. Washington 6/18
 -Points, 1Q.....10 vs. Washington 6/18
 -Points, 2Q.....8 @ Las Vegas 5/26
 -Points, 3Q.....10 @ Seattle 6/21, @ WASH 8/27
 -Points, 4Q...13 vs. DAL 7/18, vs. LV 8/1, vs. SEA 8/4, vs. MN 8/20
 -Points, Overtime.....12 @Atlanta 7/14

-Field Goals Made.....19 vs. Washington 6/18
 -Field Goals Att..... 61 @ SEA 6/21, vs. SEA 8/4
 -Field Goal Percentage....28.8% vs. Washington 6/18
 -3FG Made.....3 vs. WASH 6/18, @ WASH 8/27, vs ATL 9/3, vs. SEA 9/5
 -3FG Att..... 13 @ Las Vegas 5/26
 -3FG Percentage.....14.3% @ WASH 8/27
 -Free Throws Made.....3 vs MN 9/8
 -Free Throws Att.....3 vs MN 9/8
 -FT Percentage.....61.1% vs. Washington 6/18

-Offensive Rebounds.....3, vs CT 8/25
 -Defensive Rebounds.....18 @ CT 6/6, @ IND 7/12
 -Total Rebounds.....25 @ Connecticut 6/6
 -Assists.....10 vs. Washington 6/18
 -Steals.....2 @ Phoenix 6/23
 -Turnovers.....4 @ Las Vegas 8/31
 -Blocked Shots.....0 @ WASH 8/27
 -Personal Fouls.....12 vs. WSH 6/18, @DAL 7/9, vs. SEA 8/4, vs. SEA 9/5

OPPONENT LOWS

-Points, Game.....60 vs. ATL 9/3
 -Points, First Half.....31 vs. Connecticut 5/31, Indiana 8/22
 -Points, Second Half.....25 vs ATL 9/3
 -Points, 1Q.....12 @ Atlanta 7/14
 -Points, 2Q.....11 vs. ATL 9/3
 -Points, 3Q..... 10 vs. ATL 9/3
 -Points, 4Q.....8 vs. Las Vegas 8/1
 -Points, Overtime..... 7 @ Atlanta 7/14

-Field Goals Made.....22 vs. Phoenix 8/8
 -Field Goals Att.....52 @ New York 7/20
 -Field Goal Percentage..30.8% vs Connecticut 5/31
 -3FG Made.....2 @ATL 7/14, @ATL 7/23
 -3FG Att.....11 @ New York
 -3FG Percentage.....9.5% @ Atlanta 7/23
 -Free Throws Made.....8 vs Connecticut 8/25, vs MN 9/8
 -Free Throws Att.....10 vs. Minnesota 8/20, vs MN 9/8
 -FT Percentage.....50% vs. Minnesota 8/20

#1	RESHANDA GRAY	FORWARD	6-2	6/1/93	CALIFORNIA	4TH SEASON
----	---------------	---------	-----	--------	------------	------------

2019 Regular Season Averages:

G-GS	PPG	RPG	APG	SPG	BPG	MPG	FG%	3FG%	FT%
34-10	5.2	5.2	0.5	0.5	0.2	15.3	47.3	50.0	56.5

	2019 Season Highs	Career Highs	Playoff Career Highs
PTS	13	22, vs DAL 7/22/16	--
REB	15	15, vs ATL 6/30/19	1, at CHI 9/25/16
AST	2	2, four times	--
STL	3	2, two times	--
BLK	1	2, two times	--
FGM	6	9, vs DAL 6/22/16	--
3FGM	1	1, vs MIN 6/22/19	--
FTM	4	6, two times	--
MINS	25	31, vs DAL 6/28/19	4, at CHI 9/25/16



GAME BY GAME STATS

[illegible]

#2	RIQUNA WILLIAMS	GUARD	5-7	05/28/90	MIAMI (FLA.)	7TH SEASON
----	-----------------	-------	-----	----------	--------------	------------

2019 Regular Season Averages:

G-GS	PPG	RPG	APG	SPG	BPG	MPG	FG%	3FG%	FT%
23 - 14	12.3	2.6	1.6	1.1	0.2	25.8	38.4	39.1	87.8

	2019 Season Highs	Career Highs	Playoff Career Highs
PTS	37	51, vs. SA 9/8/13	17, vs MIN 8/21/18
REB	5	9, vs. SEA 9/12/13	4, vs SEA 9/15/19
AST	4	6 (3 Times)	3, @ CT 9/17/19
STL	2	5 (3 Times)	2 (two times)
BLK	1	2 (5 Times)	--
FGM	10	17, SA 9/8/13	6, @ CT 9/17/19
3FGM	7	8, vs. SA 9/8/13	3 (two times)
FTM	10	18, at ATL 7/7/15	2, vs MIN 8/21/18 (Twice)
MINS	40	40, at ATL 7/14/19	28, @ CT 9/17/19



GAME BY GAME STATS

[illegible]

#3	CANDACE PARKER	FORWARD/CENTER	6-4	4/19/86	TENNESSEE	12TH SEASON
----	----------------	----------------	-----	---------	-----------	-------------

2019 Regular Season Averages:

G-GS	PPG	RPG	APG	SPG	BPG	MPG	FG%	3FG%	FT%
22 - 22	11.2	6.4	3.5	1.0	0.8	26.0	42.2	26.7	79.1

	2019 Season Highs	Career Highs	Playoff Career Highs
PTS	21	40, vs HOU 7/9/08	33, vs. MIN 10/7/12
REB	11	20, at SA 6/1/13	18, at PHO 9/25/09
AST	6	11, at WAS 6/15 /18	11, at PHO 9/17/17
STL	4	8, vs IND 8/18/15	5, vs. MIN 9/29/17
BLK	4	9, vs TUL 6/20/12	6, @ CT 9/17/19
FGM	9	15, vs HOU 7/9/08	14, vs. MIN 10/7/12
3FGM	3	5, Twice	3, at CHI 10/4/16 (4 Times)
FTM	6	14 vs. SEA 7/25/13	15, at CHI 10/4/16
MINS	31:52	48, Twice	40, at MIN 9/22/15 (4 Times)



GAME BY GAME STATS

[illegible]

#4	TE'A COOPER	GUARD	5-8	4/16/97	BAYLOR	R-SEASON
----	-------------	-------	-----	---------	--------	----------

2020 Regular Season Averages:

[illegible]

	2020 Season Highs	Career Highs	Playoff Career Highs
PTS	--	--	--
REB	--	--	--
AST	--	--	--
STL	--	--	--
BLK	--	--	--
FGM	--	--	--
3FGM	--	--	--
FTM	--	--	--
MINS	--	--	--



GAME BY GAME STATS

[illegible]

#10	TIERRA RUFFIN-PRATT	GUARD/FORWARD	5-11	04/11/91	NORTH CAROLINA	7TH SEASON
-----	---------------------	---------------	------	----------	----------------	------------

2019 Regular Season Averages:

G-GS	PPG	RPG	APG	SPG	BPG	MPG	FG%	3FG%	FT%
34-33	6.0	2.4	1.7	0.8	0.6	25.2	36.7	34.2	85.4

	2019 Season Highs	Career Highs	Playoff Career Highs
PTS	23	23, at ATL 7/23/19	17, at NY 9/22/15
REB	7	12, vs. SEA 6/27/17	9, at. NY 9/10/17
AST	5	6, six times	4 at NY 9/10/17 (3 times)
STL	4	4, two times	4, at NY 9/22/15
BLK	3	3, Three times	1, vs. SEA 9/12/18 (8 times)
FGM	7	8, two times	6, at NY 9/22/15
3FGM	6	6, at ATL 7/23/19	2, vs. SEA 9/12/18 (3 times)
FTM	5	9, vs. SAN 8/28/16	6, vs. MIN 9/17/17 (Twice)
MINS	37:10	40, vs. SEA 5/26/16	33, at NY 9/18/15



GAME BY GAME STATS

Date	Opponent	FG-A	PCT	3PM-A	PCT	FTM-A	PCT	OFF	DEF	TOT	AST	STL	BLK	TO	PF	PTS
7/25	@PHX															
7/28	@CHI															
7/30	CT															
8/1	@SEA															
8/5	IND															
8/7	@LV															
8/9	MIN															
8/11	NY															
8/13	@WAS															
8/15	@IND															
8/19	PHX															
8/21	@ATL															
8/23	DAL															
8/26	@MIN															
8/28	@CT															
8/30	ATL															
9/2	@DAL															
9/4	SEA															
9/6	CHI															
9/8	@NY															
9/10	WAS															
9/12	LV															

Totals

—

#12	CHELSEA GRAY	GUARD	5-11	10/8/92	DUKE	6TH SEASON
-----	--------------	-------	------	---------	------	------------

2019 Regular Season Averages:

G-GS	PPG	RPG	APG	SPG	BPG	MPG	FG%	3FG%	FT%
34-34	14.5	3.8	5.9	1.0	0.1	32.6	41.6	38.2	91.7

	2019 Season Highs	Career Highs	Playoff Career Highs
PTS	30	30, at IND 8/29/19	27, at MIN 9/24/17
REB	10	10, vs. WAS 7/7/19	6, vs. PHO 9/14/17
AST	13	13, vs WAS 7/7/19	9, vs. MIN 10/1/17
STL	5	6, at MN 5/20/18	3, at MIN 10/4/17 (Twice)
BLK	2	3, at Chi 6/17/18	2, vs. MIN 9/29/17
FGM	11	11 (two times)	10, at MIN 9/24/17
3FGM	7	7, at IND 8/29/19	4, at MIN 9/24/17 (3 times)
FTM	6	8 (two times)	6, at MIN 10/9/16
MINS	41:03	48, at CHI 8/18/17	38, vs. PHO 9/14/17



GAME BY GAME STATS

[illegible]

#15	BRITTNEY SYKES	GUARD	5-9	02/07/94	SYRACUSE	4TH SEASON
-----	----------------	-------	-----	----------	----------	------------

2019 Regular Season Averages:

G-GS	PPG	RPG	APG	SPG	BPG	MPG	FG%	3FG%	FT%
34-27	10.2	4.4	2.5	0.6	0.5	25.9	36.5	25.9	70.3

	2019 Season Highs	Career Highs	Playoff Career Highs
PTS	29	33, vs PHX 9/3/17	17, at WAS 8/31/18
REB	10	13, vs PHX 7/25/17	6, vs WAS 8/28/18
AST	6	7, vs IND 7/1/18	3, vs WAS 9/4/18
STL	2	2, seven times	2, two times
BLK	3	3, three times	1, vs WAS 8/28/18
FGM	8	12, vs PHX 9/3/17	6, three times
3FGM	4	4, two times	3, two times
FTM	10	12, vs WAS 7/19/17	2, two times
MINS	36:30	37:30, vs CT 8/15/17	28:20, at WAS 9/2/18



GAME BY GAME STATS


[illegible]

#21	MARIE GÜLICH	CENTER	6-5	5/28/94	OREGON STATE	3RD SEASON
-----	--------------	--------	-----	---------	--------------	------------

2019 Regular Season Averages:

G-GS	PPG	RPG	APG	SPG	BPG	MPG	FG%	3FG%	FT%
31-1	3.3	2.7	0.6	0.2	0.8	11.3	36.1	32.0	72.7

	2019 Season Highs	Career Highs	Playoff Career Highs
PTS	15	15, vs LVA 8/13/19	--
REB	12	12, vs LVA 8/13/19	--
AST	3	3, twice	--
STL	1	1, six times	--
BLK	3	3, vs. LAS 9/3/19	--
FGM	6	6, vs LVA 9/5/19	--
3FGM	2	2, twice	--
FTM	3	3, vs LVA 8/13/19	--
MINS	27:49	27:49, at LVA 8/13/19	--



GAME BY GAME STATS


[illegible]

#30	NNEKA OGWUMIKE	FORWARD	6-2	7/2/90	STANFORD	8TH SEASON
-----	----------------	---------	-----	--------	----------	------------

2019 Regular Season Averages:

G-GS	PPG	RPG	APG	SPG	BPG	MPG	FG%	3FG%	FT%
32-32	16.1	8.8	1.8	1.8	0.5	27.9	51.0	33.8	82.8

	2019 Season Highs	Career Highs	Playoff Career Highs
PTS	31	38 vs. ATL 6/30/16	27, vs. CHI 9/28/16
REB	15	20, at IND 7/12/12	14, vs. PHO 9/19/13
AST	5	8, Twice	6, vs. CHI 10/28/16
STL	6	6, Twice	4, at CHI 10/4/16
BLK	2	5 vs. ATL 6/30/16	3, at CHI 10/4/16
FGM	11	13, twice	11, vs. CHI 9/28/16
3FGM	5	5 vs. WAS 7/7/19	2, vs. MIN 10/14/16
FTM	9	14 vs. WAS, 9/3/15	7, vs. MIN 8/21/18(Twice)
MINS	36:35	47 vs. CHI 8/18/17	38, at MIN 9/18/15



GAME BY GAME STATS

[illegible]

#31	KRISTINE ANIGWE	FORWARD/CENTER	6-4	3/31/97	CAL BERKELEY	2ND SEASON
-----	-----------------	----------------	-----	---------	--------------	------------

2019 Regular Season Averages:

G-GS	PPG	RPG	APG	SPG	BPG	MPG	FG%	3FG%	FT%
27-0	2.4	2.4	0.2	0.3	0.3	9.3	32.4	--	68.8

	2019 Season Highs	Career Highs	Playoff Career Highs
PTS	8	8, vs NY 7/24/19	--
REB	9	9, twice	--
AST	2	2, vs WAS 8/31/19	--
STL	2	2, vs PHX 7/12/19	--
BLK	2	2, vs MIN 8/22/19	--
FGM	3	3, twice	--
3FGM	--	--	--
FTM	4	4, twice	--
MINS	26:19	26:19, @CT 9/4/19	--



GAME BY GAME STATS

[illegible]

#33	SEIMONE AUGUSTUS	GUARD/FORWARD	6-0	4/30/84	LOUISIANA STATE	15TH SEASON
-----	------------------	---------------	-----	---------	-----------------	-------------

2019 Regular Season Averages:

G-GS	PPG	RPG	APG	SPG	BPG	MPG	FG%	3FG%	FT%
12-7	3.8	0.6	1.3	0.4	0.1	13.0	31.3	16.7	75.0

	2019 Season Highs	Career Highs	Playoff Career Highs
PTS	8	39, vs SAC 7/29/07	36, vs ATL 5/10/11
REB	2	9, five times	8, vs ATL 5/10/11
AST	4	10, twice	7, 4 times
STL	2	4, vs LAS 7/3/08	3, four times
BLK	1	3, twice	2, three times
FGM	4	16, vs SAC 7/29/07	11, three times
3FGM	1	6, vs LAS 8/4/12	3, twice
FTM	2	14, vs SAS 7/9/06	13, vs ATL 5/10/11
MINS	21:25	42, 3 times	42, at SEA 9/30/12



GAME BY GAME STATS

[illegible]