

LOS ANGELES SPARKS 2019 GAME NOTES



Los Angeles Sparks (21-12) vs. Minnesota Lynx (18-15)

September 8, 2019

Staples Center | 1:00 pm (PT) | ESPN2, NBA TV Canada



PRESEASON SCHEDULE

Date	Opponent	Time/Result	Record
5/11	at Phoenix*	L, 75-82	N/A
5/17	SEATTLE*	W, 92-85	N/A

REGULAR SEASON SCHEDULE

Date	Opponent	Time/Result	Record
5/26	at Las Vegas	L, 70-83	0-1
5/31	CONNECTICUT	W, 77-70	1-1
6/4	at New York	W, 78-73	2-1
6/6	at Connecticut	L, 89-77	2-2
6/8	at Minnesota	W, 89-85	3-2
6/14	at Phoenix	W, 85-68	4-2
6/15	NEW YORK	L, 92-98	4-3
6/18	WASHINGTON	L, 81-52	4-4
6/21	at Seattle	L, 84-62	4-5
6/23	at Phoenix	L, 82-72	4-6
6/27	LAS VEGAS	W, 86-74	5-6
6/30	CHICAGO	W, 94-69	6-6
7/7	WASHINGTON	W, 98-81	7-6
7/9	at Dallas	L, 74-62	7-7
7/12	at Indiana	W, 90-84	8-7
7/14	at Atlanta	W(OT), 76-71	9-7
7/18	DALLAS	W, 69-64	10-7
7/20	at New York	L, 83-78	10-8
7/23	at Atlanta	W, 78-66	11-8
8/1	LAS VEGAS	W, 76-68	12-8
8/4	SEATTLE	W, 83-75	13-8
8/8	PHOENIX	W, 84-74	14-8
8/11	CHICAGO	W, 84-81	15-8
8/14	at Dallas	L, 84-78	15-9
8/16	at Chicago	L, 91-81	15-10
8/20	MINNESOTA	W, 81-71	16-10
8/22	INDIANA	W, 98-65	17-10
8/25	CONNECTICUT	W, 84-72	18-10
8/27	at Washington	L, 95-66	18-11
8/29	at Indiana	W, 87-83	19-11
8/31	at Las Vegas	L, 92-86	19-12
9/3	ATLANTA	W, 70-60	20-12
9/5	SEATTLE	W, 102-68	21-12
9/8	MINNESOTA	1:00 p.m.	

* = Preseason

All times listed are Pacific Time

CONTACT INFORMATION

Eli Horowitz

Director, Public Relations and Communications
ehorowitz@la-sparks.com
(847) 644-9932

Natalie Gilmore

Coordinator, Public Relations and Communications
ngilmore@la-sparks.com



@LA_Sparks



@LA_Sparks



Los Angeles Sparks

LAST GAME STARTERS

G	12	CHELSEA GRAY						5'11"		170 LBS					
GP/GS	33/33	PPG	14.5	RPG	3.7	APG	5.9	SPG	1.0	FG%	41.2	3FG%	38.5	MPG	32.8

In the third quarter against the Fever on Aug. 29, Gray tied the second most points in a quarter in WNBA history and the most points in a quarter in franchise history with 20. She hit five 3-pointers in the quarter to tie for the most in WNBA history and franchise history. Gray also tied Riquana Williams franchise record with seven made 3-pointers in a game on Aug. 29. The 2019 All-Star starter recorded her 500th career assist against the Liberty on June 4. Gray also eclipsed the 1500-point career milestone. Gray passed Tina Thompson with 1,569 points and entered the top-10 in Sparks scoring history on June 18. The guard recorded a triple-double (13 PT, 13 AST and 10 REB) on July 7, the eighth in WNBA history. This stat line also included a career high in assists and rebounds. Gray has reached double-figures 27 times this season and in each of the last 19 games.

G		2		RIQUANA WILLIAMS				5'7"				165 LBS			
GP/GS	22/13	PPG	12.2	RPG	2.6	APG	1.5	SPG	1.2	FG%	38.3	3FG%	38.8	MPG	26.0

In the loss against the Aces on Aug 31, Williams dropped a season-high 37 points and tied the franchise record with seven made 3-pointers. She has reached double-digit scoring 11 times this season in 22 appearances. Williams recorded the Sparks single game record for most 3-pointers made with seven, on June 24, 2018. Chelsea Gray tied that record on Aug 29, 2019 and Williams tied that same record on Aug 31, 2019. The Sparks are 10-3 with Williams in the starting lineup, and she is averaging 15.2 points per game throughout the last 13 games.

G/F	10	TIERRA RUFFIN-PRATT				5'11"	180 LBS		
GP/GS	33/32	PPG 6.2	RPG 2.4	APG 1.7	SPG 0.8	FG% 37.3	3FG% 34.7	MPG 25.3	

Before the 2019 WNBA Draft, the Sparks signed free agent guard Tierra Ruffin-Pratt, who played six seasons with the Washington Mystics and helped them reach the 2018 WNBA Finals. The veteran is averaging 6.2 points per game in her sixth season in the WNBA and is shooting 34.7% from the 3-point line. TRP recorded a career high of 23 points against the Atlanta Dream on July 23, sinking a career-high six 3-pointers.

F/C	3	CANDACE PARKER					6'4"	175 LBS		
GP/GS	21/21	PPG 11.2	RPG 6.3	APG 3.5	SPG 1.0	FG% 41.6	3FG% 27.6	MIN 26.1		

Parker posted a double-double in a 70-60 win over the Dream on Sept. 3 and scored 20 points and 9 rebounds in a 102-68 win over the Storm on Sept. 5. The veteran has reached double-figures twelve times this season and posted four double-doubles. Parker passed Swin Cash to earn 17th in All-Time Scoring with 5,123 career points on June 23. In her first game back from her second injury of the 2019 season, Candace recorded 16 points and 7 rebounds on Aug. 1 against the Aces and was named player of the week for the week ending Sunday Aug. 4. On Aug 25, she dished out five assists to put her at 1,209 career assists, becoming 15th all-time in the WNBA. Parker passed Taj McWilliams-Franklin for 15th all-time in field goals made in WNBA history on Aug 29.

F	30	NNEKA OGWUMIKE					6'2"	174 LBS							
GP/GS	31/31	PPG	16.2	RPG	9.0	APG	1.8	SPG	1.9	FG%	50.4	3FG%	33.8	MPG	28.0

The six-time All-Star and 2016 MVP's 9.0 rebounds per game currently ranks second in the league. Ogwumike has recorded twelve double-doubles this season, good for third most in the WNBA. She posted a career high in 3-pointers made, with five, on July 7 against the Mystics alongside 31 points and 10 rebounds. Against the Fever on July 12, Nneka tied her career high with six steals. Ogwumike has won two Player of the Week honors this season and won Player of the Month honors for the month of July. On August 27, she passed DeLisha Milton-Jones to become the third leading scorer in Sparks history behind Candace Parker (2nd) and Lisa Leslie (1st).

PLAYER UPDATES

NUM.	PLAYER	POS.	UPDATE
------	--------	------	--------

WHERE DID YOU COME FROM?

NUM.	PLAYER	HOW ACQUIRED
0	Alana Beard	Free agent (2012)
1	Alexis Jones	Trade (2019)
2	Riquna Williams	Trade (2016)
3	Candace Parker	Draft (2008)
5	Marina Mabrey	Draft (2019)
7	Maria Vadeeva	Draft (2018)
10	Tierra Ruffin-Pratt	Free agent (2019)
12	Chelsea Gray	Trade (2016)
13	Chiney Ogwumike	Trade (2019)
21	Kalani Brown	Draft (2019)
24	Sydney Wiese	Draft (2017)
30	Nneka Ogwumike	Draft (2012)

MILESTONE WATCH

PLAYER	MILESTONE (CURRENT)
Candace Parker	5500 points (5349) 1300 assists (1227) 3000 rebounds (2681) 550 blocks (517)
Alana Beard	5000 points (4740) 1100 assists (1061) 250 blocks (219) 800 steals (708)
Nneka Ogwumike	4500 points (4067) 2000 rebounds (1932)
Chiney Ogwumike	2000 points (1640) 1000 rebounds (890)
Chelsea Gray	2000 points (1915) 700 assists (683)

PRONOUNCIATION

PLAYER/COACH	PRONOUNCIATION
Alana Beard	ah-LAY-nah
Kalani Brown	kuh-lah-NEE
Chiney Ogwumike	shih-NAY Oh-gwoo-MIH-kay
Nneka Ogwumike	NEH-kuh Oh-gwoo-MIH-kay
Tierra Ruffin-Pratt	Tee-air-rah
Maria Vadeeva	Vuh-DEE-vuh
Sydney Wiese	WEECE (rhymes with REESE)
Riquna Williams	rih-QUAHN-uh

COACHING STAFF

NAME	ROLE
Derek Fisher	Head Coach
Latricia Trammell	Assistant Coach
Fred Williams	Assistant Coach
Jamal "Dash" Lovell	Player Development Coach
Courtney Watson	Athletic Trainer
Kelly Dormandy	Strength and Conditioning Coach
Rachel Schrote	Video Coordinator

SEASON FINALE

The Los Angeles Sparks will host the Minnesota Lynx to close the regular season on Sunday afternoon. Los Angeles clinched the third seed in playoffs after a 34-point win over the Seattle Storm on Thursday night and a Las Vegas loss. The Sparks look to extend their home game win streak to 14 games before heading into the playoffs. The last time the two teams met on Aug 20, Candace Parker notched a double-double with 20 points and 10 rebounds to help the Sparks top the Lynx 81-71. Chelsea Gray added 17 points, followed by Alexis Jones' career-high 15 points off the bench. For Minnesota, Lexie Brown recorded 20 points while rookie Napheesa Collier racked up 14 points, seven rebounds and four assists.

THE CHELSEA GRAY SHOW

Chelsea Gray scored a career-high 30 points on a record-setting night to help the Sparks overcome a 13-point deficit and earn a hard-fought 87-83 win in Indiana on Aug 29. Down by nine at the half, Gray scored 20 points in the third quarter and sunk five 3-pointers in the period, setting franchise records for 3's and points in a quarter. The offensive explosion tied her for the most 3's in a quarter in WNBA history and the second most points in a quarter in WNBA history. Gray finished the night with seven 3-pointers, tied for the most in Sparks franchise history. She now sits at seventh in 3-point percentage in the WNBA.

BAY WATCH

With Riquna "Bay" Williams in the starting lineup, the Sparks are 10-3 and she's averaged 15.2 points per game in those 13 contests. The Sparks were without her ability to shoot from distance for the more than half of August. Williams is tied for first in the league in 3-point field goals made from above the break per game and ranks top 20 in the WNBA in 3-point percentage at 38.8. Williams is not only an offensive threat to opponents, Coach Fisher makes that clear in his post-game press conferences where he compliments her ability to "get after it" on defense. Williams ranks in the top 20 in defensive rating amongst guards.

NNEKA'S VALUE

Nneka Ogwumike is first in the WNBA in defensive rating and third in defensive win shares to go along with second in the league in rebounds per game and third in steals. In the first seven seasons of her career, Ogwumike has averaged a hair over 9 double-doubles per season. In 30 appearances this season, Ogwumike has 12 double-doubles and scored in double-figures 26 times. She won Player of the Month for the month of July has won two Player of the Week honors during the 2019 season. The 2016 MVP and six-time All-Star has a strong case for First Team All-WNBA, MVP and Defensive Player of the Year.

CHINEY STEPS UP

With her sister Nneka out due to load management on Sept. 3, Chiney Ogwumike stepped into the starting lineup and scored 17 points and grabbed 10 rebounds for her fifth double-double of the season Tuesday night against the Dream. The former No. 1 pick and two-time All-Star is averaging 14 points and 8.3 rebounds per game in 14 starts for the Sparks.

COACH D-FISH

In Coach Fisher's first season in the WNBA, he's led the Sparks to a 21-12 record. The Sparks are in contention for the title despite key players such as Candace Parker, Alana Beard, Maria Vadeeva and Riquna Williams missing a combined 73 games. Fisher led the team to a 5-2 record in July despite being down to 8 active players and having to sign Karlie Samuelson to a seven-day contract.

2019 LOS ANGELES SPARKS ROSTER

NUM.	PLAYER	POS.	HT.	YRS OF EXP.	DOB	COLLEGE
0	Alana Beard	G/F	5'11"	13	05/14/82	Duke
1	Alexis Jones	G	5'9"	2	05/08/94	Baylor
2	Riquna Williams	G	5'7"	6	05/28/90	Miami (Fla.)
3	Candace Parker	F/C	6'4"	11	04/19/86	Tennessee
5	Marina Mabrey	G	5'11"	R	11/14/96	Notre Dame
7	Maria Vadeeva	F/C	6'4"	1	07/16/98	Russia
10	Tierra Ruffin-Pratt	G/F	5'11"	6	04/11/91	North Carolina
12	Chelsea Gray	G	5'11"	4	10/08/92	Duke
13	Chiney Ogwumike	F/C	6'4"	3	03/22/92	Stanford
21	Kalani Brown	C	6'7"	R	03/21/97	Baylor
24	Sydney Wiese	G	6'0"	2	06/16/95	Oregon State
30	Nneka Ogwumike	F	6'2"	7	07/02/90	Stanford

2019 LA SPARKS ROSTER



ALANA BEARD
Position: G/F
Height: 5'11"
DOB: 5/14/82
College: Duke



ALEXIS JONES
Position: G
Height: 5'9"
DOB: 5/8/94
College: Baylor



RIQUANA WILLIAMS
Position: G
Height: 5'7"
DOB: 5/28/90
College: Miami



CANDACE PARKER
Position: F/C
Height: 6'4"
DOB: 4/19/86
College: Tennessee



MARINA MABREY
Position: G
Height: 5'11"
DOB: 9/14/96
College: Notre Dame



MARIA VADEEVA
Position: F/C
Height: 6'4"
DOB: 7/16/98
College: Russia



TIERRA RUFFIN-PRATT
Position: G/F
Height: 5'11"
DOB: 4/11/91
College: North Carolina



CHELSEA GRAY
Position: G
Height: 5'11"
DOB: 10/8/92
College: Duke



CHINEY OGWUMIKE
Position: F/C
Height: 6'4"
DOB: 3/22/92
College: Stanford



KALANI BROWN
Position: C
Height: 6'7"
DOB: 3/21/97
College: Baylor



SYDNEY WIESE
Position: G
Height: 6'0"
DOB: 6/16/95
College: Oregon State




NNEKA OGWUMIKE
Position: F
Height: 6'2"
DOB: 7/2/90
College: Stanford

COACHING STAFF



DEREK FISHER
HEAD COACH



FRED WILLIAMS
ASSISTANT COACH



LATRICA TRAMMELL
ASSISTANT COACH



JAMAL LOVELL
PLAYER
DEVELOPEMENT
COACH



COURTNEY WATSON
DIRECTOR OF
SPORTS MEDICINE/
HEAD ATHLETIC
TRAINER



KELLY DORMANDY
STRENGTH &
CONDITIONING
COACH

MINNESOTA LYNX

PREVIEW: The Minnesota Lynx return to STAPLES Center this Sunday to renew their rivalry with the Los Angeles Sparks. It will be the third and final matchup between the two teams in the 2019 regular season, with the Sparks winning both previous games. Los Angeles has won 13 consecutive home games dating back to June 27, the third-longest such streak in franchise history.

Minnesota currently sits at sixth in the WNBA with a 18-15 record. The Lynx run an efficient offense, ranking tied for third in the league for field goals made per game (30.3) and converting 45.4% of their field goal attempts – the second-best percentage in the WNBA. Minnesota's ability to dish out assists aids their offensive flow; the Lynx average 20.3 dimes per game, good for fourth in the league. On the other side of the ball, Minnesota posts the second-best defensive rating in the WNBA, led by its frontcourt defense. The Lynx allow the second-lowest number of points per game in the paint, giving up just 30.9 points per contest.

Three-time Defensive Player of the Year Sylvia Fowles leads the way for both the Lynx frontcourt and the team at large. Fowles dominates around the basket, converting a WNBA-best 59.1% of her field goals while averaging the third-highest number of points in the paint (10.2). She also ranks fourth in the WNBA for rebounds, pulling down an average of 8.9 per contest. All-Star guard Odyssey Sims, meanwhile, commands the Minnesota backcourt, dishing out a team-high 5.5 assists per game. She also leads the Lynx in points per game (14.6), followed by Fowles (13.7) and All-Star rookie Napheesa Collier (13).

Minnesota selected Collier with the sixth overall pick in the 2019 WNBA draft. The selection paid off, and Collier has posted a memorable rookie campaign. She ranks second in scoring (13), rebounding (6.4), and blocks (0.9) per game for first-year players, and leads all rookies in steals per game (1.9). On September 1, 2019, Collier joined former WNBA star Tamika Catchings as the only two rookies in league history to record 400 points, 200 rebounds and 60 steals.

Los Angeles will look to battle Fowles and Collier down low after an inspiring frontcourt performance against the Seattle Storm on Thursday night. The Sparks blitzed the Storm to the tune of 74 points in the paint, the second-highest number in a single game in WNBA history and a Sparks franchise record. Nneka Ogumike notched her 12th double-double of the season in just 17 minutes of action, recording 14 points and 10 rebounds, while Candace Parker led all players with 20 points. Chelsea Gray, Chiney Ogumike and Maria Vadeeva each chipped in 12 points to propel the Sparks to a season-high 102 points in the 34-point win.

The Sparks defeated Minnesota 81-71 at STAPLES Center in the teams' last matchup on August 20. Alexis Jones came off the bench to lead Los Angeles at the game's outset, scoring all of her career-high 15 points in the first half, as the Sparks used a 23-4 run to take a commanding 17-point lead. Minnesota cut the deficit to eight points in the second half but would get no closer. Parker notched a double-double with 20 points and 10 rebounds in the winning effort, while Lexie Brown scored a team-high 20 points for Minnesota off the bench.

HEAD COACH: Cheryl Reeve, 10th season

Probable Starters

C Sylvia Fowles
G Odyssey Sims
G Seimone Augustus
F Damiris Dantas
F Napheesa Collier

SPARKS MOST RECENT GAME (9/5/19)

	1	2	3	4	OT	FINAL
LA	25	25	26	26	-	102
SEA	19	16	16	17	-	68

Biggest Lead: LA: 36 | SEA: 4
Lead Changes: 1 | Times Tied: 3
Points: LA: Parker 20
SEA: Howard, Loyd 13
Rebounds: LA: N. Ogumike 10
SEA: Russell 8
Assists: LA: Gray 9
SEA: Howard 4

SPARKS LAST GAME AGAINST THE LYNX (8/20/19)

	1	2	3	4	OT	FINAL
LA	18	31	19	13	-	81
MN	14	18	12	27	-	71

Biggest Lead: LA: 30 | MN: 3
Lead Changes: 7 | Times Tied: 2
Points: LA: Parker 20
MN: Brown 20
Rebounds: LA: Parker 10
MN: Fowles, Collier 7
Assists: LA: N. Ogumike, 4
MN: Collier 4

LYNX MOST RECENT GAME (9/6/19)

	1	2	3	4	OT	FINAL
MIN	18	22	29	14	-	83
PHX	22	22	9	16	-	69

Biggest Lead: PHX: 10 | MN: 19
Lead Changes: 5 | Times Tied: 2
Points: PHX: Griner 16
MN: Sims 22
Rebounds: PHX: Griner 7
MN: Fowles 11
Assists: PHX: Mitchell 4
MN: Sims 9



SEATTLE STORM

LOS ANGELES, Calif. (Sept. 5, 2019) – The Los Angeles Sparks scored their season-high in points and cruised to an 102-68 victory over the Seattle Storm Thursday night at the Staples Center. The win guaranteed the Sparks the No. 3 seed in the playoffs and was the team's 13th straight home win. The team also recorded a season-high 41 made field goals on a season-high 54.7% shooting. Of their 102 points, 74 came in the paint; franchise record and the second most in a single-game in WNBA history.



Candace Parker led the way with 20 points and nine rebounds, followed by Nneka Ogumike's 12th double-double of the season, boasting 14 points and 10 rebounds in 17 minutes of play. Chelsea Gray, Chiney Ogumike and Maria Vadeeva also scored in double-digits. Natasha Howard and Jewell Loyd recorded 13 points each for Seattle. A 10-0 run in the first quarter helped the Sparks close it with a six-point lead. Parker drove to the basket to bring the score to 13-15 before Gray tied it up with another driving layup. Sydney Wiese hit a dagger beyond the arc and earned an and-one on consecutive possessions as Chiney Ogumike locked up Seattle's Crystal Langhorne and Natasha Howard in the paint on the other end. But Howard kept shooting 3-pointers, knocking down two out of three attempts and finishing the quarter with 10 points. Parker led the Sparks to a 25-19 lead with seven points, four rebounds and two assists.

Los Angeles stayed on top with a Maria Vadeeva put-back and an Alexis Jones three to open the second quarter. Jewell Loyd added five points to her total, but the Sparks kept Howard scoreless in the quarter and capitalized on their lead with six more points from Nneka Ogumike. With 11 seconds left in the half, Parker and Tierra Ruffin-Pratt pressured Seattle on the perimeter and forced the shot clock to run out before Gray hit a jumper at the buzzer, giving the Sparks a 50-35 lead at the half.

While Nneka Ogumike notched her double-double in the third quarter, Parker continued driving to the basket and testing Howard's defense to score seven more points. Seattle struggled to find the basket, finishing shooting 34.8% from the field compared to the Sparks' season-high 54.7%. Ruffin-Pratt grabbed four steals throughout the game to match her career-high, and Gray showed off her no-look dimes while racking up nine assists.

The contest ended with Kalani Brown forcing her way to the basket for a layup and drawing a foul to propel the Sparks to a 34-point victory over Seattle, tying the second-largest margin of victory in Sparks history as the whole Sparks bench stood on its feet and danced until the buzzer.

SPARKS MOST RECENT GAME

(9/5/19)

	1	2	3	4	OT	FINAL
LA	25	25	26	26	-	102
SEA	19	16	16	17	-	68

Biggest Lead: LA: 36 | SEA: 4

Lead Changes: 1 | Times Tied: 3

Points: LA: Parker 20
SEA: Howard, Loyd 13

Rebounds: LA: N. Ogumike 10
SEA: Russell 8

Assists: LA: Gray 9
SEA: Howard 4

Sparks Notes:

- The Sparks scored a season-high 102 points
- The Sparks scored 74 points in the paint, marking the second highest in a single game in league history and the most in Sparks franchise history
- Candace Parker's 20 points put her in the double-figures for the 12th time this season
- Nneka Ogumike recorded a double-double with 14 points and 10 rebounds in 17 minutes of play, marking her 12th double-double and her 26th time this season in double-figures
- Chelsea Gray reached double-figures for the 27th time this season, and the 19th straight game
- The Sparks defense shutout Natasha Howard in the 2nd quarter, after she scored 10 points in the first quarter
- Chiney Ogumike and Maria Vadeeva each scored 12 points off the bench
- Tierra Ruffin-Pratt recorded a season-high 4 steals, tying her career high

POINTS SCORED AGAINST THE LYNX			LEAGUE AND FRANCHISE MILESTONES			
7. Candace Parker			ALANA BEARD			
24. Jia Perkins			WNBA	3PM	Next: 300	Current: 288
25. Nneka Ogwumike			LAS	AST	Next: 500	Current: 498
26. Alana Beard			LAS	BLK	Next: 100	Current: 90
57. Danielle Adams			CHELSEA GRAY			
58. Riquna Williams			WNBA	REB	Next: 500	Current: 487
77. Renee Montgomery			NNEKA OGWUMIKE			
78. Chelsea Gray			WNBA	GM	Next: 250	Current: 248
144. Ukari Figgs			WNBA	STL	Next: 400	Current: 385
145. Chiney Ogwumike			TIERRA RUFFIN-PRATT			
171. 2 players			WNBA	3PA	Next: 250	Current: 247
Tierra Ruffin-Pratt			WNBA	FTA	Next: 500	Current: 496
424. 12 players			RIQUNA WILLIAMS			
Alexis Jones			WNBA	FTA	Next: 500	Current: 499
457. 9 players			RECENT MILESTONES			
Maria Vadeeva			NNEKA OGWUMIKE			
484. 12 players			WNBA	2PM	1500	Aug 31
			WNBA	FTA	1000	Sep 5
			CANDACE PARKER			
			WNBA	OREB	500	Sep 5
			WNBA	FGM	2000	Sep 3
			RIQUNA WILLIAMS			
			WNBA	3PA	750	Aug 31
			ALL TIME VS. LYNX			
			ALL	49 - 27 (0.645)		
			HOME	29 - 9 (0.763)		
			AWAY	20 - 18 (0.526)		
			2018	3 - 1 (0.750)		
			2018 VS. LYNX			
			5/20	@Min	W	77-76
			6/3	Min	W	77-69
			7/5	@Min	L	83-72
			8/2	Min	W	79-57

*Statistics courtesy of www.acrossthetimeline.com

SPARKS IN THE NEWS

DATE	TITLE	OUTLET	AUTHOR
9/6/19	WNBA commissioner Cathy Engelbert optimistic ahead of collective bargaining	LA Daily News	Mirjam Swanson
9/5/19	Sparks blow out the Seattle Storm, secure spot in postseason	The Suave Report	Megan Hines
9/5/19	Sparks dominate Storm to clinch a third seed the playoffs	LA Times	Brady Klopfer
9/5/19	Sparks cruise past Seattle to clinch third seed for WNBA playoffs	LA Daily News	Mirjam Swanson
9/4/19	Column: Lisa Leslie deserves a statue at Staples Center, and she could be getting one soon	LA Times	Arash Markazi

Brady Klopfer @BradyKlopferNBA · 4h
12 straight home wins. One star Ogwumike out, another star Ogwumike in. My story 🙌



Sparks overcome sluggish start with star power in victory over Dream
The Sparks leaned on the star power of Candace Parker, Chelsea Gray and Chiney Ogumike to earn their 12th straight victory at Staples ...
latimes.com

Arash Markazi @ArashMarkazi · Sep 4
I felt @LisaLeslie deserved a statue outside of @STAPLEScenter so I asked the @LA_Sparks and @AEGworldwide about it and they both agreed she does. They will discuss partnering on her statue as well as extending the Sparks' lease to play at Staples Center.



Column: Lisa Leslie deserves a statue at Staples Center, and she sh...
Lisa Leslie has always been the most logical choice to become the...
ized with a statue in front of Staples Center.

Candace Parker @Candace_Parker · 17h
My face after I take a charge in NBA 2K20 🤔🤔🤔 I got my copy. Did you get yours? Happy #2KDay 🎮 #ad



27 128 1.2K

John W. Davis @johnwdavis · Sep 5
Say hello to your 3rd seed in the WNBA Playoffs... the @LA_Sparks. That means a bye until the 2nd round where they will host the lowest remaining seed to make it out of the 1st round... either the Storm, Lynx or Mercury. #Winsidr #lasports #WNBA 🙌



1 6 41

Mirjam Swanson @MirjamSwanson · 19h
#WNBA Commissioner Cathy Engelbert continued her introductory tour with a stop in LA last night, where she touched on revenue, player experience, mental health and domestic violence policies. And more.



The Athletic @TheAthleticLA · Sep 6
The Sparks won at home Thursday night, and that's no surprise. But their poor road record could be their undoing in the postseason, writes @sabreenajm.



Why the Sparks' road woes could send them home early in the...
Other Sparks want to win a championship they'll have to figure out their road issues soon.
theathletic.com

Megan Hines @meggsnhines · 3h
It wasn't a scripted performance by the @LA_Sparks in this game but they managed to stay the course and keep the @AtlantaDream at bay last night.

The Suave Report @TheSuaveReport · 6h
Sparks grind out a victory against Atlanta Dream | @meggsnhines | #LeadTheCharge thesuavereport.com/2019/09/04/spa...

1 1

Complex @Complex · Sep 3
WNBA Champion @Candace_Parker's versatility, authenticity, and willingness to push through adversity are a reflection of her commitment to breaking boundaries 🙌

Read our interview with the All-Star forward here: cmplx.co/stokLxR.

Powered by @USCG



172

2019 TEAM BOX SCORE																	
DATE	OPPONENT	MIN	FG-A	PCT	3PM-A	PCT	FTM-A	PCT	OFF	DEF	TOT	AST	STL	BLK	TO	PF	PTS
5/26	@LV	200:0	28 - 77	36.4	5 - 13	38.5	9 - 13	69.2	10	30	40	17	9	8	14	22	70
5/31	CT	200:0	28 - 72	38.9	6 - 20	30.0	15 - 17	88.2	9	30	39	15	6	4	10	22	77
6/4	@NY	200:0	27 - 78	34.6	8 - 21	38.1	16 - 20	80.0	13	27	40	15	9	6	12	15	78
6/6	@CT	200:0	29 - 66	43.9	8 - 25	32.0	11 - 12	91.7	7	18	25	23	13	4	21	18	77
6/8	@MIN	200:0	32 - 74	43.2	9 - 25	36.0	16 - 17	94.1	12	21	33	18	13	5	16	21	89
6/14	@PHX	200:0	34 - 66	51.5	9 - 19	47.4	8 - 9	88.9	5	25	30	19	7	4	9	21	85
6/15	NY	200:0	39 - 84	46.4	8 - 23	34.8	6 - 7	85.7	12	30	42	22	5	3	14	22	92
6/18	WASH	200:0	19 - 66	28.8	3 - 19	15.8	11 - 18	61.6	10	28	38	10	9	1	26	12	52
6/21	@SEA	200:0	23 - 61	37.7	6 - 21	28.6	10 - 12	83.3	5	24	29	13	4	4	14	15	62
6/23	@PHX	200:0	26 - 70	37.1	8 - 23	34.8	12 - 14	85.7	10	29	39	19	2	2	10	24	72
6/27	LV	200:0	32 - 75	42.7	8 - 18	44.4	14 - 15	93.3	8	31	39	17	11	6	14	13	86
6/30	CHI	200:0	35 - 71	49.3	10 - 24	41.7	14 - 15	92.3	10	26	36	21	8	6	14	15	94
7/7	WASH	200:0	36 - 74	48.6	16 - 31	51.6	10 - 12	83.3	7	32	39	24	4	5	6	15	98
7/9	@DAL	200:0	26 - 71	36.6	4 - 19	21.1	6 - 7	85.7	17	19	36	16	6	4	21	12	62
7/12	@IND	200:0	34-78	43.6	7-22	31.8	15-17	88.2	13	18	31	23	16	2	12	13	90
7/14	@ATL	205:0	30 - 87	34.5	6 - 26	23.1	10 - 12	83.3	16	27	43	17	8	6	5	17	76
7/18	DAL	200:0	23 - 60	38.3	4 - 12	33.3	19 - 21	90.5	8	23	31	13	9	1	11	14	69
7/20	@NY	200:0	28 - 65	43.1	10 - 25	40.0	12 - 16	75.0	5	21	26	18	7	6	11	27	78
7/23	@ATL	200:0	28 - 65	43.1	9 - 19	47.4	13 - 15	86.7	11	27	38	22	10	5	13	16	78
8/1	LV	200:0	30 - 71	42.3	9 - 26	34.6	7 - 7	100.0	5	28	33	19	7	7	12	18	76
8/4	SEA	200:0	32-61	52.5	6-20	30.0	13-15	86.7	5	26	31	23	10	5	16	12	83
8/8	PHO	200:0	31-63	49.2	10 - 23	43.5	12-15	80.0	5	25	30	22	8	2	13	21	84
8/11	CHI	200:0	32 - 70	45.7	7 - 20	35.0	13-15	86.7	8	25	33	18	10	1	23	20	84
8/14	@DAL	200:0	30 - 68	44.1	5-18	27.8	13-14	92.9	4	23	27	16	6	4	15	19	78
8/16	@CHI	200:0	30-71	42.3	4-17	23.5	17-20	85.0	7	20	27	21	10	2	13	23	81
8/20	MIN	200:0	29-60	48.3	7-19	36.8	16-20	80.0	7	26	33	14	10	1	16	15	81
8/22	IND	200:0	38 - 76	50.0	6 - 20	30.0	16 - 23	69.6	10	31	41	27	10	4	13	18	98
8/25	CT	200:0	31-64	48.4	9-24	37.5	13-13	100.0	3	23	26	19	7	2	14	19	84
8/27	@WASH	200:0	23-67	34.3	3-21	14.3	17-22	77.3	12	21	33	12	7	0	15	18	66
8/29	@IND	200:0	35-72	48.6	10-16	62.5	7-9	77.8	5	22	27	19	6	4	11	29	87
8/31	@LV	200:0	31-77	40.3	10-28	35.7	14-17	82.4	4	23	27	19	3	2	4	20	86
9/3	ATL	200:0	27-66	40.9	3-17	17.6	13-16	81.3	14	33	47	15	6	7	18	24	70
9/5	SEA	200:0	41-75	54.7	3-17	17.6	17-21	81.0	10	33	43	26	10	2	8	12	102
9/8	MIN																
Totals	-	6625	997-2321	43.0	236-691	34.2	415-496	83.7	287	845	1132	612	266	125	444	602	2645

2019 REGULAR SEASON SUPERLATIVES

LOS ANGELES SPARKS HIGHS

Points, Game.....102 vs. Seattle 9/5
Points, First Half.....51 vs. Washington 7/7
Points, Second Half..... 55 vs. Indiana 8/22
Points, 1Q.....29 vs. Washington 7/7
Points, 2Q.....31 vs. NY 6/15, vs. MN 8/20
Points, 3Q.....31 @ Indiana 7/12
Points, 4Q.....32 @ Atlanta 7/23
Points, Overtime.....12 @ Atlanta 7/14

Field Goals Made.....41 vs. Seattle 9/5
Field Goals Att.....87 @ Atlanta 7/14
Field Goal Percentage...54.7% vs. SEA 9/5
3FG Made.....16 vs. Washington 7/7
3FG Att..... 31 vs. Washington 7/7
3FG Percentage.....51.6 % vs. Washington 7/7
Free Throws Made.....17 @ Chicago 8/16, @ WASH 8/27, vs SEA 9/5
Free Throws Att..... 23 vs. Indiana 8/22
FT Percentage.....100% vs Las Vegas 8/1, vs CT 8/25

Offensive Rebounds.....17 @ Dallas 7/9
Defensive Rebounds....33 vs. ATL 9/3, vs. SEA 9/5
Total Rebounds.....47 vs ATL 9/3
Assists.....27 vs. Indiana 8/22
Steals.....16 vs. Indiana 7/12
Turnovers.....26 vs. Washington 6/18
Blocked Shots..... 8 @ Las Vegas 5/26
Personal Fouls.....29 @ Indiana 8/29

OPPONENT HIGHS

Points, Game..... 98 vs. New York 6/15
Points, First Half..... 54 @ WASH 8/27
Points, Second Half.....56 @ Las Vegas 8/31
Points, 1Q.....33 @ WASH 8/27
Points, 2Q.....31 vs. New York 6/1
Points, 3Q.....27 @ MN 6/8, @ WASH 8/27
Points, 4Q.....34 @ Las Vegas 8/31
Points, Overtime.....7 @ Atlanta 7/14

Field Goals Made.....36 @ Connecticut 6/6
Field Goals Att.....76 @ Atlanta 7/14
Field Goal Percentage...47.8 % @ Chicago 8/16
3FG Made.....14 vs. WSH 6/18, @ SEA 6/21
3FG Att.....35 @ WASH 8/27
3FG Percentage.....72.7% @ New York 7/20
Free Throws Made.....29 @ Indiana 8/29
Free Throws Att.....39 @ New York 7/20
FT Percentage.....100.0% @PHX 6/14,@DAL 7/9, vs SEA 8/4

LOS ANGELES SPARKS LOWS

-Points, Game.....52 vs. Washington 6/18
-Points, First Half.....27 vs. Washington 6/18
-Points, Second Half.....25 vs. Washington 6/18
-Points, 1Q.....10 vs. Washington 6/18
-Points, 2Q.....8 @ Las Vegas 5/26
-Points, 3Q.....10 @ Seattle 6/21, @ WASH 8/27
-Points, 4Q....13 vs. DAL 7/18, vs. LV 8/1, vs. SEA 8/4, vs. MIN 8/20
-Points, Overtime.....12 @Atlanta 7/14

-Field Goals Made.....19 vs. Washington 6/18
-Field Goals Att..... 61 @ SEA 6/21, vs. SEA 8/4
-Field Goal Percentage....28.8% vs. Washington 6/18
-3FG Made.....3 vs. WASH 6/18, @ WASH 8/27, vs ATL 9/3, vs. SEA 9/5
-3FG Att..... 13 @ Las Vegas 5/26
-3FG Percentage.....14.3% @ WASH 8/27
-Free Throws Made.....6 vs. NY 6/15, @DAL 7/9
-Free Throws Att.....7 vs. NY 6/15, @ DAL 7/9, vs. LV 8/1
-FT Percentage.....61.1% vs. Washington 6/18

-Offensive Rebounds.....3, vs CT 8/25
-Defensive Rebounds.....18 @ CT 6/6, @ IND 7/12
-Total Rebounds.....25 @ Connecticut 6/6
-Assists.....10 vs. Washington 6/18
-Steals.....2 @ Phoenix 6/23
-Turnovers.....4 @ Las Vegas 8/31
-Blocked Shots.....0 @ WASH 8/27
-Personal Fouls.....12 vs. WSH 6/18, @DAL 7/9, vs. SEA 8/4, vs. SEA 9/5

OPPONENT LOWS

-Points, Game.....60 vs. ATL 9/3
-Points, First Half.....31 vs. Connecticut 5/31, Indiana 8/22
-Points, Second Half.....25 vs ATL 9/3
-Points, 1Q.....12 @ Atlanta 7/14
-Points, 2Q.....11 vs. ATL 9/3
-Points, 3Q..... 10 vs. ATL 9/3
-Points, 4Q.....8 vs. Las Vegas 8/1
-Points, Overtime..... 7 @ Atlanta 7/14

-Field Goals Made.....22 vs. Phoenix 8/8
-Field Goals Att.....52 @ New York 7/20
-Field Goal Percentage..30.8% vs Connecticut 5/31
-3FG Made.....2 @ATL 7/14, @ATL 7/23
-3FG Att.....11 @ New York
-3FG Percentage.....9.5% @ Atlanta 7/23
-Free Throws Made.....8 vs Connecticut 8/25
-Free Throws Att.....10 vs. Minnesota 8/20
-FT Percentage.....50% vs. Minnesota 8/20

HEAD COACH DEREK FISHER



Derek Fisher was named the 12th head coach of the Los Angeles Sparks on December 5, 2018. Fisher is a Los Angeles basketball legend, playing 18 seasons in the NBA and winning five championships with the Los Angeles Lakers. Fisher was drafted 24th overall by the Lakers in 1996, and played alongside Kobe Bryant and Shaquille O'Neal en route to three consecutive titles from 2000-2002. He later added two more rings in 2009 and 2010 with Los Angeles. Fisher also played for the Golden State Warriors, Utah Jazz, Dallas Mavericks and Oklahoma City Thunder.

Fisher's accolades include holding the all-time NBA record for playoff game appearances (259). He's also known for hitting a buzzer-beater with 0.4 seconds left against the San Antonio Spurs in Game 5 of the 2004 Western Conference Semifinals as a member of the Lakers. In his time as a player, he served as president of the players' union from 2006-2013.

After finishing the 2013 season with the Thunder, Fisher transitioned to the sidelines, being named head coach of the New York Knicks on June 10, 2014. Fisher coached into the 2015-2016 season with New York, helping develop then-rookie Kristaps Porzingis.

Fisher is a native of Little Rock, Arkansas where he attended Parkview Arts and Science Magnet High School, lettering in basketball. He then attended the University of Arkansas at Little Rock, where he finished his four-year career second all-time in school history in points (1,393), assists (472) and steals (189). His senior year, he was named Sun Belt Conference Player of the Year.

In the spring of 2016, Fisher became a television analyst for TNT, NBA TV and later Spectrum SportsNet as an in-studio analyst for the Lakers.



ASSISTANT COACHES

Fred Williams



Fred Williams was named assistant coach of the Los Angeles Sparks on Jan. 22, 2019 and brings over 35 years of collegiate and professional coaching experience. Most recently, Williams served as the Dallas Wings, previously Tulsa Shock, head coach from 2014-2018 where he coached WNBA All-Stars Skylar Diggins and Liz Cambage.

Williams launched his coaching career in 1983 as an assistant coach at USC where he coached standouts Cynthia Cooper, Pamela McGee, Cheryl Miller, Lisa Leslie and Tina Thompson. Williams helped lead the Trojans to back-to-back NCAA titles in 1983 and 1984 before serving as head coach from 1995-1997.

In addition to his time in Dallas, Williams previously served as head coach of the Utah Starzz from 1999-2001. Williams then spent six seasons with the Atlanta Dream, winning three WNBA Eastern Conference Championships. Williams took over Atlanta's head coach in 2012 and led the Dream to the WNBA finals in 2013.

Williams played for Boise State men's basketball program from 1976-1979 and averaged 12.0 points and 5.8 assists in his final season. The All-Big Sky Conference point guard played briefly in the NBA for the Utah Jazz before transitioning to a role on the sidelines. He also served as an advance scout for the Washington Mystics, Utah Jazz, Seattle Supersonics and Sacramento Kings.

Off the court, Williams is an avid musician who produces jazz music under the name "Freddy Bass Williams." He has released two jazz albums titled "Game Time" and "My Gift to You." Williams is originally from Inglewood, California, but currently resides in Irving, Texas with his wife Bo and their five children.

Latricia Trammell



Latricia Trammell was named assistant coach of the Los Angeles Sparks on Jan. 22, 2019. Trammell most recently served as an assistant coach for the San Antonio Stars in 2017 where she worked with the first overall pick Kelsey Plum.

Trammell also served as head coach at Oklahoma State University, producing an 85-10 record with the Stars. She led the team to back-to-back NAIA Division I women's basketball national championships in 2014 and 2015, which earned her National Coach of the Year honors in those two years. After her two titles at OCU, Trammell transitioned to Division I basketball and became an assistant coach for Georgia State from 2015-2017 before transitioning to the WNBA. Trammell holds a 255-131 overall high school and college coaching record in her 24 years on the sidelines.

The Oklahoma native debuted as a head coach when she took over the job at Western State (Colo.) University. Trammell spent five seasons with the Mountaineers and built Western State to be a top contender in the Rocky Mountain Athletic Conference. Trammell's team notched a 105-76 record and made five consecutive RMAC Shootout appearances, catapulting her to become the third winningest coach in program history.

Trammell formally served on the WBCA National Convention Advisory Board and on the voting committee for USA Today/ESPN D-II Top 25. The Seminole, Oklahoma native is also a frequent basketball clinician and was a former player for both Seminole State College and East Central Oklahoma.

Jamal Lovell



The Los Angeles Sparks named Jamal "Dash" Lovell their player development assistant coach on March 4, 2019. Lovell is a professional basketball skills trainer bringing over 11 years of experience working with NBA, WNBA and NCAA athletes, including Candace Parker, Paul George and Dwyane Wade.

Lovell is currently involved with high-profile training clinics in Los Angeles, New York and Miami. In total, Lovell has helped 22 players play NCAA Division I basketball and has worked with over 30 NBA and WNBA players. Lovell, who's known for his training brand DashLetics, believes that aggressiveness, balance and footwork are the key components for success on the court.

#0	ALANA BEARD	GUARD/FORWARD	5-11	5/14/84	DUKE	13TH SEASON
----	-------------	---------------	------	---------	------	-------------

2019 Regular Season Averages:

G-GS	PPG	RPG	APG	SPG	BPG	MPG	FG%	3FG%	FT%
15-3	3.5	1.5	1.5	0.7	0.1	14.9	44.9	20.0	77.8

	2019 Season Highs	Career Highs	Playoff Career Highs
PTS	10	33, at PHX 6/4/08	22, at CT 9/29/04
REB	3	10, Twice	9, at PHX 9/21/13 (Twice)
AST	4	10, at SA 6/28/12	7, vs MIN 10/14/16 (Twice)
STL	5	7, 3 Times	4, vs MIN 9/20/15 (Twice)
BLK	1	4, Twice	4, at CT 9/29/04
FGM	4	13, vs. SEA 7/23/06	9, at CT 9/29/04
3FGM	1	6, at ATL 6/3/08	1, vs. MIN 10/14/16 (6 times)
FTM	2	11, Twice	7, at CT 9/27/04
MINs	25	48, vs. IND 6/18/05	39, at PHX 9/21/13



GAME BY GAME STATS

Date	Opponent	MIN	FG-A	PCT	3PM-A	PCT	FTM-A	PCT	OFF	DEF	TOT	AST	STL	BLK	TO	PF	PTS
5/26	@LV	20:00	2 - 4	50.0	-	-	1 - 2	50.0	0	3	3	4	0	0	1	2	5
5/31	CT	DND	Hamstring	-	-	-	-	-	-	-	-	-	-	-	-	-	-
6/4	@NY	DND	Hamstring	-	-	-	-	-	-	-	-	-	-	-	-	-	-
6/6	@CT	DND	Hamstring	-	-	-	-	-	-	-	-	-	-	-	-	-	-
6/8	@MIN	DND	Hamstring	-	-	-	-	-	-	-	-	-	-	-	-	-	-
6/14	@PHO	DND	Hamstring	-	-	-	-	-	-	-	-	-	-	-	-	-	-
6/15	NY	DND	Hamstring	-	-	-	-	-	-	-	-	-	-	-	-	-	-
6/18	WASH	DND	Hamstring	-	-	-	-	-	-	-	-	-	-	-	-	-	-
6/21	@SEA	23:27	3 - 6	50.0	0 - 1	0	2 - 2	100.0	1	2	3	2	0	0	1	1	8
6/23	@PHO	16:08	0 - 3	0	0 - 1	0	-	-	0	1	1	2	0	0	0	2	0
6/27	LV	19:14	0 - 2	0	-	-	2 - 2	100.0	0	3	3	3	5	0	1	1	2
6/30	CHI	DND	-	-	-	-	-	-	-	-	-	-	-	-	-	-	-
7/7	WASH	10:52	2 - 3	66.7	-	-	-	-	0	0	0	0	1	0	0	1	4
7/9	@DAL	18:40	2 - 6	33.3	0 - 1	0	-	-	0	1	1	2	0	1	1	1	4
7/12	@IND	7:46	1-2	50.0	-	-	-	-	0	0	0	1	1	0	0	0	2
7/14	@ATL	DND	Hamstring	-	-	-	-	-	-	-	-	-	-	-	-	-	-
7/18	DAL	DND	Hamstring	-	-	-	-	-	-	-	-	-	-	-	-	-	-
7/20	@NY	DND	Hamstring	-	-	-	-	-	-	-	-	-	-	-	-	-	-
7/23	@ATL	DND	Hamstring	-	-	-	-	-	-	-	-	-	-	-	-	-	-
8/1	LV	DND	Hamstring	-	-	-	-	-	-	-	-	-	-	-	-	-	-
8/4	SEA	DND	Hamstring	-	-	-	-	-	-	-	-	-	-	-	-	-	-
8/8	PHO	DND	Hamstring	-	-	-	-	-	-	-	-	-	-	-	-	-	-
8/11	CHI	DND	Hamstring	-	-	-	-	-	-	-	-	-	-	-	-	-	-
8/14	@DAL	13:12	1-4	25.0	-	-	-	-	0	3	3	1	0	0	0	1	2
8/16	@CHI	25:12	4-5	80.0	1-1	100.0	1-1	100.0	0	1	1	4	1	0	0	2	10
8/20	MIN	19:57	3-5	60.0	-	-	1-2	50.0	1	1	2	1	1	0	1	4	7
8/22	IND	13:03	1 - 1	100.0	-	-	-	-	0	3	3	0	0	0	2	1	2
8/25	CT	15:41	1-3	33.3	0-1	0	-	-	0	1	1	2	0	0	1	2	2
8/27	@WASH	6:00	1-3	33.3	-	-	-	-	0	0	0	0	0	0	0	0	2
8/29	@IND	DNP	CD	-	-	-	-	-	-	-	-	-	-	-	-	-	-
8/31	@LV	DNP	CD	-	-	-	-	-	-	-	-	-	-	-	-	-	-
9/3	ATL	5:52	1-2	50.0	-	-	-	-	0	1	1	0	0	1	1	2	2
9/5	SEA	8:19	-	-	-	-	-	-	0	1	1	1	1	0	0	0	0
9/8	MIN																
Totals	-	223	22- 49	44.9	1- 5	20.0	7- 9	77.8	2	21	23	23	10	2	9	20	52

#1 ALEXIS JONES GUARD 5-9 05/08/94 BAYLOR 3RD SEASON

2019 Regular Season Averages:

G-GS	PPG	RPG	APG	SPG	BPG	MPG	FG%	3FG%	FT%
19-1	4.2	1.2	1.8	0.3	0.2	12.4	40.0	33.3	80.0

	2019 Season Highs	Career Highs	Playoff Career Highs
PTS	15	15, vs. MN 8/20/19	9, at LA 9/26/17
REB	2	4, vs. IND 8/30/17	2, at LA 9/26/17
AST	4	5, vs. CHI 9/1/17	4, at LA 9/26/17
STL	2	3 vs. IND, 8/18/17	--
BLK	2	2 vs. LV, 5/26/19	--
FGM	5	5, vs. MN 8/20/19	3, at LA 9/26/17
3FGM	3	3, three times	3, at LA 9/26/17
FTM	2	2, three times	--
MINs	20:43	28, vs. LA 6/3/18	17, at LA 9/26/17



GAME BY GAME STATS

Date	Opponent	MIN	FG-A	PCT	3PM-A	PCT	FTM-A	PCT	OFF	DEF	TOT	AST	STL	BLK	TO	PF	PTS
5/26	@LV	16	0 - 4	-	0 - 2	-	0 - 0	-	0	2	2	4	0	2	0	2	0
5/31	CT	15	1 - 7	.143	0-3	-	0 - 0	-	0	2	2	4	0	0	0	1	2
6/4	@NY	16:55	4 - 6	66.7	1 - 2	50.0	1-1	100.0	0	1	1	2	0	0	1	1	10
6/6	@CT	20	1 - 4	25.0	0 - 2	-	2 - 2	100.0	0	2	2	4	1	0	3	3	4
6/8	@MIN	DNP	-	-	-	-	-	-	-	-	-	-	-	-	-	-	-
6/14	@PHO	8:18	0 - 1	-	-	-	-	-	0	1	1	0	0	0	1	0	0
6/15	NY	14:55	3 - 4	75.0	3 - 3	100.0	-	-	0	0	0	2	0	0	3	3	9
6/18	WASH	DNP	CD	-	-	-	-	-	-	-	-	-	-	-	-	-	-
6/21	@SEA	DNP	CD	-	-	-	-	-	-	-	-	-	-	-	-	-	-
6/23	@PHO	15:22	3 - 5	60.0	1 - 1	100.0	1 - 2	50.0	0	0	0	1	0	0	1	2	8
6/27	LV	DNP	Knee	-	-	-	-	-	-	-	-	-	-	-	-	-	-
6/30	CHI	DNP	Knee	-	-	-	-	-	-	-	-	-	-	-	-	-	-
7/7	WASH	DNP	Knee	-	-	-	-	-	-	-	-	-	-	-	-	-	-
7/9	@DAL	DNP	Knee	-	-	-	-	-	-	-	-	-	-	-	-	-	-
7/12	@IND	DNP	Knee	-	-	-	-	-	-	-	-	-	-	-	-	-	-
7/14	@ATL	DNP	Knee	-	-	-	-	-	-	-	-	-	-	-	-	-	-
7/18	DAL	DNP	Knee	-	-	-	-	-	-	-	-	-	-	-	-	-	-
7/20	@NY	DNP	Knee	-	-	-	-	-	-	-	-	-	-	-	-	-	-
7/23	@ATL	DNP	Knee	-	-	-	-	-	-	-	-	-	-	-	-	-	-
8/1	LV	20:43	3 - 9	33.3	1 - 6	16.7	-	-	1	3	4	2	0	0	2	2	7
8/4	SEA	20:16	1-3	33.3	0-1	0.0	0-0	-	0	2	2	4	2	1	3	1	2
8/8	PHO	13:34	3 - 4	75.0	1 - 1	100.0	-	-	1	1	2	3	0	0	1	1	7
8/11	CHI	11:07	0 - 1	0	-	-	1 - 2	50.0	0	0	0	2	2	0	3	3	1
8/14	@DAL	6:53	1-3	33.3	0-1	0.0	2-2	100.0	0	0	0	0	1	1	1	2	4
8/16	@CHI	5:45	0-1	0.0	-	-	-	-	0	0	0	0	0	0	0	2	0
8/20	MIN	15:57	5-7	71.4	2-4	50.0	3-4	75.0	0	2	2	0	0	0	5	2	15
8/22	IND	10:32	0 - 1	0.0	-	-	-	-	0	1	1	4	0	1	1	1	0
8/25	CT	2:11	0-0	-	-	-	2-2	100.0	0	0	0	0	0	0	0	0	2
8/27	@WASH	10:03	2-4	50.0	1-3	33.3	-	-	0	1	1	0	0	0	0	0	5
8/29	@IND	2:20	0-2	0.0	0-1	0.0	-	-	0	1	1	0	0	0	0	0	0
8/31	@LV	DNP	CD	-	-	-	-	-	-	-	-	-	-	-	-	-	-
9/3	ATL	DNP	CD	-	-	-	-	-	-	-	-	-	-	-	-	-	-
9/5	SEA	10:44	1-4	25.0	1-3	33.0	-	-	0	1	1	2	0	0	0	1	3
9/8	MIN																
Totals	-	236	28-70	40.0	11-33	33.3	12-15	80.0	2	20	22	34	6	4	25	27	79

2019 Regular Season Averages:

G-GS	PPG	RPG	APG	SPG	BPG	MPG	FG%	3FG%	FT%
22 - 13	12.2	2.6	1.5	1.2	0.1	26.0	38.3	38.8	87.8

	2019 Season Highs	Career Highs	Playoff Career Highs
PTS	37	51, vs. SA 9/8/13	17, vs MIN 8/21/18
REB	5	9, vs. SEA 9/12/13	3, vs MIN 8/21/18
AST	4	6 (3 Times)	1, vs. vs MIN 8/23/18 (3 times)
STL	2	5 (3 Times)	2, vs MIN 8/21/18
BLK	1	2 (5 Times)	--
FGM	10	17, SA 9/8/13	3, vs MIN 8/21/18
3FGM	7	8, vs. SA 9/8/13	3, vs MIN 8/21/18
FTM	10	18, at ATL 7/7/15	2, vs MIN 8/21/18 (Twice)
MINS	40	40, at ATL 7/14/19	26, vs MIN 8/23/18



GAME BY GAME STATS

Date	Opponent	MIN	FG-A	PCT	3PM-A	PCT	FTM-A	PCT	OFF	DEF	TOT	AST	STL	BLK	TO	PF	PTS
5/26	@LV	17	1 - 4	25.0	1 - 2	50.0	1 - 2	50.0	1	1	2	0	0	0	2	3	4
5/31	CT	19:41	2 - 8	25.0	1 - 4	25.0	2 - 2	100.0	0	1	1	0	1	0	2	2	7
6/4	@NY	14:43	0 - 5	0	0 - 3	0	-	-	0	4	4	1	2	0	0	0	0
6/6	@CT	DND	CD	-	-	-	-	-	-	-	-	-	-	-	-	-	-
6/8	@MN	23:44	7 - 16	43.8	4 - 9	44.4	7 - 7	100.0	1	3	4	4	2	0	2	4	25
6/14	@PHO	28:32	4 - 10	40.0	3 - 5	60.0	-	-	0	2	2	3	2	1	0	1	11
6/15	NY	25:44	3 - 12	25.0	2 - 7	28.6	-	-	0	3	3	1	2	0	1	3	8
6/18	WASH	19:29	1 - 4	25.0	0 - 2	0.0	-	-	0	0	0	0	2	0	3	3	2
6/21	@SEA	19:07	2 - 5	40.0	2 - 3	66.7	1 - 2	50.0	0	3	3	1	2	0	0	1	7
6/23	@PHO	27:25	2 - 7	28.6	1 - 4	25.0	2 - 2	100.0	0	1	1	3	0	0	1	3	7
6/27	LV	35:44	7 - 16	43.8	3 - 6	50.0	1 - 1	100.0	1	4	5	2	0	0	2	1	18
6/30	CHI	29:55	5 - 11	45.5	3 - 8	37.5	6 - 7	85.7	1	2	3	3	1	0	2	3	19
7/7	WASH	27:03	6 - 11	54.5	5 - 10	50.0	2 - 2	100.0	1	3	4	1	1	0	1	3	19
7/9	@DAL	32:21	6 - 14	42.9	2 - 4	50.0	-	-	2	1	3	2	1	0	2	3	14
7/12	@IND	19:50	3 - 9	33.3	2 - 6	33.3	-	-	0	1	1	4	2	0	1	2	8
7/14	@ATL	39:41	8 - 19	42.1	5 - 12	41.0	2 - 2	100.0	1	3	4	0	1	0	0	3	23
7/18	DAL	SUSP	-	-	-	-	-	-	-	-	-	-	-	-	-	-	-
7/20	@NY	SUSP	-	-	-	-	-	-	-	-	-	-	-	-	-	-	-
7/23	@ATL	SUSP	-	-	-	-	-	-	-	-	-	-	-	-	-	-	-
8/1	LV	SUSP	-	-	-	-	-	-	-	-	-	-	-	-	-	-	-
8/4	SEA	SUSP	-	-	-	-	-	-	-	-	-	-	-	-	-	-	-
8/8	PHO	SUSP	-	-	-	-	-	-	-	-	-	-	-	-	-	-	-
8/11	CHI	SUSP	-	-	-	-	-	-	-	-	-	-	-	-	-	-	-
8/14	@DAL	SUSP	-	-	-	-	-	-	-	-	-	-	-	-	-	-	-
8/16	@CHI	SUSP	-	-	-	-	-	-	-	-	-	-	-	-	-	-	-
8/20	MIN	SUSP	-	-	-	-	-	-	-	-	-	-	-	-	-	-	-
8/22	IND	27:45	4 - 12	33.3	1 - 8	12.5	1 - 2	50.0	1	4	5	3	0	1	2	2	10
8/25	CT	25:56	7 - 12	58.3	5 - 8	62.5	2 - 2	100.0	0	2	2	1	1	0	1	5	21
8/27	@WASH	26:43	2 - 9	22.2	0 - 5	0.0	2 - 2	100.0	2	3	5	0	2	0	3	5	6
8/29	@IND	36:42	6 - 16	37.5	2 - 4	50.0	1 - 2	50.0	0	1	1	2	1	0	0	3	15
8/31	@LV	35:44	10 - 22	45.5	7 - 15	46.7	10 - 11	90.9	0	0	0	2	1	0	1	0	37
9/3	ATL	16:19	0 - 3	0.0	0 - 2	0.0	3 - 3	100.0	1	2	3	0	0	1	2	4	3
9/5	SEA	21:31	2 - 5	40.0	1 - 2	50.0	-	-	0	2	2	1	2	0	1	3	5
9/8	MIN																
Totals	-	571	88 - 230	38.3	50 - 129	38.8	43 - 49	87.8	12	46	58	34	26	3	28	57	269

#3	CANDACE PARKER	FORWARD/CENTER	6-4	4/19/86	TENNESSEE	11TH SEASON
----	----------------	----------------	-----	---------	-----------	-------------

2019 Regular Season Averages:

G-GS	PPG	RPG	APG	SPG	BPG	MPG	FG%	3FG%	FT%
21 - 21	11.2	6.3	3.5	1.0	0.8	26.1	41.6	27.6	78.8

	2019 Season Highs	Career Highs	Playoff Career Highs
PTS	21	40, vs HOU 7/9/08	33, vs. MIN 10/7/12
REB	11	20, at SA 6/1/13	18, at PHO 9/25/09
AST	6	11, at WAS 6/15 /18	11, at PHO 9/17/17
STL	4	8, vs IND 8/18/15	5, vs. MIN 9/29/17
BLK	4	9, vs TUL 6/20/12	4, at MIN 10/4/17 (5 Times)
FGM	9	15, vs HOU 7/9/08	14, vs. MIN 10/7/12
3FGM	3	5, Twice	3, at CHI 10/4/16 (4 Times)
FTM	5	14 vs. SEA 7/25/13	15, at CHI 10/4/16
MINS	31:52	48, Twice	40, at MIN 9/22/15 (4 Times)



GAME BY GAME STATS

Date	Opponent	MIN	FG-A	PCT	3PM-A	PCT	FTM-A	PCT	OFF	DEF	TOT	AST	STL	BLK	TO	PF	PTS
5/26	@LV	DND	Hamstring	-	-	-	-	-	-	-	-	-	-	-	-	-	-
5/31	CT	DND	Hamstring	-	-	-	-	-	-	-	-	-	-	-	-	-	-
6/4	@NY	DND	Hamstring	-	-	-	-	-	-	-	-	-	-	-	-	-	-
6/6	@CT	DND	Hamstring	-	-	-	-	-	-	-	-	-	-	-	-	-	-
6/8	@MIN	DND	Hamstring	-	-	-	-	-	-	-	-	-	-	-	-	-	-
6/14	@PHO	DND	Hamstring	-	-	-	-	-	-	-	-	-	-	-	-	-	-
6/15	NY	DND	Hamstring	-	-	-	-	-	-	-	-	-	-	-	-	-	-
6/18	WASH	24:41	1 - 9	11.1	0-3	0.0	1 - 2	50.0	1	4	5	3	2	0	6	1	3
6/21	@SEA	22:47	1 - 9	11.1	0-4	0.0	-	-	1	3	4	2	0	2	1	0	2
6/23	@PHO	28:28	3 - 10	30.0	2 - 4	50.0	4 - 4	100.0	1	10	11	3	0	0	2	1	12
6/27	LV	31:52	6 - 12	50.0	2 - 4	50.0	4 - 5	80.0	1	8	9	3	4	2	9	1	18
6/30	CHI	21:43	5 - 10	50.0	1 - 2	50.0	1 - 1	100.0	1	5	6	3	1	1	0	3	12
7/7	WASH	27:55	2 - 8	25.0	0 - 1	0	3 - 5	60.0	0	7	7	4	0	1	1	1	7
7/9	@DAL	6:11	1 - 2	50.0	-	-	-	-	1	2	3	1	0	0	2	0	2
7/12	@IND	DND	Ankle	-	-	-	-	-	-	-	-	-	-	-	-	-	-
7/14	@ATL	DND	Ankle	-	-	-	-	-	-	-	-	-	-	-	-	-	-
7/18	DAL	DND	Ankle	-	-	-	-	-	-	-	-	-	-	-	-	-	-
7/20	@NY	NWT	Ankle	-	-	-	-	-	-	-	-	-	-	-	-	-	-
7/23	@ATL	NWT	Ankle	-	-	-	-	-	-	-	-	-	-	-	-	-	-
8/1	LV	27:59	5 - 9	55.6	3 - 3	100.0	3-3	100.0	0	7	7	3	3	4	3	2	16
8/4	SEA	24:44	9-16	56.3	0-4	0.0	3-3	100.0	1	6	7	2	2	0	3	1	21
8/8	PHO	29:11	3 - 8	37.5	1-3	33.3	5-7	71.4	1	10	11	6	0	1	2	1	12
8/11	CHI	30:21	2 - 6	33.3	0 - 2	0	4 - 4	100.0	0	2	2	5	1	0	2	3	8
8/14	@DAL	28:26	2-8	25.0	0-3	0	0-0	0	1	1	2	2	1	0	3	3	4
8/16	@CHI	29:35	2-9	22.2	1-4	25.0	0-0	0	1	4	5	4	3	2	2	2	5
8/20	MIN	26:51	8-14	57.1	2-4	50.0	2-2	100.0	2	8	10	3	0	1	1	3	20
8/22	IND	19:48	3 - 8	37.5	0 - 2	0.0	2 - 4	50.0	0	3	3	5	0	0	0	2	8
8/25	CT	29:24	5-10	50.0	1-3	33.3	2-2	100.0	0	2	2	5	0	1	3	2	13
8/27	@WASH	18:10	3-5	60.0	0-1	0.0	6-8	75.0	1	2	3	1	1	0	3	3	12
8/29	@IND	32:17	3-8	37.5	-	-	-	-	1	5	6	5	2	1	3	5	6
8/31	@LV	32:08	6-14	42.9	2-5	40.0	-	-	0	6	6	5	1	0	1	3	14
9/3	ATL	30:25	7-14	50.0	1-4	25.0	6-7	85.7	3	8	11	6	1	2	1	2	21
9/5	SEA	24:52	7-13	53.8	0-2	0.0	6-9	66.7	5	4	9	2	0	0	3	0	20
9/8	MIN																
Totals	-	548	84-202	41.6	16-58	27.6	52-66	78.8	22	111	133	73	22	16	51	39	236

#5	MARINA MABREY	GUARD	5-11	11/14/96	NOTRE DAME	R-SEASON
----	---------------	-------	------	----------	------------	----------

2019 Regular Season Averages:

G-GS	PPG	RPG	APG	SPG	BPG	MPG	FG%	3FG%	FT%
30-0	3.9	1.2	1.0	0.6	0.2	11.6	33.1	25.3	87.5

	2019 Season Highs	Career Highs	Playoff Career Highs
PTS	14	14, @ CT (6/6/19)	–
REB	5	5, vs. WAS (6/19/19)	–
AST	5	5, vs. CHI (6/30/19)	–
STL	3	3, @ MN (6/8/19)	–
BLK	2	2, vs NY (6/14/19)	–
FGM	4	4, @ CT (6/6/19)	–
3FGM	3	3, @ CT (6/6/19)	–
FTM	4	4, @ ATL (7/14/19)	–
MINs	28	28, @CT (6/6/19)	–



GAME BY GAME STATS


Date	Opponent	MIN	FG-A	PCT	3PM-A	PCT	FTM-A	PCT	OFF	DEF	TOT	AST	STL	BLK	TO	PF	PTS
5/26	@LV	20	2 - 4	50.0	2 - 3	66.7	0 - 0	-	1	2	3	0	2	0	2	0	6
5/31	CT	4:51	1 - 2	50.0	1 - 1	100.0	0 - 0	-	0	1	1	0	0	0	1	3	3
6/4	@NY	10:23	0 - 4	-	0 - 2	-	0 - 0	-	0	0	0	1	0	0	0	0	0
6/6	@CT	28:08	4 - 12	33.3	3 - 7	42.9	3 - 3	100.0	1	1	2	2	2	1	0	1	14
6/8	@MIN	11:47	2 - 6	33.3	1 - 5	20.0	0 - 1	-	0	0	0	3	3	0	2	3	5
6/14	@PHO	13:38	2 - 3	66.7	1 - 2	50.0	-	-	0	1	1	2	1	0	0	0	5
6/15	NY	11:52	0-5	-	0-3	-	-	-	0	2	2	1	1	2	0	1	0
6/18	WASH	20:00	2-9	22.2	0-3	0	-	-	1	4	5	1	0	0	3	0	4
6/21	@SEA	14:55	2-6	33.3	1-4	25.0	2-2	100.0	0	0	0	0	0	0	0	0	7
6/23	@PHO	13:04	2 - 5	40.0	-	-	-	-	2	2	4	1	1	1	0	1	4
6/27	LV	13:35	2 - 4	50.0	0 - 2	0	-	-	0	2	2	1	0	0	2	2	4
6/30	CHI	14:09	3 - 6	50.0	1 - 4	25.0	-	-	1	2	3	5	0	0	1	1	7
7/7	WASH	6:23	0 - 2	0	0 - 1	0	-	-	0	0	0	1	0	0	1	0	0
7/9	@DAL	9:51	1 - 3	33.3	1 - 3	33.3	-	-	0	0	0	1	0	0	1	1	3
7/12	@IND	18:17	4 - 9	44.4	2-6	33.3	-	-	0	2	2	3	1	1	1	2	10
7/14	@ATL	15:46	0 - 4	0	0 - 3	0	4 - 4	100.0	0	0	0	1	1	1	0	0	4
7/18	DAL	25:57	4 - 8	50.0	2 - 3	66.7	2 - 2	100.0	0	1	1	1	1	0	1	0	12
7/20	@NY	4:17	0 - 4	0	0 - 1	0	-	-	0	0	0	0	0	0	1	0	0
7/23	@ATL	4:08	0 - 0	-	0-0	-	0-0	-	0	0	0	0	0	0	1	0	0
8/1	LV	1:28	0 - 1	0	0 - 1	0	-	-	0	1	1	0	0	0	1	1	0
8/4	SEA	15:34	3 - 7	42.9	2-5	40.0	2-2	100.0	0	2	2	0	0	1	1	0	10
8/8	PHO	12:35	4 - 8	50.0	1 - 5	20.0	-	-	0	1	1	1	0	0	0	2	9
8/11	CHI	16:12	1 - 5	20.0	1-4	25.0	-	-	0	2	2	0	2	0	0	1	3
8/14	@DAL	2:45	0-2	0	0-1	0	-	-	0	1	1	0	0	0	0	0	0
8/16	@CHI	DNP	CD	-	-	-	-	-	-	-	-	-	-	-	-	-	-
8/20	MIN	2:31	-	-	-	-	-	-	0	0	0	0	0	0	0	0	0
8/22	IND	6:30	1 - 2	50.0	-	-	1 - 2	50.0	0	0	0	2	1	0	0	0	3
8/25	CT	1:08	-	-	-	-	-	-	0	0	0	0	0	0	1	0	0
8/27	@WASH	7:17	0-1	0.0	0-1	0.0	-	-	0	0	0	0	2	0	1	0	0
8/29	@IND	DNP	CD	-	-	-	-	-	-	-	-	-	-	-	-	-	-
8/31	@LV	DNP	CD	-	-	-	-	-	-	-	-	-	-	-	-	-	-
9/3	ATL	14:39	0-3	0.0	0-2	0.0	-	-	0	3	3	1	0	0	2	0	0
9/5	SEA	6:49	2-2	100.0	-	-	-	-	0	1	1	2	0	0	0	2	4
9/8	MIN																
Totals	-	349	42-127	33.1	19-75	25.3	14-16	87.5	6	31	37	30	18	7	23	22	117

#7	MARIA VADEEVA	FORWARD/CENTER	6-4	6/16/98	RUSSIA	2ND SEASON
----	---------------	----------------	-----	---------	--------	------------

2019 Regular Season Averages:

G-GS	PPG	RPG	APG	SPG	BPG	MPG	FG%	3FG%	FT%
15- 1	7.8	3.9	0.7	1.0	0.2	12.0	49.0	31.3	76.9

	2019 Season Highs	Career Highs	Playoff Career Highs
PTS	24	24, at LV 5/26/19	2, at WSH 8/23/18
REB	7	7, Twice	--
AST	3	3, vs. SEA 8/4/19	--
STL	3	3, vs. MN 8/20/19	--
BLK	3	3, vs. DAL 6/26/18	--
FGM	11	11, at LV 5/26/19	1, at WSH 8/23/18
3FGM	2	2, 2 Times	--
FTM	0	3, at LV 6/29/18	--
MINS	24	24, at LV 5/26/19	3, at WSH 8/23/18



GAME BY GAME STATS


Date	Opponent	MIN	FG-A	PCT	3PM-A	PCT	FTM-A	PCT	OFF	DEF	TOT	AST	STL	BLK	TO	PF	PTS
5/26	@LV	24	11 - 20	55.0	2 - 4	50.0	0 - 1	0.0	1	4	5	1	2	3	3	3	24
5/31	CT	NWT	Overseas	-	-	-	-	-	-	-	-	-	-	-	-	-	-
6/4	@NY	NWT	Overseas	-	-	-	-	-	-	-	-	-	-	-	-	-	-
6/6	@CT	NWT	Overseas	-	-	-	-	-	-	-	-	-	-	-	-	-	-
6/8	@MIN	NWT	Overseas	-	-	-	-	-	-	-	-	-	-	-	-	-	-
6/14	@PHO	NWT	Overseas	-	-	-	-	-	-	-	-	-	-	-	-	-	-
6/15	NY	NWT	Overseas	-	-	-	-	-	-	-	-	-	-	-	-	-	-
6/18	WASH	NWT	Overseas	-	-	-	-	-	-	-	-	-	-	-	-	-	-
6/21	@SEA	NWT	Overseas	-	-	-	-	-	-	-	-	-	-	-	-	-	-
6/23	@PHO	NWT	Overseas	-	-	-	-	-	-	-	-	-	-	-	-	-	-
6/27	LV	NWT	Overseas	-	-	-	-	-	-	-	-	-	-	-	-	-	-
6/30	CHI	NWT	Overseas	-	-	-	-	-	-	-	-	-	-	-	-	-	-
7/7	WASH	NWT	Overseas	-	-	-	-	-	-	-	-	-	-	-	-	-	-
7/9	@DAL	NWT	Overseas	-	-	-	-	-	-	-	-	-	-	-	-	-	-
7/12	@IND	DND	Knee	-	-	-	-	-	-	-	-	-	-	-	-	-	-
7/14	@ATL	DND	Knee	-	-	-	-	-	-	-	-	-	-	-	-	-	-
7/18	DAL	DND	Knee	-	-	-	-	-	-	-	-	-	-	-	-	-	-
7/20	@NY	DND	Knee	-	-	-	-	-	-	-	-	-	-	-	-	-	-
7/23	@ATL	DND	Knee	-	-	-	-	-	-	-	-	-	-	-	-	-	-
8/1	LV	9:03	1 - 7	14.3	0 - 1	0	-	-	0	2	2	0	0	0	0	1	2
8/4	SEA	15:16	5-6	83.3	0-0	-	4-4	100.0	2	2	4	3	2	0	2	2	14
8/8	PHO	11:09	2-4	50.0	1- 2	50.0	-	-	0	1	1	0	0	0	1	3	5
8/11	CHI	11:25	5 - 6	83.3	1-1	100.0	1-1	100.0	2	3	5	0	0	0	2	2	12
8/14	@DAL	10:30	4-7	57.1	0-2	0	1-1	100.0	0	3	3	1	1	0	1	4	9
8/16	@CHI	13:54	1-8	12.5	0-1	0	0	0	2	2	4	0	2	0	2	1	2
8/20	MIN	13:08	2-2	100.0	-	-	1-2	50.0	1	2	3	0	3	0	1	0	5
8/22	IND	12:26	4 - 8	50.0	0 - 1	0.0	-	-	1	6	7	1	1	0	2	1	8
8/25	CT	6:30	1-4	25.0	0-1	0.0	-	-	1	0	1	0	1	0	1	1	2
8/27	@WASH	14:57	5-10	50.0	0-1	0.0	-	-	2	5	7	0	0	0	0	2	10
8/29	@IND	3:35	1-1	100.0	-	-	-	-	0	0	0	0	0	0	0	0	2
8/31	@LV	1:54	0-1	0.0	0	0	0	0	0	0	0	0	0	0	0	0	0
9/3	ATL	13:45	4-10	40.0	1-1	100.0	1-2	50.0	4	4	8	1	1	0	2	2	10
9/5	SEA	17:57	5-10	50.0	0-1	0.0	2-2	100.0	2	6	8	3	2	0	1	1	12
9/8	MIN																
Totals	-	180	51-104	49.0	5-16	31.3	10-13	76.9	18	40	58	10	15	3	18	23	117

#10	TIERRA RUFFIN-PRATT	GUARD/FORWARD	5-11	04/11/91	NORTH CAROLINA	6TH SEASON
-----	---------------------	---------------	------	----------	----------------	------------

2019 Regular Season Averages:

G-GS	PPG	RPG	APG	SPG	BPG	MPG	FG%	3FG%	FT%
33-32	6.2	2.4	1.4	0.8	0.6	25.3	37.3	34.7	85.4

	2019 Season Highs	Career Highs	Playoff Career Highs
PTS	23	23, at ATL 7/23/19	17, at NY 9/22/15
REB	7	12, vs. SEA 6/27/17	9, at NY 9/10/17
AST	5	6, six times	4 at NY 9/10/17 (3 times)
STL	4	4, two times	4, at NY 9/22/15
BLK	3	3, Three times	1, vs. SEA 9/12/18 (8 times)
FGM	7	8, two times	6, at NY 9/22/15
3FGM	6	6, at ATL 7/23/19	2, vs. SEA 9/12/18 (3 times)
FTM	3	9, vs. SAN 8/28/16	6, vs. MIN 9/17/17 (Twice)
MINS	37:10	40, vs. SEA 5/26/16	33, at NY 9/18/15



GAME BY GAME STATS


Date	Opponent	MIN	FG-A	PCT	3PM-A	PCT	FTM-A	PCT	OFF	DEF	TOT	AST	STL	BLK	TO	PF	PTS
5/26	@LV	20	0 - 2	0.0	0 - 0	-	0 - 0	-	0	1	1	3	1	0	1	1	0
5/31	CT	22:17	2-4	50.0	1-2	50.0	0 - 0	-	1	2	3	3	1	1	3	3	5
6/4	@NY	19:32	1 - 4	25.0	1 - 2	50.0	0 - 0	-	3	4	7	3	2	3	2	1	3
6/6	@CT	13:17	1 - 4	25.0	0 - 1	-	0 - 0	-	0	2	2	2	1	0	2	0	2
6/8	@MIN	35:08	6 - 11	54.5	2 - 4	50.0	3 - 3	100.0	0	2	2	5	1	3	0	2	17
6/14	@PHO	29:14	4 - 8	50.0	1 - 2	50.0	5 - 6	83.3	1	5	6	0	1	2	0	4	14
6/15	NY	24:14	3-7	42.9	0-1	-	0-0	-	1	2	3	4	0	1	0	4	6
6/18	WASH	20:31	0-5	0.0	0-3	0.0	-	-	0	2	2	0	0	0	1	2	0
6/21	@SEA	23:24	1-4	25.0	0-2	0.0	3-4	75.0	1	1	2	2	1	0	0	0	5
6/23	@PHO	17:57	4 - 5	80.0	3 - 3	100.0	-	-	0	1	1	0	0	1	1	6	11
6/27	LV	21:48	2 - 4	50.0	2 - 3	66.7	2 - 2	100.0	1	1	2	1	0	1	0	3	8
6/30	CHI	26:18	3 - 5	60.0	1 - 2	50.0	1 - 1	100.0	0	1	1	2	0	0	1	2	8
7/7	WASH	26:34	5 - 10	50.0	2 - 4	50.0	-	-	0	1	1	3	0	0	0	1	12
7/9	@DAL	16:18	0 - 2	0	0 - 1	0.0	-	-	1	0	1	2	0	0	1	1	0
7/12	@IND	23:31	1-5	20.0	0-1	0.0	3-4	75.0	1	2	3	3	1	0	0	2	5
7/14	@ATL	35:52	3 - 10	30.0	0 - 4	0	-	-	2	3	5	4	0	0	0	3	6
7/18	DAL	37:10	2 - 10	20.0	0 - 1	0	-	-	1	1	2	0	2	0	1	3	4
7/20	@NY	36:37	4 - 10	40.0	1 - 3	33.3	1 - 2	50.0	0	3	3	2	0	1	2	5	10
7/23	@ATL	35:47	7 - 13	53.8	6 - 9	66.7	3 - 4	75	1	3	4	2	1	2	4	2	23
8/1	LV	34:38	0 - 4	0	0 - 4	0	-	-	0	1	1	0	2	1	1	3	0
8/4	SEA	20:21	2-4	50.0	0-0	-	2-2	100.0	0	1	1	1	0	0	1	4	6
8/8	PHO	31:26	1-4	25.0	1-2	50.0	-	-	0	3	3	2	1	1	1	3	3
8/11	CHI	28:21	3-10	30.0	1-4	25.0	1-1	100.0	2	2	4	2	1	0	2	3	8
8/14	@DAL	27:18	3-5	60.0	1-1	100.0	-	-	0	2	2	0	0	1	0	4	7
8/16	@CHI	21:33	6-8	75.0	0-2	0	4-4	100.0	1	2	3	2	1	0	2	5	16
8/20	MIN	16:52	0-4	0.0	0-2	0	-	-	0	1	1	1	1	0	0	1	0
8/22	IND	20:27	3 - 6	50.0	2 - 3	66.7	3 - 3	100.0	2	1	3	1	1	1	1	2	11
8/25	CT	18:54	2-7	28.6	0-2	0.0	1-1	100.0	0	0	0	0	0	0	0	1	5
8/27	@WASH	18:08	0-5	0.0	0-3	0.0	1-2	50.0	0	0	0	0	2	0	0	2	1
8/29	@IND	26:09	0-2	0.0	-	-	-	-	0	2	2	0	0	1	1	6	0
8/31	@LV	31:52	1-4	25.0	-	-	-	-	0	3	3	2	0	0	0	4	2
9/3	ATL	28:46	0-2	0.0	-	-	-	-	1	3	4	3	0	0	1	5	0
9/5	SEA	24:52	2-5	40.0	0-1	0.0	2-2	100.0	0	2	2	2	4	0	0	2	6
9/8	MIN																
Totals	-	835	72-193	37.3	25-72	34.7	35-41	85.4	20	60	80	57	25	20	29	90	204

#12	CHELSEA GRAY	GUARD	5-11	10/8/92	DUKE	4TH SEASON
-----	--------------	-------	------	---------	------	------------

2019 Regular Season Averages:

G-GS	PPG	RPG	APG	SPG	BPG	MPG	FG%	3FG%	FT%
33-33	14.5	3.7	5.9	1.0	0.1	32.8	41.2	38.5	91.7

	2019 Season Highs	Career Highs	Playoff Career Highs
PTS	30	30, at IND 8/29/19	27, at MIN 9/24/17
REB	10	10, vs. WAS 7/7/19	6, vs. PHO 9/14/17
AST	13	13, vs WAS 7/7/19	9, vs. MIN 10/1/17
STL	5	6, at MN 5/20/18	3, at MIN 10/4/17 (Twice)
BLK	2	3, at Chi 6/17/18	2, vs. MIN 9/29/17
FGM	11	11, at NY 8/14/18	10, at MIN 9/24/17
3FGM	7	7, at IND 8/29/19	4, at MIN 9/24/17 (3 times)
FTM	6	6, vs MIN 9/6/16	6, at MIN 10/9/16
MINS	41:03	48, at CHI 8/18/17	38, vs. PHO 9/14/17



GAME BY GAME STATS

Date	Opponent	MIN	FG-A	PCT	3PM-A	PCT	FTM-A	PCT	OFF	DEF	TOI	AST	STL	BLK	TO	PF	PTS
5/26	@LV	24	3 - 9	33.3	0 - 2	0.0	2 - 2	100.0	1	1	2	4	1	2	3	0	8
5/31	CT	33:43	5 - 15	33.3	0 - 1	0.0	6 - 7	85.7	1	3	4	4	1	0	1	1	16
6/4	@NY	31:34	10 - 20	50.0	4 - 7	57.1	5 - 5	100.0	0	3	3	4	0	0	2	1	29
6/6	@CT	32:25	1 - 6	16.7	0 - 2	-	2 - 2	100.0	0	1	1	6	1	0	8	3	4
6/8	@MIN	30:55	8 - 12	66.7	1 - 1	100.0	4 - 4	100.0	1	2	3	4	0	0	4	3	21
6/14	@PHO	31:15	8 - 16	50.0	4 - 6	66.7	1 - 1	100.0	0	3	3	9	1	0	1	2	21
6/15	NY	28:58	8-16	50.0	2-5	40.0	0-0	-	1	3	4	6	1	0	4	1	18
6/18	WASH	27:21	4-12	33.3	0 - 3	0.0	-	-	1	6	7	2	1	0	3	1	8
6/21	@SEA	25:12	3-9	33.3	1 - 4	25.0	-	-	0	2	2	1	1	0	2	1	7
6/23	@PHO	30:17	2 - 13	15.3	0 - 4	0.0	3 - 3	100.0	0	3	3	7	1	0	2	2	7
6/27	LV	29:39	8 - 17	47.1	1 - 3	33.3	1 - 1	100.0	0	4	4	6	1	0	0	0	18
6/30	CHI	28:59	6 - 13	46.2	1 - 2	50.0	1 - 1	100.0	0	5	5	5	1	0	3	1	13
7/7	WASH	33:37	5 - 12	41.7	2 - 4	50.0	1 - 1	100.0	1	9	10	13	0	0	2	0	13
7/9	@DAL	33:07	1 - 8	12.5	0 - 4	0	1 - 1	100.0	1	1	2	4	1	0	6	1	3
7/12	@IND	31:47	4-9	44.4	3-4	75.0	4-4	100.0	1	4	5	6	2	0	2	2	15
7/14	@ATL	41:03	4 - 12	33.3	0 - 1	0	2 - 2	100.0	1	5	6	9	1	0	2	0	10
7/18	DAL	29:52	5 - 13	38.5	0 - 1	0	1 - 2	50.0	0	9	9	4	3	0	3	4	11
7/20	@NY	34:04	7 - 14	50.0	3 - 7	42.9	2 - 2	100.0	0	2	2	5	5	0	2	5	19
7/23	@ATL	38:37	4 - 14	28.6	1 - 2	50.0	1 - 1	100.0	0	3	3	6	1	0	2	1	10
8/1	LV	35:06	7 - 17	41.2	1 - 4	25.0	1 - 1	100.0	0	3	3	10	0	0	3	2	16
8/4	SEA	35:44	3-8	37.5	3-6	50.0	1-2	50.0	1	1	2	8	1	0	4	0	10
8/8	PHO	34:04	4-13	30.8	0-3	0	2-3	66.7	0	3	3	5	2	0	5	2	10
8/11	CHI	34:23	10-20	50.0	3-5	60.0	3-3	100.0	2	2	4	6	1	0	7	1	26
8/14	@DAL	37:21	8-18	44.4	1-4	25.0	5-5	100.0	0	1	1	7	0	0	7	1	22
8/16	@CHI	39:19	8-17	47.1	2-5	40.0	7-7	100.0	0	5	5	5	0	0	3	1	25
8/20	MIN	35:37	5-12	41.7	3-5	60.0	4-4	100.0	0	4	4	2	2	0	2	1	17
8/22	IND	25:20	4 - 9	44.4	2 - 4	50.0	-	-	0	4	4	4	0	0	4	2	10
8/25	CT	35:50	5-13	38.5	1-5	20.0	1-1	100.0	0	5	5	6	1	0	3	1	12
8/27	@WASH	27:49	4-11	36.0	2-3	66.7	2-3	66.7	1	3	4	7	0	0	2	2	12
8/29	@IND	37:48	11-21	52.4	7-9	77.8	1-1	100.0	0	2	2	9	0	0	4	3	30
8/31	@LV	38:33	3-13	23.1	1-4	25.0	3-4	74.0	0	4	4	7	0	0	1	2	10
9/3	ATL	40:00	7-15	46.7	1-5	20.0	-	-	0	2	2	4	3	1	4	1	15
9/5	SEA	27:19	6-12	50.0	0-4	0.0	-	-	0	1	1	9	0	0	3	1	12
9/8	MIN																
Totals	-	1081	181-439	41.2	50-130	38.5	66-72	91.7	13	109	122	194	33	3	104	49	478

2019 Regular Season Averages:

G-GS	PPG	RPG	APG	SPG	BPG	MPG	FG%	3FG%	FT%
31-14	9.6	5.7	0.8	1.0	0.7	21.9	49.2	25.0	80.6

	2019 Season Highs	Career Highs	Playoff Career Highs
PTS	26	30, vs. SEA 6/15/18	2, vs. PHX 8/23/18
REB	14	17, vs. NY 6/29/14	3, vs. PHX 8/23/18
AST	4	4, vs. NY 6/14/19	1, vs. PHX 8/23/18
STL	3	4, two times	2, vs. PHX 8/23/18
BLK	2	7, vs. DAL 7/20/16	—
FGM	9	13, vs. SEA 6/15/18	1, vs. PHX 8/23/18
3FGM	1	1, Twice	—
FTM	8	8, Twice	—
MINS	36	40, two times	19



GAME BY GAME STATS

Date	Opponent	MIN	FG-A	PCT	3PM-A	PCT	FTM-A	PCT	OFF	DEF	TOT	AST	STL	BLK	TO	PF	PTS
5/26	@LV	20	1 - 10	10.0	-	-	-	-	0	6	6	0	2	0	0	4	2
5/31	CT	32:11	7 - 11	63.6	-	-	6 - 6	100.0	4	3	7	2	1	1	0	5	20
6/4	@NY	35:43	5 - 13	38.5	-	-	5 - 6	83.3	5	5	10	2	2	2	3	3	15
6/6	@CT	30:22	9 - 11	81.8	-	-	1 - 2	50.0	3	0	3	1	3	2	0	1	19
6/8	@MIN	29:52	6 - 12	50.0	0 - 1	0.0	2 - 2	100.0	5	4	9	0	1	1	2	4	14
6/14	@PHO	15:00	4 - 7	57.1	-	-	-	-	1	1	2	0	1	0	1	4	8
6/15	NY	34:25	12 - 20	60.0	-	-	2-3	66.7	7	7	14	4	1	0	1	4	26
6/18	WASH	27:58	3 - 7	42.9	-	-	0-2	0.0	2	5	7	1	1	0	4	3	6
6/21	@SEA	26:57	2 - 9	22.0	0 - 1	0.0	-	-	1	5	6	1	0	1	4	5	4
6/23	@PHO	23:30	6 - 9	66.7	-	-	0 - 1	0.0	2	3	5	0	0	0	1	2	12
6/27	LV	25:38	3 - 10	30.0	-	-	-	-	3	7	10	0	1	2	0	4	6
6/30	CHI	18:17	4 - 7	57.1	-	-	2 - 2	100.0	3	4	7	1	2	1	2	2	10
7/7	WASH	12:04	2 - 4	100.0	-	-	-	-	0	0	0	0	0	1	0	3	4
7/9	@DAL	27:55	4 - 8	50.0	1 - 1	100.0	2 - 2	100.0	6	4	10	2	1	2	2	1	11
7/12	@IND	30:33	9-17	52.9	-	-	1-2	50.0	7	2	9	1	2	1	1	3	19
7/14	@ATL	30:42	1 - 8	12.5	-	-	2 - 2	100.0	5	5	10	1	2	2	1	5	4
7/18	DAL	29:22	4 - 8	50.0	-	-	4 - 4	100.0	2	4	6	2	1	0	0	3	12
7/20	@NY	27:07	4 - 8	50.0	-	-	8 - 10	80.0	2	5	7	1	1	1	1	6	16
7/23	@ATL	25:19	10 - 14	71.4	-	-	5 - 5	100.0	7	5	12	3	1	2	2	5	15
8/1	LV	DND	JAW	-	-	-	-	-	-	-	-	-	-	-	-	-	-
8/4	SEA	DND	JAW	-	-	-	-	-	-	-	-	-	-	-	-	-	-
8/8	PHO	11:20	1-5	20.0	-	-	-	-	1	1	2	0	2	0	2	5	2
8/11	CHI	13:01	0-4	0	-	-	2-2	100.0	1	1	2	0	2	1	2	2	2
8/14	@DAL	11:21	0-1	0	-	-	-	-	1	1	2	0	0	0	1	1	0
8/16	@CHI	12:53	2-6	33.3	-	-	1-2	50.0	2	0	2	0	1	0	1	3	5
8/20	MIN	16:12	1-2	50.0	-	-	3-4	75.0	1	2	3	1	1	0	3	2	5
8/22	IND	16:23	7 - 8	87.5	-	-	1 - 2	50.0	0	1	1	1	1	0	0	4	15
8/25	CT	12:07	2-4	50.0	-	-	1-1	100.0	1	4	5	0	0	1	2	3	5
8/27	@WASH	18:13	1-4	25.0	-	-	-	-	1	0	1	0	0	0	1	2	2
8/29	@IND	4:58	-	-	-	-	-	-	0	2	2	0	0	0	1	4	0
8/31	@LV	17:48	4-6	66.7	0-1	0.0	1-1	100.0	2	1	3	1	1	0	0	5	9
9/3	ATL	27:06	7-10	70.0	-	-	3-4	75.0	4	6	10	0	0	1	3	5	17
9/5	SEA	14:06	5-6	83.3	-	-	2-2	100.0	0	5	5	0	0	1	0	2	12
9/8	MIN																
Totals	-	679	121-246	49.2	1-4	25.0	54-67	80.6	79	99	178	25	31	23	41	105	297

#21	KALANI BROWN	CENTER	6-7	03/21/97	BAYLOR	R-SEASON
-----	--------------	--------	-----	----------	--------	----------

2019 Regular Season Averages:

G-GS	PPG	RPG	APG	SPG	BPG	MPG	FG%	3FG%	FT%
27-0	5.3	3.6	0.6	0.3	0.8	13.4	48.6	-	78.3

	2018 Season Highs	Career Highs	Playoff Career Highs
PTS	12	12, Twice	—
REB	8	8, at ATL 7/23/19	—
AST	2	2, Twice	—
STL	1	1, Four Times	—
BLK	3	3, @CHI 6/30/19	—
FGM	6	6, @ ATL (7/14/19)	—
3FGM	--	--	—
FTM	4	4, vs. LV (6/27/19)	—
MINs	22:30	22:30, vs. LV (6/27/19)	—



GAME BY GAME STATS

Date	Opponent	MIN	FG-A	PCT	3PM-A	PCT	FTM-A	PCT	OFF	DEF	TOT	AST	STL	BLK	TO	PF	PTS
5/26	@LV	16	1 - 4	25.0	-	-	2 - 2	100.0	0	5	5	0	1	2	1	1	4
5/31	CT	9:44	1 - 1	100.0	-	-	-	-	0	2	2	1	1	0	1	2	2
6/4	@NY	11:59	2 - 4	50.0	-	-	0 - 2	0	3	2	5	0	0	1	1	4	4
6/6	@CT	9:16	1 - 3	33.3	-	-	2 - 2	100.0	0	1	1	0	1	0	3	1	4
6/8	@MIN	13:18	1 - 3	33.3	-	-	-	-	1	3	4	0	0	0	2	3	2
6/14	@PHO	21:04	3 - 6	50.0	-	-	-	-	2	3	5	0	0	1	2	4	6
6/15	NY	12:42	0-4	-	-	-	2-2	100.0	2	2	4	0	0	0	1	3	2
6/18	WASH	13:56	1-3	33.3	-	-	3 - 4	75.0	1	2	3	1	0	1	2	1	5
6/21	@SEA	17:39	3 - 5	60.0	-	-	-	-	1	2	3	2	0	1	1	2	6
6/23	@PHO	DNP	CD	-	-	-	-	-	-	-	-	-	-	-	-	-	-
6/27	LV	22:30	4 - 10	40.0	-	-	4 - 4	100.0	2	2	4	1	0	1	0	1	12
6/30	CHI	14:33	2 - 3	66.7	-	-	2 - 2	100.0	0	2	2	2	0	3	1	0	6
7/7	WASH	9:37	0 - 3	0	-	-	-	-	3	2	5	1	1	0	0	1	0
7/9	@DAL	16:02	3 - 5	60.0	-	-	2 - 3	66.7	2	3	5	0	0	0	2	0	8
7/12	@IND	15:38	3-7	42.9	-	-	3-3	100.0	3	2	5	0	0	0	1	1	9
7/14	@ATL	20:12	6 - 10	60.0	-	-	-	-	1	1	2	0	0	1	0	4	12
7/18	DAL	14:03	1 - 1	100.0	-	-	3 - 4	75.0	2	3	5	1	0	1	1	1	5
7/20	@NY	19:34	2 - 2	100.0	-	-	-	-	0	1	1	1	0	1	1	4	4
7/23	@ATL	17:05	1 - 4	25.0	-	-	1 - 2	50.0	2	6	8	1	1	1	3	3	3
8/1	LV	12:33	3- 5	60.0	-	-	1-1	100.0	3	1	4	0	0	2	1	2	7
8/4	SEA	10:12	2-3	66.7	-	-	-	-	0	2	2	1	0	1	2	3	4
8/8	PHO	DNP	CD	-	-	-	-	-	-	-	-	-	-	-	-	-	-
8/11	CHI	DNP	CD	-	-	-	-	-	-	-	-	-	-	-	-	-	-
8/14	@DAL	DNP	CD	-	-	-	-	-	-	-	-	-	-	-	-	-	-
-8/16	@CHI	DNP	CD	-	-	-	-	-	-	-	-	-	-	-	-	-	-
8/20	MIN	DNP	CD	-	-	-	-	-	-	-	-	-	-	-	-	-	-
8/22	IND	10:45	3- 4	75.0	-	-	4 - 6	66.7	1	3	4	1	1	1	0	0	10
8/25	CT	1:08	-	-	-	-	-	-	0	0	0	0	0	0	0	0	0
8/27	@WASH	7:30	0-1	0.0	-	-	4-4	100.0	0	3	3	1	0	0	0	1	4
8/29	@IND	16:19	3-6	50.0	-	-	1-1	100.0	2	2	4	0	1	2	1	3	7
8/31	@LV	16:31	3-5	60.0	-	-	0-1	-	1	2	3	1	0	1	1	3	6
9/3	ATL	6:51	1-3	33.3	-	-	-	-	1	2	3	0	0	1	0	2	2
9/5	SEA	5:39	3-4	75.0	-	-	2-3	66.7	0	2	2	1	0	0	0	0	8
9/8	MIN																
Totals	-	362	53-109	48.6	0-0	-	36-46	78.3	34	62	96	16	7	22	28	47	142

#24	SYDNEY WIESE	GUARD	6-0	6/16/95	OREGON STATE	2ND SEASON
-----	--------------	-------	-----	---------	--------------	------------

2019 Regular Season Averages:

G-GS	PPG	RPG	APG	SPG	BPG	MPG	FG%	3FG%	FT%
31-16	4.7	1.3	1.7	0.4	0.2	20.5	38.5	37.8	100.0

	2019 Season Highs	Career Highs	Playoff Career Highs
PTS	12	22 vs WAS 5/19/17	--
REB	4	4 vs. CT 5/31/19	--
AST	6	6, at NY 7/20/19	--
STL	4	4, at ATL 7/23/19	--
BLK	1	1, 9 times	--
FGM	4	8 vs WAS 5/19/17	--
3FGM	3	6 vs WAS 5/19/17	--
FTM	2	3, vs. NY 8/4/17	--
MINS	30	30 vs CT 5/31/19	3, vs. PHO 5/19/17



GAME BY GAME STATS

Date	Opponent	MIN	FG-A	PCT	3PM-A	PCT	FTM-A	PCT	OFF	DEF	TOT	AST	STL	BLK	TO	PF	PTS
5/26	@LV	2	0 - 0	0.0	0 - 0	0.0	0 - 0	-	0	0	0	0	0	0	0	0	0
5/31	CT	29:44	1 - 5	20.0	1 - 4	25.0	0 - 0	-	0	4	4	0	1	1	1	0	3
6/4	@NY	26:52	3 - 8	37.5	2 - 4	50.0	0 - 0	-	0	1	1	0	0	0	2	1	8
6/6	@CT	26:30	3 - 8	37.5	1 - 6	16.7	0 - 0	-	0	2	2	4	0	1	0	2	7
6/8	@MIN	15:34	0 - 5	-	0 - 2	-	0 - 0	-	0	0	0	0	2	1	1	0	0
6/14	@PHO	15:17	2 - 2	100.0	-	-	-	-	0	1	1	2	0	0	1	1	4
6/15	NY	14:16	1-3	33.3	1-2	50.0	0-0	-	0	3	3	2	0	0	1	0	3
6/18	WASH	17:20	4-7	57.1	2-3	66.7	2-2	100.0	2	1	3	1	1	0	2	1	12
6/21	@SEA	13:53	2-3	66.7	1-4	25.0	2-2	100.0	0	0	0	0	0	0	0	0	7
6/23	@PHO	DNP	CD	-	-	-	-	-	-	-	-	-	-	-	-	-	-
6/27	LV	DNP	CD	-	-	-	-	-	-	-	-	-	-	-	-	-	-
6/30	CHI	20:41	4 - 6	66.7	3 - 5	60.0	-	-	1	2	3	0	0	0	2	1	11
7/7	WASH	15:39	3 - 6	50.0	2 - 4	50.0	-	-	0	2	2	0	0	1	0	2	8
7/9	@DAL	9:42	1 - 4	25.0	0 - 1	0.0	-	-	0	1	1	0	1	0	0	0	2
7/12	@IND	18:54	0-3	0.0	0-3	0.0	-	-	0	0	0	1	1	0	3	0	0
7/14	@ATL	6:31	0 - 3	0	0 - 3	0	-	-	0	1	1	0	0	0	0	0	0
7/18	DAL	26:49	1 - 5	20.0	1 - 4	25.0	-	-	0	1	1	2	0	0	3	1	3
7/20	@NY	26:43	2 - 6	33.0	2 - 5	40.0	-	-	0	1	1	6	0	1	2	3	6
7/23	@ATL	27:17	1 - 7	14.3	1 - 4	25.0	-	-	0	0	0	2	4	0	0	0	3
8/1	LV	28:05	3 - 4	75.0	3 - 4	75.0	-	-	0	0	0	3	0	0	0	2	9
8/4	SEA	28:04	1-2	50.0	1-2	50.0	-	-	0	1	1	3	0	0	0	0	3
8/8	PHO	29:23	4-4	100.0	3-3	100.0	1-1	100.0	0	0	0	2	1	0	0	1	12
8/11	CHI	26:33	3-5	60.0	1-3	33.3	-	-	0	2	2	2	0	0	2	2	7
8/14	@DAL	29:46	3-6	50.0	3-4	75.0	-	-	0	0	0	3	0	0	0	1	9
8/16	@CHI	28:14	1-7	14.3	0-3	0	-	-	0	0	0	5	0	0	0	1	2
8/20	MIN	29:05	2-6	33.3	0-3	0	-	-	0	0	0	2	0	0	1	1	4
8/22	IND	16:23	1-1	100.0	1-1	100.0	1-1	100.0	0	3	3	2	0	0	1	2	4
8/25	CT	20:19	2-2	100.0	2-2	100.0	-	-	0	2	2	3	0	0	1	2	6
8/27	@WASH	20:07	0-2	0.0	0-2	0.0	2-2	100.0	2	1	3	2	0	0	4	0	2
8/29	@IND	13:16	2-3	66.7	1-2	50.0	2-2	100.0	0	1	1	2	0	0	0	1	7
8/31	@LV	13:50	0-4	0.0	0-3	0.0	-	-	0	1	1	1	0	0	0	0	0
9/3	ATL	16:15	0-4	0.0	0-3	0.0	-	-	0	2	2	0	1	0	2	1	0
9/5	SEA	20:30	2-4	50.0	1-3	33.3	1-1	100.0	0	1	1	3	1	1	0	0	6
9/8	MIN																
Totals	-	634	52-135	38.5	34-90	37.8	9-9	100.0	5	35	40	54	13	7	31	27	147

2019 Regular Season Averages:

G-GS	PPG	RPG	APG	SPG	BPG	MPG	FG%	3FG%	FT%
31-31	16.2	9.0	1.8	1.9	0.5	28.0	50.4	33.8	82.8

	2019 Season Highs	Career Highs	Playoff Career Highs
PTS	31	38 vs. ATL 6/30/16	27, vs. CHI 9/28/16
REB	15	20, at IND 7/12/12	14, vs. PHO 9/19/13
AST	5	8, Twice	6, vs. CHI 10/28/16
STL	6	6, Twice	4, at CHI 10/4/16
BLK	2	5 vs. ATL 6/30/16	3, at CHI 10/4/16
FGM	11	13 vs. ATL 6/30/16	11, vs. CHI 9/28/16
3FGM	5	5 vs. WAS 7/7/19	2, vs. MIN 10/14/16
FTM	5	14 vs. WAS, 9/3/15	7, vs. MIN 8/21/18(Twice)
MINS	36:35	47 vs. CHI 8/18/17	38, at MIN 9/18/15



GAME BY GAME STATS

Date	Opponent	MIN	FG-A	PCT	3PM-A	PCT	FTM-A	PCT	OFF	DEF	TOI	AST	STL	BLK	TO	PF	PTS
5/26	@LV	20	7 - 16	43.8	2 - 4	50.0	3 - 4	75.0	6	5	11	1	0	0	1	5	17
5/31	CT	33:10	8 - 19	42.1	2 - 5	40.0	1 - 2	50.0	3	12	15	1	0	1	1	5	19
6/4	@NY	32:16	2 - 14	14.3	0 - 1	-	5 - 6	83.3	2	7	9	2	3	0	1	4	9
6/6	@CT	28:18	8 - 11	72.7	4 - 4	100.0	1 - 1	100.0	1	9	10	1	3	0	5	4	21
6/8	@MIN	33:39	2 - 7	28.6	1 - 3	33.3	0 - 0	-	3	6	9	2	4	0	2	2	5
6/14	@PHO	33:17	7 - 11	63.6	0 - 2	0	2 - 2	100.0	1	7	8	3	1	0	3	4	16
6/15	NY	32:52	9-13	69.2	0-2	-	0-0	-	1	8	9	2	0	0	3	6	20
6/18	WASH	28:43	3-10	30.0	1-2	50.0	5 - 8	62.5	2	4	6	1	2	0	2	0	12
6/21	@SEA	12:37	4-5	80.0	-	-	2-2	100.0	0	5	5	1	0	1	3	4	10
6/23	@PHO	27:49	4 - 13	30.7	1 - 3	33.3	2 - 2	100.0	5	8	13	2	0	0	2	5	11
6/27	LV	DNP	REST	-	-	-	-	-	-	-	-	-	-	-	-	-	-
6/30	CHI	25:23	3 - 10	30.0	-	-	2 - 2	100.0	3	3	6	0	3	1	3	2	8
7/7	WASH	30:12	11 - 15	73.3	5 - 7	71.4	4 - 4	100.0	2	8	10	1	1	2	1	3	31
7/9	@DAL	29:52	7 - 19	36.8	0 - 4	0.0	1 - 1	100.0	4	6	10	2	2	1	4	4	15
7/12	@IND	33:42	9-17	52.9	0-2	0.0	4-4	100.0	1	5	6	4	6	0	3	1	22
7/14	@ATL	35:12	8 - 21	38.1	1 - 3	33.3	0 - 2	0	6	9	15	2	3	2	2	2	17
7/18	DAL	36:35	6 - 15	40.0	1 - 3	33.3	9 - 9	100.0	3	4	7	3	2	0	2	2	22
7/20	@NY	32:54	8 - 16	50.0	3 - 5	60.0	1 - 2	50.0	3	9	12	3	1	2	2	4	20
7/23	@ATL	34:54	10 - 14	71.4	1 - 2	50.0	3 - 3	100.0	1	8	9	5	2	0	1	3	24
8/1	LV	30:24	8 - 15	53.3	1 - 3	33.3	2 - 2	100.0	1	10	11	1	2	0	1	3	19
8/4	SEA	29:48	6-12	50.0	0-2	0.0	1-2	50.0	1	9	10	1	3	2	0	1	13
8/8	PHO	27:17	9-13	69.2	2-4	50.0	4-4	100.0	2	5	7	3	2	0	1	3	24
8/11	CHI	28:35	8-13	61.5	0-1	0	1-2	50.0	1	11	12	1	1	0	3	3	17
8/14	@DAL	32:26	8-14	57.1	0-2	0	5-6	83.3	2	7	9	2	3	2	2	2	21
8/16	@CHI	23:34	6-10	60.0	0-1	0	4-6	66.7	1	6	7	1	2	0	3	6	16
8/20	MIN	23:48	3-8	37.5	0-1	0	2-2	100.0	2	6	8	4	2	0	2	1	8
8/22	IND	20:38	7 - 16	43.8	0 - 1	0.0	3 - 3	100.0	5	2	7	3	5	0	0	1	17
8/25	CT	30:41	6-9	66.7	0-2	0.0	4-4	100.0	1	7	8	2	4	0	2	2	16
8/27	@WASH	25:02	5-12	41.7	-	-	0-1	0.0	3	3	6	1	0	0	1	1	10
8/29	@IND	26:30	9-13	69.2	-	-	2-3	66.7	2	6	8	1	2	0	1	4	20
8/31	@LV	11:38	4-8	50.0	-	-	-	-	1	6	7	0	0	1	0	3	8
9/3	ATL	DNP	REST	-	-	-	-	-	-	-	-	-	-	-	-	-	-
9/5	SEA	17:20	6-10	60.0	0-1	0.0	2-2	100.0	3	7	10	0	0	0	0	0	14
9/8	MIN																
Totals	-	869	201-399	50.4	23-68	33.8	77-93	82.8	72	208	280	56	59	15	57	90	502