

LOS ANGELES SPARKS 2019 GAME NOTES



Los Angeles Sparks (20-12) vs. Seattle Storm (17-15)

September 5, 2019

Staples Center | 7:00 pm (PT) | CBS Sports Network, Spectrum SportsNet



PRESEASON SCHEDULE

Date	Opponent	Time/Result	Record
5/11	at Phoenix*	L, 75-82	N/A
5/17	SEATTLE*	W, 92-85	N/A

REGULAR SEASON SCHEDULE

Date	Opponent	Time/Result	Record
5/26	at Las Vegas	L, 70-83	0-1
5/31	CONNECTICUT	W, 77-70	1-1
6/4	at New York	W, 78-73	2-1
6/6	at Connecticut	L, 89-77	2-2
6/8	at Minnesota	W, 89-85	3-2
6/14	at Phoenix	W, 85-68	4-2
6/15	NEW YORK	L, 92-98	4-3
6/18	WASHINGTON	L, 81-52	4-4
6/21	at Seattle	L, 84-62	4-5
6/23	at Phoenix	L, 82-72	4-6
6/27	LAS VEGAS	W, 86-74	5-6
6/30	CHICAGO	W, 94-69	6-6
7/7	WASHINGTON	W, 98-81	7-6
7/9	at Dallas	L, 74-62	7-7
7/12	at Indiana	W, 90-84	8-7
7/14	at Atlanta	W(OT), 76-71	9-7
7/18	DALLAS	W, 69-64	10-7
7/20	at New York	L, 83-78	10-8
7/23	at Atlanta	W, 78-66	11-8
8/1	LAS VEGAS	W, 76-68	12-8
8/4	SEATTLE	W, 83-75	13-8
8/8	PHOENIX	W, 84-74	14-8
8/11	CHICAGO	W, 84-81	15-8
8/14	at Dallas	L, 84-78	15-9
8/16	at Chicago	L, 91-81	15-10
8/20	MINNESOTA	W, 81-71	16-10
8/22	INDIANA	W, 98-65	17-10
8/25	CONNECTICUT	W, 84-72	18-10
8/27	at Washington	L, 95-66	18-11
8/29	at Indiana	W, 87-83	19-11
8/31	at Las Vegas	L, 92-86	19-12
9/3	ATLANTA	W, 70-60	20-12
9/5	SEATTLE	7:30 p.m.	
9/8	MINNESOTA	1:00 p.m.	

* = Preseason

All times listed are Pacific Time

CONTACT INFORMATION

Eli Horowitz

Director, Public Relations and Communications
ehorowitz@la-sparks.com
(847) 644-9932

Natalie Gilmore

Coordinator, Public Relations and Communications
ngilmore@la-sparks.com



@LA_Sparks



@LA_Sparks



Los Angeles Sparks

LAST GAME STARTERS

G	12	CHELSEA GRAY						5'11"		170 LBS					
GP/GS	32/32	PPG	14.6	RPG	3.8	APG	5.8	SPG	1.0	FG%	41.0	3FG%	39.7	MPG	32.9

In the third quarter against the Fever on Aug 29, Gray tied the second most points in a quarter in WNBA history and the most points in a quarter in franchise history with 20. She hit five 3-pointers in the quarter to tie for the most in WNBA history and franchise history. Gray also tied Riquana Williams franchise record with seven made 3-pointers in a game on Aug 29. The 2019 All-Star starter recorded her 500th career assist against the Liberty on June 4. Gray also eclipsed the 1500-point career milestone. Gray passed Tina Thompson with 1,569 points and entered the top-10 in Sparks scoring history on June 18. The guard recorded a triple-double (13 PT, 13 AST and 10 REB) on July 7, the eighth in WNBA history. This stat line also included a career high in assists and rebounds. Gray has reached double-figures 26 times this season and in each of the last 18 games.

G	2	RIQUANA WILLIAMS					5'7"		165 LBS						
GP/GS	21/12	PPG	12.6	RPG	2.7	APG	1.6	SPG	1.1	FG%	38.2	3FG%	38.6	MPG	26.2

In the loss against the Aces on Aug 31, Williams dropped a season-high 37 points and tied the franchise record with seven made 3-pointers. She has reached double-digit scoring 11 times this season in 21 appearances. Williams recorded the Sparks single game record for most 3-pointers made with seven, on June 24, 2018. Chelsea Gray tied that record on Aug 29, 2019 and Williams tied that same record on Aug 31, 2019. Williams logged 10 points, five rebounds and three assists in a 98-65 win over Indiana on Aug 22.

G/F	10	TIERRA RUFFIN-PRATT				5'11"	180 LBS			
GP/GS	32/31	PPG 6.2	RPG 2.4	APG 1.7	SPG 0.7	FG% 37.2	3FG% 35.2	MPG 25.3		

Before the 2019 WNBA Draft, the Sparks signed free agent guard Tierra Ruffin-Pratt, who played six seasons with the Washington Mystics and helped them reach the 2018 WNBA Finals. The veteran is averaging 6.2 points per game in her sixth season in the WNBA and is shooting 35.2% from the 3-point line. TRP recorded a career high of 23 points against the Atlanta Dream on July 23, sinking a career-high six 3-pointers.

F/C	3	CANDACE PARKER					6'4"	175 LBS	
GP/GS	20/20	PPG 10.8	RPG 6.2	APG 3.6	SPG 1.1	FG% 40.7	3FG% 28.6	MIN 26.2	

Parker led the Sparks to a 70-60 win over the Dream on Sept. 3 and had a double-double scoring 21 points and 11 rebounds. Parker passed Swin Cash to earn 17th in All-Time Scoring with 5,123 career points on June 23. In her first game back from her second injury of the 2019 season, Candace recorded 16 points and 7 rebounds on Aug. 1 against the Aces and was named player of the week for the week ending Sunday Aug. 4. On Aug 25, she dished out five assists to put her at 1,209 career assists, becoming 15th all-time in the WNBA. Parker passed Taj McWilliams-Franklin for 15th all-time in field goals made in WNBA history on Aug 29. The veteran has reached double-figures eleven times this season and posted three double-doubles.

F/C	13	CHINEY OGWUMIKE	6'4"	173 LBS				
GP/GS	30/14	PPG 9.5	RPG 5.8	APG 0.8	SPG 1.0	FG% 48.3	3FG% 25.0	MPG 22.1

In her 14th start, Ogwumike recorded her fifth double-double of the season with 17 points and 10 rebounds to lead the Sparks to victory over the Dream on Sep 3. The former Rookie of the Year recorded her first double-double of the season in a win over the Liberty on June 4 and her second in the Sparks second game against the Liberty, scoring 26 points and grabbing 14 rebounds. She notched her third double-double of the season on July 9 against Dallas with 11 points and 10 rebounds. She currently ranks fourth in the WNBA offensive rebounds per game with 2.6, after grabbing seven offensive rebounds against the Atlanta Dream on July 23.

PLAYER UPDATES

NUM.	PLAYER	POS.	UPDATE
30	Nneka Ogumike	F	Load Management

WHERE DID YOU COME FROM?

NUM.	PLAYER	HOW ACQUIRED
0	Alana Beard	Free agent (2012)
1	Alexis Jones	Trade (2019)
2	Riquna Williams	Trade (2016)
3	Candace Parker	Draft (2008)
5	Marina Mabrey	Draft (2019)
7	Maria Vadeeva	Draft (2018)
10	Tierra Ruffin-Pratt	Free agent (2019)
12	Chelsea Gray	Trade (2016)
13	Chiney Ogumike	Trade (2019)
21	Kalani Brown	Draft (2019)
24	Sydney Wiese	Draft (2017)
30	Nneka Ogumike	Draft (2012)

MILESTONE WATCH

PLAYER	MILESTONE (CURRENT)
Candace Parker	5500 points (5329) 1300 assists (1225) 3000 rebounds (2672) 550 blocks (517)
Alana Beard	5000 points (4740) 1100 assists (1060) 250 blocks (219) 800 steals (707)
Nneka Ogumike	4500 points (4053) 2000 rebounds (1922)
Chiney Ogumike	2000 points (1628) 1000 rebounds (885)
Chelsea Gray	2000 points (1903) 700 assists (674)

PRONUNCIATION

PLAYER/COACH	PRONUNCIATION
Alana Beard	ah-LAY-nah
Kalani Brown	kuh-lah-NEE
Chiney Ogumike	shih-NAY Oh-gwoo-MIH-kay
Nneka Ogumike	NEH-kuh Oh-gwoo-MIH-kay
Tierra Ruffin-Pratt	Tee-air-rah
Maria Vadeeva	Vuh-DEE-vuh
Sydney Wiese	WEECE (rhymes with REESE)
Riquna Williams	rih-QUAHN-uh

COACHING STAFF

NAME	ROLE
Derek Fisher	Head Coach
Latricia Trammell	Assistant Coach
Fred Williams	Assistant Coach
Jamal "Dash" Lovell	Player Development Coach
Courtney Watson	Athletic Trainer
Kelly Dormandy	Strength and Conditioning Coach
Rachel Schrote	Video Coordinator

STORM AT STAPLES

The Los Angeles Sparks will face the Seattle Storm for the third and final time in the 2019 regular season this Thursday at STAPLES Center. The winner of the matchup will hold a one-game edge in the season series, with the teams having split their two previous meetings this year. The Sparks defeated Seattle 83-75 at STAPLES Center in the teams' last matchup on August 4. Parker notched 21 points and Chelsea Gray dished out eight assists to help Los Angeles break open a tight game against the Storm. Maria Vadeeva also provided a jolt of energy off the bench, scoring 14 points in 15 minutes to keep the Storm at bay. Alysha Clark and Sami Whitcomb led Seattle with 16 points each.

THE CHELSEA GRAY SHOW

Chelsea Gray scored a career-high 30 points on a record-setting night to help the Sparks overcome a 13-point deficit and earn a hard-fought 87-83 win in Indiana on Aug 29. Down by nine at the half, Gray scored 20 points in the third quarter and sunk five 3-pointers in the period, setting franchise records for 3's and points in a quarter. The offensive explosion tied her for the most 3's in a quarter in WNBA history and the second most points in a quarter in WNBA history. Gray finished the night with seven 3-pointers, tied for the most in Sparks franchise history. She now sits at seventh in 3-point percentage in the WNBA.

BAY WATCH

With Riquna "Bay" Williams in the starting lineup, the Sparks are 9-3 and she's averaged 16.1 points per game in those 12 contests. The Sparks were without her ability to shoot from distance for the more than half of August. Williams is tied for first in the league in 3-point field goals made from above the break per game and sits tenth in the WNBA in 3-point percentage at 38.6. Williams is not only an offensive threat to opponents, Coach Fisher makes that clear in his post-game press conferences where he compliments her ability to "get after it" on defense. Williams ranks in the top 30 in defensive rating amongst guards who have played atleast 10 games.

NNEKA'S VALUE

Nneka Ogumike is first in the WNBA in defensive rating and third in defensive win shares to go along with second in the league in rebounds per game and third in steals. In the first seven seasons of her career, Ogumike has averaged a hair over 9 double-doubles per season. In 30 appearances this season, Ogumike has 11 double-doubles and scored in double-figures 25 times. She won Player of the Month for the month of July has won two Player of the Week honors during the 2019 season. The 2016 MVP and six-time All-Star has a strong case for First Team All-WNBA, MVP and Defensive Player of the Year.

CHINEY STEPS UP

With her sister Nneka out due to load management, Chiney Ogumike stepped into the starting lineup and scored 17 points and grabbed 10 rebounds for her fifth double-double of the season Tuesday night against the Dream. The former No. 1 pick and two-time All-Star is averaging 14 points and 8.3 rebounds per game in 14 starts for the Sparks.

COACH D-FISH

In Coach Fisher's first season in the WNBA, he's led the Sparks to a 20-12 record. The Sparks are in contention for the title despite key players such as Candace Parker, Alana Beard, Maria Vadeeva and Riquna Williams missing a combined 73 games. Fisher led the team to a 5-2 record in July despite being down to 8 active players and having to sign Karlise Samuelson to a seven-day contract.

2019 LOS ANGELES SPARKS ROSTER

NUM.	PLAYER	POS.	HT.	YRS OF EXP.	DOB	COLLEGE
0	Alana Beard	G/F	5'11"	13	05/14/82	Duke
1	Alexis Jones	G	5'9"	2	05/08/94	Baylor
2	Riquna Williams	G	5'7"	6	05/28/90	Miami (Fla.)
3	Candace Parker	F/C	6'4"	11	04/19/86	Tennessee
5	Marina Mabrey	G	5'11"	R	11/14/96	Notre Dame
7	Maria Vadeeva	F/C	6'4"	1	07/16/98	Russia
10	Tierra Ruffin-Pratt	G/F	5'11"	6	04/11/91	North Carolina
12	Chelsea Gray	G	5'11"	4	10/08/92	Duke
13	Chiney Ogumike	F/C	6'4"	3	03/22/92	Stanford
21	Kalani Brown	C	6'7"	R	03/21/97	Baylor
24	Sydney Wiese	G	6'0"	2	06/16/95	Oregon State
30	Nneka Ogumike	F	6'2"	7	07/02/90	Stanford

2019 LA SPARKS ROSTER



ALANA BEARD
Position: G/F
Height: 5'11"
DOB: 5/14/82
College: Duke



ALEXIS JONES
Position: G
Height: 5'9"
DOB: 5/8/94
College: Baylor



RIQUANA WILLIAMS
Position: G
Height: 5'7"
DOB: 5/28/90
College: Miami



CANDACE PARKER
Position: F/C
Height: 6'4"
DOB: 4/19/86
College: Tennessee



MARINA MABREY
Position: G
Height: 5'11"
DOB: 9/14/96
College: Notre Dame



MARIA VADEEVA
Position: F/C
Height: 6'4"
DOB: 7/16/98
College: Russia



TIERRA RUFFIN-PRATT
Position: G/F
Height: 5'11"
DOB: 4/11/91
College: North Carolina



CHELSEA GRAY
Position: G
Height: 5'11"
DOB: 10/8/92
College: Duke



CHINEY OGWUMIKE
Position: F/C
Height: 6'4"
DOB: 3/22/92
College: Stanford



KALANI BROWN
Position: C
Height: 6'7"
DOB: 3/21/97
College: Baylor



SYDNEY WIESE
Position: G
Height: 6'0"
DOB: 6/16/95
College: Oregon State




NNEKA OGWUMIKE
Position: F
Height: 6'2"
DOB: 7/2/90
College: Stanford

COACHING STAFF



DEREK FISHER
HEAD COACH



FRED WILLIAMS
ASSISTANT COACH



LATRICA TRAMMELL
ASSISTANT COACH



JAMAL LOVELL
PLAYER
DEVELOPEMENT
COACH



COURTNEY WATSON
DIRECTOR OF
SPORTS MEDICINE/
HEAD ATHLETIC
TRAINER



KELLY DORMANDY
STRENGTH &
CONDITIONING
COACH

SEATTLE STORM

PREVIEW: The Los Angeles Sparks will face the Seattle Storm for the third and final time in the 2019 regular season this Thursday at STAPLES Center. The winner of the matchup will hold a one-game edge in the season series, with the teams having split their two previous meetings this year. Los Angeles has won twelve consecutive home games dating back to June 27 against the Las Vegas Aces, tied for the third-longest such streak in franchise history.

The Storm currently sit at 6th overall in the WNBA standings with a 17-15 record and have clinched a playoff berth for the fourth consecutive season. Seattle ranks tenth in points per game (74.9) and scores 27.9% of its points from beyond the arc, a percentage second only to the Washington Mystics. The Storm also turn the ball over at the second-highest rate in the league, allowing opponents to notch an average of 17.3 points off of its 15.7 turnovers per game. On the other side of the ball, however, Seattle's pesky defense ranks first in the WNBA for steals per game (9.6).



All-Star forward Natasha Howard and guard Jordin Canada lead Seattle's pickpocket efforts, with each tied for first in the WNBA at 2.3 steals per game. Howard also ranks fourth in the WNBA in points per game (18.1) and blocks per game (1.8), while Canada leads the Storm in assists per game (5.3). All-Star guard Jewell Loyd joins Howard and Canada as the only other Seattle player to average double-digit scoring this season, recording 10 points per game.

Los Angeles looks to ride its impressive defense to another victory when it meets the Storm, having smothered the Atlanta Dream 70-60 in its previous game on Tuesday night. Candace Parker led the Sparks in points (21), rebounds (11) and assists (6) against Atlanta, while Chiney Ogumike also chipped in a double-double with 17 points and 10 rebounds. Chiney earned her fourteenth starting nod of the season in the game, filling in for sister Nneka Ogumike, who sat out the contest.

The Sparks defeated Seattle 83-75 at STAPLES Center in the teams' last matchup on August 4. Parker notched 21 points and Chelsea Gray dished out eight assists to help Los Angeles break open a tight game against the Storm. Maria Vadeeva also provided a jolt of energy off the bench, scoring 14 points in 15 minutes to keep the Storm at bay. Alysha Clark and Sami Whitcomb led Seattle with 16 points each. Howard and Canada joined them in double-digit scoring with 13 and 12 points, respectively.

HEAD COACH: Dan Hughes, 2nd season

Probable Starters

C Mercedes Russell
G Jordin Canada
G Jewell Loyd
F Alysha Clark
F Natasha Howard

SPARKS MOST RECENT GAME (9/3/19)	SPARKS LAST GAME AGAINST THE STORM (8/4/19)	STORM MOST RECENT GAME (9/3/19)																																																															
<table><tr><td></td><td>1</td><td>2</td><td>3</td><td>4</td><td>OT</td><td>FINAL</td></tr><tr><td>LA</td><td>16</td><td>18</td><td>17</td><td>19</td><td>-</td><td>70</td></tr><tr><td>ATL</td><td>24</td><td>11</td><td>10</td><td>15</td><td>-</td><td>60</td></tr></table> <p>Biggest Lead: LA: 14 ATL: 9 Lead Changes: 9 Times Tied: 7 Points: LA: Parker 21 ATL: Williams, Bentley 15 Rebounds: LA: Parker 11 ATL: Billings 10 Assists: LA: Parker 6 ATL: Montgomery 4</p>		1	2	3	4	OT	FINAL	LA	16	18	17	19	-	70	ATL	24	11	10	15	-	60	<table><tr><td></td><td>1</td><td>2</td><td>3</td><td>4</td><td>OT</td><td>FINAL</td></tr><tr><td>LA</td><td>27</td><td>23</td><td>20</td><td>13</td><td>-</td><td>83</td></tr><tr><td>SEA</td><td>24</td><td>17</td><td>15</td><td>19</td><td>-</td><td>75</td></tr></table> <p>Biggest Lead: LA: 17 SEA: 3 Lead Changes: 6 Times Tied: 3 Points: LA: Parker 21 SEA: Whitcomb 16 Rebounds: LA: N. Ogwumike 10 SEA: Russell 9 Assists: LA: Gray 8, SEA: Howard 5</p>		1	2	3	4	OT	FINAL	LA	27	23	20	13	-	83	SEA	24	17	15	19	-	75	<table><tr><td></td><td>1</td><td>2</td><td>3</td><td>4</td><td>OT</td><td>FINAL</td></tr><tr><td>PHX</td><td>18</td><td>17</td><td>17</td><td>18</td><td>-</td><td>70</td></tr><tr><td>SEA</td><td>25</td><td>25</td><td>22</td><td>10</td><td>-</td><td>82</td></tr></table> <p>Biggest Lead: PHX: 2 SEA: 23 Lead Changes: 7 Times Tied: 0 Points: PHX: Griner 22 SEA: Howard 22 Rebounds: PHX: Griner 7 SEA: Howard 12 Assists: PHX: Griner, January 4 SEA: Canada 10</p>		1	2	3	4	OT	FINAL	PHX	18	17	17	18	-	70	SEA	25	25	22	10	-	82
	1	2	3	4	OT	FINAL																																																											
LA	16	18	17	19	-	70																																																											
ATL	24	11	10	15	-	60																																																											
	1	2	3	4	OT	FINAL																																																											
LA	27	23	20	13	-	83																																																											
SEA	24	17	15	19	-	75																																																											
	1	2	3	4	OT	FINAL																																																											
PHX	18	17	17	18	-	70																																																											
SEA	25	25	22	10	-	82																																																											

ATLANTA DREAM

LOS ANGELES (Sept. 3, 2019) – The Los Angeles Sparks defeated the Atlanta Dream 70-60 at home Tuesday night, making head coach Derek Fisher's the ninth WNBA coach to hit the 20-win mark in their first full season of coaching. Candace Parker finished with 21 points and 11 rebounds while Chiney Ogumike logged 17 points and 10 rebounds, both notching their third and fifth double-doubles of the season, respectively.



The Dream won the tip and got on the board first, but the lead swung back and forth with a total of five ties and six lead changes in the first 4:48 minutes of the contest. Parker – who led the Sparks in points, rebounds and assists on the night – notched four points and dished out two assists in the first 5:12 of the game, helping Los Angeles to eight of its first 12 points. But the Dream answered with a 10-0 run and jumped ahead 22-14 with 2:22 to go in the quarter.

Maria Vadeeva ended the Dream's run with a layup off of an offensive rebound, but Atlanta's Alex Bentley drained a pull up jumper to end the quarter, extending the Dream's lead to 24-16. Bentley logged nine points and two assists in the period.

In the second quarter, a layup by C. Ogumike and a steal by Chelsea Gray on the following possession – which led to layup – capped off a Sparks 9-0 run, knotted the game at 26-26 and forced Atlanta to burn a timeout. Out of the huddle, Los Angeles continued their hot shooting with layups by Parker and Ogumike to extend it to a 13-0 run, giving the Sparks a 30-26 advantage.

Bentley, however, ended Los Angeles' run with her second and third 3-pointers of the night to regain the lead for Atlanta. The Dream took a 34-30 lead, but back-to-back layups by C. Ogumike – who replaced her sister Nneka Ogumike in the starting lineup – tied it up at 34-34. The Dream ended the quarter with Monique Billings going 1-of-2 from the free-throw line, heading into the locker room with a 35-34 halftime lead.

After the break, the Sparks' defense held the Dream – who shot just 3-of-17 in the quarter – scoreless until the 5:37 mark. Los Angeles forced Atlanta into five turnovers and outscored the Dream 17-10 in the period. The Sparks played its best defensive third quarter of the season, but saw a 13-point lead diminish to 51-46 heading into the final period.

The two teams exchanged baskets multiple times in the fourth quarter, but the Sparks were able to hang on for their 12th straight home win, which tied for the Sparks' third-longest home winning streak in franchise history.

SPARKS MOST RECENT GAME

(9/3/19)

	1	2	3	4	OT	FINAL
LA	16	18	17	19	-	70
ATL	24	11	10	15	-	60

Biggest Lead: LA: 14 | ATL: 9

Lead Changes: 9 | Times Tied: 7

Points: LA: Parker 21
ATL: Williams, Bentley 15

Rebounds: LA: Parker 11
ATL: Billings 10

Assists: LA: Parker 6
ATL: Montgomery 4

Sparks Notes:

- The Sparks held the Dream to just 11 points and 10 points in the second and third quarters, respectively – their best defensive second and third quarters of the season
- Candace Parker logged 21 points, 11 rebounds and six assists, leading the team in all three categories
- Chiney Ogumike – who was in the starting lineup in place of Nneka Ogumike – registered 17 points and 10 rebounds for her fifth double-double of the season
- Head coach Derek Fisher became the ninth WNBA coach hit the 20-win mark in their first season of coaching

POINTS SCORED AGAINST THE STORM			LEAGUE AND FRANCHISE MILESTONES			
3. Candace Parker	...	577	ALANA BEARD			
21. 2 players		405	WNBA	3PM	Next: 300	Current: 288
23. Alana Beard		393	LAS	AST	Next: 500	Current: 497
24. Penny Taylor		386	LAS	BLK	Next: 100	Current: 90
25. Nneka Ogwumike	...	370	CHELSEA GRAY			
63. 2 players		206	WNBA	REB	Next: 500	Current: 486
65. Riquna Williams	...	203	NNEKA OGWUMIKE			
136. 3 players		117	WNBA	GM	Next: 250	Current: 247
Chiney Ogwumike	...	117	WNBA	FTA	Next: 1000	Current: 998
141. Tiffany Mitchell		115	WNBA	STL	Next: 400	Current: 385
142. Chelsea Gray	...	114	CANDACE PARKER			
186. Kelsey Plum		84	WNBA	OREB	Next: 500	Current: 499
Tierra Ruffin-Pratt	...	84	TIERRA RUFFIN-PRATT			
401. 13 players		17	WNBA	3PA	Next: 250	Current: 246
Marina Mabrey		17	WNBA	FTA	Next: 500	Current: 494
415. 6 players		16	RIQUNA WILLIAMS			
Maria Vadeeva		16	WNBA	FTA	Next: 500	Current: 499
POINTS IN SPARKS FRANCHISE HISTORY			RECENT MILESTONES			
1. Lisa Leslie		6253	NNEKA OGWUMIKE			
2. Candace Parker		5329	WNBA	2PM	1500	Aug 31
3. Nneka Ogwumike	...	4053	CANDACE PARKER			
8. Jantel Lavender		2267	WNBA	FGM	2000	Sep 3
9. Chelsea Gray		1668	WNBA	2PM	1750	Aug 29
10. Alana Beard	...	1612	RIQUNA WILLIAMS			
18. Essence Carson		646	WNBA	3PA	750	Aug 31
Riquna Williams	...	646	WNBA	STL	200	Aug 29
38. Gordana Grubin		285	ALL TIME VS. STORM			
Chiney Ogwumike	...	285	ALL	37 - 36 (0.507)		
51. Tamara Moore		206	HOME	23 - 12 (0.657)		
52. Sydney Wiese		205	AWAY	14 - 24 (0.368)		
53. 2 players		203	2018	1 - 2 (0.333)		
55. Tierra Ruffin-Pratt		198	2018 VS. STORM			
56. Maria Vadeeva	...	196	6/7	Sea	L	63-88
66. Armintie Herrington		134	6/28	@Sea	L	72-81
Kalani Brown	...	134	7/10	@Sea	W	77-75
70. Nina Bjedov		121				
71. Marina Mabrey	...	113				

*Statistics courtesy of www.acrossthetimeline.com

SPARKS IN THE NEWS

DATE	TITLE	OUTLET	AUTHOR
9/4/19	Sparks grind out a victory against Atlanta Dream	The Suave Report	Megan Hines
9/3/19	Sparks overcome sluggish start with star power in victory over Dream	LA Times	Brady Klopfer
9/3/19	Sparks overcome slow start, beat Atlanta Dream for 12th straight home win	LA Daily News	Mirjam Swanson
9/3/19	Column: Sparks coach Derek Fisher likes the home he has found in the WNBA	LA Times	Dylan Hernandez
9/3/19	Atlanta Dream at Los Angeles Sparks odds, predictions, picks and best bets	Sports Bookwire	Joe Williams
9/2/19	The coaching education of Derek Fisher: 'We're starting to figure some things out'	The Athletic	Sabreena Merchant



2019 TEAM BOX SCORE																	
DATE	OPPONENT	MIN	FG-A	PCT	3PM-A	PCT	FTM-A	PCT	OFF	DEF	TOT	AST	STL	BLK	TO	PF	PTS
5/26	@LV	200:0	28 - 77	36.4	5 - 13	38.5	9 - 13	69.2	10	30	40	17	9	8	14	22	70
5/31	CT	200:0	28 - 72	38.9	6 - 20	30.0	15 - 17	88.2	9	30	39	15	6	4	10	22	77
6/4	@NY	200:0	27 - 78	34.6	8 - 21	38.1	16 - 20	80.0	13	27	40	15	9	6	12	15	78
6/6	@CT	200:0	29 - 66	43.9	8 - 25	32.0	11 - 12	91.7	7	18	25	23	13	4	21	18	77
6/8	@MIN	200:0	32 - 74	43.2	9 - 25	36.0	16 - 17	94.1	12	21	33	18	13	5	16	21	89
6/14	@PHX	200:0	34 - 66	51.5	9 - 19	47.4	8 - 9	88.9	5	25	30	19	7	4	9	21	85
6/15	NY	200:0	39 - 84	46.4	8 - 23	34.8	6 - 7	85.7	12	30	42	22	5	3	14	22	92
6/18	WASH	200:0	19 - 66	28.8	3 - 19	15.8	11 - 18	61.6	10	28	38	10	9	1	26	12	52
6/21	@SEA	200:0	23 - 61	37.7	6 - 21	28.6	10 - 12	83.3	5	24	29	13	4	4	14	15	62
6/23	@PHX	200:0	26 - 70	37.1	8 - 23	34.8	12 - 14	85.7	10	29	39	19	2	2	10	24	72
6/27	LV	200:0	32 - 75	42.7	8 - 18	44.4	14 - 15	93.3	8	31	39	17	11	6	14	13	86
6/30	CHI	200:0	35 - 71	49.3	10 - 24	41.7	14 - 15	92.3	10	26	36	21	8	6	14	15	94
7/7	WASH	200:0	36 - 74	48.6	16 - 31	51.6	10 - 12	83.3	7	32	39	24	4	5	6	15	98
7/9	@DAL	200:0	26 - 71	36.6	4 - 19	21.1	6 - 7	85.7	17	19	36	16	6	4	21	12	62
7/12	@IND	200:0	34-78	43.6	7-22	31.8	15-17	88.2	13	18	31	23	16	2	12	13	90
7/14	@ATL	205:0	30 - 87	34.5	6 - 26	23.1	10 - 12	83.3	16	27	43	17	8	6	5	17	76
7/18	DAL	200:0	23 - 60	38.3	4 - 12	33.3	19 - 21	90.5	8	23	31	13	9	1	11	14	69
7/20	@NY	200:0	28 - 65	43.1	10 - 25	40.0	12 - 16	75.0	5	21	26	18	7	6	11	27	78
7/23	@ATL	200:0	28 - 65	43.1	9 - 19	47.4	13 - 15	86.7	11	27	38	22	10	5	13	16	78
8/1	LV	200:0	30 - 71	42.3	9 - 26	34.6	7 - 7	100.0	5	28	33	19	7	7	12	18	76
8/4	SEA	200:0	32-61	52.5	6-20	30.0	13-15	86.7	5	26	31	23	10	5	16	12	83
8/8	PHO	200:0	31-63	49.2	10 - 23	43.5	12-15	80.0	5	25	30	22	8	2	13	21	84
8/11	CHI	200:0	32 - 70	45.7	7 - 20	35.0	13-15	86.7	8	25	33	18	10	1	23	20	84
8/14	@DAL	200:0	30 - 68	44.1	5-18	27.8	13-14	92.9	4	23	27	16	6	4	15	19	78
8/16	@CHI	200:0	30-71	42.3	4-17	23.5	17-20	85.0	7	20	27	21	10	2	13	23	81
8/20	MIN	200:0	29-60	48.3	7-19	36.8	16-20	80.0	7	26	33	14	10	1	16	15	81
8/22	IND	200:0	38 - 76	50.0	6 - 20	30.0	16 - 23	69.6	10	31	41	27	10	4	13	18	98
8/25	CT	200:0	31-64	48.4	9-24	37.5	13-13	100.0	3	23	26	19	7	2	14	19	84
8/27	@WASH	200:0	23-67	34.3	3-21	14.3	17-22	77.3	12	21	33	12	7	0	15	18	66
8/29	@IND	200:0	35-72	48.6	10-16	62.5	7-9	77.8	5	22	27	19	6	4	11	29	87
8/31	@LV	200:0	31-77	40.3	10-28	35.7	14-17	82.4	4	23	27	19	3	2	4	20	86
9/3	ATL	200:0	27-66	40.9	3-7	17.6	13-16	81.3	14	33	47	15	6	7	18	24	70
9/5	SEA																
9/8	MIN																
Totals	-	6425	956-2246	42.6	233-674	34.6	398-475	83.8	277	812	1089	586	256	123	436	590	2543

2019 REGULAR SEASON SUPERLATIVES

LOS ANGELES SPARKS HIGHS

Points, Game.....98 vs. Washington 7/7, Indiana 8/22
Points, First Half.....51 vs. Washington 7/7
Points, Second Half..... 55 vs. Indiana 8/22
Points, 1Q.....29 vs. Washington 7/7
Points, 2Q.....31 vs. NY 6/15, vs. MN 8/20
Points, 3Q.....31 @ Indiana 7/12
Points, 4Q.....32 @ Atlanta 7/23
Points, Overtime.....12 @ Atlanta 7/14

Field Goals Made.....39 vs. New York 6/15
Field Goals Att.....87 @ Atlanta 7/14
Field Goal Percentage...52.5% vs. Seattle 8/4
3FG Made.....16 vs. Washington 7/7
3FG Att..... 31 vs. Washington 7/7
3FG Percentage.....51.6 % vs. Washington 7/7
Free Throws Made.....17 @ Chicago 8/16, @ WASH 8/27
Free Throws Att..... 23 vs. Indiana 8/22
FT Percentage.....100% vs Las Vegas 8/1, vs CT 8/25

Offensive Rebounds.....17 @ Dallas 7/9
Defensive Rebounds....33 vs. ATL 9/3
Total Rebounds.....47 vs ATL 9/3
Assists.....27 vs. Indiana 8/22
Steals.....16 vs. Indiana 7/12
Turnovers.....26 vs. Washington 6/18
Blocked Shots..... 8 @ Las Vegas 5/26
Personal Fouls.....29 @ Indiana 8/29

OPPONENT HIGHS

Points, Game..... 98 vs. New York 6/15
Points, First Half..... 54 @ WASH 8/27
Points, Second Half.....56 @ Las Vegas 8/31
Points, 1Q.....33 @ WASH 8/27
Points, 2Q.....31 vs. New York 6/1
Points, 3Q.....27 @ MN 6/8, @ WASH 8/27
Points, 4Q.....34 @ Las Vegas 8/31
Points, Overtime.....7 @ Atlanta 7/14

Field Goals Made.....36 @ Connecticut 6/6
Field Goals Att.....76 @ Atlanta 7/14
Field Goal Percentage...47.8 % @ Chicago 8/16
3FG Made.....14 vs. WSH 6/18, @ SEA 6/21
3FG Att.....35 @ WASH 8/27
3FG Percentage.....72.7% @ New York 7/20
Free Throws Made.....29 @ Indiana 8/29
Free Throws Att.....39 @ New York 7/20
FT Percentage.....100.0% @PHX 6/14,@DAL 7/9, vs SEA 8/4

LOS ANGELES SPARKS LOWS

-Points, Game.....52 vs. Washington 6/18
-Points, First Half.....27 vs. Washington 6/18
-Points, Second Half.....25 vs. Washington 6/18
-Points, 1Q.....10 vs. Washington 6/18
-Points, 2Q.....8 @ Las Vegas 5/26
-Points, 3Q.....10 @ Seattle 6/21, @ WASH 8/27
-Points, 4Q....13 vs. DAL 7/18, vs. LV 8/1, vs. SEA 8/4, vs. MIN 8/20
-Points, Overtime.....12 @Atlanta 7/14

-Field Goals Made.....19 vs. Washington 6/18
-Field Goals Att..... 61 @ SEA 6/21, vs. SEA 8/4
-Field Goal Percentage...28.8% vs. Washington 6/18
-3FG Made.....3 vs. WASH 6/18, @ WASH 8/27, vs ATL 9/3
-3FG Att..... 13 @ Las Vegas 5/26
-3FG Percentage.....14.3% @ WASH 8/27
-Free Throws Made.....6 vs. NY 6/15, @DAL 7/9
-Free Throws Att.....7 vs. NY 6/15, @ DAL 7/9, vs. LV 8/1
-FT Percentage.....61.1% vs. Washington 6/18

-Offensive Rebounds.....3, vs CT 8/25
-Defensive Rebounds.....18 @ CT 6/6, @ IND 7/12
-Total Rebounds.....25 @ Connecticut 6/6
-Assists.....10 vs. Washington 6/18
-Steals.....2 @ Phoenix 6/23
-Turnovers.....4 @ Las Vegas 8/31
-Blocked Shots.....0 @ WASH 8/27
-Personal Fouls.....12 vs. WSH 6/18, @DAL 7/9, vs. SEA 8/4

OPPONENT LOWS

-Points, Game.....60 vs. ATL 9/3
-Points, First Half.....31 vs. Connecticut 5/31, Indiana 8/22
-Points, Second Half.....25 vs ATL 9/3
-Points, 1Q.....12 @ Atlanta 7/14
-Points, 2Q.....11 vs. ATL 9/3
-Points, 3Q..... 10 vs. ATL 9/3
-Points, 4Q.....8 vs. Las Vegas 8/1
-Points, Overtime..... 7 @ Atlanta 7/14

-Field Goals Made.....22 vs. Phoenix 8/8
-Field Goals Att.....52 @ New York 7/20
-Field Goal Percentage..30.8% vs Connecticut 5/31
-3FG Made.....2 @ATL 7/14, @ATL 7/23
-3FG Att.....11 @ New York
-3FG Percentage.....9.5% @ Atlanta 7/23
-Free Throws Made.....8 vs Connecticut 8/25
-Free Throws Att.....10 vs. Minnesota 8/20
-FT Percentage.....50% vs. Minnesota 8/20

HEAD COACH DEREK FISHER



Derek Fisher was named the 12th head coach of the Los Angeles Sparks on December 5, 2018. Fisher is a Los Angeles basketball legend, playing 18 seasons in the NBA and winning five championships with the Los Angeles Lakers. Fisher was drafted 24th overall by the Lakers in 1996, and played alongside Kobe Bryant and Shaquille O'Neal en route to three consecutive titles from 2000-2002. He later added two more rings in 2009 and 2010 with Los Angeles. Fisher also played for the Golden State Warriors, Utah Jazz, Dallas Mavericks and Oklahoma City Thunder.

Fisher's accolades include holding the all-time NBA record for playoff game appearances (259). He's also known for hitting a buzzer-beater with 0.4 seconds left against the San Antonio Spurs in Game 5 of the 2004 Western Conference Semifinals as a member of the Lakers. In his time as a player, he served as president of the players' union from 2006-2013.

After finishing the 2013 season with the Thunder, Fisher transitioned to the sidelines, being named head coach of the New York Knicks on June 10, 2014. Fisher coached into the 2015-2016 season with New York, helping develop then-rookie Kristaps Porzingis.

Fisher is a native of Little Rock, Arkansas where he attended Parkview Arts and Science Magnet High School, lettering in basketball. He then attended the University of Arkansas at Little Rock, where he finished his four-year career second all-time in school history in points (1,393), assists (472) and steals (189). His senior year, he was named Sun Belt Conference Player of the Year.

In the spring of 2016, Fisher became a television analyst for TNT, NBA TV and later Spectrum SportsNet as an in-studio analyst for the Lakers.



ASSISTANT COACHES

Fred Williams



Fred Williams was named assistant coach of the Los Angeles Sparks on Jan. 22, 2019 and brings over 35 years of collegiate and professional coaching experience. Most recently, Williams served as the Dallas Wings, previously Tulsa Shock, head coach from 2014-2018 where he coached WNBA All-Stars Skylar Diggins and Liz Cambage.

Williams launched his coaching career in 1983 as an assistant coach at USC where he coached standouts Cynthia Cooper, Pamela McGee, Cheryl Miller, Lisa Leslie and Tina Thompson. Williams helped lead the Trojans to back-to-back NCAA titles in 1983 and 1984 before serving as head coach from 1995-1997.

In addition to his time in Dallas, Williams previously served as head coach of the Utah Starzz from 1999-2001. Williams then spent six seasons with the Atlanta Dream, winning three WNBA Eastern Conference Championships. Williams took over Atlanta's head coach in 2012 and led the Dream to the WNBA finals in 2013.

Williams played for Boise State men's basketball program from 1976-1979 and averaged 12.0 points and 5.8 assists in his final season. The All-Big Sky Conference point guard played briefly in the NBA for the Utah Jazz before transitioning to a role on the sidelines. He also served as an advance scout for the Washington Mystics, Utah Jazz, Seattle Supersonics and Sacramento Kings.

Off the court, Williams is an avid musician who produces jazz music under the name "Freddy Bass Williams." He has released two jazz albums titled "Game Time" and "My Gift to You." Williams is originally from Inglewood, California, but currently resides in Irving, Texas with his wife Bo and their five children.

Latricia Trammell



Latricia Trammell was named assistant coach of the Los Angeles Sparks on Jan. 22, 2019. Trammell most recently served as an assistant coach for the San Antonio Stars in 2017 where she worked with the first overall pick Kelsey Plum.

Trammell also served as head coach at Oklahoma State University, producing an 85-10 record with the Stars. She led the team to back-to-back NAIA Division I women's basketball national championships in 2014 and 2015, which earned her National Coach of the Year honors in those two years. After her two titles at OCU, Trammell transitioned to Division I basketball and became an assistant coach for Georgia State from 2015-2017 before transitioning to the WNBA. Trammell holds a 255-131 overall high school and college coaching record in her 24 years on the sidelines.

The Oklahoma native debuted as a head coach when she took over the job at Western State (Colo.) University. Trammell spent five seasons with the Mountaineers and built Western State to be a top contender in the Rocky Mountain Athletic Conference. Trammell's team notched a 105-76 record and made five consecutive RMAC Shootout appearances, catapulting her to become the third winningest coach in program history.

Trammell formally served on the WBCA National Convention Advisory Board and on the voting committee for USA Today/ESPN D-II Top 25. The Seminole, Oklahoma native is also a frequent basketball clinician and was a former player for both Seminole State College and East Central Oklahoma.

Jamal Lovell



The Los Angeles Sparks named Jamal "Dash" Lovell their player development assistant coach on March 4, 2019. Lovell is a professional basketball skills trainer bringing over 11 years of experience working with NBA, WNBA and NCAA athletes, including Candace Parker, Paul George and Dwyane Wade.

Lovell is currently involved with high-profile training clinics in Los Angeles, New York and Miami. In total, Lovell has helped 22 players play NCAA Division I basketball and has worked with over 30 NBA and WNBA players. Lovell, who's known for his training brand DashLetics, believes that aggressiveness, balance and footwork are the key components for success on the court.

#0	ALANA BEARD	GUARD/FORWARD	5-11	5/14/84	DUKE	13TH SEASON
----	-------------	---------------	------	---------	------	-------------

2019 Regular Season Averages:

G-GS	PPG	RPG	APG	SPG	BPG	MPG	FG%	3FG%	FT%
14-3	3.7	1.6	1.6	0.6	0.1	15.4	44.9	20.0	77.8

	2019 Season Highs	Career Highs	Playoff Career Highs
PTS	10	33, at PHX 6/4/08	22, at CT 9/29/04
REB	3	10, Twice	9, at PHX 9/21/13 (Twice)
AST	4	10, at SA 6/28/12	7, vs MIN 10/14/16 (Twice)
STL	5	7, 3 Times	4, vs MIN 9/20/15 (Twice)
BLK	1	4, Twice	4, at CT 9/29/04
FGM	4	13, vs. SEA 7/23/06	9, at CT 9/29/04
3FGM	1	6, at ATL 6/3/08	1, vs. MIN 10/14/16 (6 times)
FTM	2	11, Twice	7, at CT 9/27/04
MINs	25	48, vs. IND 6/18/05	39, at PHX 9/21/13



GAME BY GAME STATS

Date	Opponent	MIN	FG-A	PCT	3PM-A	PCT	FTM-A	PCT	OFF	DEF	TOT	AST	STL	BLK	TO	PF	PTS
5/26	@LV	20:00	2 - 4	50.0	-	-	1 - 2	50.0	0	3	3	4	0	0	1	2	5
5/31	CT	DND	Hamstring	-	-	-	-	-	-	-	-	-	-	-	-	-	-
6/4	@NY	DND	Hamstring	-	-	-	-	-	-	-	-	-	-	-	-	-	-
6/6	@CT	DND	Hamstring	-	-	-	-	-	-	-	-	-	-	-	-	-	-
6/8	@MIN	DND	Hamstring	-	-	-	-	-	-	-	-	-	-	-	-	-	-
6/14	@PHO	DND	Hamstring	-	-	-	-	-	-	-	-	-	-	-	-	-	-
6/15	NY	DND	Hamstring	-	-	-	-	-	-	-	-	-	-	-	-	-	-
6/18	WASH	DND	Hamstring	-	-	-	-	-	-	-	-	-	-	-	-	-	-
6/21	@SEA	23:27	3 - 6	50.0	0 - 1	0	2 - 2	100.0	1	2	3	2	0	0	1	1	8
6/23	@PHO	16:08	0 - 3	0	0 - 1	0	-	-	0	1	1	2	0	0	0	2	0
6/27	LV	19:14	0 - 2	0	-	-	2 - 2	100.0	0	3	3	3	5	0	1	1	2
6/30	CHI	DND	-	-	-	-	-	-	-	-	-	-	-	-	-	-	-
7/7	WASH	10:52	2 - 3	66.7	-	-	-	-	0	0	0	0	1	0	0	1	4
7/9	@DAL	18:40	2 - 6	33.3	0 - 1	0	-	-	0	1	1	2	0	1	1	1	4
7/12	@IND	7:46	1-2	50.0	-	-	-	-	0	0	0	1	1	0	0	0	2
7/14	@ATL	DND	Hamstring	-	-	-	-	-	-	-	-	-	-	-	-	-	-
7/18	DAL	DND	Hamstring	-	-	-	-	-	-	-	-	-	-	-	-	-	-
7/20	@NY	DND	Hamstring	-	-	-	-	-	-	-	-	-	-	-	-	-	-
7/23	@ATL	DND	Hamstring	-	-	-	-	-	-	-	-	-	-	-	-	-	-
8/1	LV	DND	Hamstring	-	-	-	-	-	-	-	-	-	-	-	-	-	-
8/4	SEA	DND	Hamstring	-	-	-	-	-	-	-	-	-	-	-	-	-	-
8/8	PHO	DND	Hamstring	-	-	-	-	-	-	-	-	-	-	-	-	-	-
8/11	CHI	DND	Hamstring	-	-	-	-	-	-	-	-	-	-	-	-	-	-
8/14	@DAL	13:12	1-4	25.0	-	-	-	-	0	3	3	1	0	0	0	1	2
8/16	@CHI	25:12	4-5	80.0	1-1	100.0	1-1	100.0	0	1	1	4	1	0	0	2	10
8/20	MIN	19:57	3-5	60.0	-	-	1-2	50.0	1	1	2	1	1	0	1	4	7
8/22	IND	13:03	1 - 1	100.0	-	-	-	-	0	3	3	0	0	0	2	1	2
8/25	CT	15:41	1-3	33.3	0-1	0	-	-	0	1	1	2	0	0	1	2	2
8/27	@WASH	6:00	1-3	33.3	-	-	-	-	0	0	0	0	0	0	0	0	2
8/29	@IND	DNP	CD	-	-	-	-	-	-	-	-	-	-	-	-	-	-
8/31	@LV	DNP	CD	-	-	-	-	-	-	-	-	-	-	-	-	-	-
9/3	ATL	5:52	1-2	50.0	-	-	-	-	0	1	1	0	0	1	1	2	2
9/5	SEA																
9/8	MIN																
Totals	-	215	22- 49	44.9	1- 5	20.0	7- 9	77.8	2	20	22	22	9	2	9	20	52

#1 ALEXIS JONES GUARD 5-9 05/08/94 BAYLOR 3RD SEASON

2019 Regular Season Averages:

G-GS	PPG	RPG	APG	SPG	BPG	MPG	FG%	3FG%	FT%
18-1	4.2	1.2	1.8	0.3	0.2	12.5	40.9	33.3	80.0

	2019 Season Highs	Career Highs	Playoff Career Highs
PTS	15	15, vs. MN 8/20/19	9, at LA 9/26/17
REB	2	4, vs. IND 8/30/17	2, at LA 9/26/17
AST	4	5, vs. CHI 9/1/17	4, at LA 9/26/17
STL	2	3 vs. IND, 8/18/17	--
BLK	2	2 vs. LV, 5/26/19	--
FGM	5	5, vs. MN 8/20/19	3, at LA 9/26/17
3FGM	3	3, three times	3, at LA 9/26/17
FTM	2	2, three times	--
MINs	20:43	28, vs. LA 6/3/18	17, at LA 9/26/17



GAME BY GAME STATS

Date	Opponent	MIN	FG-A	PCT	3PM-A	PCT	FTM-A	PCT	OFF	DEF	TOT	AST	STL	BLK	TO	PF	PTS
5/26	@LV	16	0 - 4	-	0 - 2	-	0 - 0	-	0	2	2	4	0	2	0	2	0
5/31	CT	15	1 - 7	.143	0-3	-	0 - 0	-	0	2	2	4	0	0	0	1	2
6/4	@NY	16:55	4 - 6	66.7	1 - 2	50.0	1-1	100.0	0	1	1	2	0	0	1	1	10
6/6	@CT	20	1 - 4	25.0	0 - 2	-	2 - 2	100.0	0	2	2	4	1	0	3	3	4
6/8	@MIN	DNP	-	-	-	-	-	-	-	-	-	-	-	-	-	-	-
6/14	@PHO	8:18	0 - 1	-	-	-	-	-	0	1	1	0	0	0	1	0	0
6/15	NY	14:55	3 - 4	75.0	3 - 3	100.0	-	-	0	0	0	2	0	0	3	3	9
6/18	WASH	DNP	CD	-	-	-	-	-	-	-	-	-	-	-	-	-	-
6/21	@SEA	DNP	CD	-	-	-	-	-	-	-	-	-	-	-	-	-	-
6/23	@PHO	15:22	3 - 5	60.0	1 - 1	100.0	1 - 2	50.0	0	0	0	1	0	0	1	2	8
6/27	LV	DNP	Knee	-	-	-	-	-	-	-	-	-	-	-	-	-	-
6/30	CHI	DNP	Knee	-	-	-	-	-	-	-	-	-	-	-	-	-	-
7/7	WASH	DNP	Knee	-	-	-	-	-	-	-	-	-	-	-	-	-	-
7/9	@DAL	DNP	Knee	-	-	-	-	-	-	-	-	-	-	-	-	-	-
7/12	@IND	DNP	Knee	-	-	-	-	-	-	-	-	-	-	-	-	-	-
7/14	@ATL	DNP	Knee	-	-	-	-	-	-	-	-	-	-	-	-	-	-
7/18	DAL	DNP	Knee	-	-	-	-	-	-	-	-	-	-	-	-	-	-
7/20	@NY	DNP	Knee	-	-	-	-	-	-	-	-	-	-	-	-	-	-
7/23	@ATL	DNP	Knee	-	-	-	-	-	-	-	-	-	-	-	-	-	-
8/1	LV	20:43	3 - 9	33.3	1 - 6	16.7	-	-	1	3	4	2	0	0	2	2	7
8/4	SEA	20:16	1-3	33.3	0-1	0.0	0-0	-	0	2	2	4	2	1	3	1	2
8/8	PHO	13:34	3 - 4	75.0	1 - 1	100.0	-	-	1	1	2	3	0	0	1	1	7
8/11	CHI	11:07	0 - 1	0	-	-	1 - 2	50.0	0	0	0	2	2	0	3	3	1
8/14	@DAL	6:53	1-3	33.3	0-1	0.0	2-2	100.0	0	0	0	0	1	1	1	2	4
8/16	@CHI	5:45	0-1	0.0	-	-	-	-	0	0	0	0	0	0	0	2	0
8/20	MIN	15:57	5-7	71.4	2-4	50.0	3-4	75.0	0	2	2	0	0	0	5	2	15
8/22	IND	10:32	0 - 1	0.0	-	-	-	-	0	1	1	4	0	1	1	1	0
8/25	CT	2:11	0-0	-	-	-	2-2	100.0	0	0	0	0	0	0	0	0	2
8/27	@WASH	10:03	2-4	50.0	1-3	33.3	-	-	0	1	1	0	0	0	0	0	5
8/29	@IND	2:20	0-2	0.0	0-1	0.0	-	-	0	1	1	0	0	0	0	0	0
8/31	@LV	DNP	CD	-	-	-	-	-	-	-	-	-	-	-	-	-	-
9/3	ATL	DNP	CD	-	-	-	-	-	-	-	-	-	-	-	-	-	-
9/5	SEA																
9/8	MIN																
Totals	-	225	27-66	41.0	10-30	33.3	12-15	80.0	2	19	21	32	6	4	25	26	76

2019 Regular Season Averages:

G-GS	PPG	RPG	APG	SPG	BPG	MPG	FG%	3FG%	FT%
21 - 12	12.6	2.7	1.6	1.1	0.1	26.2	38.2	38.6	87.8

	2019 Season Highs	Career Highs	Playoff Career Highs
PTS	37	51, vs. SA 9/8/13	17, vs MIN 8/21/18
REB	5	9, vs. SEA 9/12/13	3, vs MIN 8/21/18
AST	4	6 (3 Times)	1, vs. vs MIN 8/23/18 (3 times)
STL	2	5 (3 Times)	2, vs MIN 8/21/18
BLK	1	2 (5 Times)	--
FGM	10	17, SA 9/8/13	3, vs MIN 8/21/18
3FGM	7	8, vs. SA 9/8/13	3, vs MIN 8/21/18
FTM	10	18, at ATL 7/7/15	2, vs MIN 8/21/18 (Twice)
MINS	40	40, at ATL 7/14/19	26, vs MIN 8/23/18



GAME BY GAME STATS

Date	Opponent	MIN	FG-A	PCT	3PM-A	PCT	FTM-A	PCT	OFF	DEF	TOT	AST	STL	BLK	TO	PF	PTS
5/26	@LV	17	1 - 4	25.0	1 - 2	50.0	1 - 2	50.0	1	1	2	0	0	0	2	3	4
5/31	CT	19:41	2 - 8	25.0	1 - 4	25.0	2 - 2	100.0	0	1	1	0	1	0	2	2	7
6/4	@NY	14:43	0 - 5	0	0 - 3	0	-	-	0	4	4	1	2	0	0	0	0
6/6	@CT	DND	CD	-	-	-	-	-	-	-	-	-	-	-	-	-	-
6/8	@MN	23:44	7 - 16	43.8	4 - 9	44.4	7 - 7	100.0	1	3	4	4	2	0	2	4	25
6/14	@PHO	28:32	4 - 10	40.0	3 - 5	60.0	-	-	0	2	2	3	2	1	0	1	11
6/15	NY	25:44	3 - 12	25.0	2 - 7	28.6	-	-	0	3	3	1	2	0	1	3	8
6/18	WASH	19:29	1 - 4	25.0	0 - 2	0.0	-	-	0	0	0	0	2	0	3	3	2
6/21	@SEA	19:07	2 - 5	40.0	2 - 3	66.7	1 - 2	50.0	0	3	3	1	2	0	0	1	7
6/23	@PHO	27:25	2 - 7	28.6	1 - 4	25.0	2 - 2	100.0	0	1	1	3	0	0	1	3	7
6/27	LV	35:44	7 - 16	43.8	3 - 6	50.0	1 - 1	100.0	1	4	5	2	0	0	2	1	18
6/30	CHI	29:55	5 - 11	45.5	3 - 8	37.5	6 - 7	85.7	1	2	3	3	1	0	2	3	19
7/7	WASH	27:03	6 - 11	54.5	5 - 10	50.0	2 - 2	100.0	1	3	4	1	1	0	1	3	19
7/9	@DAL	32:21	6 - 14	42.9	2 - 4	50.0	-	-	2	1	3	2	1	0	2	3	14
7/12	@IND	19:50	3 - 9	33.3	2 - 6	33.3	-	-	0	1	1	4	2	0	1	2	8
7/14	@ATL	39:41	8 - 19	42.1	5 - 12	41.0	2 - 2	100.0	1	3	4	0	1	0	0	3	23
7/18	DAL	SUSP	-	-	-	-	-	-	-	-	-	-	-	-	-	-	-
7/20	@NY	SUSP	-	-	-	-	-	-	-	-	-	-	-	-	-	-	-
7/23	@ATL	SUSP	-	-	-	-	-	-	-	-	-	-	-	-	-	-	-
8/1	LV	SUSP	-	-	-	-	-	-	-	-	-	-	-	-	-	-	-
8/4	SEA	SUSP	-	-	-	-	-	-	-	-	-	-	-	-	-	-	-
8/8	PHO	SUSP	-	-	-	-	-	-	-	-	-	-	-	-	-	-	-
8/11	CHI	SUSP	-	-	-	-	-	-	-	-	-	-	-	-	-	-	-
8/14	@DAL	SUSP	-	-	-	-	-	-	-	-	-	-	-	-	-	-	-
8/16	@CHI	SUSP	-	-	-	-	-	-	-	-	-	-	-	-	-	-	-
8/20	MIN	SUSP	-	-	-	-	-	-	-	-	-	-	-	-	-	-	-
8/22	IND	27:45	4 - 12	33.3	1 - 8	12.5	1 - 2	50.0	1	4	5	3	0	1	2	2	10
8/25	CT	25:56	7 - 12	58.3	5 - 8	62.5	2 - 2	100.0	0	2	2	1	1	0	1	5	21
8/27	@WASH	26:43	2 - 9	22.2	0 - 5	0.0	2 - 2	100.0	2	3	5	0	2	0	3	5	6
8/29	@IND	36:42	6 - 16	37.5	2 - 4	50.0	1 - 2	50.0	0	1	1	2	1	0	0	3	15
8/31	@LV	35:44	10 - 22	45.5	7 - 15	46.7	10 - 11	90.9	0	0	0	2	1	0	1	0	37
9/3	ATL	16:19	0 - 3	0.0	0 - 2	0.0	3 - 3	100.0	1	2	3	0	0	1	2	4	3
9/5	SEA																
9/8	MIN																
Totals	-	550	86 - 225	38.2	49 - 127	38.6	43 - 49	87.8	12	44	56	33	24	3	27	54	264

#3	CANDACE PARKER	FORWARD/CENTER	6-4	4/19/86	TENNESSEE	11TH SEASON
----	----------------	----------------	-----	---------	-----------	-------------

2019 Regular Season Averages:

G-GS	PPG	RPG	APG	SPG	BPG	MPG	FG%	3FG%	FT%
20 - 20	10.8	6.2	3.6	1.1	0.8	26.2	40.7	28.6	80.7

	2019 Season Highs	Career Highs	Playoff Career Highs
PTS	21	40, vs HOU 7/9/08	33, vs. MIN 10/7/12
REB	11	20, at SA 6/1/13	18, at PHO 9/25/09
AST	6	11, at WAS 6/15 /18	11, at PHO 9/17/17
STL	4	8, vs IND 8/18/15	5, vs. MIN 9/29/17
BLK	4	9, vs TUL 6/20/12	4, at MIN 10/4/17 (5 Times)
FGM	9	15, vs HOU 7/9/08	14, vs. MIN 10/7/12
3FGM	3	5, Twice	3, at CHI 10/4/16 (4 Times)
FTM	5	14 vs. SEA 7/25/13	15, at CHI 10/4/16
MINS	31:52	48, Twice	40, at MIN 9/22/15 (4 Times)



GAME BY GAME STATS

Date	Opponent	MIN	FG-A	PCT	3PM-A	PCT	FTM-A	PCT	OFF	DEF	TOT	AST	STL	BLK	TO	PF	PTS
5/26	@LV	DND	Hamstring	-	-	-	-	-	-	-	-	-	-	-	-	-	-
5/31	CT	DND	Hamstring	-	-	-	-	-	-	-	-	-	-	-	-	-	-
6/4	@NY	DND	Hamstring	-	-	-	-	-	-	-	-	-	-	-	-	-	-
6/6	@CT	DND	Hamstring	-	-	-	-	-	-	-	-	-	-	-	-	-	-
6/8	@MIN	DND	Hamstring	-	-	-	-	-	-	-	-	-	-	-	-	-	-
6/14	@PHO	DND	Hamstring	-	-	-	-	-	-	-	-	-	-	-	-	-	-
6/15	NY	DND	Hamstring	-	-	-	-	-	-	-	-	-	-	-	-	-	-
6/18	WASH	24:41	1 - 9	11.1	0-3	0.0	1 - 2	50.0	1	4	5	3	2	0	6	1	3
6/21	@SEA	22:47	1 - 9	11.1	0-4	0.0	-	-	1	3	4	2	0	2	1	0	2
6/23	@PHO	28:28	3 - 10	30.0	2 - 4	50.0	4 - 4	100.0	1	10	11	3	0	0	2	1	12
6/27	LV	31:52	6 - 12	50.0	2 - 4	50.0	4 - 5	80.0	1	8	9	3	4	2	9	1	18
6/30	CHI	21:43	5 - 10	50.0	1 - 2	50.0	1 - 1	100.0	1	5	6	3	1	1	0	3	12
7/7	WASH	27:55	2 - 8	25.0	0 - 1	0	3 - 5	60.0	0	7	7	4	0	1	1	1	7
7/9	@DAL	6:11	1 - 2	50.0	-	-	-	-	1	2	3	1	0	0	2	0	2
7/12	@IND	DND	Ankle	-	-	-	-	-	-	-	-	-	-	-	-	-	-
7/14	@ATL	DND	Ankle	-	-	-	-	-	-	-	-	-	-	-	-	-	-
7/18	DAL	DND	Ankle	-	-	-	-	-	-	-	-	-	-	-	-	-	-
7/20	@NY	NWT	Ankle	-	-	-	-	-	-	-	-	-	-	-	-	-	-
7/23	@ATL	NWT	Ankle	-	-	-	-	-	-	-	-	-	-	-	-	-	-
8/1	LV	27:59	5 - 9	55.6	3 - 3	100.0	3-3	100.0	0	7	7	3	3	4	3	2	16
8/4	SEA	24:44	9-16	56.3	0-4	0.0	3-3	100.0	1	6	7	2	2	0	3	1	21
8/8	PHO	29:11	3 - 8	37.5	1-3	33.3	5-7	71.4	1	10	11	6	0	1	2	1	12
8/11	CHI	30:21	2 - 6	33.3	0 - 2	0	4 - 4	100.0	0	2	2	5	1	0	2	3	8
8/14	@DAL	28:26	2-8	25.0	0-3	0	0-0	0	1	1	2	2	1	0	3	3	4
8/16	@CHI	29:35	2-9	22.2	1-4	25.0	0-0	0	1	4	5	4	3	2	2	2	5
8/20	MIN	26:51	8-14	57.1	2-4	50.0	2-2	100.0	2	8	10	3	0	1	1	3	20
8/22	IND	19:48	3 - 8	37.5	0 - 2	0.0	2 - 4	50.0	0	3	3	5	0	0	0	2	8
8/25	CT	29:24	5-10	50.0	1-3	33.3	2-2	100.0	0	2	2	5	0	1	3	2	13
8/27	@WASH	18:10	3-5	60.0	0-1	0.0	6-8	75.0	1	2	3	1	1	0	3	3	12
8/29	@IND	32:17	3-8	37.5	-	-	-	-	1	5	6	5	2	1	3	5	6
8/31	@LV	32:08	6-14	42.9	2-5	40.0	-	-	0	6	6	5	1	0	1	3	14
9/3	ATL	30:25	7-14	50.0	1-4	25.0	6-7	85.7	3	8	11	6	1	2	1	2	21
9/5	SEA																
9/8	MIN																
Totals	-	523	77-189	40.7	16-56	28.6	46-57	80.7	17	107	124	71	22	16	48	39	216

#5	MARINA MABREY	GUARD	5-11	11/14/96	NOTRE DAME	R-SEASON
----	---------------	-------	------	----------	------------	----------

2019 Regular Season Averages:

G-GS	PPG	RPG	APG	SPG	BPG	MPG	FG%	3FG%	FT%
29-0	3.9	1.2	1.0	0.6	0.2	11.8	32.0	25.3	87.5

	2019 Season Highs	Career Highs	Playoff Career Highs
PTS	14	14, @ CT (6/6/19)	–
REB	5	5, vs. WAS (6/19/19)	–
AST	5	5, vs. CHI (6/30/19)	–
STL	3	3, @ MN (6/8/19)	–
BLK	2	2, vs NY (6/14/19)	–
FGM	4	4, @ CT (6/6/19)	–
3FGM	3	3, @ CT (6/6/19)	–
FTM	4	4, @ ATL (7/14/19)	–
MINs	28	28, @CT (6/6/19)	–



GAME BY GAME STATS


Date	Opponent	MIN	FG-A	PCT	3PM-A	PCT	FTM-A	PCT	OFF	DEF	TOT	AST	STL	BLK	TO	PF	PTS
5/26	@LV	20	2 - 4	50.0	2 - 3	66.7	0 - 0	-	1	2	3	0	2	0	2	0	6
5/31	CT	4:51	1 - 2	50.0	1 - 1	100.0	0 - 0	-	0	1	1	0	0	0	1	3	3
6/4	@NY	10:23	0 - 4	-	0 - 2	-	0 - 0	-	0	0	0	1	0	0	0	0	0
6/6	@CT	28:08	4 - 12	33.3	3 - 7	42.9	3 - 3	100.0	1	1	2	2	2	1	0	1	14
6/8	@MIN	11:47	2 - 6	33.3	1 - 5	20.0	0 - 1	-	0	0	0	3	3	0	2	3	5
6/14	@PHO	13:38	2 - 3	66.7	1 - 2	50.0	-	-	0	1	1	2	1	0	0	0	5
6/15	NY	11:52	0-5	-	0-3	-	-	-	0	2	2	1	1	2	0	1	0
6/18	WASH	20:00	2-9	22.2	0-3	0	-	-	1	4	5	1	0	0	3	0	4
6/21	@SEA	14:55	2-6	33.3	1-4	25.0	2-2	100.0	0	0	0	0	0	0	0	0	7
6/23	@PHO	13:04	2 - 5	40.0	-	-	-	-	2	2	4	1	1	1	0	1	4
6/27	LV	13:35	2 - 4	50.0	0 - 2	0	-	-	0	2	2	1	0	0	2	2	4
6/30	CHI	14:09	3 - 6	50.0	1 - 4	25.0	-	-	1	2	3	5	0	0	1	1	7
7/7	WASH	6:23	0 - 2	0	0 - 1	0	-	-	0	0	0	1	0	0	1	0	0
7/9	@DAL	9:51	1 - 3	33.3	1 - 3	33.3	-	-	0	0	0	1	0	0	1	1	3
7/12	@IND	18:17	4 - 9	44.4	2-6	33.3	-	-	0	2	2	3	1	1	1	2	10
7/14	@ATL	15:46	0 - 4	0	0 - 3	0	4 - 4	100.0	0	0	0	1	1	1	0	0	4
7/18	DAL	25:57	4 - 8	50.0	2 - 3	66.7	2 - 2	100.0	0	1	1	1	1	0	1	0	12
7/20	@NY	4:17	0 - 4	0	0 - 1	0	-	-	0	0	0	0	0	0	1	0	0
7/23	@ATL	4:08	0 - 0	-	0-0	-	0-0	-	0	0	0	0	0	0	1	0	0
8/1	LV	1:28	0 - 1	0	0 - 1	0	-	-	0	1	1	0	0	0	1	1	0
8/4	SEA	15:34	3 - 7	42.9	2-5	40.0	2-2	100.0	0	2	2	0	0	1	1	0	10
8/8	PHO	12:35	4 - 8	50.0	1 - 5	20.0	-	-	0	1	1	1	0	0	0	2	9
8/11	CHI	16:12	1 - 5	20.0	1-4	25.0	-	-	0	2	2	0	2	0	0	1	3
8/14	@DAL	2:45	0-2	0	0-1	0	-	-	0	1	1	0	0	0	0	0	0
8/16	@CHI	DNP	CD	-	-	-	-	-	-	-	-	-	-	-	-	-	-
8/20	MIN	2:31	-	-	-	-	-	-	0	0	0	0	0	0	0	0	0
8/22	IND	6:30	1 - 2	50.0	-	-	1 - 2	50.0	0	0	0	2	1	0	0	0	3
8/25	CT	1:08	-	-	-	-	-	-	0	0	0	0	0	0	1	0	0
8/27	@WASH	7:17	0-1	0.0	0-1	0.0	-	-	0	0	0	0	2	0	1	0	0
8/29	@IND	DNP	CD	-	-	-	-	-	-	-	-	-	-	-	-	-	-
8/31	@LV	DNP	CD	-	-	-	-	-	-	-	-	-	-	-	-	-	-
9/3	ATL	14:39	0-3	0.0	0-2	0.0	-	-	0	3	3	1	0	0	2	0	0
9/5	SEA																
9/8	MIN																
Totals	-	342	40-125	32.0	19-75	25.3	14-16	87.5	6	30	36	28	18	7	23	20	113

#7	MARIA VADEEVA	FORWARD/CENTER	6-4	6/16/98	RUSSIA	2ND SEASON
----	---------------	----------------	-----	---------	--------	------------

2019 Regular Season Averages:

G-GS	PPG	RPG	APG	SPG	BPG	MPG	FG%	3FG%	FT%
14- 1	7.5	3.6	0.5	0.9	0.2	11.6	48.9	33.3	72.7

	2019 Season Highs	Career Highs	Playoff Career Highs
PTS	24	24, at LV 5/26/19	2, at WSH 8/23/18
REB	7	7, Twice	--
AST	3	3, vs. SEA 8/4/19	--
STL	3	3, vs. MN 8/20/19	--
BLK	3	3, vs. DAL 6/26/18	--
FGM	11	11, at LV 5/26/19	1, at WSH 8/23/18
3FGM	2	2, 2 Times	--
FTM	0	3, at LV 6/29/18	--
MINS	24	24, at LV 5/26/19	3, at WSH 8/23/18



GAME BY GAME STATS

Date	Opponent	MIN	FG-A	PCT	3PM-A	PCT	FTM-A	PCT	OFF	DEF	TOT	AST	STL	BLK	TO	PF	PTS
5/26	@LV	24	11 - 20	55.0	2 - 4	50.0	0 - 1	0.0	1	4	5	1	2	3	3	3	24
5/31	CT	NWT	Overseas	-	-	-	-	-	-	-	-	-	-	-	-	-	-
6/4	@NY	NWT	Overseas	-	-	-	-	-	-	-	-	-	-	-	-	-	-
6/6	@CT	NWT	Overseas	-	-	-	-	-	-	-	-	-	-	-	-	-	-
6/8	@MIN	NWT	Overseas	-	-	-	-	-	-	-	-	-	-	-	-	-	-
6/14	@PHO	NWT	Overseas	-	-	-	-	-	-	-	-	-	-	-	-	-	-
6/15	NY	NWT	Overseas	-	-	-	-	-	-	-	-	-	-	-	-	-	-
6/18	WASH	NWT	Overseas	-	-	-	-	-	-	-	-	-	-	-	-	-	-
6/21	@SEA	NWT	Overseas	-	-	-	-	-	-	-	-	-	-	-	-	-	-
6/23	@PHO	NWT	Overseas	-	-	-	-	-	-	-	-	-	-	-	-	-	-
6/27	LV	NWT	Overseas	-	-	-	-	-	-	-	-	-	-	-	-	-	-
6/30	CHI	NWT	Overseas	-	-	-	-	-	-	-	-	-	-	-	-	-	-
7/7	WASH	NWT	Overseas	-	-	-	-	-	-	-	-	-	-	-	-	-	-
7/9	@DAL	NWT	Overseas	-	-	-	-	-	-	-	-	-	-	-	-	-	-
7/12	@IND	DND	Knee	-	-	-	-	-	-	-	-	-	-	-	-	-	-
7/14	@ATL	DND	Knee	-	-	-	-	-	-	-	-	-	-	-	-	-	-
7/18	DAL	DND	Knee	-	-	-	-	-	-	-	-	-	-	-	-	-	-
7/20	@NY	DND	Knee	-	-	-	-	-	-	-	-	-	-	-	-	-	-
7/23	@ATL	DND	Knee	-	-	-	-	-	-	-	-	-	-	-	-	-	-
8/1	LV	9:03	1 - 7	14.3	0 - 1	0	-	-	0	2	2	0	0	0	0	1	2
8/4	SEA	15:16	5-6	83.3	0-0	-	4-4	100.0	2	2	4	3	2	0	2	2	14
8/8	PHO	11:09	2-4	50.0	1- 2	50.0	-	-	0	1	1	0	0	0	1	3	5
8/11	CHI	11:25	5 - 6	83.3	1-1	100.0	1-1	100.0	2	3	5	0	0	0	2	2	12
8/14	@DAL	10:30	4-7	57.1	0-2	0	1-1	100.0	0	3	3	1	1	0	1	4	9
8/16	@CHI	13:54	1-8	12.5	0-1	0	0	0	2	2	4	0	2	0	2	1	2
8/20	MIN	13:08	2-2	100.0	-	-	1-2	50.0	1	2	3	0	3	0	1	0	5
8/22	IND	12:26	4 - 8	50.0	0 - 1	0.0	-	-	1	6	7	1	1	0	2	1	8
8/25	CT	6:30	1-4	25.0	0-1	0.0	-	-	1	0	1	0	1	0	1	1	2
8/27	@WASH	14:57	5-10	50.0	0-1	0.0	-	-	2	5	7	0	0	0	0	2	10
8/29	@IND	3:35	1-1	100.0	-	-	-	-	0	0	0	0	0	0	0	0	2
8/31	@LV	1:54	0-1	0.0	0	0	0	0	0	0	0	0	0	0	0	0	0
9/3	ATL	13:45	4-10	40.0	1-1	100.0	1-2	50.0	4	4	8	1	1	0	2	2	10
9/5	SEA																
9/8	MIN																
Totals	-	162	46-94	48.9	5-15	33.3	8-11	72.7	16	34	50	7	13	3	17	22	105

#10	TIERRA RUFFIN-PRATT	GUARD/FORWARD	5-11	04/11/91	NORTH CAROLINA	6TH SEASON
-----	---------------------	---------------	------	----------	----------------	------------

2019 Regular Season Averages:

G-GS	PPG	RPG	APG	SPG	BPG	MPG	FG%	3FG%	FT%
32-31	6.2	2.4	1.7	0.7	0.6	25.3	37.2	35.2	84.6

	2019 Season Highs	Career Highs	Playoff Career Highs
PTS	23	23, at ATL 7/23/19	17, at NY 9/22/15
REB	7	12, vs. SEA 6/27/17	9, at NY 9/10/17
AST	5	6, six times	4 at NY 9/10/17 (3 times)
STL	2	4, vs. SAN 7/25/17	4, at NY 9/22/15
BLK	3	3, Three times	1, vs. SEA 9/12/18 (8 times)
FGM	7	8, two times	6, at NY 9/22/15
3FGM	6	6, at ATL 7/23/19	2, vs. SEA 9/12/18 (3 times)
FTM	3	9, vs. SAN 8/28/16	6, vs. MIN 9/17/17 (Twice)
MINS	37:10	40, vs. SEA 5/26/16	33, at NY 9/18/15



GAME BY GAME STATS


Date	Opponent	MIN	FG-A	PCT	3PM-A	PCT	FTM-A	PCT	OFF	DEF	TOT	AST	STL	BLK	TO	PF	PTS
5/26	@LV	20	0 - 2	0.0	0 - 0	-	0- 0	-	0	1	1	3	1	0	1	1	0
5/31	CT	22:17	2-4	50.0	1-2	50.0	0 - 0	-	1	2	3	3	1	1	3	3	5
6/4	@NY	19:32	1 - 4	25.0	1 - 2	50.0	0-0	-	3	4	7	3	2	3	2	1	3
6/6	@CT	13:17	1 - 4	25.0	0 - 1	-	0 - 0	-	0	2	2	2	1	0	2	0	2
6/8	@MIN	35:08	6 - 11	54.5	2 - 4	50.0	3 - 3	100.0	0	2	2	5	1	3	0	2	17
6/14	@PHO	29:14	4 - 8	50.0	1 - 2	50.0	5 - 6	83.3	1	5	6	0	1	2	0	4	14
6/15	NY	24:14	3-7	42.9	0-1	-	0-0	-	1	2	3	4	0	1	0	4	6
6/18	WASH	20:31	0-5	0.0	0-3	0.0	-	-	0	2	2	0	0	0	1	2	0
6/21	@SEA	23:24	1-4	25.0	0-2	0.0	3-4	75.0	1	1	2	2	1	0	0	0	5
6/23	@PHO	17:57	4 - 5	80.0	3 - 3	100.0	-	-	0	1	1	0	0	1	1	6	11
6/27	LV	21:48	2 - 4	50.0	2 - 3	66.7	2 - 2	100.0	1	1	2	1	0	1	0	3	8
6/30	CHI	26:18	3 - 5	60.0	1 - 2	50.0	1- 1	100.0	0	1	1	2	0	0	1	2	8
7/7	WASH	26:34	5 - 10	50.0	2 - 4	50.0	-	-	0	1	1	3	0	0	0	1	12
7/9	@DAL	16:18	0 - 2	0	0 - 1	0.0	-	-	1	0	1	2	0	0	1	1	0
7/12	@IND	23:31	1-5	20.0	0-1	0.0	3-4	75.0	1	2	3	3	1	0	0	2	5
7/14	@ATL	35:52	3 - 10	30.0	0 - 4	0	-	-	2	3	5	4	0	0	0	3	6
7/18	DAL	37:10	2 - 10	20.0	0 - 1	0	-	-	1	1	2	0	2	0	1	3	4
7/20	@NY	36:37	4 - 10	40.0	1 - 3	33.3	1 - 2	50.0	0	3	3	2	0	1	2	5	10
7/23	@ATL	35:47	7 - 13	53.8	6 - 9	66.7	3 - 4	75	1	3	4	2	1	2	4	2	23
8/1	LV	34:38	0 - 4	0	0 - 4	0	-	-	0	1	1	0	2	1	1	3	0
8/4	SEA	20:21	2-4	50.0	0-0	-	2-2	100.0	0	1	1	1	0	0	1	4	6
8/8	PHO	31:26	1-4	25.0	1-2	50.0	-	-	0	3	3	2	1	1	1	3	3
8/11	CHI	28:21	3-10	30.0	1-4	25.0	1-1	100.0	2	2	4	2	1	0	2	3	8
8/14	@DAL	27:18	3-5	60.0	1-1	100.0	-	-	0	2	2	0	0	1	0	4	7
8/16	@CHI	21:33	6-8	75.0	0-2	0	4-4	100.0	1	2	3	2	1	0	2	5	16
8/20	MIN	16:52	0-4	0.0	0-2	0	-	-	0	1	1	1	1	0	0	1	0
8/22	IND	20:27	3 - 6	50.0	2 - 3	66.7	3 - 3	100.0	2	1	3	1	1	1	1	2	11
8/25	CT	18:54	2-7	28.6	0-2	0.0	1-1	100.0	0	0	0	0	0	0	0	1	5
8/27	@WASH	18:08	0-5	0.0	0-3	0.0	1-2	50.0	0	0	0	0	2	0	0	2	1
8/29	@IND	26:09	0-2	0.0	-	-	-	-	0	2	2	0	0	1	1	6	0
8/31	@LV	31:52	1-4	25.0	-	-	-	-	0	3	3	2	0	0	0	4	2
9/3	ATL	28:46	0-2	0.0	-	-	-	-	1	3	4	3	0	0	1	5	0
9/5	SEA																
9/8	MIN																
Totals	-	810	70-188	37.2	25-71	35.2	33-39	84.6	20	58	78	55	21	20	29	88	198

#12	CHELSEA GRAY	GUARD	5-11	10/8/92	DUKE	4TH SEASON
-----	--------------	-------	------	---------	------	------------

2019 Regular Season Averages:

G-GS	PPG	RPG	APG	SPG	BPG	MPG	FG%	3FG%	FT%
32-32	14.6	3.8	5.8	1.0	0.1	32.9	41.4	39.7	91.7

	2019 Season Highs	Career Highs	Playoff Career Highs
PTS	30	30, at IND 8/29/19	27, at MIN 9/24/17
REB	10	10, vs. WAS 7/7/19	6, vs. PHO 9/14/17
AST	13	13, vs WAS 7/7/19	9, vs. MIN 10/1/17
STL	5	6, at MN 5/20/18	3, at MIN 10/4/17 (Twice)
BLK	2	3, at Chi 6/17/18	2, vs. MIN 9/29/17
FGM	11	11, at NY 8/14/18	10, at MIN 9/24/17
3FGM	7	7, at IND 8/29/19	4, at MIN 9/24/17 (3 times)
FTM	6	6, vs MIN 9/6/16	6, at MIN 10/9/16
MINS	41:03	48, at CHI 8/18/17	38, vs. PHO 9/14/17



GAME BY GAME STATS

Date	Opponent	MIN	FG-A	PCT	3PM-A	PCT	FTM-A	PCT	OFF	DEF	TOI	AST	STL	BLK	TO	PF	PTS
5/26	@LV	24	3 - 9	33.3	0 - 2	0.0	2 - 2	100.0	1	1	2	4	1	2	3	0	8
5/31	CT	33:43	5 - 15	33.3	0 - 1	0.0	6 - 7	85.7	1	3	4	4	1	0	1	1	16
6/4	@NY	31:34	10 - 20	50.0	4 - 7	57.1	5 - 5	100.0	0	3	3	4	0	0	2	1	29
6/6	@CT	32:25	1 - 6	16.7	0 - 2	-	2 - 2	100.0	0	1	1	6	1	0	8	3	4
6/8	@MIN	30:55	8 - 12	66.7	1 - 1	100.0	4 - 4	100.0	1	2	3	4	0	0	4	3	21
6/14	@PHO	31:15	8 - 16	50.0	4 - 6	66.7	1 - 1	100.0	0	3	3	9	1	0	1	2	21
6/15	NY	28:58	8-16	50.0	2-5	40.0	0-0	-	1	3	4	6	1	0	4	1	18
6/18	WASH	27:21	4-12	33.3	0 - 3	0.0	-	-	1	6	7	2	1	0	3	1	8
6/21	@SEA	25:12	3-9	33.3	1 - 4	25.0	-	-	0	2	2	1	1	0	2	1	7
6/23	@PHO	30:17	2 - 13	15.3	0 - 4	0.0	3 - 3	100.0	0	3	3	7	1	0	2	2	7
6/27	LV	29:39	8 - 17	47.1	1 - 3	33.3	1 - 1	100.0	0	4	4	6	1	0	0	0	18
6/30	CHI	28:59	6 - 13	46.2	1 - 2	50.0	1 - 1	100.0	0	5	5	5	1	0	3	1	13
7/7	WASH	33:37	5 - 12	41.7	2 - 4	50.0	1 - 1	100.0	1	9	10	13	0	0	2	0	13
7/9	@DAL	33:07	1 - 8	12.5	0 - 4	0	1 - 1	100.0	1	1	2	4	1	0	6	1	3
7/12	@IND	31:47	4-9	44.4	3-4	75.0	4-4	100.0	1	4	5	6	2	0	2	2	15
7/14	@ATL	41:03	4 - 12	33.3	0 - 1	0	2 - 2	100.0	1	5	6	9	1	0	2	0	10
7/18	DAL	29:52	5 - 13	38.5	0 - 1	0	1 - 2	50.0	0	9	9	4	3	0	3	4	11
7/20	@NY	34:04	7 - 14	50.0	3 - 7	42.9	2 - 2	100.0	0	2	2	5	5	0	2	5	19
7/23	@ATL	38:37	4 - 14	28.6	1 - 2	50.0	1 - 1	100.0	0	3	3	6	1	0	2	1	10
8/1	LV	35:06	7 - 17	41.2	1 - 4	25.0	1 - 1	100.0	0	3	3	10	0	0	3	2	16
8/4	SEA	35:44	3-8	37.5	3-6	50.0	1-2	50.0	1	1	2	8	1	0	4	0	10
8/8	PHO	34:04	4-13	30.8	0-3	0	2-3	66.7	0	3	3	5	2	0	5	2	10
8/11	CHI	34:23	10-20	50.0	3-5	60.0	3-3	100.0	2	2	4	6	1	0	7	1	26
8/14	@DAL	37:21	8-18	44.4	1-4	25.0	5-5	100.0	0	1	1	7	0	0	7	1	22
8/16	@CHI	39:19	8-17	47.1	2-5	40.0	7-7	100.0	0	5	5	5	0	0	3	1	25
8/20	MIN	35:37	5-12	41.7	3-5	60.0	4-4	100.0	0	4	4	2	2	0	2	1	17
8/22	IND	25:20	4 - 9	44.4	2 - 4	50.0	-	-	0	4	4	4	0	0	4	2	10
8/25	CT	35:50	5-13	38.5	1-5	20.0	1-1	100.0	0	5	5	6	1	0	3	1	12
8/27	@WASH	27:49	4-11	36.0	2-3	66.7	2-3	66.7	1	3	4	7	0	0	2	2	12
8/29	@IND	37:48	11-21	52.4	7-9	77.8	1-1	100.0	0	2	2	9	0	0	4	3	30
8/31	@LV	38:33	3-13	23.1	1-4	25.0	3-4	74.0	0	4	4	7	0	0	1	2	10
9/3	ATL	40:00	7-15	46.7	1-5	20.0	-	-	0	2	2	4	3	1	4	1	15
9/5	SEA																
9/8	MIN																
Totals	-	1054	175-427	41.0	50-126	39.7	66-72	91.7	13	108	121	185	33	3	101	48	466

2019 Regular Season Averages:

G-GS	PPG	RPG	APG	SPG	BPG	MPG	FG%	3FG%	FT%
30-14	9.5	5.8	0.8	1.0	0.7	22.2	48.3	25.0	80.0

	2019 Season Highs	Career Highs	Playoff Career Highs
PTS	26	30, vs. SEA 6/15/18	2, vs. PHX 8/23/18
REB	14	17, vs. NY 6/29/14	3, vs. PHX 8/23/18
AST	4	4, vs. NY 6/14/19	1, vs. PHX 8/23/18
STL	3	4, two times	2, vs. PHX 8/23/18
BLK	2	7, vs. DAL 7/20/16	—
FGM	9	13, vs. SEA 6/15/18	1, vs. PHX 8/23/18
3FGM	1	1, Twice	—
FTM	8	8, Twice	—
MINS	36	40, two times	19



GAME BY GAME STATS

Date	Opponent	MIN	FG-A	PCT	3PM-A	PCT	FTM-A	PCT	OFF	DEF	TOT	AST	STL	BLK	TO	PF	PTS
5/26	@LV	20	1 - 10	10.0	-	-	-	-	0	6	6	0	2	0	0	4	2
5/31	CT	32:11	7 - 11	63.6	-	-	6 - 6	100.0	4	3	7	2	1	1	0	5	20
6/4	@NY	35:43	5 - 13	38.5	-	-	5 - 6	83.3	5	5	10	2	2	2	3	3	15
6/6	@CT	30:22	9 - 11	81.8	-	-	1 - 2	50.0	3	0	3	1	3	2	0	1	19
6/8	@MIN	29:52	6 - 12	50.0	0 - 1	0.0	2 - 2	100.0	5	4	9	0	1	1	2	4	14
6/14	@PHO	15:00	4 - 7	57.1	-	-	-	-	1	1	2	0	1	0	1	4	8
6/15	NY	34:25	12 - 20	60.0	-	-	2-3	66.7	7	7	14	4	1	0	1	4	26
6/18	WASH	27:58	3 - 7	42.9	-	-	0-2	0.0	2	5	7	1	1	0	4	3	6
6/21	@SEA	26:57	2 - 9	22.0	0 - 1	0.0	-	-	1	5	6	1	0	1	4	5	4
6/23	@PHO	23:30	6 - 9	66.7	-	-	0 - 1	0.0	2	3	5	0	0	0	1	2	12
6/27	LV	25:38	3 - 10	30.0	-	-	-	-	3	7	10	0	1	2	0	4	6
6/30	CHI	18:17	4 - 7	57.1	-	-	2 - 2	100.0	3	4	7	1	2	1	2	2	10
7/7	WASH	12:04	2 - 4	100.0	-	-	-	-	0	0	0	0	0	1	0	3	4
7/9	@DAL	27:55	4 - 8	50.0	1 - 1	100.0	2 - 2	100.0	6	4	10	2	1	2	2	1	11
7/12	@IND	30:33	9-17	52.9	-	-	1-2	50.0	7	2	9	1	2	1	1	3	19
7/14	@ATL	30:42	1 - 8	12.5	-	-	2 - 2	100.0	5	5	10	1	2	2	1	5	4
7/18	DAL	29:22	4 - 8	50.0	-	-	4 - 4	100.0	2	4	6	2	1	0	0	3	12
7/20	@NY	27:07	4 - 8	50.0	-	-	8 - 10	80.0	2	5	7	1	1	1	1	6	16
7/23	@ATL	25:19	10 - 14	71.4	-	-	5 - 5	100.0	7	5	12	3	1	2	2	5	15
8/1	LV	DND	JAW	-	-	-	-	-	-	-	-	-	-	-	-	-	-
8/4	SEA	DND	JAW	-	-	-	-	-	-	-	-	-	-	-	-	-	-
8/8	PHO	11:20	1-5	20.0	-	-	-	-	1	1	2	0	2	0	2	5	2
8/11	CHI	13:01	0-4	0	-	-	2-2	100.0	1	1	2	0	2	1	2	2	2
8/14	@DAL	11:21	0-1	0	-	-	-	-	1	1	2	0	0	0	1	1	0
8/16	@CHI	12:53	2-6	33.3	-	-	1-2	50.0	2	0	2	0	1	0	1	3	5
8/20	MIN	16:12	1-2	50.0	-	-	3-4	75.0	1	2	3	1	1	0	3	2	5
8/22	IND	16:23	7 - 8	87.5	-	-	1 - 2	50.0	0	1	1	1	1	0	0	4	15
8/25	CT	12:07	2-4	50.0	-	-	1-1	100.0	1	4	5	0	0	1	2	3	5
8/27	@WASH	18:13	1-4	25.0	-	-	-	-	1	0	1	0	0	0	1	2	2
8/29	@IND	4:58	-	-	-	-	-	-	0	2	2	0	0	0	1	4	0
8/31	@LV	17:48	4-6	66.7	0-1	0.0	1-1	100.0	2	1	3	1	1	0	0	5	9
9/3	ATL	27:06	7-10	70.0	-	-	3-4	75.0	4	6	10	0	0	1	3	5	17
9/5	SEA																
9/8	MIN																
Totals	-	665	116-240	48.3	1-4	25.0	52-65	80.0	79	94	173	25	31	22	41	103	285

#21	KALANI BROWN	CENTER	6-7	03/21/97	BAYLOR	R-SEASON
-----	--------------	--------	-----	----------	--------	----------

2019 Regular Season Averages:

G-GS	PPG	RPG	APG	SPG	BPG	MPG	FG%	3FG%	FT%
26-0	5.2	3.6	0.6	0.3	0.8	13.7	47.6	-	79.1

	2018 Season Highs	Career Highs	Playoff Career Highs
PTS	12	12, Twice	—
REB	8	8, at ATL 7/23/19	—
AST	2	2, Twice	—
STL	1	1, Four Times	—
BLK	3	3, @CHI 6/30/19	—
FGM	6	6, @ ATL (7/14/19)	—
3FGM	--	--	—
FTM	4	4, vs. LV (6/27/19)	—
MINs	22:30	22:30, vs. LV (6/27/19)	—



GAME BY GAME STATS

Date	Opponent	MIN	FG-A	PCT	3PM-A	PCT	FTM-A	PCT	OFF	DEF	TOT	AST	STL	BLK	TO	PF	PTS
5/26	@LV	16	1 - 4	25.0	-	-	2 - 2	100.0	0	5	5	0	1	2	1	1	4
5/31	CT	9:44	1 - 1	100.0	-	-	-	-	0	2	2	1	1	0	1	2	2
6/4	@NY	11:59	2 - 4	50.0	-	-	0 - 2	0	3	2	5	0	0	1	1	4	4
6/6	@CT	9:16	1 - 3	33.3	-	-	2 - 2	100.0	0	1	1	0	1	0	3	1	4
6/8	@MIN	13:18	1 - 3	33.3	-	-	-	-	1	3	4	0	0	0	2	3	2
6/14	@PHO	21:04	3 - 6	50.0	-	-	-	-	2	3	5	0	0	1	2	4	6
6/15	NY	12:42	0-4	-	-	-	2-2	100.0	2	2	4	0	0	0	1	3	2
6/18	WASH	13:56	1-3	33.3	-	-	3 - 4	75.0	1	2	3	1	0	1	2	1	5
6/21	@SEA	17:39	3 - 5	60.0	-	-	-	-	1	2	3	2	0	1	1	2	6
6/23	@PHO	DNP	CD	-	-	-	-	-	-	-	-	-	-	-	-	-	-
6/27	LV	22:30	4 - 10	40.0	-	-	4 - 4	100.0	2	2	4	1	0	1	0	1	12
6/30	CHI	14:33	2 - 3	66.7	-	-	2 - 2	100.0	0	2	2	2	0	3	1	0	6
7/7	WASH	9:37	0 - 3	0	-	-	-	-	3	2	5	1	1	0	0	1	0
7/9	@DAL	16:02	3 - 5	60.0	-	-	2 - 3	66.7	2	3	5	0	0	0	2	0	8
7/12	@IND	15:38	3-7	42.9	-	-	3-3	100.0	3	2	5	0	0	0	1	1	9
7/14	@ATL	20:12	6 - 10	60.0	-	-	-	-	1	1	2	0	0	1	0	4	12
7/18	DAL	14:03	1 - 1	100.0	-	-	3 - 4	75.0	2	3	5	1	0	1	1	1	5
7/20	@NY	19:34	2 - 2	100.0	-	-	-	-	0	1	1	1	0	1	1	4	4
7/23	@ATL	17:05	1 - 4	25.0	-	-	1 - 2	50.0	2	6	8	1	1	1	3	3	3
8/1	LV	12:33	3 - 5	60.0	-	-	1 - 1	100.0	3	1	4	0	0	2	1	2	7
8/4	SEA	10:12	2-3	66.7	-	-	-	-	0	2	2	1	0	1	2	3	4
8/8	PHO	DNP	CD	-	-	-	-	-	-	-	-	-	-	-	-	-	-
8/11	CHI	DNP	CD	-	-	-	-	-	-	-	-	-	-	-	-	-	-
8/14	@DAL	DNP	CD	-	-	-	-	-	-	-	-	-	-	-	-	-	-
-8/16	@CHI	DNP	CD	-	-	-	-	-	-	-	-	-	-	-	-	-	-
8/20	MIN	DNP	CD	-	-	-	-	-	-	-	-	-	-	-	-	-	-
8/22	IND	10:45	3 - 4	75.0	-	-	4 - 6	66.7	1	3	4	1	1	1	0	0	10
8/25	CT	1:08	-	-	-	-	-	-	0	0	0	0	0	0	0	0	0
8/27	@WASH	7:30	0-1	0.0	-	-	4-4	100.0	0	3	3	1	0	0	0	1	4
8/29	@IND	16:19	3-6	50.0	-	-	1-1	100.0	2	2	4	0	1	2	1	3	7
8/31	@LV	16:31	3-5	60.0	-	-	0-1	-	1	2	3	1	0	1	1	3	6
9/3	ATL	6:51	1-3	33.3	-	-	-	-	1	2	3	0	0	1	0	2	2
9/5	SEA																
9/8	MIN																
Totals	-	357	50-105	47.6	0-0	-	34-43	79.1	34	60	94	15	7	22	28	47	134

#24	SYDNEY WIESE	GUARD	6-0	6/16/95	OREGON STATE	2ND SEASON
-----	--------------	-------	-----	---------	--------------	------------

2019 Regular Season Averages:

G-GS	PPG	RPG	APG	SPG	BPG	MPG	FG%	3FG%	FT%
30-16	4.7	1.3	1.7	0.4	0.2	20.4	38.2	37.9	100.0

	2019 Season Highs	Career Highs	Playoff Career Highs
PTS	12	22 vs WAS 5/19/17	--
REB	4	4 vs. CT 5/31/19	--
AST	6	6, at NY 7/20/19	--
STL	4	4, at ATL 7/23/19	--
BLK	1	1, 9 times	--
FGM	4	8 vs WAS 5/19/17	--
3FGM	3	6 vs WAS 5/19/17	--
FTM	2	3, vs. NY 8/4/17	--
MINS	30	30 vs CT 5/31/19	3, vs. PHO 5/19/17



GAME BY GAME STATS

Date	Opponent	MIN	FG-A	PCT	3PM-A	PCT	FTM-A	PCT	OFF	DEF	TOT	AST	STL	BLK	TO	PF	PTS
5/26	@LV	2	0 - 0	0.0	0 - 0	0.0	0 - 0	-	0	0	0	0	0	0	0	0	0
5/31	CT	29:44	1 - 5	20.0	1 - 4	25.0	0 - 0	-	0	4	4	0	1	1	1	0	3
6/4	@NY	26:52	3 - 8	37.5	2 - 4	50.0	0 - 0	-	0	1	1	0	0	0	2	1	8
6/6	@CT	26:30	3 - 8	37.5	1 - 6	16.7	0 - 0	-	0	2	2	4	0	1	0	2	7
6/8	@MIN	15:34	0 - 5	-	0 - 2	-	0 - 0	-	0	0	0	0	2	1	1	0	0
6/14	@PHO	15:17	2 - 2	100.0	-	-	-	-	0	1	1	2	0	0	1	1	4
6/15	NY	14:16	1-3	33.3	1-2	50.0	0-0	-	0	3	3	2	0	0	1	0	3
6/18	WASH	17:20	4-7	57.1	2-3	66.7	2-2	100.0	2	1	3	1	1	0	2	1	12
6/21	@SEA	13:53	2-3	66.7	1-4	25.0	2-2	100.0	0	0	0	0	0	0	0	0	7
6/23	@PHO	DNP	CD	-	-	-	-	-	-	-	-	-	-	-	-	-	-
6/27	LV	DNP	CD	-	-	-	-	-	-	-	-	-	-	-	-	-	-
6/30	CHI	20:41	4 - 6	66.7	3 - 5	60.0	-	-	1	2	3	0	0	0	2	1	11
7/7	WASH	15:39	3 - 6	50.0	2 - 4	50.0	-	-	0	2	2	0	0	1	0	2	8
7/9	@DAL	9:42	1 - 4	25.0	0 - 1	0.0	-	-	0	1	1	0	1	0	0	0	2
7/12	@IND	18:54	0-3	0.0	0-3	0.0	-	-	0	0	0	1	1	0	3	0	0
7/14	@ATL	6:31	0 - 3	0	0 - 3	0	-	-	0	1	1	0	0	0	0	0	0
7/18	DAL	26:49	1 - 5	20.0	1 - 4	25.0	-	-	0	1	1	2	0	0	3	1	3
7/20	@NY	26:43	2 - 6	33.0	2 - 5	40.0	-	-	0	1	1	6	0	1	2	3	6
7/23	@ATL	27:17	1 - 7	14.3	1 - 4	25.0	-	-	0	0	0	2	4	0	0	0	3
8/1	LV	28:05	3 - 4	75.0	3 - 4	75.0	-	-	0	0	0	3	0	0	0	2	9
8/4	SEA	28:04	1-2	50.0	1-2	50.0	-	-	0	1	1	3	0	0	0	0	3
8/8	PHO	29:23	4-4	100.0	3-3	100.0	1-1	100.0	0	0	0	2	1	0	0	1	12
8/11	CHI	26:33	3-5	60.0	1-3	33.3	-	-	0	2	2	2	0	0	2	2	7
8/14	@DAL	29:46	3-6	50.0	3-4	75.0	-	-	0	0	0	3	0	0	0	1	9
8/16	@CHI	28:14	1-7	14.3	0-3	0	-	-	0	0	0	5	0	0	0	1	2
8/20	MIN	29:05	2-6	33.3	0-3	0	-	-	0	0	0	2	0	0	1	1	4
8/22	IND	16:23	1-1	100.0	1-1	100.0	1-1	100.0	0	3	3	2	0	0	1	2	4
8/25	CT	20:19	2-2	100.0	2-2	100.0	-	-	0	2	2	3	0	0	1	2	6
8/27	@WASH	20:07	0-2	0.0	0-2	0.0	2-2	100.0	2	1	3	2	0	0	4	0	2
8/29	@IND	13:16	2-3	66.7	1-2	50.0	2-2	100.0	0	1	1	2	0	0	0	1	7
8/31	@LV	13:50	0-4	0.0	0-3	0.0	-	-	0	1	1	1	0	0	0	0	0
9/3	ATL	16:15	0-4	0.0	0-3	0.0	-	-	0	2	2	0	1	0	2	1	0
9/5	SEA																
9/8	MIN																
Totals	-	613	50-131	38.2	33-87	37.9	8-8	100.0	5	34	39	51	12	6	31	27	141

#30	NNEKA OGWUMIKE	FORWARD	6-2	7/2/90	STANFORD	7TH SEASON
-----	----------------	---------	-----	--------	----------	------------

2019 Regular Season Averages:

G-GS	PPG	RPG	APG	SPG	BPG	MPG	FG%	3FG%	FT%
30-30	16.3	9.0	1.9	2.0	0.5	28.4	50.1	34.3	82.4

	2019 Season Highs	Career Highs	Playoff Career Highs
PTS	31	38 vs. ATL 6/30/16	27, vs. CHI 9/28/16
REB	15	20, at IND 7/12/12	14, vs. PHO 9/19/13
AST	5	8, Twice	6, vs. CHI 10/28/16
STL	6	6, Twice	4, at CHI 10/4/16
BLK	2	5 vs. ATL 6/30/16	3, at CHI 10/4/16
FGM	11	13 vs. ATL 6/30/16	11, vs. CHI 9/28/16
3FGM	5	5 vs. WAS 7/7/19	2, vs. MIN 10/14/16
FTM	5	14 vs. WAS, 9/3/15	7, vs. MIN 8/21/18(Twice)
MINS	36:35	47 vs. CHI 8/18/17	38, at MIN 9/18/15



GAME BY GAME STATS

Date	Opponent	MIN	FG-A	PCT	3PM-A	PCT	FTM-A	PCT	OFF	DEF	TOT	AST	STL	BLK	TO	PF	PTS
5/26	@LV	20	7 - 16	43.8	2 - 4	50.0	3 - 4	75.0	6	5	11	1	0	0	1	5	17
5/31	CT	33:10	8 - 19	42.1	2 - 5	40.0	1 - 2	50.0	3	12	15	1	0	1	1	5	19
6/4	@NY	32:16	2 - 14	14.3	0 - 1	-	5 - 6	83.3	2	7	9	2	3	0	1	4	9
6/6	@CT	28:18	8 - 11	72.7	4 - 4	100.0	1 - 1	100.0	1	9	10	1	3	0	5	4	21
6/8	@MIN	33:39	2 - 7	28.6	1 - 3	33.3	0 - 0	-	3	6	9	2	4	0	2	2	5
6/14	@PHO	33:17	7 - 11	63.6	0 - 2	0	2 - 2	100.0	1	7	8	3	1	0	3	4	16
6/15	NY	32:52	9-13	69.2	0-2	-	0-0	-	1	8	9	2	0	0	3	6	20
6/18	WASH	28:43	3-10	30.0	1-2	50.0	5 - 8	62.5	2	4	6	1	2	0	2	0	12
6/21	@SEA	12:37	4-5	80.0	-	-	2-2	100.0	0	5	5	1	0	1	3	4	10
6/23	@PHO	27:49	4 - 13	30.7	1 - 3	33.3	2 - 2	100.0	5	8	13	2	0	0	2	5	11
6/27	LV	DNP	REST	-	-	-	-	-	-	-	-	-	-	-	-	-	-
6/30	CHI	25:23	3 - 10	30.0	-	-	2 - 2	100.0	3	3	6	0	3	1	3	2	8
7/7	WASH	30:12	11 - 15	73.3	5 - 7	71.4	4 - 4	100.0	2	8	10	1	1	2	1	3	31
7/9	@DAL	29:52	7 - 19	36.8	0 - 4	0.0	1 - 1	100.0	4	6	10	2	2	1	4	4	15
7/12	@IND	33:42	9-17	52.9	0-2	0.0	4-4	100.0	1	5	6	4	6	0	3	1	22
7/14	@ATL	35:12	8 - 21	38.1	1 - 3	33.3	0 - 2	0	6	9	15	2	3	2	2	2	17
7/18	DAL	36:35	6 - 15	40.0	1 - 3	33.3	9 - 9	100.0	3	4	7	3	2	0	2	2	22
7/20	@NY	32:54	8 - 16	50.0	3 - 5	60.0	1 - 2	50.0	3	9	12	3	1	2	2	4	20
7/23	@ATL	34:54	10 - 14	71.4	1 - 2	50.0	3 - 3	100.0	1	8	9	5	2	0	1	3	24
8/1	LV	30:24	8 - 15	53.3	1 - 3	33.3	2 - 2	100.0	1	10	11	1	2	0	1	3	19
8/4	SEA	29:48	6-12	50.0	0-2	0.0	1-2	50.0	1	9	10	1	3	2	0	1	13
8/8	PHO	27:17	9-13	69.2	2-4	50.0	4-4	100.0	2	5	7	3	2	0	1	3	24
8/11	CHI	28:35	8-13	61.5	0-1	0	1-2	50.0	1	11	12	1	1	0	3	3	17
8/14	@DAL	32:26	8-14	57.1	0-2	0	5-6	83.3	2	7	9	2	3	2	2	2	21
8/16	@CHI	23:34	6-10	60.0	0-1	0	4-6	66.7	1	6	7	1	2	0	3	6	16
8/20	MIN	23:48	3-8	37.5	0-1	0	2-2	100.0	2	6	8	4	2	0	2	1	8
8/22	IND	20:38	7 - 16	43.8	0 - 1	0.0	3 - 3	100.0	5	2	7	3	5	0	0	1	17
8/25	CT	30:41	6-9	66.7	0-2	0.0	4-4	100.0	1	7	8	2	4	0	2	2	16
8/27	@WASH	25:02	5-12	41.7	-	-	0-1	0.0	3	3	6	1	0	0	1	1	10
8/29	@IND	26:30	9-13	69.2	-	-	2-3	66.7	2	6	8	1	2	0	1	4	20
8/31	@LV	11:38	4-8	50.0	-	-	-	-	1	6	7	0	0	1	0	3	8
9/3	ATL	DNP	REST	-	-	-	-	-	-	-	-	-	-	-	-	-	-
9/5	SEA																
9/8	MIN																
Totals	-	852	195-389	50.1	23-67	34.3	75-91	82.4	69	201	270	56	59	15	57	90	488