

LOS ANGELES SPARKS 2019 PLAYOFF GAME NOTES



No. 3 Los Angeles Sparks vs. No. 2 Connecticut Sun

September 22, 2019

WNBA Semifinals - Game 3 - CT LEADS (2-0)

Walter Pyramid (CSULB) | 4:00 pm (PT) | ESPN2



REGULAR SEASON SCHEDULE

Date	Opponent	Time/Result	Record
5/26	at Las Vegas	L, 70-83	0-1
5/31	CONNECTICUT	W, 77-70	1-1
6/4	at New York	W, 78-73	2-1
6/6	at Connecticut	L, 89-77	2-2
6/8	at Minnesota	W, 89-85	3-2
6/14	at Phoenix	W, 85-68	4-2
6/15	NEW YORK	L, 92-98	4-3
6/18	WASHINGTON	L, 81-52	4-4
6/21	at Seattle	L, 84-62	4-5
6/23	at Phoenix	L, 82-72	4-6
6/27	LAS VEGAS	W, 86-74	5-6
6/30	CHICAGO	W, 94-69	6-6
7/7	WASHINGTON	W, 98-81	7-6
7/9	at Dallas	L, 74-62	7-7
7/12	at Indiana	W, 90-84	8-7
7/14	at Atlanta	W(OT), 76-71	9-7
7/18	DALLAS	W, 69-64	10-7
7/20	at New York	L, 83-78	10-8
7/23	at Atlanta	W, 78-66	11-8
8/1	LAS VEGAS	W, 76-68	12-8
8/4	SEATTLE	W, 83-75	13-8
8/8	PHOENIX	W, 84-74	14-8
8/11	CHICAGO	W, 84-81	15-8
8/14	at Dallas	L, 84-78	15-9
8/16	at Chicago	L, 91-81	15-10
8/20	MINNESOTA	W, 81-71	16-10
8/22	INDIANA	W, 98-65	17-10
8/25	CONNECTICUT	W, 84-72	18-10
8/27	at Washington	L, 95-66	18-11
8/29	at Indiana	W, 87-83	19-11
8/31	at Las Vegas	L, 92-86	19-12
9/3	ATLANTA	W, 70-60	20-12
9/5	SEATTLE	W, 102-68	21-12
9/8	MINNESOTA	W, 77-68	22-12

POSTSEASON SCHEDULE

Date	Opponent	Time/Result	Record
9/15	SEATTLE	W, 92-69	1-0
9/17	at Connecticut	L, 84-75	0-1
9/19	at Connecticut	L, 94-68	0-2
9/22	CONNECTICUT	4:00 p.m.	----
9/24	CONNECTICUT*	TBD	----
9/26	at Connecticut*	TBD	----

* = if necessary

CONTACT INFORMATION

Eli Horowitz

Director, Public Relations and Communications
ehorowitz@la-sparks.com
(847) 644-9932



@LA_Sparks



@LA_Sparks



Los Angeles Sparks

Natalie Gilmore

Coordinator, Public Relations and Communications
ngilmore@la-sparks.com

LAST GAME STARTERS

G		12		CHELSEA GRAY						5'11"		170 LBS			
GP/GS	3/3	PPG	11.7	RPG	3.7	APG	5.7	SPG	1.3	FG%	41.7	3FG%	44.4	MPG	33.4

In the third quarter against the Fever on Aug. 29, the 2019 All-Star starter tied the second most points in a quarter in WNBA history and the most points in a quarter in franchise history with 20. She hit five 3-pointers in the quarter to tie for the most in WNBA history and franchise history. Gray also tied Riquana Williams' franchise record with seven made 3-pointers in a game on Aug. 29. The 2019 All-Star starter recorded her 500th career assist against the Liberty on June 4. Gray also eclipsed the 1500-point career milestone. Gray passed Tina Thompson with 1,569 points and entered the top-10 in Sparks scoring history on June 18. The guard recorded a triple-double (13 PT, 13 AST and 10 REB) on July 7, the eighth in WNBA history. This stat line also included a career high in assists and rebounds. Gray has reached double-figures 28 times this season and in each of the last 20 games of the regular season. **2019 Playoffs:** Gray led Los Angeles with 21 points and eight assists in round two vs. Seattle and recorded her 100th career postseason assist in Game 1 of the semifinals.

G	2	RIQUANA WILLIAMS			5'7"	165 LBS		
GP/GS	3/3	PPG 9.0	RPG 2.7	APG 1.0	SPG 1.3	FG% 32.4	3FG% 26.3	MPG 25.9

In the loss against the Aces on Aug. 31, Williams dropped a season-high 37 points and tied the franchise record with seven made 3-pointers. She has reached double-digit scoring 12 times this season in 23 appearances. Williams recorded the Sparks single game record for most 3-pointers made with seven, on June 24, 2018. Chelsea Gray tied that record on Aug. 29, 2019 and Williams tied that same record on Aug. 31, 2019. In the regular season, the Sparks were 11-3 with Williams starting, and she averaged 15.2 points per game in those 14 starts. **2019 Playoffs:** Williams scored 11 points and four rebounds in the round 2 battle with Seattle.

G/F		10	TIERRA RUFFIN-PRATT				5'11"		180 LBS						
GP/GS	3/3	PPG	6.0	RPG	1.3	APG	2.7	SPG	0.6	FG%	25.0	3FG%	22.2	MPG	19.6

Before the 2019 WNBA Draft, the Sparks signed free agent guard Tierra Ruffin-Pratt, who played six seasons with the Washington Mystics and helped them reach the 2018 WNBA Finals. The veteran averaged 6.0 points per game in her sixth season in the WNBA and shot 34.2% from the 3-point line. TRP recorded a career high of 23 points against the Atlanta Dream on July 23, sinking a career-high six 3-pointers.

2019 Playoffs: In round two, Ruffin-Pratt locked down Jordin Canada with full-court pressure to start the second half vs Seattle, including a block at the basket that ignited the STAPLES Center crowd.

F/C	3	CANDACE PARKER					6'4"	175 LBS							
GP/GS	3/3	PPG	12.7	RPG	7.0	APG	4.0	SPG	1.3	FG%	59.3	3FG%	36.4	MIN	27.7

Parker was named WNBA Player of the Week twice this season. The veteran reached double-figures 13 times this season and posted four double-doubles. Parker passed Swin Cash to earn 17th in All-Time Scoring with 5,123 career points on June 23. In her first game back from her second injury of the 2019 season, Parker recorded 16 points and 7 rebounds on Aug. 1 against the Aces and was named player of the week for the week ending Sunday Aug. 4. On Aug. 25, she dished out five assists to put her at 1,209 career assists, becoming 15th all-time in the WNBA. Parker passed Taj McWilliams-Franklin for 15th all-time in field goals made in WNBA history on Aug. 29. **2019 Playoffs:** Parker recorded her 18th career double-double in Game 1 of the WNBA semifinals. She is now third all-time in playoff blocks (78), fifth all-time in playoff rebounds (415), 14th all-time in playoff assists (154), eighth all-time in points (864) and 3rd in WNBA history for playoff steals (74). Candace Parker (867) tied Deanna Nolan for 7th in all-time postseason points.

F	30	NNEKA OGWUMIKE				6'2"	174 LBS	
GP/GS	3/3	PPG 18.3	RPG 7.7	APG 2.3	SPG 1.0	FG% 64.7	3FG% 66.7	MPG 30.0

Nneka Ogumike ranked first in the WNBA in defensive rating, fifth in total steals and fourth in rebounds per game. She's tied for second in defensive win shares and ranks third in offensive win shares, making her the only player in the top 3 in both categories. The six-time All-Star and 2016 MVP's 8.8 rebounds per game ranked fourth in the league. Ogumike has recorded twelve double-doubles this season, good for third most in the WNBA. She posted a career high in 3-pointers made, with five, on July 7 against the Mystics alongside 31 points and 10 rebounds. Ogumike has won two Player of the Week honors this season and won Player of the Month honors for the month of July. On August 27, she passed DeLisha Milton-Jones to become the third leading scorer in Sparks history behind Candace Parker (2nd) and Lisa Leslie (1st). **2019 Playoffs:** In round two of the playoffs vs. Seattle, she posted 17 points and six rebounds. Ogumike reached double-figures and recorded her 8th playoff double-double in Game 1 of the semifinals in Connecticut. In Game 2, She passed Diana Taurasi for 18th all-time in postseason rebounds (266).

PLAYER UPDATES			
NUM.	PLAYER	POS.	UPDATE

WHERE DID YOU COME FROM?

NUM.	PLAYER	HOW ACQUIRED
0	Alana Beard	Free agent (2012)
1	Alexis Jones	Trade (2019)
2	Riquna Williams	Trade (2016)
3	Candace Parker	Draft (2008)
5	Marina Mabrey	Draft (2019)
7	Maria Vadeeva	Draft (2018)
10	Tierra Ruffin-Pratt	Free agent (2019)
12	Chelsea Gray	Trade (2016)
13	Chiney Ogwumike	Trade (2019)
21	Kalani Brown	Draft (2019)
24	Sydney Wiese	Draft (2017)
30	Nneka Ogwumike	Draft (2012)

PLAYOFF MILESTONE WATCH

PLAYER	MILESTONE (CURRENT)
Candace Parker	1000 points (867) 500 rebounds (423)
Nneka Ogwumike	500 points (488) 300 rebounds (266)
Chelsea Gray	300 points (270) 100 assists (105)

REGULAR SEASON MILESTONE WATCH

PLAYER	MILESTONE (CURRENT)
Candace Parker	5500 points (5360) 1300 assists (1230) 3000 rebounds (2688) 550 blocks (518)
Nneka Ogwumike	4500 points (4079) 2000 rebounds (1934) 500 assists (467) 400 steals (386)
Chiney Ogwumike	2000 points (1649) 900 rebounds (896)
Chelsea Gray	2000 points (1929) 700 assists (691) 500 rebounds (493)

PRONOUNCIATION

PLAYER/COACH	PRONOUNCIATION
Alana Beard	ah-LAY-nah
Kalani Brown	kuh-lah-NEE
Chiney Ogwumike	shih-NAY Oh-gwoo-MIH-kay
Nneka Ogwumike	NEH-kuh Oh-gwoo-MIH-kay
Tierra Ruffin-Pratt	Tee-air-rah
Maria Vadeeva	Vuh-DEE-vuh
Sydney Wiese	WEECE (rhymes with REESE)
Riquna Williams	rih-QUAHN-uh

COACHING STAFF

NAME	ROLE
Derek Fisher	Head Coach
Latricia Trammell	Assistant Coach
Fred Williams	Assistant Coach
Jamal "Dash" Lovell	Player Development Coach
Courtney Watson	Athletic Trainer
Kelly Dormandy	Strength and Conditioning Coach
Rachel Schrote	Video Coordinator

SPARKS IN SEMIFINALS

The Los Angeles Sparks will host the Connecticut Sun in the third game of the semifinals series. Los Angeles dropped two games in Connecticut this week, but look to bounce back in a do-or-die Game 3. Candace Parker and Nneka Ogwumike each notched a double-double on Tuesday, and Ogwumike led the team with 18 points on Thursday. The Sparks will have to overcome the duo of Jonquel Jones and Courtney Williams, who recorded 27 and 25 points, respectively, in the last matchup.

CP

The WNBA announced that Los Angeles Sparks forward/center Candace Parker won Player of the Week honors for the week ending Sept. 8. On Sept. 3, Parker led a Sparks team that was resting Nneka Ogwumike to a 70-60 win over the Atlanta Dream. She had a double-double with 21 points, 11 rebounds, six assists and two blocks. She followed up that performance by scoring 20 points and grabbing nine rebounds to help the Sparks beat the Storm 102-68, tied for the second largest margin of victory in franchise history. She ended the week with 11 points, seven rebounds and three assists in limited minutes as the Sparks completed a season sweep of the Minnesota Lynx on Sept. 8.

BAY WATCH

With Riquna "Bay" Williams in the starting lineup, the Sparks were 11-3 in the regular season. She averaged 15.2 points per game throughout the last 14 games of the regular season. The Sparks were without her ability to shoot from distance for the more than half of August. Williams is second the league in 3-point field goals made from above the break per game and ranks eighth in the WNBA in 3-point percentage at 39.1. Williams is not only an offensive threat to opponents, Coach Fisher makes that clear in his post-game press conferences where he compliments her ability to "get after it" on defense.

MADAM PRESIDENT

In the first seven seasons of her career, Nneka Ogwumike has averaged a hair over nine double-doubles per season. In 32 appearances this season, Ogwumike has 12 double-doubles and scored in double-figures 27 times, including 19 of her last 21 games. She won Player of the Month for the month of July and has won two Player of the Week honors during the 2019 season. Ogwumike is first in the WNBA in defensive rating, fifth in total steals and fourth in rebounds per game. She's tied for second in defensive win shares and ranks third in offensive win shares, making her the only player in the top 3 in both categories.

THE CHELSEA GRAY SHOW

Chelsea Gray scored a career-high 30 points on a record-setting night to help the Sparks overcome a 13-point deficit and earn a hard-fought 87-83 win in Indiana on Aug 29. Down by nine at the half, Gray scored 20 points in the third quarter and sunk five 3-pointers in the period, setting franchise records for 3's and points in a quarter. The offensive explosion tied her for the most 3's in a quarter in WNBA history and the second most points in a quarter in WNBA history. Gray finished the night with seven 3-pointers, tied for the most in Sparks franchise history. She now sits at 13th in 3-point percentage in the WNBA.

COACH D-FISH

In Coach Fisher's first season in the WNBA, he led the Sparks to a 22-12 record. The Sparks are in contention for the title despite key players such as Candace Parker, Alana Beard, Maria Vadeeva and Riquna Williams missing a combined 73 games. Fisher led the team to a 5-2 record in July despite being down to eight active players and having to sign Karlie Samuelson to a seven-day contract.

2019 LOS ANGELES SPARKS ROSTER

NUM.	PLAYER	POS.	HT.	YRS OF EXP.	DOB	COLLEGE
0	Alana Beard	G/F	5'11"	13	05/14/82	Duke
1	Alexis Jones	G	5'9"	2	05/08/94	Baylor
2	Riquna Williams	G	5'7"	6	05/28/ 90	Miami (Fla.)
3	Candace Parker	F/C	6'4"	11	04/19/86	Tennessee
5	Marina Mabrey	G	5'11"	R	11/14/96	Notre Dame
7	Maria Vadeeva	F/C	6'4"	1	07/16/98	Russia
10	Tierra Ruffin-Pratt	G/F	5'11"	6	04/11/91	North Carolina
12	Chelsea Gray	G	5'11"	4	10/08/92	Duke
13	Chiney Ogwumike	F/C	6'4"	3	03/22/92	Stanford
21	Kalani Brown	C	6'7"	R	03/21/97	Baylor
24	Sydney Wiese	G	6'0"	2	06/16/95	Oregon State
30	Nneka Ogwumike	F	6'2"	7	07/02/90	Stanford

2019 LA SPARKS ROSTER



ALANA BEARD
Position: G/F
Height: 5'11"
DOB: 5/14/82
College: Duke



ALEXIS JONES
Position: G
Height: 5'9"
DOB: 5/8/94
College: Baylor



RIQUANA WILLIAMS
Position: G
Height: 5'7"
DOB: 5/28/90
College: Miami



CANDACE PARKER
Position: F/C
Height: 6'4"
DOB: 4/19/86
College: Tennessee



MARINA MABREY
Position: G
Height: 5'11"
DOB: 9/14/96
College: Notre Dame



MARIA VADEEVA
Position: F/C
Height: 6'4"
DOB: 7/16/98
College: Russia



TIERRA RUFFIN-PRATT
Position: G/F
Height: 5'11"
DOB: 4/11/91
College: North Carolina



CHELSEA GRAY
Position: G
Height: 5'11"
DOB: 10/8/92
College: Duke



CHINEY OGWUMIKE
Position: F/C
Height: 6'4"
DOB: 3/22/92
College: Stanford



KALANI BROWN
Position: C
Height: 6'7"
DOB: 3/21/97
College: Baylor



SYDNEY WIESE
Position: G
Height: 6'0"
DOB: 6/16/95
College: Oregon State




NNEKA OGWUMIKE
Position: F
Height: 6'2"
DOB: 7/2/90
College: Stanford

COACHING STAFF



DEREK FISHER
HEAD COACH



FRED WILLIAMS
ASSISTANT COACH



LATRICA TRAMMELL
ASSISTANT COACH



JAMAL LOVELL
PLAYER
DEVELOPEMENT
COACH



COURTNEY WATSON
DIRECTOR OF
SPORTS MEDICINE/
HEAD ATHLETIC
TRAINER



KELLY DORMANDY
STRENGTH &
CONDITIONING
COACH

YEAR OVER YEAR PLAYER PLAYOFF STATS

ALANA BEARD

				-Field Goals-			-3-Pointers-			-Free Throws-			-Rebounds-													-Averages-		
Year-Team	GP	GS	MIN	FGM	FGA	PCT	3FGM	3FGA	PCT	FTM	FTA	PCT	OFF	DEF	TOT	AST	STL	BLK	PF	PTS	PPG	RPG	APG					
2004-WAS	3	3	102	18	41	.439	1	4	.250	13	13	1.000	2	13	15	9	6	8	8	50	16.7	5.0	3.0					
2006-WAS	2	2	64	10	36	.278	1	5	.200	9	10	.900	2	8	10	2	6	2	6	30	15.0	5.0	1.0					
2009-WAS	2	2	54	8	26	.308	1	8	.125	2	3	.667	1	3	4	5	2	0	6	19	9.5	2.0	2.5					
2012-LAS	4	4	136	28	57	.491	0	7	.000	10	17	.588	1	8	9	14	7	1	11	66	16.5	2.3	3.5					
2013-LAS	3	3	93	11	27	.407	0	1	.000	5	5	1.000	5	8	13	1	3	2	6	27	9.0	4.3	0.3					
2014-LAS	2	2	48	6	16	.375	0	1	.000	0	0	.000	2	7	9	2	2	0	8	12	6.0	4.5	1.0					
2015-LAS	3	3	105	8	24	.333	0	3	.000	3	4	.750	5	8	13	5	5	2	10	19	6.3	4.3	1.7					
2016-LAS	9	9	280	31	68	.456	3	6	.500	7	9	.778	11	23	34	33	10	4	23	72	8.0	3.8	3.7					
2017-LAS	8	8	260	26	51	.510	0	3	.000	4	8	.500	7	22	29	7	13	2	25	56	7.0	3.6	0.9					
2018-LAS	2	2	53	4	9	.444	0	0	-	2	2	1.000	3	3	6	3	3	0	5	10	5.0	3.0	1.5					
2019-LAS	3	0	46	5	12	.417	0	3	0.0	0	1	0.0	1	3	4	0	3	1	4	10	3.3	1.3	0.0					
Totals	41	38	1241	155	367	.422	6	41	.146	55	72	.764	40	106	146	81	60	22	112	371	9.0	3.6	2.0					

ALEXIS JONES

				-Field Goals-			-3-Pointers-			-Free Throws-			-Rebounds-													-Averages-		
Year-Team	GP	GS	MIN	FGM	FGA	PCT	3FGM	3FGA	PCT	FTM	FTA	PCT	OFF	DEF	TOT	AST	STL	BLK	PF	PTS	PPG	RPG	APG					
2017-MIN	5	0	30	4	12	.333	4	6	.667	0	2	.000	0	4	4	7	0	0	1	12	2.4	0.8	1.4					
2018-MIN	1	0	0	0	0	-	0	0	-	0	0	-	0	0	0	0	0	0	1	0	0.0	0.0	0.0					
2019-LAS	2	0	8	0	1	0.0	0	1	0.0	2	2	1.00	0	2	2	0	1	0	0	2	1.0	1.0	0.0					
Totals	8	0	38	4	13	.308	4	7	.571	2	4	.500	0	6	6	7	1	0	2	4	1.8	0.8	0.9					

RIQUNA WILLIAMS

				-Field Goals-			-3-Pointers-			-Free Throws-			-Rebounds-													-Averages-		
Year-Team	GP	GS	MIN	FGM	FGA	PCT	3FGM	3FGA	PCT	FTM	FTA	PCT	OFF	DEF	TOT	AST	STL	BLK	PF	PTS	PPG	RPG	APG					
2015-TUL	1	0	16	1	6	.167	0	2	0.0	0	0	0.0	0	2	2	1	1	0	2	2	2.0	2.0	1.0					
2017-LAS	7	0	36	4	15	.267	3	8	.375	2	3	.667	1	0	1	1	2	0	5	13	1.9	0.1	0.1					
2018-LAS	2	2	50	8	21	.389	3	12	.250	2	2	1.000	1	3	4	1	3	2	3	21	10.5	2.0	0.5					
2019-LAS	3	3	78	11	34	.324	5	19	.263	0	2	0.0	1	7	8	3	4	0	4	27	9.0	2.7	1.0					
Totals	13	5	180	24	76	.316	11	41	.268	4	7	.571	3	12	15	6	10	2	19	63	4.8	1.2	0.5					

CANDACE PARKER

				-Field Goals-			-3-Pointers-			-Free Throws-			-Rebounds-													-Averages-		
Year-Team	GP	GS	MIN	FGM	FGA	PCT	3FGM	3FGA	PCT	FTM	FTA	PCT	OFF	DEF	TOT	AST	STL	BLK	PF	PTS	PPG	RPG	APG					
2008-LAS	6	6	219	34	74	.459	0	7	.000	22	29	.759	20	39	59	23	9	13	16	90	15.0	9.8	3.8					
2009-LAS	6	6	211	38	71	.535	1	4	.250	31	44	.705	21	43	64	10	5	11	23	108	18.0	10.7	1.7					
2012-LAS	4	4	144	43	75	.573	8	16	.500	21	24	.875	12	32	44	17	4	7	6	115	28.8	11.0	4.3					
2013-LAS	3	3	111	32	59	.542	0	9	.000	13	19	.684	9	17	26	4	3	3	5	77	25.7	8.7	1.3					
2014-LAS	2	2	73	19	35	.543	1	4	.250	4	9	.444	1	11	12	7	3	5	6	43	21.5	6.0	3.5					
2015-LAS	3	3	40	23	55	.418	7	18	.389	16	19	.842	6	26	32	14	7	4	6	69	23.0	10.7	4.7					
2016-LAS	9	9	297	61	130	.469	10	32	.313	42	54	.778	18	60	78	29	15	17	19	174	19.3	8.7	3.2					
2017-LAS	8	8	272	46	108	.426	9	37	.243	34	58	.586	9	64	73	41	20	16	32	135	16.9	9.1	5.1					
2018-LAS	2	2	61	8	22	.364	1	4	.250	1	1	1.000	4	10	14	6	5	0	4	18	9.0	7.0	3.0					
2019-LAS	3	3	83	16	27	.593	4	11	.364	2	4	.500	2	19	21	12	4	8	5	38	12.7	7.0	4.0					
Totals	46	46	1586	320	656	.488	41	142	.289	186	241	.772	102	321	423	163	75	84	121	867	18.8	9.2	3.5					

MARINA MABREY

				-Field Goals-			-3-Pointers-			-Free Throws-			-Rebounds-													-Averages-		
Year-Team	GP	GS	MIN	FGM	FGA	PCT	3FGM	3FGA	PCT	FTM	FTA	PCT	OFF	DEF	TOT	AST	STL	BLK	PF	PTS	PPG	RPG	APG					
2019-LAS	2	0	10	1	3	.333	0	0	0	0	0	0	1	2	3	2	0	0	1	2	1.0	1.5	1.0					
Totals	2	0	10	1	3	.333	0	0	0	0	0	0	1	2	3	2	0	0	1	2	1.0	1.5	1.0					

MARIA VADEEVA

				-Field Goals-			-3-Pointers-			-Free Throws-			-Rebounds-													-Averages-		
Year-Team	GP	GS	MIN	FGM	FGA	PCT	3FGM	3FGA	PCT	FTM	FTA	PCT	OFF	DEF	TOT	AST	STL	BLK	PF	PTS	PPG	RPG	APG					
2018-LAS	1	0	3.4	1	1	1.000	0	0	-	0	0	-	0	0	0	0	0	0	0	2	2.0	0.0	0.0					
2019-LAS	2	0	12	1	4	.25	0	0	-	0	0	-	0	3	3	2	0	2	2	2	1.0	1.5	1.0					
Totals	3	0	15	2	5	.400	0	0	-	0	0	-	0	3	3	2	0	2	2	4	1.3	1.0	0.7					

YEAR OVER YEAR PLAYER PLAYOFF STATS

TIERRA RUFFIN-PRATT

	-Field Goals-						-3-Pointers-			-Free Throws-			-Rebounds-					-Averages-						
Year-Team	GP	GS	MIN	FGM	FGA	PCT	3FGM	3FGA	PCT	FTM	FTA	PCT	OFF	DEF	TOT	AST	STL	BLK	PF	PTS	PPG	RPG	APG	
2013-WAS	3	0	45	5	13	.385	0	0	.000	7	12	.583	2	4	6	2	3	0	6	17	5.7	2.0	0.7	
2014-WAS	2	0	21	0	3	.000	0	1	.000	2	2	1.000	1	6	7	2	0	1	2	2	1.0	3.5	1.0	
2015-WAS	3	3	81	9	27	.333	2	6	.333	4	4	1.000	4	7	11	11	5	0	5	24	8.0	3.7	3.7	
2017-WAS	5	5	134	16	35	.457	0	0	.000	14	17	.824	4	21	25	12	3	4	12	46	9.2	5.0	2.4	
2018-WAS	9	0	156	20	52	.385	4	17	.235	3	3	1.000	3	17	20	7	7	3	21	47	5.2	2.2	0.8	
2019-LAS	3	3	59	5	20	.25	2	9	.222	6	7	.857	2	2	4	8	2	3	9	18	6.0	1.3	2.7	
Totals	25	11	496	55	150	.367	8	33	.242	36	45	.800	16	57	73	42	20	11	55	154	6.2	2.9	1.7	

CHELSEA GRAY

	-Field Goals-						-3-Pointers-			-Free Throws-			-Rebounds-						-Averages-					
Year-Team	GP	GS	MIN	FGM	FGA	PCT	3FGM	3FGA	PCT	FTM	FTA	PCT	OFF	DEF	TOT	AST	STL	BLK	PF	PTS	PPG	RPG	APG	
2016-LAS	9	0	199	26	64	.406	9	23	.391	20	24	.833	2	13	15	25	10	0	16	81	9.0	1.7	2.8	
2017-LAS	8	8	284	47	102	.461	13	39	.333	14	18	.778	2	25	27	54	11	2	17	121	15.1	3.4	6.8	
2018-LAS	2	2	63	11	28	.393	6	14	.42.9	5	6	.833	0	8	8	9	0	1	3	33	16.5	4.0	4.5	
2019-LAS	3	3	100	15	36	.417	4	9	.444	1	2	.500	1	10	11	17	4	1	6	35	11.7	3.7	5.7	
Totals	22	13	646	99	230	.430	32	85	.376	40	50	.800	5	56	61	105	25	4	42	270	12.3	2.8	4.8	

CHINEY OGWUMIKE

	-Field Goals-						-3-Pointers-			-Free Throws-			-Rebounds-				-Averages-						
Year-Team	GP	GS	MIN	FGM	FGA	PCT	3FGM	3FGA	PCT	FTM	FTA	PCT	OFF	DEF	TOT	AST	STL	BLK	PF	PTS	PPG	RPG	APG
2018-CON	1	0	19	1	5	20.0	0	0	-	0	0	-	0	3	3	1	2	0	3	2	2.0	3.0	1.0
2019-LAS	3	0	47	8	14	.571	0	0	-	4	5	.800	7	4	11	2	1	2	10	20	6.7	3.7	0.7
Totals	4	0	66	9	19	.474	0	0	-	4	4	.800	7	7	14	3	3	2	13	22	5.5	3.5	0.8

KALANI BROWN

				-Field Goals-			-3-Pointers-			-Free Throws-			-Rebounds-									-Averages-		
Year-Team	GP	GS	MIN	FGM	FGA	PCT	3FGM	3FGA	PCT	FTM	FTA	PCT	OFF	DEF	TOT	AST	STL	BLK	PF	PTS	PPG	RPG	APG	
2019- LAS	2	0	8	4	4	100.0	0	0	-	1	2	.500	0	0	0	1	0	0	1	9	4.5	0.0	0.5	
Totals	2	0	8	4	4	100.0	0	0	-	1	2	.500	0	0	0	1	0	0	1	9	4.5	0.0	0.5	

SYDNEY WIESE

	-Field Goals-						-3-Pointers-			-Free Throws-			-Rebounds-				-Averages-						
Year-Team	GP	GS	MIN	FGM	FGA	PCT	3FGM	3FGA	PCT	FTM	FTA	PCT	OFF	DEF	TOT	AST	STL	BLK	PF	PTS	PPG	RPG	APG
2017-LAS	1	0	1	0	0	-	0	0	-	0	0	-	0	0	0	0	0	0	0	0	0	0	0
2018-LAS	1	0	3	0	0	-	0	0	-	0	0	-	0	0	0	0	0	0	0	0	0	0	0
2019-LAS	3	0	59	5	14	.357	3	9	.333	4	4	1.000	0	4	4	2	2	0	1	17	5.7	1.3	0.7
Totals	5	0	63	5	12	.357	3	9	.333	4	4	1.000	0	4	4	2	2	0	1	17	3.4	0.8	0.4

NNEKA OGWUMIKE

	-Field Goals-						-3-Pointers-			-Free Throws-			-Rebounds-						-Averages-					
Year-Team	GP	GS	MIN	FGM	FGA	PCT	3FGM	3FGA	PCT	FTM	FTA	PCT	OFF	DEF	TOT	AST	STL	BLK	PF	PTS	PPG	RPG	APG	
2012-LAS	4	4	103	16	29	.552	0	0	-	4	10	.400	7	14	21	2	4	3	14	36	9.0	5.3	0.5	
2013-LAS	3	3	91	13	31	.419	0	0	-	10	11	.909	12	23	35	3	2	0	10	36	12.0	11.7	1.0	
2014-LAS	2	2	60	10	15	.667	0	0	-	6	6	1.00	2	10	12	2	1	0	6	26	13.0	6.0	1.0	
2015-LAS	3	3	32	15	25	.600	0	0	-	5	6	.833	6	7	13	6	3	1	11	35	11.7	4.3	2.0	
2016-LAS	9	9	282	65	104	.625	2	9	.222	29	38	.763	28	56	84	23	18	10	38	161	17.9	9.3	2.6	
2017-LAS	8	8	252	41	85	.482	1	10	.100	29	39	.744	20	50	70	12	17	1	32	112	14.0	8.8	1.5	
2018-LAS	2	2	68	8	20	.400	0	0	-	11	15	.733	3	5	8	33	3	1	8	27	13.5	4.0	1.5	
2019-LAS	3	3	90	22	34	.647	2	3	.667	9	11	.818	6	17	23	7	3	1	4	55	18.3	7.7	2.3	
Totals	34	34	1038	190	343	.554	5	22	.227	103	136	.757	84	182	266	58	51	17	123	488	14.4	7.8	1.7	

POSTSEASON LEADERS - PER ELIAS (AS OF 9/20/19)

Offensive Rebounds, Lifetime, WNBA, Players (Postseason)

Rank	Player	Team	G	OREB	ORPG	DREB	DRPG	REB	RPG
1)	Brunson, Rebekkah	MIN	81	186	2.3	377	4.7	563	7.0
2)	Catchings, Tamika	IND	68	149	2.2	449	6.6	598	8.8
3)	McWilliams-Franklin, Taj	MIN	64	137	2.1	305	4.8	442	6.9
4)	Larkins, Erlana	MIN	37	135	3.6	181	4.9	316	8.5
5)	Griffith, Yolanda	IND	42	132	3.1	205	4.9	337	8.0
6)	Leslie, Lisa	LAS	52	127	2.4	344	6.6	471	9.1
7)	Fowles, Sylvia	MIN	39	125	3.2	289	7.4	414	10.6
8)	Ford, Cheryl	NYL	38	120	3.2	251	6.6	371	9.8
9)	Milton-Jones, DeLisha	ATL	50	114	2.3	191	3.8	305	6.1
10)	Moore, Maya	MIN	56	109	1.9	229	4.1	338	6.0
11)	Parker, Candace	LAS	46	102	2.2	321	7.0	423	9.2
12)	Thompson, Tina	SEA	47	100	2.1	216	4.6	316	6.7
13)	Cash, Swin	NYL	56	94	1.7	178	3.2	272	4.9
13)	de Souza, Erika	LV	38	94	2.5	178	4.7	272	7.2
15)	Ogwumike, Nneka	LAS	34	84	2.5	182	5.4	266	7.8

Games Started, Lifetime, WNBA, Players (Postseason)

Rank	Player	Team	GS
1)	Whalen, Lindsay	MIN	82
2)	Catchings, Tamika	IND	67
3)	Brunson, Rebekkah	MIN	66
4)	McWilliams-Franklin, Taj	MIN	64
5)	Taurasi, Diana	PHO	59
6)	Augustus, Seimone	MIN	56
6)	Moore, Maya	MIN	56
8)	Douglas, Katie	CON	55
9)	Cash, Swin	NYL	53
9)	Johnson, Vickie	LV	53
11)	Leslie, Lisa	LAS	52
12)	Smith, Tangela	LV	50
13)	Nolan, Deanna	DAL	48
14)	Bird, Sue	SEA	47
14)	Milton-Jones, DeLisha	ATL	47
16)	Parker, Candace	LAS	46

Defensive Rebounds, Lifetime, WNBA, Players (Postseason)

Rank	Player	Team	G	OREB	ORPG	DREB	DRPG	REB	RPG
1)	Catchings, Tamika	IND	68	149	2.2	449	6.6	598	8.8
2)	Brunson, Rebekkah	MIN	81	186	2.3	377	4.7	563	7.0
3)	Leslie, Lisa	LAS	52	127	2.4	344	6.6	471	9.1
4)	Parker, Candace	LAS	46	102	2.2	321	7.0	423	9.2
5)	McWilliams-Franklin, Taj	MIN	64	137	2.1	305	4.8	442	6.9
6)	Fowles, Sylvia	MIN	39	125	3.2	289	7.4	414	10.6
7)	Bonner, DeWanna	PHO	50	59	1.2	251	5.0	310	6.2
7)	Ford, Cheryl	NYL	38	120	3.2	251	6.6	371	9.8
9)	Moore, Maya	MIN	56	109	1.9	229	4.1	338	6.0
9)	Smith, Tangela	LV	52	75	1.4	229	4.4	304	5.8
11)	Taurasi, Diana	PHO	59	34	0.6	225	3.8	259	4.4
12)	Thompson, Tina	SEA	47	100	2.1	216	4.6	316	6.7
13)	Whalen, Lindsay	MIN	82	64	0.8	214	2.6	278	3.4
14)	Griffith, Yolanda	IND	42	132	3.1	205	4.9	337	8.0
15)	Milton-Jones, DeLisha	ATL	50	114	2.3	191	3.8	305	6.1
16)	Taylor, Penny	PHO	50	53	1.1	190	3.8	243	4.9
17)	Jackson, Lauren	SEA	31	58	1.9	184	5.9	242	7.8
18)	Augustus, Seimone	MIN	57	38	0.7	183	3.2	221	3.9
19)	Ogwumike, Nneka	LAS	34	84	2.5	182	5.4	266	7.8

Free Throw Attempts, Lifetime, WNBA, Players (Postseason)

Rank	Player	Team	G	FT	FTA	FT%
1)	Catchings, Tamika	IND	68	356	417	.854
2)	Whalen, Lindsay	MIN	82	250	317	.789
3)	Leslie, Lisa	LAS	52	202	284	.711
4)	Taurasi, Diana	PHO	59	242	276	.877
5)	McCoughtry, Angel	ATL	33	201	253	.794
6)	Moore, Maya	MIN	56	212	251	.845
7)	Parker, Candace	LAS	46	186	241	.772

Assists, Lifetime, WNBA, Players (Postseason)

Rank	Player	Team	G	AST	APG
1)	Whalen, Lindsay	MIN	82	340	4.1
2)	Bird, Sue	SEA	47	258	5.5
3)	Taurasi, Diana	PHO	59	247	4.2
4)	Catchings, Tamika	IND	68	223	3.3
5)	Penicheiro, Ticha	CHI	43	204	4.7
6)	January, Briann	PHO	52	201	3.9
7)	Johnson, Vickie	LV	53	186	3.5
7)	Weatherspoon, Teresa	LAS	31	186	6.0
9)	Taylor, Penny	PHO	50	181	3.6
10)	Moore, Maya	MIN	56	180	3.2
11)	Hammon, Becky	LV	60	173	2.9
12)	Teasley, Nikki	DAL	27	165	6.1
13)	Parker, Candace	LAS	46	163	3.5

POSTSEASON LEADERS - PER ELIAS (AS OF 9/20/19)

Steals, Lifetime, WNBA, Players (Postseason)

Rank	Player	Team	G	STL	SPG
1)	Catchings, Tamika	IND	68	152	2.24
2)	Moore, Maya	MIN	56	96	1.71
3)	Parker, Candace	LAS	46	75	1.63
4)	McCoughtry, Angel	ATL	33	73	2.21
4)	Milton-Jones, DeLisha	ATL	50	73	1.46
6)	Douglas, Katie	CON	56	72	1.29
7)	Swoopes, Sheryl	DAL	35	71	2.03
7)	Whalen, Lindsay	MIN	82	71	0.87
9)	Brunson, Rebekkah	MIN	81	70	0.86
9)	Nolan, Deanna	DAL	48	70	1.46
11)	Taylor, Penny	PHO	50	68	1.36
12)	Leslie, Lisa	LAS	52	65	1.25
12)	Penicheiro, Ticha	CHI	43	65	1.51
14)	Bird, Sue	SEA	47	62	1.32
14)	Mabika, Mwadi	HOU	39	62	1.59
16)	Beard, Alana	LAS	41	60	1.46

Total Rebounds, Lifetime, WNBA, Players (Postseason)

Rank	Player	Team	G	OREB	ORPG	DREB	DRPG	REB	RPG
1)	Catchings, Tamika	IND	68	149	2.2	449	6.6	598	8.8
2)	Brunson, Rebekkah	MIN	81	186	2.3	377	4.7	563	7.0
3)	Leslie, Lisa	LAS	52	127	2.4	344	6.6	471	9.1
4)	McWilliams-Franklin, Taj	MIN	64	137	2.1	305	4.8	442	6.9
5)	Parker, Candace	LAS	46	102	2.2	321	7.0	423	9.2
6)	Fowles, Sylvia	MIN	39	125	3.2	289	7.4	414	10.6
7)	Ford, Cheryl	NYL	38	120	3.2	251	6.6	371	9.8
8)	Moore, Maya	MIN	56	109	1.9	229	4.1	338	6.0
9)	Griffith, Yolanda	IND	42	132	3.1	205	4.9	337	8.0
10)	Larkins, Erlana	MIN	37	135	3.6	181	4.9	316	8.5
10)	Thompson, Tina	SEA	47	100	2.1	216	4.6	316	6.7
12)	Bonner, DeWanna	PHO	50	59	1.2	251	5.0	310	6.2
13)	Milton-Jones, DeLisha	ATL	50	114	2.3	191	3.8	305	6.1
14)	Smith, Tangela	LV	52	75	1.4	229	4.4	304	5.8
15)	Whalen, Lindsay	MIN	82	64	0.8	214	2.6	278	3.4
16)	Cash, Swin	NYL	56	94	1.7	178	3.2	272	4.9
16)	de Souza, Erika	LV	38	94	2.5	178	4.7	272	7.2
18)	Ogwumike, Nneka	LAS	34	84	2.5	182	5.4	266	7.8

Blocks, Lifetime, WNBA, Players (Postseason)

Rank	Player	Team	G	BLK	BPG
1)	Leslie, Lisa	LAS	52	132	2.54
2)	Parker, Candace	LAS	46	84	1.83
3)	Griner, Brittney	PHO	34	82	2.41

Double-Doubles, Lifetime, WNBA, Players (Postseason)

Rank	Player	Team	DD
1)	Catchings, Tamika	IND	27
2)	Fowles, Sylvia	MIN	22
3)	Leslie, Lisa	LAS	18
3)	Parker, Candace	LAS	13
5)	Brunson, Rebekkah	MIN	14
6)	Ford, Cheryl	NYL	13
7)	Griffith, Yolanda	IND	11
8)	McWilliams-Franklin, Taj	MIN	10
9)	Delle Donne, Elena	WAS	9
10)	Bonner, DeWanna	PHO	8
10)	Griner, Brittney	PHO	8
10)	Ogwumike, Nneka	LAS	8

Points, Lifetime, WNBA, Players (Postseason)

Rank	Player	Team	G	FG	FT	PTS	PPG
1)	Taurasi, Diana	PHO	59	410	242	1228	20.8
2)	Catchings, Tamika	IND	68	352	356	1141	16.8
3)	Moore, Maya	MIN	56	378	212	1077	19.2
4)	Whalen, Lindsay	MIN	82	334	250	953	11.6
5)	Leslie, Lisa	LAS	52	345	202	908	17.5
6)	Augustus, Seimone	MIN	57	359	135	891	15.6
7)	Nolan, Deanna	DAL	48	324	139	867	18.1
7)	Parker, Candace	LAS	46	320	186	867	18.8

CONNECTICUT SUN

PREVIEW-- The Los Angeles Sparks host the Connecticut Sun at The Pyramid at Cal State Long Beach for Game 3 of the 2019 WNBA Semifinals. The Sparks dropped Games 1 and 2 in Uncasville this past week and will look to become the first team in WNBA history to come back from an 0-2 deficit in a best-of-five series.

The Sparks were in striking distance for the entirety of Game 1 and led at halftime 40-37. The team fell apart late, falling 84-75. Los Angeles got double-doubles from Candace Parker (24 points, 10 rebounds) and Nneka Ogumike (20 points, 10 rebounds), but the back-court of Chelsea Gray and Riquna Williams was outscored 34-6 by Jasmine Thomas and Courtney Williams. Alyssa Thomas led the Sun with 22 points and 10 rebounds.

Despite a quick start in the first quarter of Game 2, the Los Angeles Sparks couldn't keep the Sun off the glass and blew an 11-point first half lead and ultimately got blown out 94-68. Nneka Ogumike led the Sparks with 18 points and her sister Chiney added 10 points, but the Sparks could not contain Courtney Williams who finished with 25 points, 6 assists and 6 rebounds. Jonquel Jones was also dominant with 27 points and 13 rebounds. Connecticut out-rebounded the Sparks 46-24.

The Sparks won the regular season series 2-1, winning both games at Staples. Connecticut and Los Angeles' first meeting of the 2019 season at Staples Center marked Chiney Ogumike's first time playing against her former team from which she was traded in the offseason, and the Sparks defeated the Sun 77-70. Chiney Ogumike led her team with 20 points and seven rebounds, and Nneka Ogumike was close behind with a 19-point and 15-rebound double-double. Jones led the Sun with a double-double of her own, recording 22 rebounds and 16 points. Courtney Williams and Jasmine Thomas each added 14 points.

The Sparks traveled to Connecticut about a week later, where the Sun edged Los Angeles 89-77. Nneka Ogumike's double-double (21 points, 10 re-bounds) and Chiney Ogumike's 19 point performance was not enough to overcome the Sun's balanced attack, with every starter scoring in double-digits.

The most recent regular season meeting on August 25 at Staples Center ended with the Sparks on top, 84-72. Riquna Williams led the Sparks with 21 points on five three-pointers made, while Courtney Williams was clutch for the Sun with 18 points and nine rebounds. In the 2018 playoffs, Connecticut and Los Angeles were eliminated in the second round by the Mercury and the Mystics, respectively.



HEAD COACH: Curt Miller, 4th season

Probable Starters

F Shekinna Stricklen
F Alyssa Thomas
F Jonquel Jones
G Jasmine Thomas
G Courtney Williams

SEMIFINALS vs. SUN - GAME 1 (9/17/19)	SEMIFINALS vs. SUN - GAME 2 (9/19/19)	LAST REGULAR SEASON GAME AGAINST CT (8/25/19)																																																															
<table><tr><th></th><th>1</th><th>2</th><th>3</th><th>4</th><th>OT</th><th>FINAL</th></tr><tr><td>LA</td><td>14</td><td>26</td><td>18</td><td>17</td><td>-</td><td>75</td></tr><tr><td>CT</td><td>21</td><td>16</td><td>22</td><td>25</td><td>-</td><td>84</td></tr></table> <p>Biggest Lead: LA: 4 CT: 12 Lead Changes: 11 Times Tied: 5 Points: LA: Parker 24 CT: A. Thomas 22 Rebounds: LA: Parker, N. Ogwumike 10 CT: A. Thomas 10 Assists: LA: Gray 4 CT: J. Thomas 8</p>		1	2	3	4	OT	FINAL	LA	14	26	18	17	-	75	CT	21	16	22	25	-	84	<table><tr><th></th><th>1</th><th>2</th><th>3</th><th>4</th><th>OT</th><th>FINAL</th></tr><tr><td>LA</td><td>22</td><td>18</td><td>17</td><td>11</td><td>-</td><td>68</td></tr><tr><td>CT</td><td>15</td><td>26</td><td>29</td><td>24</td><td>-</td><td>94</td></tr></table> <p>Biggest Lead: LA: 11 CT: 26 Lead Changes: 5 Times Tied: 2 Points: LA: N. Ogwumike 18 CT: Jones 27 Rebounds: LA: N. Ogwumike 7 CT: Jones, A. Thomas 13 Assists: LA: Gray 5 CT: J. Thomas 7</p>		1	2	3	4	OT	FINAL	LA	22	18	17	11	-	68	CT	15	26	29	24	-	94	<table><tr><th></th><th>1</th><th>2</th><th>3</th><th>4</th><th>OT</th><th>FINAL</th></tr><tr><td>LA</td><td>22</td><td>20</td><td>23</td><td>19</td><td>-</td><td>84</td></tr><tr><td>CT</td><td>26</td><td>13</td><td>13</td><td>20</td><td>-</td><td>72</td></tr></table> <p>Biggest Lead: LA: 16 CT: 7 Lead Changes: 10 Times Tied: 2 Points: LA: Williams 21 CT: Williams 18 Rebounds: LA: N. Ogwumike 8 CT: Jones 12 Assists: LA: Gray 6 CT: Thomas, Williams 5</p>		1	2	3	4	OT	FINAL	LA	22	20	23	19	-	84	CT	26	13	13	20	-	72
	1	2	3	4	OT	FINAL																																																											
LA	14	26	18	17	-	75																																																											
CT	21	16	22	25	-	84																																																											
	1	2	3	4	OT	FINAL																																																											
LA	22	18	17	11	-	68																																																											
CT	15	26	29	24	-	94																																																											
	1	2	3	4	OT	FINAL																																																											
LA	22	20	23	19	-	84																																																											
CT	26	13	13	20	-	72																																																											

CONNECTICUT SUN

Los Angeles (Sept. 19, 2019) – Despite a quick start in the first quarter, the Los Angeles Sparks couldn't find answers for the remainder of the game. With a Game 2 loss in the WNBA semifinals 94-68 to the Connecticut Sun, the Sparks trail 0-2 in the series.

After Los Angeles went 5-for-22 from beyond the arc in Game 1 on Tuesday, the Sparks opened up with back-to-back 3-pointers from Candace Parker and Nneka Ogumike. A turnaround jumper from Chelsea Gray followed by a steal and a layup from Riquna Williams gave the Sparks a 16-6, forcing the Sun to burn a timeout midway through the first period.

Connecticut exploded for a 9-0 run to cut their deficit to one, but a step-back jumper from Gray ignited a 6-0 Los Angeles run. Gray found Ogumike with a no-look dime under the basket, giving the Sparks a 22-15 lead heading into the second frame.

Williams and Gray – who combined for just six points on 3-of-17 from the field on Tuesday – combined for 11 of Los Angeles' 22 points at the end of the first quarter. The Sparks backcourt in Gray, Williams and Tierra Ruffin-Pratt combined for 13 first-quarter points, more than their performance in all of Game 1.

In the second period, Ogumike and Gray both drained shots extending the Sparks lead to 26-15, but the Sun strung together a 14-5 run, capped off by an and-one from Jonquel Jones to knot it up 31-31. The two teams exchanged buckets before Courtney Williams buried a floater to give Connecticut its first lead of the night, heading into the locker room with a 41-40 lead.

Ogumike – who shot a perfect 6-of-6 from the field in the first half – helped Los Angeles shoot 45.9% from the field compared to Connecticut's 36.4%, but the Sparks gave up 13 second-chance points after getting outrebounded 29-14 by the Sun.

After the break, Connecticut went on a 12-1 run. The Sparks went without a field goal in a three minute span and jumped ahead 55-47 before a right-wing jumper from Riquna Williams ended the run. But Los Angeles couldn't stop the bleeding.

Connecticut outscored Los Angeles 24-11 in the fourth quarter and held the Sparks to 9-of-26 in the second half. Ogumike finished with 18 points while Riquna Williams finished with 14 points, but the Sparks struggled to find any offensive rhythm in the second half, dropping back-to-back road games.

SEMIFINALS vs. SUN - GAME 2 (9/19/19)

	1	2	3	4	OT	FINAL
LA	22	18	17	11	-	68
CT	15	26	29	24	-	94

Biggest Lead: LA: 11 | CT: 26

Lead Changes: 5 | Times Tied: 2

Points: LA: N. Ogumike 18

CT: Jones 27

Rebounds: LA: N. Ogumike 7

CT: Jones, A. Thomas 13

Assists: LA: Gray 5

CT: J. Thomas 7



Sparks Notes:

- Nneka Ogumike started the game shooting 6-of-6 from the field, and finished with a team-high 18 points
- Nneka Ogumike passed Diana Taurasi for 18th all-time in post season rebounds (266)
- Alana Beard ranks 16th all-time in postseason steals (60)
- Candace Parker (867) tied Deanna Nolan for 7th in all-time post season points
- The Sparks had their worst offensive fourth quarter of the season, scoring just 11 points in the frame

SEMIFINALS GAME 2 - BOX SCORE

WOMEN'S NATIONAL BASKETBALL ASSOCIATION

OFFICIAL SCORER'S REPORT
FINAL BOX

Thursday, September 19, 2019 Mohegan Sun Arena, Uncasville, CT
Officials: #42 Roy Gulbeyan, #55 Eric Brewton, #25 Tiffany Bird

Game Duration: 1:56
Attendance: 8051

VISITOR: Los Angeles Sparks (0-2)

	POS	MIN	FG	FGA	3P	3PA	FT	FTA	OR	DR	TOT	A	PF	ST	TO	BS	+/-	PTS
10 Tierra Ruffin-Pratt	F	17:54	1	7	0	2	4	5	0	1	1	2	2	1	0	1	-1	6
30 Nneka Ogumike	F	28:19	7	9	1	1	3	4	1	6	7	4	2	0	1	1	-6	18
3 Candace Parker	C	25:53	1	3	1	3	0	0	0	1	1	3	1	1	2	1	-21	3
2 Riquna Williams	G	27:06	6	13	2	6	0	0	0	1	1	0	2	1	1	0	-21	14
12 Chelsea Gray	G	32:31	5	12	0	1	0	1	0	4	4	5	2	3	2	1	-16	10
0 Alana Beard		11:35	0	4	0	1	0	0	0	0	0	0	2	1	1	1	-12	0
13 Chiney Ogumike		14:46	4	6	0	0	2	3	2	3	5	0	3	0	2	0	-19	10
24 Sydney Wiese		18:32	0	2	0	0	0	0	0	0	0	0	0	1	1	0	-20	0
5 Marina Mabrey		06:51	1	3	0	0	0	0	1	2	3	1	1	0	1	0	-5	2
1 Alexis Jones		05:31	0	1	0	1	2	2	0	1	1	0	0	1	0	0	-3	2
7 Maria Vadeeva		05:31	0	2	0	0	0	0	0	1	1	0	1	0	1	1	-3	0
21 Kalani Brown		05:31	1	1	0	0	1	2	0	0	0	0	1	0	1	0	-3	3
200:00			26	63	4	15	12	17	4	20	24	15	17	9	13	6	-26	68
			41.3%		26.7%		70.6%		TM REB: 7			TOT TO: 13 (15 PTS)						

HOME: CONNECTICUT SUN (2-0)

	POS	MIN	FG	FGA	3P	3PA	FT	FTA	OR	DR	TOT	A	PF	ST	TO	BS	+/-	PTS
40 Shekinna Stricklen	F	21:59	1	7	1	4	0	0	2	2	4	0	2	1	3	0	6	3
25 Alyssa Thomas	F	34:29	5	8	0	0	2	4	3	10	13	4	5	2	0	0	23	12
35 Jonquel Jones	C	36:44	11	20	1	6	4	5	7	6	13	1	3	2	3	0	23	27
10 Courtney Williams	G	31:10	10	18	3	5	2	2	2	4	6	6	2	0	1	0	18	25
5 Jasmine Thomas	G	31:30	3	10	1	5	0	0	1	4	5	7	1	2	2	0	20	7
1 Rachel Banham		08:50	3	5	3	4	2	2	1	2	3	0	0	0	1	1	8	11
32 Bria Holmes		16:39	2	5	1	3	2	2	0	2	2	1	0	1	1	0	18	7
2 Natisha Hiedeman		06:33	0	1	0	0	0	0	0	0	0	3	1	0	0	0	4	0
33 Morgan Tuck		07:28	0	2	0	2	0	0	0	0	0	0	2	0	1	0	5	0
42 Brionna Jones		03:16	1	2	0	0	0	0	0	0	0	1	2	1	0	0	3	2
55 Theresa Plaisance		01:22	0	1	0	1	0	0	0	0	0	0	0	0	0	0	2	0
23 Layshia Clarendon	DND - Injury/Illness - Right Ankle																	
200:00			36	79	10	30	12	15	16	30	46	23	18	9	12	1	26	94
			45.6%		33.3%		80%		TM REB: 11			TOT TO: 13 (14 PTS)						

SCORE BY PERIOD	1	2	3	4	FINAL
Sparks	22	18	17	11	68
SUN	15	26	29	24	94

Inactive: Sparks -
Inactive: Sun -
Points in the Paint: Sparks 32 (16/26), SUN 42 (21/36) Biggest Lead: Sparks 11, SUN 26
2nd Chance Points: Sparks 5 (2/4), SUN 28 (10/19) Lead Changes: 5
Fast Break Points: Sparks 8 (3/5), SUN 15 (7/8) Times Tied: 2
Technical fouls - Defensive Three Seconds
Sparks (0) : NONE
SUN (1) : Stricklen 7:29 3rd

CONNECTICUT SUN

UNCASVILLE, Conn. (Sept. 17, 2019) – The Sparks were in striking distance for the entire game, but were unable to steal Game 1 in Connecticut, falling 84-75. Los Angeles got double-doubles from Candace Parker (24 points, 10 rebounds) and Nneka Ogwumike (20 points, 10 rebounds), but the backcourt of Chelsea Gray and Riquna Williams was outscored 34-6 by Jasmine Thomas and Courtney Williams. Alyssa Thomas led the Sun with 22 points and 10 rebounds.



N. Ogwumike scored the first two baskets of game, but the Sun answered with a 7-0 run before a Tierra Ruffin-Pratt 3-pointer tied the game at 7-7. The Sun ended the quarter on a 14-7 run powered by 13 points from Alyssa Thomas and two 3-pointers from Jasmine Thomas. The Sun led 21-14 after the first quarter.

The Sun led by as many as 12 points in the second quarter, but back-to-back baskets from N. Ogwumike pulled the Sparks to within six at 26-20. Trailing 29-22, Alana Beard scored on an acrobatic drive to cut the deficit to 29-24 with 5:45 remaining in the second quarter. Pullup jumpers from Chelsea Gray and Riquna Williams pulled the Sparks to within three at 33-30. The Sparks regained the lead on a 3-pointer from Candace Parker at 36-35. A Parker turnaround jumper put the Sparks up 40-37 as she reached double-figures, and that was the score heading into the half. Shekinna Stricklen tied the game at 40-40 on the first possession of the second half with a 3- pointer, and J. Thomas and Stricklen added two more triples to give Connecticut a 46-40 lead. Back-to-back jumpers from Beard pulled the Sparks to within three at 49-46.

The Sparks took a 52-51 lead on a N. Ogwumike turnaround in the lane. A Parker 3-pointer gave the Sparks a 58-57 lead and J. Thomas answered with a layup to give the Sun a 59-58 lead to end the third quarter. The Sparks could not get their starting backcourt of Gray and Williams going as they had a combined four points midway through the fourth quarter. The tandem finished with just six points on a combined 3-for-17 from the field.

Sydney Wiese tied the game at 64-64 with a pullup jumper, but the Sun answered with a 4-0 run to force a timeout from head coach Derek Fisher with 5:42 remaining and the score 68-64 Connecticut. A Jonquel Jones 3-pointer gave the Sun a 73-66 lead. The Sparks kept battling, but turnovers and some key missed shots prevented a comeback.

SEMIFINALS vs. SUN - GAME 1 (9/17/19)

	1	2	3	4	OT	FINAL
LA	14	26	18	17	-	75
CT	21	16	22	25	-	84

Biggest Lead: LA: 4 | CT: 12

Lead Changes: 11 | Times Tied: 5

Points: LA: Parker 24

CT: A. Thomas 22

Rebounds: LA: Parker, N. Ogwumike 10

CT: A. Thomas 10

Assists: LA: Gray 4

CT: J. Thomas 8

Sparks Notes:

- Candace Parker passed Ruth Riley (78) for third all-time in playoff blocks
- Candace Parker passed Sylvia Fowles (415) for fifth all-time in playoff rebounds
- Candace Parker moved into 14th all-time in playoff assists (154)
- Candace Parker moved into 3rd in WNBA history for playoff steals (74)
- Nneka Ogwumike reached double-figures and recorded her 8th playoff double-double
- Candace Parker reached double-figures and recorded her 18th postseason double-double
- Chiney Ogwumike had career high in playoff blocks (2)
- Chelsea Gray recorded her 100th career playoff assist

SEMIFINALS GAME 1 - BOX SCORE

WOMEN'S NATIONAL BASKETBALL ASSOCIATION

OFFICIAL SCORER'S REPORT
FINAL BOX

Tuesday, September 17, 2019 Mohegan Sun Arena, Uncasville, CT
Officials: #39 Michael Price, #13 Cheryl Flores, #16 Isaac Barnett

Game Duration: 2:05
Attendance: 7102

VISITOR: Los Angeles Sparks (0-1)

	POS	MIN	FG	FGA	3P	3PA	FT	FTA	OR	DR	TOT	A	PF	ST	TO	BS	+/-	PTS
10 Tierra Ruffin-Pratt	F	20:32	2	5	1	3	2	2	0	1	1	3	4	1	1	1	-8	7
30 Nneka Ogumike	F	33:55	9	13	1	1	1	1	2	8	10	3	2	1	5	0	-4	20
3 Candace Parker	C	30:48	10	14	3	5	1	2	1	9	10	3	3	2	2	6	-17	24
2 Riquna Williams	G	28:35	1	9	0	6	0	2	1	2	3	3	4	1	2	0	1	2
12 Chelsea Gray	G	35:59	2	8	0	1	0	0	1	3	4	4	3	0	5	0	-14	4
0 Alana Beard		17:36	3	5	0	2	0	1	1	0	1	0	0	0	2	0	-2	6
13 Chiney Ogumike		15:17	1	4	0	0	2	2	1	1	2	0	4	1	0	2	3	4
24 Sydney Wiese		17:18	2	6	0	4	4	4	0	2	2	2	1	0	0	0	-4	8
21 Kalani Brown		DNP - Coach's decision																
1 Alexis Jones		DNP - Coach's decision																
5 Marina Mabrey		DNP - Coach's decision																
7 Maria Vadeeva		DNP - Coach's decision																
200:00			30	64	5	22	10	14	7	26	33	18	21	6	17	9	-9	75
			46.9%		22.7%		71.4%		TM REB: 9			TOT TO: 19 (11 PTS)						

HOME: CONNECTICUT SUN (1-0)

	POS	MIN	FG	FGA	3P	3PA	FT	FTA	OR	DR	TOT	A	PF	ST	TO	BS	+/-	PTS
40 Shekinna Stricklen	F	35:37	2	6	2	4	1	1	1	5	6	1	3	1	3	0	18	7
5 Jasmine Thomas	F	37:19	7	16	3	9	2	4	0	1	1	8	2	1	0	0	15	19
35 Jonquel Jones	C	32:05	6	15	2	4	2	4	4	3	7	2	2	1	1	3	16	16
10 Courtney Williams	G	35:46	7	17	0	4	1	2	0	7	7	5	2	2	4	1	11	15
25 Alyssa Thomas	G	40:00	9	17	0	0	4	7	2	8	10	5	5	4	1	0	9	22
32 Bria Holmes		08:37	2	4	1	1	0	0	0	0	0	0	1	0	0	0	-11	5
42 Brionna Jones		07:55	0	2	0	0	0	0	1	2	3	0	3	0	0	0	-7	0
33 Morgan Tuck		02:41	0	1	0	0	0	0	0	0	0	0	0	0	0	0	-6	0
1 Rachel Banham		DNP - Coach's decision																
23 Layshia Clarendon		DNP - Coach's decision																
2 Natisha Hiedeman		DNP - Coach's decision																
55 Theresa Plaisance		DNP - Coach's decision																
200:00			33	78	8	22	10	18	8	26	34	21	18	9	9	4	9	84
			42.3%		36.4%		55.6%		TM REB: 15			TOT TO: 10 (10 PTS)						

SCORE BY PERIOD	1	2	3	4	FINAL
Sparks	14	26	18	17	75
SUN	21	16	22	25	84

Inactive: Sparks -

Inactive: Sun -

Points in the Paint: Sparks 36 (18/25), SUN 34 (17/38) Biggest Lead: Sparks 4, SUN 12

2nd Chance Points: Sparks 6 (3/6), SUN 8 (3/11)

Lead Changes: 11

Fast Break Points: Sparks 8 (4/4), SUN 8 (4/4)

Times Tied: 5

Technical fouls - Bench

Sparks (1) : 0:13 4th

SUN (0) : NONE

SEATTLE STORM

LOS ANGELES (Sept. 15, 2019) -- The Los Angeles Sparks rode their sharpshooting to a 92-69 victory in the second round of the 2019 WNBA playoffs, eliminating the defending champions Seattle Storm. Three Sparks players sank at least three 3-pointers in the victory, tied for second-most in a postseason game in WNBA history. Chelsea Gray led Los Angeles with 21 points and eight assists, while Natasha Howard posted a team-high 20 points and 11 rebounds for the Storm.



Candace Parker had a hand in nearly every Sparks basket while on the court in the first quarter, assisting on two 3-pointers and adding her own putback and coast-to-coast layup. Seattle took an 18-11 lead on a Howard 3-pointer after Parker checked out with just over three minutes remaining. The lead would not last long, however, as the Sparks went on a quick 9-0 run, highlighted by two steals and transition baskets on consecutive Seattle possessions.

Maria Vadeeva emphatically set the tone for the second quarter with a block on Crystal Langhorne during the first possession of play. The Sparks' defensive pressure, spearheaded by Alana Beard, held Seattle scoreless for the first three and a half minutes of the quarter as Los Angeles reeled off another 9-0 run. The Storm cut the deficit to four with just under a minute left in the quarter, but Gray responded with an electric 3-pointer to give the Sparks a 43-36 lead at halftime.

Tierra Ruffin-Pratt locked down Jordin Canada with full-court pressure to start the second half, including a block at the basket that ignited the STAPLES Center crowd. Howard, Jewell Loyd and Mercedes Russell picked up the offensive load for Canada, and the Storm cut the deficit to one on a Howard 3-pointer at the 3:11 mark of the third quarter. Seattle would get no closer, however, as the Sparks closed the quarter on a 10-2 run, capped by a Riquna Williams buzzer-beating 3-pointer.

Sydney Wiese and Nneka Ogumike combined for a quick 10 points to extend the Sparks' offensive explosion into the fourth quarter. Wiese drained back-to-back 3-pointers, followed by two consecutive jumpers from Ogumike, to build a commanding 21-point lead that Los Angeles would not relinquish.

SPARKS LAST GAME AGAINST THE STORM (9/15/19)

	1	2	3	4	OT	FINAL
LA	22	21	24	25	-	92
SEA	23	13	22	11	-	69

Biggest Lead: LA: 26 | SEA: 7

Lead Changes: 7 | Times Tied: 3

Points: LA: Gray 21

SEA: Howard 20

Rebounds: LA: Parker 11

SEA: Howard 11

Assists: LA: Gray 8

SEA: Canada 7

Sparks Notes:

- Candace Parker recorded her 17th playoff double-double with 11 points and 10 rebounds. She ranks fourth all-time in that category.
- Sydney Wiese notched a playoff career-high nine points on three 3-pointers.
- Parker's stat line moved her to third in blocks (77), fourth in steals (72), sixth in rebounds (412) and 14th in assists (157) in WNBA playoffs history.
- Three Sparks players made at least three 3-pointers, tied for second-most in WNBA playoffs history.

SPARKS IN THE NEWS

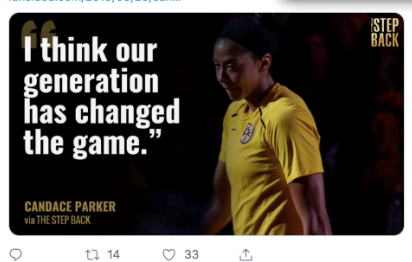
DATE	TITLE	OUTLET	AUTHOR
9/20/19	What's gone wrong for the Sparks and what needs to change against the Sun	The Athletic	Sabreena Merchant
9/20/19	Sparks hope to rebound in WNBA playoff series against Sun after falling behind 0-2	LA Daily News	Mirjam Swanson
9/20/19	Candace Parker is fading but not gone yet	Fansided	Howard Megdal
9/17/19	Sparks fade late in opener of semifinal series in Connecticut	LA Daily News	Eric He
9/17/19	Coach Derek Fisher writing new chapter with Los Angeles Sparks	ESPN	Ramona Shelburne
9/13/19	57 Minutes With Candace Parker	The Ringer	Shae Serrano
9/13/19	How Nneka Ogumike Became Madam President, the face of the WNBA players	The Undeclared	Sean Hurd



Mirjam Swanson @MirjamSwanson · 8h
It'll be an uphill climb for the @LA_Sparks, who hope to rebound (better) after falling behind 0-2 in semifinal series.



The Step Back @The_Step_Back · 12h
Candace Parker and her enormous talent shape women's basketball. As she reaches the end of watching it bloom around her.



Brady Klopfer @BradyKlopferNBA · Sep 19
I think it's safe to say most WNBA fans are rooting for LA and LV tonight. If the Game 1s were any indication, a full five-game series of either would certainly be a treat.

2019 TEAM BOX SCORE																	
DATE	OPPONENT	MIN	FG-A	PCT	3PM-A	PCT	FTM-A	PCT	OFF	DEF	TOT	AST	STL	BLK	TO	PF	PTS
5/26	@LV	200:0	28 - 77	36.4	5 - 13	38.5	9 - 13	69.2	10	30	40	17	9	8	14	22	70
5/31	CT	200:0	28 - 72	38.9	6 - 20	30.0	15 - 17	88.2	9	30	39	15	6	4	10	22	77
6/4	@NY	200:0	27 - 78	34.6	8 - 21	38.1	16 - 20	80.0	13	27	40	15	9	6	12	15	78
6/6	@CT	200:0	29 - 66	43.9	8 - 25	32.0	11 - 12	91.7	7	18	25	23	13	4	21	18	77
6/8	@MIN	200:0	32 - 74	43.2	9 - 25	36.0	16 - 17	94.1	12	21	33	18	13	5	16	21	89
6/14	@PHX	200:0	34 - 66	51.5	9 - 19	47.4	8 - 9	88.9	5	25	30	19	7	4	9	21	85
6/15	NY	200:0	39 - 84	46.4	8 - 23	34.8	6 - 7	85.7	12	30	42	22	5	3	14	22	92
6/18	WASH	200:0	19 - 66	28.8	3 - 19	15.8	11 - 18	61.6	10	28	38	10	9	1	26	12	52
6/21	@SEA	200:0	23 - 61	37.7	6 - 21	28.6	10 - 12	83.3	5	24	29	13	4	4	14	15	62
6/23	@PHX	200:0	26 - 70	37.1	8 - 23	34.8	12 - 14	85.7	10	29	39	19	2	2	10	24	72
6/27	LV	200:0	32 - 75	42.7	8 - 18	44.4	14 - 15	93.3	8	31	39	17	11	6	14	13	86
6/30	CHI	200:0	35 - 71	49.3	10 - 24	41.7	14 - 15	92.3	10	26	36	21	8	6	14	15	94
7/7	WASH	200:0	36 - 74	48.6	16 - 31	51.6	10 - 12	83.3	7	32	39	24	4	5	6	15	98
7/9	@DAL	200:0	26 - 71	36.6	4 - 19	21.1	6 - 7	85.7	17	19	36	16	6	4	21	12	62
7/12	@IND	200:0	34-78	43.6	7-22	31.8	15-17	88.2	13	18	31	23	16	2	12	13	90
7/14	@ATL	205:0	30 - 87	34.5	6 - 26	23.1	10 - 12	83.3	16	27	43	17	8	6	5	17	76
7/18	DAL	200:0	23 - 60	38.3	4 - 12	33.3	19 - 21	90.5	8	23	31	13	9	1	11	14	69
7/20	@NY	200:0	28 - 65	43.1	10 - 25	40.0	12 - 16	75.0	5	21	26	18	7	6	11	27	78
7/23	@ATL	200:0	28 - 65	43.1	9 - 19	47.4	13 - 15	86.7	11	27	38	22	10	5	13	16	78
8/1	LV	200:0	30 - 71	42.3	9 - 26	34.6	7 - 7	100.0	5	28	33	19	7	7	12	18	76
8/4	SEA	200:0	32-61	52.5	6-20	30.0	13-15	86.7	5	26	31	23	10	5	16	12	83
8/8	PHO	200:0	31-63	49.2	10 - 23	43.5	12-15	80.0	5	25	30	22	8	2	13	21	84
8/11	CHI	200:0	32 - 70	45.7	7 - 20	35.0	13-15	86.7	8	25	33	18	10	1	23	20	84
8/14	@DAL	200:0	30 - 68	44.1	5-18	27.8	13-14	92.9	4	23	27	16	6	4	15	19	78
8/16	@CHI	200:0	30-71	42.3	4-17	23.5	17-20	85.0	7	20	27	21	10	2	13	23	81
8/20	MIN	200:0	29-60	48.3	7-19	36.8	16-20	80.0	7	26	33	14	10	1	16	15	81
8/22	IND	200:0	38 - 76	50.0	6 - 20	30.0	16 - 23	69.6	10	31	41	27	10	4	13	18	98
8/25	CT	200:0	31-64	48.4	9-24	37.5	13-13	100.0	3	23	26	19	7	2	14	19	84
8/27	@WASH	200:0	23-67	34.3	3-21	14.3	17-22	77.3	12	21	33	12	7	0	15	18	66
8/29	@IND	200:0	35-72	48.6	10-16	62.5	7-9	77.8	5	22	27	19	6	4	11	29	87
8/31	@LV	200:0	31-77	40.3	10-28	35.7	14-17	82.4	4	23	27	19	3	2	4	20	86
9/3	ATL	200:0	27-66	40.9	3-17	17.6	13-16	81.3	14	33	47	15	6	7	18	24	70
9/5	SEA	200:0	41-75	54.7	3-17	17.6	17-21	81.0	10	33	43	26	10	2	8	12	102
9/8	MIN	200:0	34-67	50.7	6-19	31.6	3-3	100.0	7	25	32	22	12	4	14	13	77
Totals	-	6825	1031-2388	43.2	242-710	34.1	418-499	83.8	294	870	1164	634	278	129	458	615	2722

2019 PLAYOFF TEAM BOX SCORE																	
DATE	OPP	MIN	FG-A	PCT	3PM-A	PCT	FTM-A	PCT	OFF	DEF	TOT	AST	STL	BLK	TO	PF	PTS
9/15	SEA	200:0	37-76	48.7	11-27	40.7	7-9	77.8	10	27	37	23	9	3	8	15	92
9/17	@CT	200:0	30-64	46.9	5-22	22.7	10-14	71.4	7	26	33	18	6	9	17	21	75
9/19	@CT	200:0	26-63	41.3	4-15	26.7	12-17	70.6	4	20	24	15	9	6	13	17	68
Totals	--	600:00	93-203	45.8	20-64	32.0	29-40	72.5	21	73	94	56	24	18	41	53	235

2019 REGULAR SEASON SUPERLATIVES

LOS ANGELES SPARKS HIGHS

Points, Game.....102 vs. Seattle 9/5
Points, First Half.....51 vs. Washington 7/7
Points, Second Half..... 55 vs. Indiana 8/22
Points, 1Q.....29 vs. Washington 7/7
Points, 2Q.....31 vs. NY 6/15, vs. MN 8/20
Points, 3Q.....31 @ Indiana 7/12
Points, 4Q.....32 @ Atlanta 7/23
Points, Overtime.....12 @ Atlanta 7/14

Field Goals Made.....41 vs. Seattle 9/5
Field Goals Att.....87 @ Atlanta 7/14
Field Goal Percentage...54.7% vs. SEA 9/5
3FG Made.....16 vs. Washington 7/7
3FG Att..... 31 vs. Washington 7/7
3FG Percentage.....51.6 % vs. Washington 7/7
Free Throws Made.....17 @ Chicago 8/16, @ WASH 8/27, vs SEA 9/5
Free Throws Att..... 23 vs. Indiana 8/22
FT Percentage.....100% vs Las Vegas 8/1, vs CT 8/25, vs MN 9/8

Offensive Rebounds.....17 @ Dallas 7/9
Defensive Rebounds....33 vs. ATL 9/3, vs. SEA 9/5
Total Rebounds.....47 vs ATL 9/3
Assists.....27 vs. Indiana 8/22
Steals.....16 vs. Indiana 7/12
Turnovers.....26 vs. Washington 6/18
Blocked Shots..... 8 @ Las Vegas 5/26
Personal Fouls.....29 @ Indiana 8/29

OPPONENT HIGHS

Points, Game..... 98 vs. New York 6/15
Points, First Half..... 54 @ WASH 8/27
Points, Second Half.....56 @ Las Vegas 8/31
Points, 1Q.....33 @ WASH 8/27
Points, 2Q.....31 vs. New York 6/1
Points, 3Q.....27 @ MN 6/8, @ WASH 8/27
Points, 4Q.....34 @ Las Vegas 8/31
Points, Overtime.....7 @ Atlanta 7/14

Field Goals Made.....36 @ Connecticut 6/6
Field Goals Att.....76 @ Atlanta 7/14
Field Goal Percentage...47.8 % @ Chicago 8/16
3FG Made.....14 vs. WSH 6/18, @ SEA 6/21
3FG Att.....35 @ WASH 8/27
3FG Percentage.....72.7% @ New York 7/20
Free Throws Made.....29 @ Indiana 8/29
Free Throws Att.....39 @ New York 7/20
FT Percentage.....100.0% @PHX 6/14,@DAL 7/9, vs SEA 8/4

LOS ANGELES SPARKS LOWS

-Points, Game.....52 vs. Washington 6/18
-Points, First Half.....27 vs. Washington 6/18
-Points, Second Half.....25 vs. Washington 6/18
-Points, 1Q.....10 vs. Washington 6/18
-Points, 2Q.....8 @ Las Vegas 5/26
-Points, 3Q.....10 @ Seattle 6/21, @ WASH 8/27
-Points, 4Q....13 vs. DAL 7/18, vs. LV 8/1, vs. SEA 8/4, vs. MN 8/20
-Points, Overtime.....12 @Atlanta 7/14

-Field Goals Made.....19 vs. Washington 6/18
-Field Goals Att..... 61 @ SEA 6/21, vs. SEA 8/4
-Field Goal Percentage....28.8% vs. Washington 6/18
-3FG Made.....3 vs. WASH 6/18, @ WASH 8/27, vs ATL 9/3, vs. SEA 9/5
-3FG Att..... 13 @ Las Vegas 5/26
-3FG Percentage.....14.3% @ WASH 8/27
-Free Throws Made.....3 vs MN 9/8
-Free Throws Att.....3 vs MN 9/8
-FT Percentage.....61.1% vs. Washington 6/18

-Offensive Rebounds.....3, vs CT 8/25
-Defensive Rebounds.....18 @ CT 6/6, @ IND 7/12
-Total Rebounds.....25 @ Connecticut 6/6
-Assists.....10 vs. Washington 6/18
-Steals.....2 @ Phoenix 6/23
-Turnovers.....4 @ Las Vegas 8/31
-Blocked Shots.....0 @ WASH 8/27
-Personal Fouls.....12 vs. WSH 6/18, @DAL 7/9, vs. SEA 8/4, vs. SEA 9/5

OPPONENT LOWS

-Points, Game.....60 vs. ATL 9/3
-Points, First Half.....31 vs. Connecticut 5/31, Indiana 8/22
-Points, Second Half.....25 vs ATL 9/3
-Points, 1Q.....12 @ Atlanta 7/14
-Points, 2Q.....11 vs. ATL 9/3
-Points, 3Q..... 10 vs. ATL 9/3
-Points, 4Q.....8 vs. Las Vegas 8/1
-Points, Overtime..... 7 @ Atlanta 7/14

-Field Goals Made.....22 vs. Phoenix 8/8
-Field Goals Att.....52 @ New York 7/20
-Field Goal Percentage..30.8% vs Connecticut 5/31
-3FG Made.....2 @ATL 7/14, @ATL 7/23
-3FG Att.....11 @ New York
-3FG Percentage.....9.5% @ Atlanta 7/23
-Free Throws Made.....8 vs Connecticut 8/25, vs MN 9/8
-Free Throws Att.....10 vs. Minnesota 8/20, vs MN 9/8
-FT Percentage.....50% vs. Minnesota 8/20

HEAD COACH DEREK FISHER



Derek Fisher was named the 12th head coach of the Los Angeles Sparks on December 5, 2018. Fisher is a Los Angeles basketball legend, playing 18 seasons in the NBA and winning five championships with the Los Angeles Lakers. Fisher was drafted 24th overall by the Lakers in 1996, and played alongside Kobe Bryant and Shaquille O'Neal en route to three consecutive titles from 2000-2002. He later added two more rings in 2009 and 2010 with Los Angeles. Fisher also played for the Golden State Warriors, Utah Jazz, Dallas Mavericks and Oklahoma City Thunder.

Fisher's accolades include holding the all-time NBA record for playoff game appearances (259). He's also known for hitting a buzzer-beater with 0.4 seconds left against the San Antonio Spurs in Game 5 of the 2004 Western Conference Semifinals as a member of the Lakers. In his time as a player, he served as president of the players' union from 2006-2013.

After finishing the 2013 season with the Thunder, Fisher transitioned to the sidelines, being named head coach of the New York Knicks on June 10, 2014. Fisher coached into the 2015-2016 season with New York, helping develop then-rookie Kristaps Porzingis.

Fisher is a native of Little Rock, Arkansas where he attended Parkview Arts and Science Magnet High School, lettering in basketball. He then attended the University of Arkansas at Little Rock, where he finished his four-year career second all-time in school history in points (1,393), assists (472) and steals (189). His senior year, he was named Sun Belt Conference Player of the Year.

In the spring of 2016, Fisher became a television analyst for TNT, NBA TV and later Spectrum SportsNet as an in-studio analyst for the Lakers.



ASSISTANT COACHES

Fred Williams



Fred Williams was named assistant coach of the Los Angeles Sparks on Jan. 22, 2019 and brings over 35 years of collegiate and professional coaching experience. Most recently, Williams served as the Dallas Wings, previously Tulsa Shock, head coach from 2014-2018 where he coached WNBA All-Stars Skylar Diggins and Liz Cambage.

Williams launched his coaching career in 1983 as an assistant coach at USC where he coached standouts Cynthia Cooper, Pamela McGee, Cheryl Miller, Lisa Leslie and Tina Thompson. Williams helped lead the Trojans to back-to-back NCAA titles in 1983 and 1984 before serving as head coach from 1995-1997.

In addition to his time in Dallas, Williams previously served as head coach of the Utah Starzz from 1999-2001. Williams then spent six seasons with the Atlanta Dream, winning three WNBA Eastern Conference Championships. Williams took over Atlanta's head coach in 2012 and led the Dream to the WNBA finals in 2013.

Williams played for Boise State men's basketball program from 1976-1979 and averaged 12.0 points and 5.8 assists in his final season. The All-Big Sky Conference point guard played briefly in the NBA for the Utah Jazz before transitioning to a role on the sidelines. He also served as an advance scout for the Washington Mystics, Utah Jazz, Seattle Supersonics and Sacramento Kings.

Off the court, Williams is an avid musician who produces jazz music under the name "Freddy Bass Williams." He has released two jazz albums titled "Game Time" and "My Gift to You." Williams is originally from Inglewood, California, but currently resides in Irving, Texas with his wife Bo and their five children.

Latricia Trammell



Latricia Trammell was named assistant coach of the Los Angeles Sparks on Jan. 22, 2019. Trammell most recently served as an assistant coach for the San Antonio Stars in 2017 where she worked with the first overall pick Kelsey Plum.

Trammell also served as head coach at Oklahoma State University, producing an 85-10 record with the Stars. She led the team to back-to-back NAIA Division I women's basketball national championships in 2014 and 2015, which earned her National Coach of the Year honors in those two years. After her two titles at OCU, Trammell transitioned to Division I basketball and became an assistant coach for Georgia State from 2015-2017 before transitioning to the WNBA. Trammell holds a 255-131 overall high school and college coaching record in her 24 years on the sidelines.

The Oklahoma native debuted as a head coach when she took over the job at Western State (Colo.) University. Trammell spent five seasons with the Mountaineers and built Western State to be a top contender in the Rocky Mountain Athletic Conference. Trammell's team notched a 105-76 record and made five consecutive RMAC Shootout appearances, catapulting her to become the third winningest coach in program history.

Trammell formally served on the WBCA National Convention Advisory Board and on the voting committee for USA Today/ESPN D-II Top 25. The Seminole, Oklahoma native is also a frequent basketball clinician and was a former player for both Seminole State College and East Central Oklahoma.

Jamal Lovell



The Los Angeles Sparks named Jamal "Dash" Lovell their player development assistant coach on March 4, 2019. Lovell is a professional basketball skills trainer bringing over 11 years of experience working with NBA, WNBA and NCAA athletes, including Candace Parker, Paul George and Dwyane Wade.

Lovell is currently involved with high-profile training clinics in Los Angeles, New York and Miami. In total, Lovell has helped 22 players play NCAA Division I basketball and has worked with over 30 NBA and WNBA players. Lovell, who's known for his training brand DashLetics, believes that aggressiveness, balance and footwork are the key components for success on the court.

#0	ALANA BEARD	GUARD/FORWARD	5-11	5/14/84	DUKE	13TH SEASON
----	-------------	---------------	------	---------	------	-------------

2019 Regular Season Averages:

G-GS	PPG	RPG	APG	SPG	BPG	MPG	FG%	3FG%	FT%
16-3	3.3	1.5	1.4	0.8	0.2	14.7	44.9	20.0	77.8

	2019 Season Highs	Career Highs	Playoff Career Highs
PTS	10	33, at PHX 6/4/08	22, at CT 9/29/04
REB	3	10, Twice	9, at PHX 9/21/13 (Twice)
AST	4	10, at SA 6/28/12	7, vs MIN 10/14/16 (Twice)
STL	5	7, 3 Times	4, vs MIN 9/20/15 (Twice)
BLK	1	4, Twice	4, at CT 9/29/04
FGM	4	13, vs. SEA 7/23/06	9, at CT 9/29/04
3FGM	1	6, at ATL 6/3/08	1, vs. MIN 10/14/16 (6 times)
FTM	2	11, Twice	7, at CT 9/27/04
MINS	25	48, vs. IND 6/18/05	39, at PHX 9/21/13



REGULAR SEASON GAME BY GAME STATS (POST ALL-STAR BREAK)

Date	Opponent	MIN	FG-A	PCT	3PM-A	PCT	FTM-A	PCT	OFF	DEF	TOT	AST	STL	BLK	TO	PF	PTS
8/1	LV	DND	Hamstring	-	-	-	-	-	-	-	-	-	-	-	-	-	-
8/4	SEA	DND	Hamstring	-	-	-	-	-	-	-	-	-	-	-	-	-	-
8/8	PHO	DND	Hamstring	-	-	-	-	-	-	-	-	-	-	-	-	-	-
8/11	CHI	DND	Hamstring	-	-	-	-	-	-	-	-	-	-	-	-	-	-
8/14	@DAL	13:12	1-4	25.0	-	-	-	-	0	3	3	1	0	0	0	1	2
8/16	@CHI	25:12	4-5	80.0	1-1	100.0	1-1	100.0	0	1	1	4	1	0	0	2	10
8/20	MIN	19:57	3-5	60.0	-	-	1-2	50.0	1	1	2	1	1	0	1	4	7
8/22	IND	13:03	1-1	100.0	-	-	-	-	0	3	3	0	0	0	2	1	2
8/25	CT	15:41	1-3	33.3	0-1	0	-	-	0	1	1	2	0	0	1	2	2
8/27	@WASH	6:00	1-3	33.3	-	-	-	-	0	0	0	0	0	0	0	0	2
8/29	@IND	DNP	CD	-	-	-	-	-	-	-	-	-	-	-	-	-	-
8/31	@LV	DNP	CD	-	-	-	-	-	-	-	-	-	-	-	-	-	-
9/3	ATL	5:52	1-2	50.0	-	-	-	-	0	1	1	0	0	1	1	2	2
9/5	SEA	8:19	-	-	-	-	-	-	0	1	1	1	1	0	0	0	0
9/8	MIN	11:29	-	-	-	-	-	-	0	1	1	0	2	1	0	1	0
Reg. Season Totals	—	235	22 - 49	44.9	1 - 5	20.0	7 - 9	77.8	2	22	24	23	12	3	9	21	52

POSTSEASON GAME BY GAME STATS

Date	Opponent	MIN	FG-A	PCT	3PM-A	PCT	FTM-A	PCT	OFF	DEF	TOT	AST	STL	BLK	TO	PF	PTS
9/15	SEA	16:54	2-3	66.7	0-0	-	0-0	-	0	3	3	0	2	0	0	2	4
9/17	@CT	17:36	3-5	60.0	0-2	0.0	0-1	0.0	1	0	1	0	0	0	2	0	6
9/19	@CT	11:35	0-4	0.0	0-1	0.0	0-0	-	0	0	0	0	1	1	1	2	0
Postseason Totals	—	46	5-12	41.7	0-3	0.0	0-1	0.0	1	3	4	0	3	1	3	4	10

#1 ALEXIS JONES GUARD 5-9 05/08/94 BAYLOR 3RD SEASON

2019 Regular Season Averages:

G-GS	PPG	RPG	APG	SPG	BPG	MPG	FG%	3FG%	FT%
20-1	4.0	1.1	1.8	0.3	0.3	12.2	40.0	33.3	80.0

	2019 Season Highs	Career Highs	Playoff Career Highs
PTS	15	15, vs. MN 8/20/19	9, @ LA 9/26/17
REB	2	4, vs. IND 8/30/17	2, @ LA 9/26/17
AST	4	5, vs. CHI 9/1/17	4, @ LA 9/26/17
STL	2	3 vs. IND,8/18/17	1, @ CT 9/19/19
BLK	2	2 vs. LV, 5/26/19	--
FGM	5	5, vs. MN 8/20/19	3, @ LA 9/26/17
3FGM	3	3, three times	3, @ LA 9/26/17
FTM	2	2, three times	2, @ CT 9/19/19
MINS	20:43	28, vs. LA 6/3/18	17, @ LA 9/26/17



REGULAR SEASON GAME BY GAME STATS (POST ALL-STAR BREAK)

Date	Opponent	MIN	FG-A	PCT	3PM-A	PCT	FTM-A	PCT	OFF	DEF	TOT	AST	STL	BLK	TO	PF	PTS
8/1	LV	20:43	3 - 9	33.3	1 - 6	16.7	-	-	1	3	4	2	0	0	2	2	7
8/4	SEA	20:16	1-3	33.3	0-1	0.0	0-0	-	0	2	2	4	2	1	3	1	2
8/8	PHO	13:34	3 - 4	75.0	1 - 1	100.0	-	-	1	1	2	3	0	0	1	1	7
8/11	CHI	11:07	0 - 1	0	-	-	1 - 2	50.0	0	0	0	2	2	0	3	3	1
8/14	@DAL	6:53	1-3	33.3	0-1	0.0	2-2	100.0	0	0	0	0	1	1	1	2	4
8/16	@CHI	5:45	0-1	0.0	-	-	-	-	0	0	0	0	0	0	0	2	0
8/20	MIN	15:57	5-7	71.4	2-4	50.0	3-4	75.0	0	2	2	0	0	0	5	2	15
8/22	IND	10:32	0 - 1	0.0	-	-	-	-	0	1	1	4	0	1	1	1	0
8/25	CT	2:11	0-0	-	-	-	2-2	100.0	0	0	0	0	0	0	0	0	2
8/27	@WASH	10:03	2-4	50.0	1-3	33.3	-	-	0	1	1	0	0	0	0	0	5
8/29	@IND	2:20	0-2	0.0	0-1	0.0	-	-	0	1	1	0	0	0	0	0	0
8/31	@LV	DNP	CD	-	-	-	-	-	-	-	-	-	-	-	-	-	-
9/3	ATL	DNP	CD	-	-	-	-	-	-	-	-	-	-	-	-	-	-
9/5	SEA	10:44	1-4	25.0	1-3	33.0	-	-	0	1	1	2	0	0	0	1	3
9/8	MIN	7:40	-	-	-	-	-	-	0	0	0	2	0	0	2	2	0
Reg. Season Totals	-	248	28-70	40.0	11-33	33.3	12-15	80.0	2	20	22	36	6	4	27	29	79

POSTSEASON GAME BY GAME STATS

Date	Opponent	MIN	FG-A	PCT	3PM-A	PCT	FTM-A	PCT	OFF	DEF	TOT	AST	STL	BLK	TO	PF	PTS
9/15	SEA	2:41	0-0	-	0-0	-	0-0	-	0	1	1	0	0	0	0	0	0
9/17	@CT	DNP	CD	-	-	-	-	-	-	-	-	-	-	-	-	-	-
9/19	@CT	5:31	0-1	0.0	0-1	0.0	2-2	100	0	1	1	0	1	0	0	0	2
Postseason Totals	-	9	0-1	0.0	0-1	0.0	2-2	100	0	2	2	0	1	0	0	0	2

#2	RIQUANA WILLIAMS	GUARD	5-7	05/28/90	MIAMI (FLA.)	6TH SEASON
----	------------------	-------	-----	----------	--------------	------------

2019 Regular Season Averages:

G-GS	PPG	RPG	APG	SPG	BPG	MPG	FG%	3FG%	FT%
23 - 14	12.3	2.6	1.6	1.1	0.1	25.8	38.4	39.1	88.0

	2019 Season Highs	Career Highs	Playoff Career Highs
PTS	37	51, vs. SA 9/8/13	17, vs MIN 8/21/18
REB	5	9, vs. SEA 9/12/13	4, vs. SEA 9/15/19
AST	4	6 (3 Times)	3, @ CT 9/17/19
STL	2	5 (3 Times)	2, two times
BLK	1	2 (5 Times)	1, at WSH 8/23/18
FGM	10	17, SA 9/8/13	6, two times
3FGM	7	8, vs. SA 9/8/13	3, two times
FTM	10	18, at ATL 7/7/15	2, vs MIN 8/21/18 (Twice)
MINS	40	40, at ATL 7/14/19	29, @ CT 9/17/19



REGULAR SEASON GAME BY GAME STATS (POST ALL-STAR BREAK)

Date	Opponent	MIN	FG-A	PCT	3PM-A	PCT	FTM-A	PCT	OFF	DEF	TOT	AST	STL	BLK	TO	PF	PTS
8/1	LV	SUSP	-	-	-	-	-	-	-	-	-	-	-	-	-	-	-
8/4	SEA	SUSP	-	-	-	-	-	-	-	-	-	-	-	-	-	-	-
8/8	PHO	SUSP	-	-	-	-	-	-	-	-	-	-	-	-	-	-	-
8/11	CHI	SUSP	-	-	-	-	-	-	-	-	-	-	-	-	-	-	-
8/14	@DAL	SUSP	-	-	-	-	-	-	-	-	-	-	-	-	-	-	-
8/16	@CHI	SUSP	-	-	-	-	-	-	-	-	-	-	-	-	-	-	-
8/20	MIN	SUSP	-	-	-	-	-	-	-	-	-	-	-	-	-	-	-
8/22	IND	27:45	4 - 12	33.3	1 - 8	12.5	1 - 2	50.0	1	4	5	3	0	1	2	2	10
8/25	CT	25:56	7-12	58.3	5-8	62.5	2-2	100.0	0	2	2	1	1	0	1	5	21
8/27	@WASH	26:43	2-9	22.2	0-5	0.0	2-2	100.0	2	3	5	0	2	0	3	5	6
8/29	@IND	36:42	6-16	37.5	2-4	50.0	1-2	50.0	0	1	1	2	1	0	0	3	15
8/31	@LV	35:44	10-22	45.5	7-15	46.7	10-11	90.9	0	0	0	2	1	0	1	0	37
9/3	ATL	16:19	0-3	0.0	0-2	0.0	3-3	100.0	1	2	3	0	0	1	2	4	3
9/5	SEA	21:31	2-5	40.0	1-2	50.0	-	-	0	2	2	1	2	0	1	3	5
9/8	MIN	22:04	5-12	41.7	4-9	44.4	1-1	100.0	1	1	2	3	0	1	0	1	15
Reg. Season Totals	—	593	93-242	38.4	54-138	39.1	44-50	88.0	13	47	60	37	26	4	28	58	284

POSTSEASON GAME BY GAME STATS


Date	Opponent	MIN	FG-A	PCT	3PM-A	PCT	FTM-A	PCT	OFF	DEF	TOT	AST	STL	BLK	TO	PF	PTS
9/15	SEA	22:01	4-12	33.3	3-7	42.9	0-0	-	0	4	4	0	2	0	1	3	11
9/17	@CT	28:34	1-9	11.1	0-6	0.0	0-2	0.0	1	2	3	3	1	0	2	4	2
9/19	@CT	27:06	6-13	46.2	2-6	33.3	0-0	-	0	1	1	0	1	0	1	2	14
Postseason Totals	—	78	11-34	32.3	5-19	26.3	0-2	0.0	1	7	8	3	4	0	4	9	27

#3	CANDACE PARKER	FORWARD/CENTER	6-4	4/19/86	TENNESSEE	11TH SEASON
----	----------------	----------------	-----	---------	-----------	-------------

2019 Regular Season Averages:

G-GS	PPG	RPG	APG	SPG	BPG	MPG	FG%	3FG%	FT%
22 - 22	11.2	6.4	3.5	1.0	0.8	26.0	42.2	26.7	79.1

	2019 Season Highs	Career Highs	Playoff Career Highs
PTS	21	40, vs HOU 7/9/08	33, vs. MIN 10/7/12
REB	11	20, at SA 6/1/13	18, at PHO 9/25/09
AST	6	11, at WAS 6/15 /18	11, at PHO 9/17/17
STL	4	8, vs IND 8/18/15	5, vs. MIN 9/29/17
BLK	4	9, vs TUL 6/20/12	6, @ CT 9/17/19
FGM	9	15, vs HOU 7/9/08	14, vs. MIN 10/7/12
3FGM	3	5, Twice	3, at CHI 10/4/16 (5 Times)
FTM	5	14 vs. SEA 7/25/13	14, at CHI 10/4/16
MINS	31:52	48, Twice	40, at MIN 9/22/15 (4 Times)



REGULAR SEASON GAME BY GAME STATS (POST ALL-STAR BREAK)

Date	Opponent	MIN	FG-A	PCT	3PM-A	PCT	FTM-A	PCT	OFF	DEF	TOT	AST	STL	BLK	TO	PF	PTS
8/1	LV	27:59	5 - 9	55.6	3 - 3	100.0	3 -3	100.0	0	7	7	3	3	4	3	2	16
8/4	SEA	24:44	9-16	56.3	0-4	0.0	3-3	100.0	1	6	7	2	2	0	3	1	21
8/8	PHO	29:11	3- 8	37.5	1-3	33.3	5-7	71.4	1	10	11	6	0	1	2	1	12
8/11	CHI	30:21	2 - 6	33.3	0 - 2	0	4 - 4	100.0	0	2	2	5	1	0	2	3	8
8/14	@DAL	28:26	2-8	25.0	0-3	0	0-0	0	1	1	2	2	1	0	3	3	4
8/16	@CHI	29:35	2-9	22.2	1-4	25.0	0-0	0	1	4	5	4	3	2	2	2	5
8/20	MIN	26:51	8-14	57.1	2-4	50.0	2-2	100.0	2	8	10	3	0	1	1	3	20
8/22	IND	19:48	3 - 8	37.5	0 - 2	0.0	2 - 4	50.0	0	3	3	5	0	0	0	2	8
8/25	CT	29:24	5-10	50.0	1-3	33.3	2-2	100.0	0	2	2	5	0	1	3	2	13
8/27	@WASH	18:10	3-5	60.0	0-1	0.0	6-8	75.0	1	2	3	1	1	0	3	3	12
8/29	@IND	32:17	3-8	37.5	-	-	-	-	1	5	6	5	2	1	3	5	6
8/31	@LV	32:08	6-14	42.9	2-5	40.0	-	-	0	6	6	5	1	0	1	3	14
9/3	ATL	30:25	7-14	50.0	1-4	25.0	6-7	85.7	3	8	11	6	1	2	1	2	21
9/5	SEA	24:52	7-13	53.8	0-2	0.0	6-9	66.7	5	4	9	2	0	0	3	0	20
9/8	MIN	23:19	5-9	55.6	0-2	0.0	1-1	100.0	2	5	7	3	1	1	3	0	11
Reg. Season Totals	-	571	89-211	42.2	16-60	26.7	53-67	79.1	24	116	140	76	23	17	54	39	247

POSTSEASON GAME BY GAME STATS

Date	Opponent	MIN	FG-A	PCT	3PM-A	PCT	FTM-A	PCT	OFF	DEF	TOT	AST	STL	BLK	TO	PF	PTS
9/15	SEA	26:23	5-10	50.0	0-3	0.0	1-2	50.0	1	9	10	6	1	1	1	2	11
9/17	@CT	30:48	10-14	71.4	3-5	60.0	1-2	50.0	1	9	10	3	2	6	2	3	24
9/19	@CT	25:53	1-3	33.3	1-3	33.3	0-0	-	0	1	1	3	1	1	2	1	3
Postseason Totals	—	83	16-27	59.3	4-11	36.4	2-4	50.0	2	19	21	12	4	8	5	6	38

#5	MARINA MABREY	GUARD	5-11	11/14/96	NOTRE DAME	R-SEASON
----	---------------	-------	------	----------	------------	----------

2019 Regular Season Averages:

G-GS	PPG	RPG	APG	SPG	BPG	MPG	FG%	3FG%	FT%
31-0	4.0	1.2	1.0	0.6	0.2	11.6	34.4	27.3	87.5

	2019 Season Highs	Career Highs	Playoff Career Highs
PTS	14	14, @ CT (6/6/19)	2, @ CT 9/19/19
REB	5	5, vs. WAS (6/19/19)	3, @ CT 9/19/19
AST	5	5, vs. CHI (6/30/19)	1, SEA (9/15/19), two times
STL	3	3, @ MN (6/8/19)	–
BLK	2	2, vs NY (6/14/19)	–
FGM	4	4, @ CT (6/6/19)	1, @ CT 9/19/19
3FGM	3	3, @ CT (6/6/19)	–
FTM	4	4, @ ATL (7/14/19)	–
MINS	28	28, @CT (6/6/19)	7, @ CT 9/19/19



REGULAR SEASON GAME BY GAME STATS (POST ALL-STAR BREAK)

Date	Opponent	MIN	FG-A	PCT	3PM-A	PCT	FTM-A	PCT	OFF	DEF	TOT	AST	STL	BLK	TO	PF	PTS
8/1	LV	1:28	0 - 1	0	0 - 1	0	-	-	0	1	1	0	0	0	1	1	0
8/4	SEA	15:34	3 - 7	42.9	2-5	40.0	2-2	100.0	0	2	2	0	0	1	1	0	10
8/8	PHO	12:35	4 - 8	50.0	1 - 5	20.0	-	-	0	1	1	1	0	0	0	2	9
8/11	CHI	16:12	1 - 5	20.0	1-4	25.0	-	-	0	2	2	0	2	0	0	1	3
8/14	@DAL	2:45	0-2	0	0-1	0	-	-	0	1	1	0	0	0	0	0	0
8/16	@CHI	DNP	CD	-	-	-	-	-	-	-	-	-	-	-	-	-	-
8/20	MIN	2:31	-	-	-	-	-	-	0	0	0	0	0	0	0	0	0
8/22	IND	6:30	1 - 2	50.0	-	-	1 - 2	50.0	0	0	0	2	1	0	0	0	3
8/25	CT	1:08	-	-	-	-	-	-	0	0	0	0	0	0	1	0	0
8/27	@WASH	7:17	0-1	0.0	0-1	0.0	-	-	0	0	0	0	2	0	1	0	0
8/29	@IND	DNP	CD	-	-	-	-	-	-	-	-	-	-	-	-	-	-
8/31	@LV	DNP	CD	-	-	-	-	-	-	-	-	-	-	-	-	-	-
9/3	ATL	14:39	0-3	0.0	0-2	0.0	-	-	0	3	3	1	0	0	2	0	0
9/5	SEA	6:49	2-2	100.0	-	-	-	-	0	1	1	2	0	0	0	2	4
9/8	MIN	6:13	3-4	75.0	2-2	100.0	-	-	0	1	1	0	1	0	1	1	8
Reg. Season Totals	-	355	45-131	34.4	21-77	27.3	14-16	87.5	6	32	38	30	19	7	24	23	125

POSTSEASON GAME BY GAME STATS

Date	Opponent	MIN	FG-A	PCT	3PM-A	PCT	FTM-A	PCT	OFF	DEF	TOT	AST	STL	BLK	TO	PF	PTS
9/15	SEA	2:41	0-0	-	0-0	-	0-0	-	0	0	0	1	0	0	0	0	0
9/17	@CT	DNP	CD	-	-	-	-	-	-	-	-	-	-	-	-	-	-
9/19	@CT	6:51	1-3	33.3	0-0	-	0-0	-	1	2	3	1	0	0	1	1	2
Postseason Totals	–	10	1-3	33.3	0-0	-	0-0	-	1	2	3	2	0	0	1	1	2

#7	MARIA VADEEVA	FORWARD/CENTER	6-4	6/16/98	RUSSIA	2ND SEASON
----	---------------	----------------	-----	---------	--------	------------

2019 Regular Season Averages:

G-GS	PPG	RPG	APG	SPG	BPG	MPG	FG%	3FG%	FT%
15- 1	7.8	3.9	0.7	1.0	0.2	12.0	49.0	31.3	76.9

	2019 Season Highs	Career Highs	Playoff Career Highs
PTS	24	24, at LV 5/26/19	2, at WSH 8/23/18
REB	7	7, Twice	2, vs. SEA 9/15/19
AST	3	3, vs. SEA 8/4/19	2, vs. SEA 9/15/19
STL	3	3, vs. MN 8/20/19	--
BLK	3	3, vs. DAL 6/26/18	1, vs. SEA 9/15/19 (two times)
FGM	11	11, at LV 5/26/19	1, at WSH 8/23/18
3FGM	2	2, 2 Times	--
FTM	0	3, at LV 6/29/18	--
MINS	24	24, at LV 5/26/19	6, vs. SEA 9/15/19



REGULAR SEASON GAME BY GAME STATS (POST ALL-STAR BREAK)

Date	Opponent	MIN	FG-A	PCT	3PM-A	PCT	FTM-A	PCT	OFF	DEF	TOT	AST	STL	BLK	TO	PF	PTS
8/1	LV	9:03	1 - 7	14.3	0 - 1	0	-	-	0	2	2	0	0	0	0	1	2
8/4	SEA	15:16	5-6	83.3	0-0	-	4-4	100.0	2	2	4	3	2	0	2	2	14
8/8	PHO	11:09	2-4	50.0	1 - 2	50.0	-	-	0	1	1	0	0	0	1	3	5
8/11	CHI	11:25	5 - 6	83.3	1-1	100.0	1-1	100.0	2	3	5	0	0	0	2	2	12
8/14	@DAL	10:30	4-7	57.1	0-2	0	1-1	100.0	0	3	3	1	1	0	1	4	9
8/16	@CHI	13:54	1-8	12.5	0-1	0	0	0	2	2	4	0	2	0	2	1	2
8/20	MIN	13:08	2-2	100.0	-	-	1-2	50.0	1	2	3	0	3	0	1	0	5
8/22	IND	12:26	4 - 8	50.0	0 - 1	0.0	-	-	1	6	7	1	1	0	2	1	8
8/25	CT	6:30	1-4	25.0	0-1	0.0	-	-	1	0	1	0	1	0	1	1	2
8/27	@WASH	14:57	5-10	50.0	0-1	0.0	-	-	2	5	7	0	0	0	0	2	10
8/29	@IND	3:35	1-1	100.0	-	-	-	-	0	0	0	0	0	0	0	0	2
8/31	@LV	1:54	0-1	0.0	0	0	0	0	0	0	0	0	0	0	0	0	0
9/3	ATL	13:45	4-10	40.0	1-1	100.0	1-2	50.0	4	4	8	1	1	0	2	2	10
9/5	SEA	17:57	5-10	50.0	0-1	0.0	2-2	100.0	2	6	8	3	2	0	1	1	12
9/8	MIN	DNP	CD	-	-	-	-	-	-	-	-	-	-	-	-	-	-
Reg. Season Totals		-	180	51-104	49.0	5-16	31.3	10-13	76.9	18	40	58	10	15	3	18	117

POSTSEASON GAME BY GAME STATS

Date	Opponent	MIN	FG-A	PCT	3PM-A	PCT	FTM-A	PCT	OFF	DEF	TOT	AST	STL	BLK	TO	PF	PTS
9/15	SEA	6:19	1-2	50.0	0-0	-	0-0	-	0	2	2	2	0	1	1	1	2
9/17	@CT	DNP	CD	-	-	-	-	-	-	-	-	-	-	-	-	-	-
9/19	@CT	5:31	0-2	0.0	0-0	-	0-0	-	0	1	1	0	0	1	1	1	0
Postseason Totals		-	12	1-4	25.0	0-0	0-0	-	0	3	3	2	0	2	2	2	2

2019 Regular Season Averages:

G-GS	PPG	RPG	APG	SPG	BPG	MPG	FG%	3FG%	FT%
34-33	6.0	2.4	1.7	0.8	0.6	25.2	36.7	34.2	85.4

	2019 Season Highs	Career Highs	Playoff Career Highs
PTS	23	23, at ATL 7/23/19	17, at NY 9/22/15
REB	7	12, vs. SEA 6/27/17	9, at. NY 9/10/17
AST	5	6, six times	4 at NY 9/10/17 (3 times)
STL	4	4, two times	4, at NY 9/22/15
BLK	3	3, Three times	1, vs. SEA 9/12/18 (11 times)
FGM	7	8, two times	6, at NY 9/22/15
3FGM	6	6, at ATL 7/23/19	2, vs. SEA 9/12/18 (3 times)
FTM	3	9, vs. SAN 8/28/16	6, vs. MIN 9/17/17 (Twice)
MINS	37:10	40, vs. SEA 5/26/16	33, at NY 9/18/15



REGULAR SEASON GAME BY GAME STATS (POST ALL-STAR BREAK)

Date	Opponent	MIN	FG-A	PCT	3PM-A	PCT	FTM-A	PCT	OFF	DEF	TOT	AST	STL	BLK	TO	PF	PTS
8/1	LV	34:38	0 - 4	0	0 - 4	0	-	-	0	1	1	0	2	1	1	3	0
8/4	SEA	20:21	2-4	50.0	0-0	-	2-2	100.0	0	1	1	1	0	0	1	4	6
8/8	PHO	31:26	1-4	25.0	1-2	50.0	-	-	0	3	3	2	1	1	1	3	3
8/11	CHI	28:21	3-10	30.0	1-4	25.0	1-1	100.0	2	2	4	2	1	0	2	3	8
8/14	@DAL	27:18	3-5	60.0	1-1	100.0	-	-	0	2	2	0	0	1	0	4	7
8/16	@CHI	21:33	6-8	75.0	0-2	0	4-4	100.0	1	2	3	2	1	0	2	5	16
8/20	MIN	16:52	0-4	0.0	0-2	0	-	-	0	1	1	1	1	0	0	1	0
8/22	IND	20:27	3 - 6	50.0	2 - 3	66.7	3 - 3	100.0	2	1	3	1	1	1	1	2	11
8/25	CT	18:54	2-7	28.6	0-2	0.0	1-1	100.0	0	0	0	0	0	0	0	1	5
8/27	@WASH	18:08	0-5	0.0	0-3	0.0	1-2	50.0	0	0	0	0	2	0	0	2	1
8/29	@IND	26:09	0-2	0.0	-	-	-	-	0	2	2	0	0	1	1	6	0
8/31	@LV	31:52	1-4	25.0	-	-	-	-	0	3	3	2	0	0	0	4	2
9/3	ATL	28:46	0-2	0.0	-	-	-	-	1	3	4	3	0	0	1	5	0
9/5	SEA	24:52	2-5	40.0	0-1	0.0	2-2	100.0	0	2	2	2	4	0	0	2	6
9/8	MIN	20:35	0-3	0.0	0-1	0.0	-	-	0	3	3	0	1	0	0	1	0
Reg. Season Totals	-	856	72-196	36.7	25-73	34.2	35-41	85.4	20	63	83	57	26	20	29	91	204

POSTSEASON GAME BY GAME STATS


Date	Opponent	MIN	FG-A	PCT	3PM-A	PCT	FTM-A	PCT	OFF	DEF	TOT	AST	STL	BLK	TO	PF	PTS
9/15	SEA	20:19	2-8	25.0	1-4	25.0	0-0	-	2	0	2	3	0	1	0	3	5
9/17	@CT	20:32	2-5	40.0	1-3	33.3	2-2	100	0	1	1	3	1	1	1	4	7
9/19	@CT	17:54	1-7	14.3	0-2	0.0	4-5	80.0	0	1	1	2	1	1	0	2	6
Postseason Totals	-	59	5-20	25.0	2-9	22.2	6-7	85.7	2	2	4	8	2	3	1	9	18

#12	CHELSEA GRAY	GUARD	5-11	10/8/92	DUKE	4TH SEASON
-----	--------------	-------	------	---------	------	------------

2019 Regular Season Averages:

G-GS	PPG	RPG	APG	SPG	BPG	MPG	FG%	3FG%	FT%
34-34	14.5	3.8	5.9	1.0	0.1	32.8	41.8	38.2	91.7

	2019 Season Highs	Career Highs	Playoff Career Highs
PTS	30	30, at IND 8/29/19	27, at MIN 9/24/17
REB	10	10, vs. WAS 7/7/19	6, vs. PHO 9/14/17
AST	13	13, vs WAS 7/7/19	9, vs. MIN 10/1/17
STL	5	6, at MN 5/20/18	3, at MIN 10/4/17 (three times)
BLK	2	3, at Chi 6/17/18	2, vs. MIN 9/29/17
FGM	11	11, at NY 8/14/18	10, at MIN 9/24/17
3FGM	7	7, at IND 8/29/19	4, at MIN 9/24/17 (3 times)
FTM	6	6, vs MIN 9/6/16	6, at MIN 10/9/16
MINS	41:03	48, at CHI 8/18/17	38, vs. PHO 9/14/17



REGULAR SEASON GAME BY GAME STATS (POST ALL-STAR BREAK)

Date	Opponent	MIN	FG-A	PCT	3PM-A	PCT	FTM-A	PCT	OFF	DEF	TOT	AST	STL	BLK	TO	PF	PTS
8/1	LV	35:06	7 - 17	41.2	1 - 4	25.0	1 - 1	100.0	0	3	3	10	0	0	3	2	16
8/4	SEA	35:44	3 - 8	37.5	3 - 6	50.0	1 - 2	50.0	1	1	2	8	1	0	4	0	10
8/8	PHO	34:04	4 - 13	30.8	0 - 3	0	2 - 3	66.7	0	3	3	5	2	0	5	2	10
8/11	CHI	34:23	10 - 20	50.0	3 - 5	60.0	3 - 3	100.0	2	2	4	6	1	0	7	1	26
8/14	@DAL	37:21	8 - 18	44.4	1 - 4	25.0	5 - 5	100.0	0	1	1	7	0	0	7	1	22
8/16	@CHI	39:19	8 - 17	47.1	2 - 5	40.0	7 - 7	100.0	0	5	5	5	0	0	3	1	25
8/20	MIN	35:37	5 - 12	41.7	3 - 5	60.0	4 - 4	100.0	0	4	4	2	2	0	2	1	17
8/22	IND	25:20	4 - 9	44.4	2 - 4	50.0	-	-	0	4	4	4	0	0	4	2	10
8/25	CT	35:50	5 - 13	38.5	1 - 5	20.0	1 - 1	100.0	0	5	5	6	1	0	3	1	12
8/27	@WASH	27:49	4 - 11	36.0	2 - 3	66.7	2 - 3	66.7	1	3	4	7	0	0	2	2	12
8/29	@IND	37:48	11 - 21	52.4	7 - 9	77.8	1 - 1	100.0	0	2	2	9	0	0	4	3	30
8/31	@LV	38:33	3 - 13	23.1	1 - 4	25.0	3 - 4	74.0	0	4	4	7	0	0	1	2	10
9/3	ATL	40:00	7 - 15	46.7	1 - 5	20.0	-	-	0	2	2	4	3	1	4	1	15
9/5	SEA	27:19	6 - 12	50.0	0 - 4	0.0	-	-	0	1	1	9	0	0	3	1	12
9/8	MIN	27:03	7 - 13	53.8	0 - 1	0.0	-	-	1	5	6	8	0	0	4	0	14
Reg. Season Totals	-	1108	188-452	41.6	50-131	38.2	66-72	91.7	14	114	128	202	33	3	108	49	492

POSTSEASON GAME BY GAME STATS

Date	Opponent	MIN	FG-A	PCT	3PM-A	PCT	FTM-A	PCT	OFF	DEF	TOT	AST	STL	BLK	TO	PF	PTS
9/15	SEA	31:49	8 - 16	50.0	4 - 7	57.1	1 - 1	100	0	3	3	8	1	0	2	1	21
9/17	@CT	35:59	2 - 8	25.0	0 - 1	0.0	0 - 0	-	1	3	4	4	0	0	5	3	4
9/19	@CT	32:31	5 - 12	41.7	0 - 1	0.0	0 - 1	0.0	0	4	4	5	3	1	2	2	10
Postseason Totals	—	101	15-36	45.5	4-9	44.4	1-2	50.0	1	10	11	17	4	1	9	6	35

2019 Regular Season Averages:

G-GS	PPG	RPG	APG	SPG	BPG	MPG	FG%	3FG%	FT%
32-14	9.6	5.8	0.8	1.0	0.7	21.8	49.4	25.0	80.9

	2019 Season Highs	Career Highs	Playoff Career Highs
PTS	26	30, vs. SEA 6/15/18	10, @ CT 9/19/19
REB	14	17, vs. NY 6/29/14	5, @ CT 9/19/19
AST	4	4, vs. NY 6/14/19	2, vs. SEA 9/15/19
STL	3	4, two times	2, vs. PHX 8/23/18
BLK	2	7, vs. DAL 7/20/16	2, @CT 9/17/19
FGM	9	13, vs. SEA 6/15/18	4, @ CT 9/19/19
3FGM	1	1, Twice	–
FTM	8	8, Twice	–
MINS	36	40, two times	19, vs. Phx 8/23/18



REGULAR SEASON GAME BY GAME STATS (POST ALL-STAR BREAK)

Date	Opponent	MIN	FG-A	PCT	3PM-A	PCT	FTM-A	PCT	OFF	DEF	TOT	AST	STL	BLK	TO	PF	PTS
8/1	LV	DND	JAW	-	-	-	-	-	-	-	-	-	-	-	-	-	-
8/4	SEA	DND	JAW	-	-	-	-	-	-	-	-	-	-	-	-	-	-
8/8	PHO	11:20	1-5	20.0	-	-	-	-	1	1	2	0	2	0	2	5	2
8/11	CHI	13:01	0-4	0	-	-	2-2	100.0	1	1	2	0	2	1	2	2	2
8/14	@DAL	11:21	0-1	0	-	-	-	-	1	1	2	0	0	0	1	1	0
8/16	@CHI	12:53	2-6	33.3	-	-	1-2	50.0	2	0	2	0	1	0	1	3	5
8/20	MIN	16:12	1-2	50.0	-	-	3-4	75.0	1	2	3	1	1	0	3	2	5
8/22	IND	16:23	7 - 8	87.5	-	-	1 - 2	50.0	0	1	1	1	1	0	0	4	15
8/25	CT	12:07	2-4	50.0	-	-	1-1	100.0	1	4	5	0	0	1	2	3	5
8/27	@WASH	18:13	1-4	25.0	-	-	-	-	1	0	1	0	0	0	1	2	2
8/29	@IND	4:58	-	-	-	-	-	-	0	2	2	0	0	0	1	4	0
8/31	@LV	17:48	4-6	66.7	0-1	0.0	1-1	100.0	2	1	3	1	1	0	0	5	9
9/3	ATL	27:06	7-10	70.0	-	-	3-4	75.0	4	6	10	0	0	1	3	5	17
9/5	SEA	14:06	5-6	83.3	-	-	2-2	100.0	0	5	5	0	0	1	0	2	12
9/8	MIN	17:56	4-7	57.1	-	-	1-1	100.0	2	4	6	0	2	0	1	5	9
Reg. Season Totals	-	697	125-253	49.4	1-4	25.0	55-68	80.9	81	103	184	25	33	23	42	110	306

POSTSEASON GAME BY GAME STATS

Date	Opponent	MIN	FG-A	PCT	3PM-A	PCT	FTM-A	PCT	OFF	DEF	TOT	AST	STL	BLK	TO	PF	PTS
9/15	SEA	16:56	3-4	75.0	0-0	-	0-0	-	4	0	4	2	0	0	1	3	6
9/17	@CT	15:17	1-4	25.0	0-0	-	2-2	100	1	1	2	0	1	2	0	4	4
9/19	@CT	14:46	4-6	66.7	0-0	-	2-3	66.7	2	3	5	0	0	0	2	3	10
Postseason Totals	–	47	8-14	57.1	0-0	-	4-5	80.0	7	4	11	2	1	2	3	10	20

#21	KALANI BROWN	CENTER	6-7	03/21/97	BAYLOR	R-SEASON
-----	--------------	--------	-----	----------	--------	----------

2019 Regular Season Averages:

G-GS	PPG	RPG	APG	SPG	BPG	MPG	FG%	3FG%	FT%
28-0	5.1	3.5	0.6	0.3	0.8	13.5	47.8	-	78.3

	2018 Season Highs	Career Highs	Playoff Career Highs
PTS	12	12, Twice	6, vs. SEA 9/15/19
REB	8	8, at ATL 7/23/19	—
AST	2	2, Twice	1, vs. SEA 9/15/19
STL	1	1, Four Times	—
BLK	3	3, @CHI 6/30/19	—
FGM	6	6, @ ATL (7/14/19)	3, vs. SEA 9/15/19
3FGM	--	--	—
FTM	4	4, vs. LV (6/27/19)	—
MINs	22:30	22:30, vs. LV (6/27/19)	6, @ CT 9/19/19



REGULAR SEASON GAME BY GAME STATS (POST ALL-STAR BREAK)

Date	Opponent	MIN	FG-A	PCT	3PM-A	PCT	FTM-A	PCT	OFF	DEF	TOT	AST	STL	BLK	TO	PF	PTS
8/1	LV	12:33	3- 5	60.0	-	-	1-1	100.0	3	1	4	0	0	2	1	2	7
8/4	SEA	10:12	2-3	66.7	-	-	-	-	0	2	2	1	0	1	2	3	4
8/8	PHO	DNP	CD	-	-	-	-	-	-	-	-	-	-	-	-	-	-
8/11	CHI	DNP	CD	-	-	-	-	-	-	-	-	-	-	-	-	-	-
8/14	@DAL	DNP	CD	-	-	-	-	-	-	-	-	-	-	-	-	-	-
-8/16	@CHI	DNP	CD	-	-	-	-	-	-	-	-	-	-	-	-	-	-
8/20	MIN	DNP	CD	-	-	-	-	-	-	-	-	-	-	-	-	-	-
8/22	IND	10:45	3- 4	75.0	-	-	4- 6	66.7	1	3	4	1	1	1	0	0	10
8/25	CT	1:08	-	-	-	-	-	-	0	0	0	0	0	0	0	0	0
8/27	@WASH	7:30	0-1	0.0	-	-	4-4	100.0	0	3	3	1	0	0	0	1	4
8/29	@IND	16:19	3-6	50.0	-	-	1-1	100.0	2	2	4	0	1	2	1	3	7
8/31	@LV	16:31	3-5	60.0	-	-	0-1	-	1	2	3	1	0	1	1	3	6
9/3	ATL	6:51	1-3	33.3	-	-	-	-	1	2	3	0	0	1	0	2	2
9/5	SEA	5:39	3-4	75.0	-	-	2-3	66.7	0	2	2	1	0	0	0	0	8
9/8	MIN	14:58	1-4	25.0	0-1	0.0	-	-	0	2	2	1	2	0	1	0	2
Reg. Season Totals	-	377	54-113	47.8	0-1	0.0	36-46	78.3	34	64	98	17	9	22	29	47	144

POSTSEASON GAME BY GAME STATS

Date	Opponent	MIN	FG-A	PCT	3PM-A	PCT	FTM-A	PCT	OFF	DEF	TOT	AST	STL	BLK	TO	PF	PTS
9/15	SEA	2:41	3-3	100	0-0	-	0-0	-	0	0	0	1	0	0	0	0	6
9/17	@CT	DNP	CD	-	-	-	-	-	-	-	-	-	-	-	-	-	-
9/19	@CT	5:31	1-1	100	0-0	-	1-2	50.0	0	0	0	0	0	0	1	1	3
Postseason Totals	—	9	4-4	100	0-0	-	1-2	50.0	0	0	0	1	0	0	1	1	9

2019 Regular Season Averages:

G-GS	PPG	RPG	APG	SPG	BPG	MPG	FG%	3FG%	FT%
32-16	4.8	1.3	1.8	0.5	0.3	20.6	38.5	36.6	100.0

	2019 Season Highs	Career Highs	Playoff Career Highs
PTS	12	22 vs WAS 5/19/17	9, vs. SEA 9/15/19
REB	4	4 vs. CT 5/31/19	4, @CT 9/17/19
AST	6	6, at NY 7/20/19	2, @CT 9/17/19
STL	4	4, at ATL 7/23/19	1, vs. SEA 9/15/19
BLK	1	1, 9 times	--
FGM	4	8 vs WAS 5/19/17	3, vs. SEA 9/15/19
3FGM	3	6 vs WAS 5/19/17	3, vs. SEA 9/15/19
FTM	2	3, vs. NY 8/4/17	4, @CT 9/17/19
MINS	30	30 vs CT 5/31/19	24, vs. SEA 9/15/19



REGULAR SEASON GAME BY GAME STATS (POST ALL-STAR BREAK)

Date	Opponent	MIN	FG-A	PCT	3PM-A	PCT	FTM-A	PCT	OFF	DEF	TOT	AST	STL	BLK	TO	PF	PTS
8/1	LV	28:05	3 - 4	75.0	3 - 4	75.0	-	-	0	0	0	3	0	0	0	2	9
8/4	SEA	28:04	1-2	50.0	1-2	50.0	-	-	0	1	1	3	0	0	0	0	3
8/8	PHO	29:23	4-4	100.0	3-3	100.0	1-1	100.0	0	0	0	2	1	0	0	1	12
8/11	CHI	26:33	3-5	60.0	1-3	33.3	-	-	0	2	2	2	0	0	2	2	7
8/14	@DAL	29:46	3-6	50.0	3-4	75.0	-	-	0	0	0	3	0	0	0	1	9
8/16	@CHI	28:14	1-7	14.3	0-3	0	-	-	0	0	0	5	0	0	0	1	2
8/20	MIN	29:05	2-6	33.3	0-3	0	-	-	0	0	0	2	0	0	1	1	4
8/22	IND	16:23	1-1	100.0	1-1	100.0	1-1	100.0	0	3	3	2	0	0	1	2	4
8/25	CT	20:19	2-2	100.0	2-2	100.0	-	-	0	2	2	3	0	0	1	2	6
8/27	@WASH	20:07	0-2	0.0	0-2	0.0	2-2	100.0	2	1	3	2	0	0	4	0	2
8/29	@IND	13:16	2-3	66.7	1-2	50.0	2-2	100.0	0	1	1	2	0	0	0	1	7
8/31	@LV	13:50	0-4	0.0	0-3	0.0	-	-	0	1	1	1	0	0	0	0	0
9/3	ATL	16:15	0-4	0.0	0-3	0.0	-	-	0	2	2	0	1	0	2	1	0
9/5	SEA	20:30	2-4	50.0	1-3	33.3	1-1	100.0	0	1	1	3	1	1	0	0	6
9/8	MIN	25:23	3-8	37.5	0-3	0.0	-	-	0	2	2	3	2	1	1	0	6
Reg. Season Total	-	659	55-143	38.5	34-93	36.6	9-9	100.0	5	37	42	57	15	8	32	27	153

POSTSEASON GAME BY GAME STATS

Date	Opponent	MIN	FG-A	PCT	3PM-A	PCT	FTM-A	PCT	OFF	DEF	TOT	AST	STL	BLK	TO	PF	PTS
9/15	SEA	23:34	3-6	50.0	3-5	60.0	0-0	-	0	2	2	0	1	0	1	0	9
9/17	@CT	17:17	2-6	33.3	0-4	0.0	4-4	100	0	2	2	2	0	0	0	1	8
9/19	@CT	18:32	0-2	0.0	0-0	-	0-0	-	0	0	0	0	1	0	1	0	0
Postseason Totals	—	60	5-14	35.7	3-9	33.3	4-4	100	0	4	4	2	2	0	2	1	17

2019 Regular Season Averages:

G-GS	PPG	RPG	APG	SPG	BPG	MPG	FG%	3FG%	FT%
32-32	16.1	8.8	1.8	1.9	0.5	27.9	51.0	33.8	82.8

	2019 Season Highs	Career Highs	Playoff Career Highs
PTS	31	38 vs. ATL 6/30/16	27, vs. CHI 9/28/16
REB	15	20, at IND 7/12/12	14, vs. PHO 9/19/13
AST	5	8, Twice	6, vs. CHI 10/28/16
STL	6	6, Twice	4, at CHI 10/4/16
BLK	2	5 vs. ATL 6/30/16	3, at CHI 10/4/16
FGM	11	13 vs. ATL 6/30/16	11, vs. CHI 9/28/16
3FGM	5	5 vs. WAS 7/7/19	2, vs. MIN 10/14/16
FTM	5	14 vs. WAS, 9/3/15	7, vs. MIN 8/21/18(Twice)
MINS	36:35	47 vs. CHI 8/18/17	38, at MIN 9/18/15



REGULAR SEASON GAME BY GAME STATS (POST ALL-STAR BREAK)

Date	Opponent	MIN	FG-A	PCT	3PM-A	PCT	FTM-A	PCT	OFF	DEF	TOT	AST	STL	BLK	TO	PF	PTS
8/1	LV	30:24	8 - 15	53.3	1 - 3	33.3	2 - 2	100.0	1	10	11	1	2	0	1	3	19
8/4	SEA	29:48	6-12	50.0	0-2	0.0	1-2	50.0	1	9	10	1	3	2	0	1	13
8/8	PHO	27:17	9-13	69.2	2-4	50.0	4-4	100.0	2	5	7	3	2	0	1	3	24
8/11	CHI	28:35	8-13	61.5	0-1	0	1-2	50.0	1	11	12	1	1	0	3	3	17
8/14	@DAL	32:26	8-14	57.1	0-2	0	5-6	83.3	2	7	9	2	3	2	2	2	21
8/16	@CHI	23:34	6-10	60.0	0-1	0	4-6	66.7	1	6	7	1	2	0	3	6	16
8/20	MIN	23:48	3-8	37.5	0-1	0	2-2	100.0	2	6	8	4	2	0	2	1	8
8/22	IND	20:38	7 -16	43.8	0 -1	0.0	3 - 3	100.0	5	2	7	3	5	0	0	1	17
8/25	CT	30:41	6-9	66.7	0-2	0.0	4-4	100.0	1	7	8	2	4	0	2	2	16
8/27	@WASH	25:02	5-12	41.7	-	-	0-1	0.0	3	3	6	1	0	0	1	1	10
8/29	@IND	26:30	9-13	69.2	-	-	2-3	66.7	2	6	8	1	2	0	1	4	20
8/31	@LV	11:38	4-8	50.0	-	-	-	-	1	6	7	0	0	1	0	3	8
9/3	ATL	DNP	REST	-	-	-	-	-	-	-	-	-	-	-	-	-	-
9/5	SEA	17:20	6-10	60.0	0-1	0.0	2-2	100.0	3	7	10	0	0	0	0	0	14
9/8	MIN	23:17	6-7	85.7	-	-	-	-	1	1	2	2	1	0	1	2	12
Reg. Season Total	-	892	207-406	51.0	23-68	33.8	77-93	82.8	73	209	282	58	60	15	58	92	514

POSTSEASON GAME BY GAME STATS

Date	Opponent	MIN	FG-A	PCT	3PM-A	PCT	FTM-A	PCT	OFF	DEF	TOT	AST	STL	BLK	TO	PF	PTS
9/15	SEA	27:40	6-12	50.0	0-1	0.0	5-6	83.3	3	3	6	0	2	0	1	0	17
9/17	@CT	33:55	9-13	69.2	1-1	100	1-1	100	2	8	10	3	1	0	5	2	20
9/19	@CT	28:19	7-9	77.8	1-1	100	3-4	75.0	1	6	7	4	0	1	1	2	18
Postseason Totals	—	90	22-34	64.7	2-3	66.7	9-11	81.8	6	17	23	7	3	1	7	4	55