

LOS ANGELES SPARKS 2019 PLAYOFF GAME NOTES



No. 3 Los Angeles Sparks vs. No. 2 Connecticut Sun

September 17, 2019

WNBA Semifinals

Mohegan Sun Arena | 3:30 pm (PT) | ESPN2



PRESEASON SCHEDULE

Date	Opponent	Time/Result	Record
5/11	at Phoenix*	L, 75-82	N/A
5/17	SEATTLE*	W, 92-85	N/A

REGULAR SEASON SCHEDULE

Date	Opponent	Time/Result	Record
5/26	at Las Vegas	L, 70-83	0-1
5/31	CONNECTICUT	W, 77-70	1-1
6/4	at New York	W, 78-73	2-1
6/6	at Connecticut	L, 89-77	2-2
6/8	at Minnesota	W, 89-85	3-2
6/14	at Phoenix	W, 85-68	4-2
6/15	NEW YORK	L, 92-98	4-3
6/18	WASHINGTON	L, 81-52	4-4
6/21	at Seattle	L, 84-62	4-5
6/23	at Phoenix	L, 82-72	4-6
6/27	LAS VEGAS	W, 86-74	5-6
6/30	CHICAGO	W, 94-69	6-6
7/7	WASHINGTON	W, 98-81	7-6
7/9	at Dallas	L, 74-62	7-7
7/12	at Indiana	W, 90-84	8-7
7/14	at Atlanta	W(OT), 76-71	9-7
7/18	DALLAS	W, 69-64	10-7
7/20	at New York	L, 83-78	10-8
7/23	at Atlanta	W, 78-66	11-8
8/1	LAS VEGAS	W, 76-68	12-8
8/4	SEATTLE	W, 83-75	13-8
8/8	PHOENIX	W, 84-74	14-8
8/11	CHICAGO	W, 84-81	15-8
8/14	at Dallas	L, 84-78	15-9
8/16	at Chicago	L, 91-81	15-10
8/20	MINNESOTA	W, 81-71	16-10
8/22	INDIANA	W, 98-65	17-10
8/25	CONNECTICUT	W, 84-72	18-10
8/27	at Washington	L, 95-66	18-11
8/29	at Indiana	W, 87-83	19-11
8/31	at Las Vegas	L, 92-86	19-12
9/3	ATLANTA	W, 70-60	20-12
9/5	SEATTLE	W, 102-68	21-12
9/8	MINNESOTA	W, 77-68	22-12

* = Preseason

All times listed are Pacific Time

CONTACT INFORMATION

Eli Horowitz

Director, Public Relations and Communications
ehorowitz@la-sparks.com
(847) 644-9932

Natalie Gilmore

Coordinator, Public Relations and Communications
ngilmore@la-sparks.com



@LA_Sparks



@LA_Sparks



Los Angeles Sparks

DURING THE REGULAR SEASON

G		12		CHELSEA GRAY						5'11"		170 LBS			
GP/GS	34/34	PPG	14.5	RPG	3.8	APG	5.9	SPG	1.0	FG%	41.6	3FG%	38.2	MPG	32.6

In the third quarter against the Fever on Aug. 29, the 2019 All-Star starter tied the second most points in a quarter in WNBA history and the most points in a quarter in franchise history with 20. She hit five 3-pointers in the quarter to tie for the most in WNBA history and franchise history. Gray also tied Riquana Williams' franchise record with seven made 3-pointers in a game on Aug. 29. The 2019 All-Star starter recorded her 500th career assist against the Liberty on June 4. Gray also eclipsed the 1500-point career milestone. Gray passed Tina Thompson with 1,569 points and entered the top-10 in Sparks scoring history on June 18. The guard recorded a triple-double (13 PT, 13 AST and 10 REB) on July 7, the eighth in WNBA history. This stat line also included a career high in assists and rebounds. Gray has reached double-figures 28 times this season and in each of the last 20 games.

G	2	RIQUANA WILLIAMS					5'7"		165 LBS						
GP/GS	23/14	PPG	12.3	RPG	2.6	APG	1.6	SPG	1.1	FG%	38.4	3FG%	39.1	MPG	25.8

In the loss against the Aces on Aug. 31, Williams dropped a season-high 37 points and tied the franchise record with seven made 3-pointers. She has reached double-digit scoring 12 times this season in 23 appearances. Williams recorded the Sparks single game record for most 3-pointers made with seven, on June 24, 2018. Chelsea Gray tied that record on Aug. 29, 2019 and Williams tied that same record on Aug. 31, 2019. The Sparks are 11-3 with Williams in the starting lineup, and she is averaging 15.2 points per game throughout the last 14 games.

G/F		10		TIERRA RUFFIN-PRATT				5'11"		180 LBS					
GP/GS	34/33	PPG	6.0	RPG	2.4	APG	1.7	SPG	0.8	FG%	36.7	3FG%	34.2	MPG	25.2

Before the 2019 WNBA Draft, the Sparks signed free agent guard Tierra Ruffin-Pratt, who played six seasons with the Washington Mystics and helped them reach the 2018 WNBA Finals. The veteran is averaging 6.0 points per game in her sixth season in the WNBA and is shooting 34.2% from the 3-point line. TRP recorded a career high of 23 points against the Atlanta Dream on July 23, sinking a career-high six 3-pointers.

F/C	3	CANDACE PARKER					6'4"	175 LBS		
GP/GS	22/22	PPG 11.2	RPG 6.4	APG 3.5	SPG 1.0	FG% 42.2	3FG% 26.7	MIN 26.0		

Parker was named WNBA Player of the Week for her second time this season, averaging 17.3 PPG, 9.0 RPG, 3.7 APG to help the Sparks finish the regular season with wins over Atlanta, Seattle, and Minnesota for the week ending in Sept. 8. The veteran has reached double-figures 13 times this season and posted four double-doubles. Parker passed Swin Cash to earn 17th in All-Time Scoring with 5,123 career points on June 23. In her first game back from her second injury of the 2019 season, Parker recorded 16 points and 7 rebounds on Aug. 1 against the Aces and was named player of the week for the week ending Sunday Aug. 4. On Aug. 25, she dished out five assists to put her at 1,209 career assists, becoming 15th all-time in the WNBA. Parker passed Taj McWilliams-Franklin for 15th all-time in field goals made in WNBA history on Aug. 29.

F	30	NNEKA OGWUMIKE						6'2"	174 LBS						
GP/GS	32/32	PPG	16.1	RPG	8.8	APG	1.8	SPG	1.9	FG%	51.0	3FG%	33.8	MPG	27.9

Nneka Ogumike is first in the WNBA in defensive rating, fifth in total steals and fourth in rebounds per game. She's tied for second in defensive win shares and ranks third in offensive win shares, making her the only player in the top 3 in both categories. The six-time All-Star and 2016 MVP's 8.8 rebounds per game currently ranks fourth in the league. Ogumike has recorded twelve double-doubles this season, good for third most in the WNBA. She posted a career high in 3-pointers made, with five, on July 7 against the Mystics alongside 31 points and 10 rebounds. Against the Fever on July 12, Ogumike tied her career high with six steals. Ogumike has won two Player of the Week honors this season and won Player of the Month honors for the month of July. On August 27, she passed DeLisha Milton-Jones to become the third leading scorer in Sparks history behind Candace Parker (2nd) and Lisa Leslie (1st).

PLAYER UPDATES			
NUM.	PLAYER	POS.	UPDATE

WHERE DID YOU COME FROM?

NUM.	PLAYER	HOW ACQUIRED
0	Alana Beard	Free agent (2012)
1	Alexis Jones	Trade (2019)
2	Riquna Williams	Trade (2016)
3	Candace Parker	Draft (2008)
5	Marina Mabrey	Draft (2019)
7	Maria Vadeeva	Draft (2018)
10	Tierra Ruffin-Pratt	Free agent (2019)
12	Chelsea Gray	Trade (2016)
13	Chiney Ogwumike	Trade (2019)
21	Kalani Brown	Draft (2019)
24	Sydney Wiese	Draft (2017)
30	Nneka Ogwumike	Draft (2012)

PLAYOFF MILESTONE WATCH

PLAYER	MILESTONE (CURRENT)
Candace Parker	1000 points (840) 500 rebounds (412)
Nneka Ogwumike	500 points (450) 300 rebounds (249)
Chelsea Gray	300 points (256) 100 assists (96)

REGULAR SEASON MILESTONE WATCH

PLAYER	MILESTONE (CURRENT)
Candace Parker	5500 points (5360) 1300 assists (1230) 3000 rebounds (2688) 550 blocks (518)
Nneka Ogwumike	4500 points (4079) 2000 rebounds (1934) 500 assists (467) 400 steals (386)
Chiney Ogwumike	2000 points (1649) 900 rebounds (896)
Chelsea Gray	2000 points (1929) 700 assists (691) 500 rebounds (493)

PRONOUNCIATION

PLAYER/COACH	PRONOUNCIATION
Alana Beard	ah-LAY-nah
Kalani Brown	kuh-lah-NEE
Chiney Ogwumike	shih-NAY Oh-gwoo-MIH-kay
Nneka Ogwumike	NEH-kuh Oh-gwoo-MIH-kay
Tierra Ruffin-Pratt	Tee-air-rah
Maria Vadeeva	Vuh-DEE-vuh
Sydney Wiese	WEECE (rhymes with REESE)
Riquna Williams	rih-QUAHN-uh

COACHING STAFF

NAME	ROLE
Derek Fisher	Head Coach
Latricia Trammell	Assistant Coach
Fred Williams	Assistant Coach
Jamal "Dash" Lovell	Player Development Coach
Courtney Watson	Athletic Trainer
Kelly Dormandy	Strength and Conditioning Coach
Rachel Schrote	Video Coordinator

SPARKS IN SEMIFINALS

The Los Angeles Sparks travel to the Connecticut Sun on Tuesday night to kick off the semifinal playoff series. The Sparks won two out of three contests against the Sun during the regular season and one of the two contests at Mohegan Sun Arena.

In the 2019 postseason so far, Candace Parker recorded her 17th playoff double-double with 11 points and 10 rebounds. She ranks fourth all-time in that category. Sydney Wiese notched a playoff career-high nine points on three 3-pointers. Parker's stat line moved her to third in blocks (77), fourth in steals (72), sixth in rebounds (412) and 14th in assists (157) in WNBA playoffs history. Three Sparks players made at least three 3-pointers, tied for second-most in WNBA playoffs history.

CP

The WNBA announced that Los Angeles Sparks forward/center Candace Parker won Player of the Week honors for the week ending Sept. 8. On Sept. 3, Parker led a Sparks team that was resting Nneka Ogwumike to a 70-60 win over the Atlanta Dream. She had a double-double with 21 points, 11 rebounds, six assists and two blocks. She followed up that performance by scoring 20 points and grabbing nine rebounds to help the Sparks beat the Storm 102-68, tied for the second largest margin of victory in franchise history. She ended the week with 11 points, seven rebounds and three assists in limited minutes as the Sparks completed a season sweep of the Minnesota Lynx on Sept. 8.

BAY WATCH

With Riquna "Bay" Williams in the starting lineup, the Sparks were 11-3 in the regular season. She averaged 15.2 points per game throughout the last 14 games of the regular season. The Sparks were without her ability to shoot from distance for the more than half of August. Williams is second the league in 3-point field goals made from above the break per game and ranks eighth in the WNBA in 3-point percentage at 39.1. Williams is not only an offensive threat to opponents, Coach Fisher makes that clear in his post-game press conferences where he compliments her ability to "get after it" on defense.

MADAM PRESIDENT

In the first seven seasons of her career, Ogwumike has averaged a hair over nine double-doubles per season. In 32 appearances this season, Ogwumike has 12 double-doubles and scored in double-figures 27 times, including 19 of her last 21 games. She won Player of the Month for the month of July and has won two Player of the Week honors during the 2019 season. Ogwumike is first in the WNBA in defensive rating, fifth in total steals and fourth in rebounds per game. She's tied for second in defensive win shares and ranks third in offensive win shares, making her the only player in the top 3 in both categories.

THE CHELSEA GRAY SHOW

Chelsea Gray scored a career-high 30 points on a record-setting night to help the Sparks overcome a 13-point deficit and earn a hard-fought 87-83 win in Indiana on Aug 29. Down by nine at the half, Gray scored 20 points in the third quarter and sunk five 3-pointers in the period, setting franchise records for 3's and points in a quarter. The offensive explosion tied her for the most 3's in a quarter in WNBA history and the second most points in a quarter in WNBA history. Gray finished the night with seven 3-pointers, tied for the most in Sparks franchise history. She now sits at 13th in 3-point percentage in the WNBA.

COACH D-FISH

In Coach Fisher's first season in the WNBA, he led the Sparks to a 22-12 record. The Sparks are in contention for the title despite key players such as Candace Parker, Alana Beard, Maria Vadeeva and Riquna Williams missing a combined 73 games. Fisher led the team to a 5-2 record in July despite being down to eight active players and having to sign Karlie Samuelson to a seven-day contract.

2019 LOS ANGELES SPARKS ROSTER

NUM.	PLAYER	POS.	HT.	YRS OF EXP.	DOB	COLLEGE
0	Alana Beard	G/F	5'11"	13	05/14/82	Duke
1	Alexis Jones	G	5'9"	2	05/08/94	Baylor
2	Riquna Williams	G	5'7"	6	05/28/90	Miami (Fla.)
3	Candace Parker	F/C	6'4"	11	04/19/86	Tennessee
5	Marina Mabrey	G	5'11"	R	11/14/96	Notre Dame
7	Maria Vadeeva	F/C	6'4"	1	07/16/98	Russia
10	Tierra Ruffin-Pratt	G/F	5'11"	6	04/11/91	North Carolina
12	Chelsea Gray	G	5'11"	4	10/08/92	Duke
13	Chiney Ogwumike	F/C	6'4"	3	03/22/92	Stanford
21	Kalani Brown	C	6'7"	R	03/21/97	Baylor
24	Sydney Wiese	G	6'0"	2	06/16/95	Oregon State
30	Nneka Ogwumike	F	6'2"	7	07/02/90	Stanford

2019 LA SPARKS ROSTER



ALANA BEARD
Position: G/F
Height: 5'11"
DOB: 5/14/82
College: Duke



ALEXIS JONES
Position: G
Height: 5'9"
DOB: 5/8/94
College: Baylor



RIQUANA WILLIAMS
Position: G
Height: 5'7"
DOB: 5/28/90
College: Miami



CANDACE PARKER
Position: F/C
Height: 6'4"
DOB: 4/19/86
College: Tennessee



MARINA MABREY
Position: G
Height: 5'11"
DOB: 9/14/96
College: Notre Dame



MARIA VADEEVA
Position: F/C
Height: 6'4"
DOB: 7/16/98
College: Russia



TIERRA RUFFIN-PRATT
Position: G/F
Height: 5'11"
DOB: 4/11/91
College: North Carolina



CHELSEA GRAY
Position: G
Height: 5'11"
DOB: 10/8/92
College: Duke



CHINEY OGWUMIKE
Position: F/C
Height: 6'4"
DOB: 3/22/92
College: Stanford



KALANI BROWN
Position: C
Height: 6'7"
DOB: 3/21/97
College: Baylor



SYDNEY WIESE
Position: G
Height: 6'0"
DOB: 6/16/95
College: Oregon State




NNEKA OGWUMIKE
Position: F
Height: 6'2"
DOB: 7/2/90
College: Stanford

COACHING STAFF



DEREK FISHER
HEAD COACH



FRED WILLIAMS
ASSISTANT COACH



LATRICA TRAMMELL
ASSISTANT COACH



JAMAL LOVELL
PLAYER
DEVELOPEMENT
COACH



COURTNEY WATSON
DIRECTOR OF
SPORTS MEDICINE/
HEAD ATHLETIC
TRAINER



KELLY DORMANDY
STRENGTH &
CONDITIONING
COACH

YEAR OVER YEAR PLAYER PLAYOFF STATS

ALANA BEARD

Year-Team	GP	GS	MIN	-Field Goals-			-3-Pointers-			-Free Throws-			-Rebounds-			AST	STL	BLK	PF	PTS	-Averages-		
				FGM	FGA	PCT	3FGM	3FGA	PCT	FTM	FTA	PCT	OFF	DEF	TOT						PPG	RPG	APG
2004-WAS	3	3	102	18	41	.439	1	4	.250	13	13	1.000	2	13	15	9	6	8	8	50	16.7	5.0	3.0
2006-WAS	2	2	64	10	36	.278	1	5	.200	9	10	.900	2	8	10	2	6	2	6	30	15.0	5.0	1.0
2009-WAS	2	2	54	8	26	.308	1	8	.125	2	3	.667	1	3	4	5	2	0	6	19	9.5	2.0	2.5
2012-LAS	4	4	136	28	57	.491	0	7	.000	10	17	.588	1	8	9	14	7	1	11	66	16.5	2.3	3.5
2013-LAS	3	3	93	11	27	.407	0	1	.000	5	5	1.000	5	8	13	1	3	2	6	27	9.0	4.3	0.3
2014-LAS	2	2	48	6	16	.375	0	1	.000	0	0	.000	2	7	9	2	2	0	8	12	6.0	4.5	1.0
2015-LAS	3	3	105	8	24	.333	0	3	.000	3	4	.750	5	8	13	5	5	2	10	19	6.3	4.3	1.7
2016-LAS	9	9	280	31	68	.456	3	6	.500	7	9	.778	11	23	34	33	10	4	23	72	8.0	3.8	3.7
2017-LAS	8	8	260	26	51	.510	0	3	.000	4	8	.500	7	22	29	7	13	2	25	56	7.0	3.6	0.9
2018-LAS	2	2	53	4	9	.444	0	0	-	2	2	1.000	3	3	6	3	3	0	5	10	5.0	3.0	1.5
2019-LAS	1	0	17	2	3	.667	0	-	-	0	0	-	0	3	3	0	2	0	2	4	4.0	3.0	0.0
Totals	39	38	1212	152	358	.424	6	38	.158	55	71	.775	39	106	145	81	59	21	110	365	9.4	3.7	2.1

ALEXIS JONES

Year-Team	GP	GS	MIN	-Field Goals-			-3-Pointers-			-Free Throws-			-Rebounds-			AST	STL	BLK	PF	PTS	-Averages-		
				FGM	FGA	PCT	3FGM	3FGA	PCT	FTM	FTA	PCT	OFF	DEF	TOT						PPG	RPG	APG
2017-MIN	5	0	30	4	12	.333	4	6	.667	0	2	.000	0	4	4	7	0	0	1	12	2.4	0.8	1.4
2018-MIN	1	0	0	0	0	-	0	0	-	0	0	-	0	0	0	0	0	0	1	0	0.0	0.0	0.0
2019-LAS	1	0	3	0	0	-	0	0	-	0	0	-	0	1	1	0	0	0	0	0	0.0	1.0	0.0
Totals	7	0	33	4	12	.333	4	6	.667	0	2	.000	0	5	5	7	0	0	2	12	1.7	0.7	1.0

RIQUNA WILLIAMS

Year-Team	GP	GS	MIN	-Field Goals-			-3-Pointers-			-Free Throws-			-Rebounds-			AST	STL	BLK	PF	PTS	-Averages-		
				FGM	FGA	PCT	3FGM	3FGA	PCT	FTM	FTA	PCT	OFF	DEF	TOT						PPG	RPG	APG
2015-TUL	1	0	16	1	6	.167	0	2	0.0	0	0	0.0	0	2	2	1	1	0	2	2	2.0	2.0	1.0
2017-LAS	7	0	36	4	15	.267	3	8	.375	2	3	.667	1	0	1	1	2	0	5	13	1.9	0.1	0.1
2018-LAS	2	2	50	8	21	.389	3	12	.250	2	2	1.000	1	3	4	1	3	2	3	21	10.5	2.0	0.5
2019-LAS	1	1	22	4	12	.333	3	7	.428	0	0	-	0	4	4	0	2	0	3	11	11.0	4.0	0.0
Totals	11	3	124	17	54	.314	9	29	.310	4	5	.800	2	9	11	3	8	2	13	47	4.3	1.0	0.3

CANDACE PARKER

Year-Team	GP	GS	MIN	-Field Goals-			-3-Pointers-			-Free Throws-			-Rebounds-			AST	STL	BLK	PF	PTS	-Averages-		
				FGM	FGA	PCT	3FGM	3FGA	PCT	FTM	FTA	PCT	OFF	DEF	TOT						PPG	RPG	APG
2008-LAS	6	6	219	34	74	.459	0	7	.000	22	29	.759	20	39	59	23	9	13	16	90	15.0	9.8	3.8
2009-LAS	6	6	211	38	71	.535	1	4	.250	31	44	.705	21	43	64	10	5	11	23	108	18.0	10.7	1.7
2012-LAS	4	4	144	43	75	.573	8	16	.500	21	24	.875	12	32	44	17	4	7	6	115	28.8	11.0	4.3
2013-LAS	3	3	111	32	59	.542	0	9	.000	13	19	.684	9	17	26	4	3	3	5	77	25.7	8.7	1.3
2014-LAS	2	2	73	19	35	.543	1	4	.250	4	9	.444	1	11	12	7	3	5	6	43	21.5	6.0	3.5
2015-LAS	3	3	40	23	55	.418	7	18	.389	16	19	.842	6	26	32	14	7	4	6	69	23.0	10.7	4.7
2016-LAS	9	9	297	61	130	.469	10	32	.313	42	54	.778	18	60	78	29	15	17	19	174	19.3	8.7	3.2
2017-LAS	8	8	272	46	108	.426	9	37	.243	34	58	.586	9	64	73	41	20	16	32	135	16.9	9.1	5.1
2018-LAS	2	2	61	8	22	.364	1	4	.250	1	1	1.000	4	10	14	6	5	0	4	18	9.0	7.0	3.0
2019-LAS	1	1	26	5	10	.500	0	3	0.0	1	2	.500	1	9	10	6	1	1	2	11	11.0	10.0	6.0
Totals	44	44	1529	309	639	.483	37	134	.276	185	239	.774	101	311	412	157	72	77	119	840	19.1	9.4	3.6

MARINA MABREY

Year-Team	GP	GS	MIN	-Field Goals-			-3-Pointers-			-Free Throws-			-Rebounds-			AST	STL	BLK	PF	PTS	-Averages-		
				FGM	FGA	PCT	3FGM	3FGA	PCT	FTM	FTA	PCT	OFF	DEF	TOT						PPG	RPG	APG
2019-LAS	1	0	3	0	0	0	0	0	0	0	0	0	0	0	0	1	0	0	0	0	0	0	1.0
Totals	1	0	3	0	0	0	0	0	0	0	0	0	0	0	0	1	0	0	0	0	0	0	1.0

MARIA VADEEVA

Year-Team	GP	GS	MIN	-Field Goals-			-3-Pointers-			-Free Throws-			-Rebounds-			AST	STL	BLK	PF	PTS	-Averages-		
				FGM	FGA	PCT	3FGM	3FGA	PCT	FTM	FTA	PCT	OFF	DEF	TOT						PPG	RPG	APG
2018-LAS	1	0	3.4	1	1	1.000	0	0	-	0	0	-	0	0	0	0	0	0	0	2	2.0	0.0	0.0
2019-LAS	1	0	6	1	2	.500	0	0	-	0	0	-	0	2	2	2	0	1	1	2	2.0	2.0	2.0
Totals	2	0	9	2	3	.333	0	0	-	0	0	-	0	2	2	2	0	1	1	4	2.0	1.0	1.0

YEAR OVER YEAR PLAYER PLAYOFF STATS

TIERRA RUFFIN-PRATT

				-Field Goals-			-3-Pointers-			-Free Throws-			-Rebounds-													-Averages-		
Year-Team	GP	GS	MIN	FGM	FGA	PCT	3FGM	3FGA	PCT	FTM	FTA	PCT	OFF	DEF	TOT	AST	STL	BLK	PF	PTS	PPG	RPG	APG					
2013-WAS	3	0	45	5	13	.385	0	0	.000	7	12	.583	2	4	6	2	3	0	6	17	5.7	2.0	0.7					
2014-WAS	2	0	21	0	3	.000	0	1	.000	2	2	1.000	1	6	7	2	0	1	2	2	1.0	3.5	1.0					
2015-WAS	3	3	81	9	27	.333	2	6	.333	4	4	1.000	4	7	11	11	5	0	5	24	8.0	3.7	3.7					
2017-WAS	5	5	134	16	35	.457	0	0	.000	14	17	.824	4	21	25	12	3	4	12	46	9.2	5.0	2.4					
2018-WAS	9	0	156	20	52	.385	4	17	.235	3	3	1.000	3	17	20	7	7	3	21	47	5.2	2.2	0.8					
2019-LAS	1	1	20	2	8	.25	1	4	.25	0	0	-	2	0	2	3	0	1	3	5	5.0	2.0	3.0					
Totals	23	9	457	52	138	.376	7	28	.250	30	38	.789	16	55	71	37	18	9	49	141	6.1	3.1	1.6					

CHELSEA GRAY

				-Field Goals-			-3-Pointers-			-Free Throws-			-Rebounds-													-Averages-		
Year-Team	GP	GS	MIN	FGM	FGA	PCT	3FGM	3FGA	PCT	FTM	FTA	PCT	OFF	DEF	TOT	AST	STL	BLK	PF	PTS	PPG	RPG	APG					
2016-LAS	9	0	199	26	64	.406	9	23	.391	20	24	.833	2	13	15	25	10	0	16	81	9.0	1.7	2.8					
2017-LAS	8	8	284	47	102	.461	13	39	.333	14	18	.778	2	25	27	54	11	2	17	121	15.1	3.4	6.8					
2018-LAS	2	2	63	11	28	.393	6	14	.429	5	6	.833	0	8	8	9	0	1	3	33	16.5	4.0	4.5					
2019-LAS	1	1	32	8	16	.500	4	7	.571	1	1	1.00	0	3	3	8	1	0	1	21	21.0	3.0	8.0					
Totals	20	11	578	92	210	.438	32	83	.385	40	49	.813	4	41	53	96	22	3	37	256	12.8	2.7	4.8					

CHINEY OGWUMIKE

				-Field Goals-			-3-Pointers-			-Free Throws-			-Rebounds-													-Averages-		
Year-Team	GP	GS	MIN	FGM	FGA	PCT	3FGM	3FGA	PCT	FTM	FTA	PCT	OFF	DEF	TOT	AST	STL	BLK	PF	PTS	PPG	RPG	APG					
2018-CON	1	0	19	1	5	20.0	0	0	-	0	0	-	0	3	3	1	2	0	3	2	2.0	3.0	1.0					
2019-LAS	1	0	17	3	4	.75	0	0	-	0	0	-	4	0	4	2	0	0	3	6	6.0	4.0	2.0					
Totals	2	0	36	4	9	.444	0	0	-	0	0	-	4	3	7	3	2	0	6	8	4.0	3.5	1.5					

KALANI BROWN

				-Field Goals-			-3-Pointers-			-Free Throws-			-Rebounds-													-Averages-		
Year-Team	GP	GS	MIN	FGM	FGA	PCT	3FGM	3FGA	PCT	FTM	FTA	PCT	OFF	DEF	TOT	AST	STL	BLK	PF	PTS	PPG	RPG	APG					
2019- LAS	1	0	3	3	3	100.0	0	0	-	0	0	-	0	0	0	1	0	0	0	6	6.0	0.0	1.0					
Totals	1	0	3	3	3	100.0	0	0	-	0	0	-	0	0	0	1	0	0	0	6	6.0	0.0	1.0					

SYDNEY WIESE

				-Field Goals-			-3-Pointers-			-Free Throws-			-Rebounds-													-Averages-		
Year-Team	GP	GS	MIN	FGM	FGA	PCT	3FGM	3FGA	PCT	FTM	FTA	PCT	OFF	DEF	TOT	AST	STL	BLK	PF	PTS	PPG	RPG	APG					
2017-LAS	1	0	1	0	0	-	0	0	-	0	0	-	0	0	0	0	0	0	0	0	0	0	0					
2018-LAS	1	0	3	0	0	-	0	0	-	0	0	-	0	0	0	0	0	0	0	0	0	0	0					
2019-LAS	1	0	24	3	6	.500	3	5	.60	0	0	-	0	2	2	0	1	0	0	9	9.0	2.0	0.0					
Totals	3	0	28	3	6	.500	3	5	.60	0	0	-	0	2	2	0	1	0	0	9	3.7	0.0	0.0					

NNEKA OGWUMIKE

				-Field Goals-			-3-Pointers-			-Free Throws-			-Rebounds-													-Averages-		
Year-Team	GP	GS	MIN	FGM	FGA	PCT	3FGM	3FGA	PCT	FTM	FTA	PCT	OFF	DEF	TOT	AST	STL	BLK	PF	PTS	PPG	RPG	APG					
2012-LAS	4	4	103	16	29	.552	0	0	-	4	10	.400	7	14	21	2	4	3	14	36	9.0	5.3	0.5					
2013-LAS	3	3	91	13	31	.419	0	0	-	10	11	.909	12	23	35	3	2	0	10	36	12.0	11.7	1.0					
2014-LAS	2	2	60	10	15	.667	0	0	-	6	6	1.00	2	10	12	2	1	0	6	26	13.0	6.0	1.0					
2015-LAS	3	3	32	15	25	.600	0	0	-	5	6	.833	6	7	13	6	3	1	11	35	11.7	4.3	2.0					
2016-LAS	9	9	282	65	104	.625	2	9	.222	29	38	.763	28	56	84	23	18	10	38	161	17.9	9.3	2.6					
2017-LAS	8	8	252	41	85	.482	1	10	.100	29	39	.744	20	50	70	12	17	1	32	112	14.0	8.8	1.5					
2018-LAS	2	2	68	8	20	.400	0	0	-	11	15	.733	3	5	8	33	3	1	8	27	13.5	4.0	1.5					
2019-LAS	1	1	28	6	12	.500	0	1	0.0	5	6	.833	3	3	6	0	2	0	0	17	17.0	6.0	0.0					
Totals	32	32	976	174	321	.542	3	20	.15	99	131	.755	81	168	249	51	50	16	119	450	14.1	7.8	1.6					

POSTSEASON LEADERS (THRU 2018)

GAMES	
Whalen, Lindsay.....	82
Brunson, Rebekkah.....	81
Catchings, Tamika.....	68
McWilliams-Franklin, Taj.....	64
Hammon, Becky.....	60
Taurasi, Diana.....	59
Augustus, Seimone.....	56
Cash, Swin.....	56
Douglas, Katie.....	56
Moore, Maya.....	56

MINUTES	
Whalen, Lindsay.....	2,394
Catchings, Tamika.....	2,310
Brunson, Rebekkah.....	2,189
McWilliams-Franklin, Taj.....	1,993
Taurasi, Diana.....	1,946
Moore, Maya.....	1,861
Leslie, Lisa.....	1,842
Douglas, Katie.....	1,833
Augustus, Seimone.....	1,812
Nolan, Deanna.....	1,763

FIELD GOALS MADE	
Taurasi, Diana.....	410
Moore, Maya.....	378
Augustus, Seimone.....	356
Catchings, Tamika.....	352
Leslie, Lisa.....	345
Whalen, Lindsay.....	334
Nolan, Deanna.....	324
Parker, Candace.....	304
McWilliams-Franklin, Taj.....	287
Brunson, Rebekkah.....	263

FIELD GOAL ATTEMPTS	
Taurasi, Diana.....	904
Catchings, Tamika.....	887
Moore, MayaMIN.....	810
Augustus, Seimone.....	785
Whalen, Lindsay.....	776
Nolan, Deanna.....	768
Leslie, Lisa.....	716
Parker, Candace.....	629
Douglas, Katie.....	618
McWilliams-Franklin, Taj.....	617

FIELD GOAL PERCENTAGE (Minimum: 30 FG)		
Morello, Aneika.....	33	.600
Fowles, Sylvia.....	235	.590
Natasha Howard.....	86	.585
Candice Dupree.....	205	.569
Brittney Griner.....	219	.566
Jantel Lavender.....	85	.545
Nneke Ogwumike.....	168	.544
Erlana Larkins.....	123	.542
Latasha Byers.....	37	.521
Danielle Adams.....	35	.515

FREE THROWS MADE	
Tamika Catchings.....	356
Lindsay Whalen.....	250
Diana Taurasi.....	242
Maya Moore.....	212

PERSONAL FOULS

Rebekkah Brunson.....	216
Lisa Leslie.....	202
Diana Taurasi.....	201
Tamika Catchings.....	193
Taj McWilliams-Franklin.....	189
Maya Moore.....	181
DeLisha Milton-Jones.....	169
Lindsay Whalen.....	168
Tangela Smith.....	165
Ruth Riley.....	153

BLOCKED SHOTS

Lisa Leslie.....	132
Brittney Griner.....	81
Ruth Riley.....	77
Candace Parker.....	76
Taj McWilliams-Franklin.....	68
Sylvia Fowles.....	65
Tamika Catchings.....	62
Rebekkah Brunson.....	60
Margo Dydek.....	59

Lisa Leslie.....	202
Angel McCoughtry.....	201
Penny Taylor.....	196
Yolanda Griffith.....	184
Candace Parker.....	184
Cappie Pondexter.....	15

FREE THROW ATTEMPTS

Tamika Catchings.....	417
Lindsay Whalen.....	317
Lisa Leslie.....	284
Diana Taurasi.....	276
Angel McCoughtry.....	253
Maya Moore.....	251
Candace Parker.....	237
Yolanda Griffith.....	234
Penny Taylor.....	221
Rebekkah Brunson.....	215

FREE THROW PERCENTAGE (Minimum: 20 FT)

Player	FT	FTA	PCT
Anna DeForge.....	20	20	1.000
Elena Delle Donne.....	114	118	.966
Aerial Powers.....	26	27	.963
Leilani Mitchell.....	30	32	.938
Crystal Robinson.....	30	32	.938
Nicole Powell.....	54	58	.931
Courtney Vandersloot.....	40	43	.930
Ruthie Bolton.....	26	28	.929
Allie Quigley.....	41	45	.911
Cappie Pondexter.....	158	174	.908

THREE-POINT FIELD GOALS

Diana Taurasi.....	166
Becky Hammon.....	112
Maya Moore.....	109
Katie Douglas.....	95
Kara Lawson.....	85
Sue Bird.....	82
Tamika Catchings.....	81
Deanna Nolan.....	80
Katie Smith.....	78
Kristi Toliver.....	71

THREE-POINT FIELD GOAL ATTEMPTS

Diana Taurasi.....	443
Katie Douglas.....	287
Becky Hammon.....	287
Maya Moore.....	273
Tamika Catchings.....	247
Sue Bird.....	228
Katie Smith.....	226
Kristi Toliver.....	219
Deanna Nolan.....	204
Mwadi Mabika.....	200

THREE-POINT FG PERCENTAGE (Minimum: 10 FG3)

Player	3FG	3GA	PCT
Edwige Lawson-Wade.....	21	40	.525
Erin Thorn.....	11	21	.524
Shanna Zolman.....	15	31	.484
DeLisha Milton-Jones.....	39	85	.459
Shameka Christon.....	32	70	.457
Masciadri, Raffaella.....	11	25	.440

Kara Lawson.....	85	195	.436
Nicole Powell.....	64	148	.432
Tangela Smith.....	57	132	.432
Breanna Stewart.....	18	42	.429

OFFENSIVE REBOUNDS

Rebekkah Brunson.....	186
Tamika Catchings.....	149
Taj McWilliams-Franklin.....	137
Erlana Larkins.....	135
Yolanda Griffith.....	132
Lisa Leslie.....	127
Sylvia Fowles.....	122
Cheryl Ford.....	120
DeLisha Milton-Jones.....	114
Maya Moore.....	109

DEFENSIVE REBOUNDS

Tamika Catchings.....	449
Rebekkah Brunson.....	377
Lisa Leslie.....	344
Taj McWilliams-Franklin.....	305
Candace Parker.....	302
Sylvia Fowles.....	281
Cheryl Ford.....	251
DeWanna Bonner.....	245
Maya Moore.....	229
Tangela Smith.....	229

TOTAL REBOUNDS

Tamika Catchings.....	598
Rebekkah Brunson.....	563
Lisa Leslie.....	471
Taj McWilliams-Franklin.....	442
Sylvia Fowles.....	403
Candace Parker.....	402
Cheryl Ford.....	371
Maya Moore.....	338
Yolanda Griffith.....	337
Erlana Larkins.....	316
Tina Thompson.....	316

ASSISTS

Lindsay Whalen.....	340
Sue Bird.....	258
Diana Taurasi.....	247
Tamika Catchings.....	223
Ticha Penicheiro.....	204
Briann January.....	199
Vickie Johnson.....	186
Teresa Weatherspoon.....	186
Penny Taylor.....	181
Maya Moore.....	180

STEALS

Tamika Catchings.....	152
Maya Moore.....	96
DeLisha Milton-Jones.....	73
Angel McCoughtry.....	73
Katie Douglas.....	72
Candace Parker.....	71
Sheryl Swoopes.....	71
Lindsay Whalen.....	70
Rebekkah Brunson.....	70
Deanna Nolan.....	70

Tammy Sutton-Brown.....	59
-------------------------	----

DOUBLE-DOUBLES

Tamika Catchings.....	27
Sylvia Fowles.....	21
Lisa Leslie.....	18
Candace Parker.....	16
Rebekkah Brunson.....	14
Cheryl Ford.....	13
Yolanda Griffith.....	11
Taj McWilliams-Franklin.....	10
DeWanna Bonner.....	8
Elena Delle Donne.....	8
Brittney Griner.....	8

POINTS

Diana Taurasi.....	1,228
Tamika Catchings.....	1,141
Maya Moore.....	1,077
Lindsay Whalen.....	953
Lisa Leslie.....	908
Seimone Augustus.....	885

Deanna Nolan.....	867
Candace Parker.....	829
Angel McCoughtry.....	751
Katie Douglas.....	730

SCORING AVERAGE (Minimum: 10 games)

Player	G	FG	FT	PTS	AVG
Breanna Stewart.....	10	82	57	239	23.9
Cynthia Cooper.....	19	136	138	443	23.3
Angel McCoughtry.....	33	254	201	751	22.8
Diana Taurasi.....	59	410	242	1,228	20.8
Candace Parker.....	43	304	184	829	19.3
Maya Moore.....	56	378	212	1,077	19.2
Cappie Pondexter.....	38	259	158	714	18.8
Elena Delle Donne.....	27	177	114	503	18.6
Tina Charles.....	15	114	45	277	18.5
Deanna Nolan.....	48	324	139	867	18.1

CONNECTICUT SUN

The Los Angeles Sparks travel to the Connecticut Sun on Tuesday night to kick off the semifinal playoff series. Connecticut has home court advantage for the series and will host the first two games. The Sparks won two out of three contests against the Sun during the 2019 regular season.

Los Angeles, who finished 22-12 in the regular season and entered the postseason as the third seed, defeated the Seattle Storm 92-69 on Sunday afternoon in a single elimination game behind Chelsea Gray's 21 points and eight assists. Candace Parker notched her 17th career postseason double-double with 11 points and 10 rebounds, while Nneka Ogumike added 17 points and six rebounds.

Connecticut, who finished the regular season with a 23-11 record, fell to Chicago 109-104 on September 6 before closing out the regular season with a road loss to the Indiana Fever. With the second playoff seed on lock, starters such as Jonquel Jones, Shekinna Stricklen and Courtney Williams each saw less than half their normal minutes against the Fever.

In the regular season, Jones led the league in rebounds per game with 9.7, while Nneka Ogumike occupied fourth place with 8.8. Jones also led her team in points per game with 14.6, and Nneka Ogumike led the Sparks and ranked top ten in the WNBA with 16.1 points per game. Jasmine Thomas runs the Sun's offense and averaged 6.1 assists per game. Alyssa Thomas boasted the team's best field goal percentage with 50.5%, one league ranking behind N. Ogumike's 51%.

Connecticut and Los Angeles' first meeting of the 2019 season at Staples Center marked Chiney Ogumike's first time playing against her former team from which she was traded in the offseason, and the Sparks defeated the Sun 77-70. Chiney Ogumike led her team with 20 points and seven rebounds, and Nneka Ogumike was close behind with a 19-point and 15-rebound double-double. Jones led the Sun with a double-double of her own, recording 22 rebounds and 16 points. Courtney Williams and Jasmine Thomas each added 14 points.

The Sparks traveled to Connecticut about a week later, where the Sun edged Los Angeles 89-77. Nneka Ogumike's double-double (21 points, 10 rebounds) and Chiney Ogumike's 19 point performance was not enough to overcome the Sun's balanced attack, with every starter scoring in double-digits.

The most recent meeting on August 25 at Staples Center ended with the Sparks on top, 84-72. Riquna Williams led the Sparks with 21 points on five three-pointers made, while Courtney Williams was clutch for the Sun with 18 points and nine rebounds.

With the regular season behind them, both teams look to start the semi-finals series strong. In the 2018 playoffs, Connecticut and Los Angeles were eliminated in the second round by the Mercury and the Mystics, respectively.

HEAD COACH: Curt Miller, 4th season

Probable Starters

F Shekinna Stricklen
F Alyssa Thomas
F Jonquel Jones
G Jasmine Thomas
G Courtney Williams

SPARKS MOST RECENT GAME (9/15/19)							SPARKS LAST GAME AGAINST THE SUN (8/25/19)							SUN MOST RECENT GAME (9/8/19)						
	1	2	3	4	OT	FINAL		1	2	3	4	OT	FINAL		1	2	3	4	OT	FINAL
LA	22	21	24	25	-	92	LA	22	20	23	19	-	84	CT	20	19	20	17	-	76
SEA	23	13	22	11	-	69	CT	26	13	13	20	-	72	IND	23	25	23	33	-	104
Biggest Lead: LA: 26 SEA: 7							Biggest Lead: LA: 16 CT: 7							Biggest Lead: CT: 2 IND: 31						
Lead Changes: 7 Times Tied: 3							Lead Changes: 10 Times Tied: 2							Lead Changes: 8 Times Tied: 5						
Points: LA: Gray 21							Points: LA: Williams 21							Points: CT: Jones 14						
SEA: Howard 20							CT: Williams 18							IND: Mitchell 38						
Rebounds: LA: Parker 11							Rebounds: LA: N. Ogwumike 8							Rebounds: CT: Jones 10						
SEA: Howard 11							CT: Jones 12							IND: McCowan 9						
Assists: LA: Gray 8							Assists: LA: Gray 6							Assists: CT: Williams 4						
SEA: Canada 7							CT: Thomas, Williams 5							IND: Laney 7						

SEATTLE STORM

LOS ANGELES (Sept. 15, 2019) -- The Los Angeles Sparks rode their sharpshooting to a 92-69 victory in the second round of the 2019 WNBA playoffs, eliminating the defending champions Seattle Storm. Three Sparks players sank at least three 3-pointers in the victory, tied for second-most in a postseason game in WNBA history. Chelsea Gray led Los Angeles with 21 points and eight assists, while Natasha Howard posted a team-high 20 points and 11 rebounds for the Storm.



Candace Parker had a hand in nearly every Sparks basket while on the court in the first quarter, assisting on two 3-pointers and adding her own putback and coast-to-coast layup. Seattle took an 18-11 lead on a Howard 3-pointer after Parker checked out with just over three minutes remaining. The lead would not last long, however, as the Sparks went on a quick 9-0 run, highlighted by two steals and transition baskets on consecutive Seattle possessions.

Maria Vadeeva emphatically set the tone for the second quarter with a block on Crystal Langhorne during the first possession of play. The Sparks' defensive pressure, spearheaded by Alana Beard, held Seattle scoreless for the first three and a half minutes of the quarter as Los Angeles reeled off another 9-0 run. The Storm cut the deficit to four with just under a minute left in the quarter, but Gray responded with an electric 3-pointer to give the Sparks a 43-36 lead at halftime.

Tierra Ruffin-Pratt locked down Jordin Canada with full-court pressure to start the second half, including a block at the basket that ignited the STAPLES Center crowd. Howard, Jewell Loyd and Mercedes Russell picked up the offensive load for Canada, and the Storm cut the deficit to one on a Howard 3-pointer at the 3:11 mark of the third quarter. Seattle would get no closer, however, as the Sparks closed the quarter on a 10-2 run, capped by a Riquna Williams buzzer-beating 3-pointer.

Sydney Wiese and Nneka Ogumike combined for a quick 10 points to extend the Sparks' offensive explosion into the fourth quarter. Wiese drained back-to-back 3-pointers, followed by two consecutive jumpers from Ogumike, to build a commanding 21-point lead that Los Angeles would not relinquish.

SPARKS LAST GAME AGAINST THE STORM (9/15/19)

	1	2	3	4	OT	FINAL
LA	22	21	24	25	-	92
SEA	23	13	22	11	-	69

Biggest Lead: LA: 26 | SEA: 7

Lead Changes: 7 | Times Tied: 3

Points: LA: Gray 21

SEA: Howard 20

Rebounds: LA: Parker 11

SEA: Howard 11

Assists: LA: Gray 8

SEA: Canada 7

Sparks Notes:

- Candace Parker recorded her 17th playoff double-double with 11 points and 10 rebounds. She ranks fourth all-time in that category.
- Sydney Wiese notched a playoff career-high nine points on three 3-pointers.
- Parker's stat line moved her to third in blocks (77), fourth in steals (72), sixth in rebounds (412) and 14th in assists (157) in WNBA playoffs history.
- Three Sparks players made at least three 3-pointers, tied for second-most in WNBA playoffs history.

SPARKS IN THE NEWS

DATE	TITLE	OUTLET	AUTHOR
9/16/19	The three bench players who helped the Sparks advance in the WNBA Playoffs	The Athletic	Sabreena Merchant
9/15/19	Sparks weather Storm, earn Spot in WNBA Finals	LA Daily News	Mirjam Swanson
9/15/19	Sparks eliminate Storm with dominant first-round playoff victory	LA Times	Brady Klopfer
9/13/19	57 Minutes With Candace Parker	The Ringer	Shea Serrano
9/13/19	How Nneka Ogumike Became Madam President, the face of the WNBA players	The Undeclared	Sean Hurd
9/11/19	Sparks' Nneka Ogumike makes WNBA All-Defensive Team for 5th year in a row	LA Daily News	Mirjam Swanson
9/11/19	Consistency is key for Sydney Wiese, Los Angeles Sparks	High Post Hoops	David Yapkwitz



2019 TEAM BOX SCORE																	
DATE	OPPONENT	MIN	FG-A	PCT	3PM-A	PCT	FTM-A	PCT	OFF	DEF	TOT	AST	STL	BLK	TO	PF	PTS
5/26	@LV	200:0	28 - 77	36.4	5 - 13	38.5	9 - 13	69.2	10	30	40	17	9	8	14	22	70
5/31	CT	200:0	28 - 72	38.9	6 - 20	30.0	15 - 17	88.2	9	30	39	15	6	4	10	22	77
6/4	@NY	200:0	27 - 78	34.6	8 - 21	38.1	16 - 20	80.0	13	27	40	15	9	6	12	15	78
6/6	@CT	200:0	29 - 66	43.9	8 - 25	32.0	11 - 12	91.7	7	18	25	23	13	4	21	18	77
6/8	@MIN	200:0	32 - 74	43.2	9 - 25	36.0	16 - 17	94.1	12	21	33	18	13	5	16	21	89
6/14	@PHX	200:0	34 - 66	51.5	9 - 19	47.4	8 - 9	88.9	5	25	30	19	7	4	9	21	85
6/15	NY	200:0	39 - 84	46.4	8 - 23	34.8	6 - 7	85.7	12	30	42	22	5	3	14	22	92
6/18	WASH	200:0	19 - 66	28.8	3 - 19	15.8	11 - 18	61.6	10	28	38	10	9	1	26	12	52
6/21	@SEA	200:0	23 - 61	37.7	6 - 21	28.6	10 - 12	83.3	5	24	29	13	4	4	14	15	62
6/23	@PHX	200:0	26 - 70	37.1	8 - 23	34.8	12 - 14	85.7	10	29	39	19	2	2	10	24	72
6/27	LV	200:0	32 - 75	42.7	8 - 18	44.4	14 - 15	93.3	8	31	39	17	11	6	14	13	86
6/30	CHI	200:0	35 - 71	49.3	10 - 24	41.7	14 - 15	92.3	10	26	36	21	8	6	14	15	94
7/7	WASH	200:0	36 - 74	48.6	16 - 31	51.6	10 - 12	83.3	7	32	39	24	4	5	6	15	98
7/9	@DAL	200:0	26 - 71	36.6	4 - 19	21.1	6 - 7	85.7	17	19	36	16	6	4	21	12	62
7/12	@IND	200:0	34-78	43.6	7-22	31.8	15-17	88.2	13	18	31	23	16	2	12	13	90
7/14	@ATL	205:0	30 - 87	34.5	6 - 26	23.1	10 - 12	83.3	16	27	43	17	8	6	5	17	76
7/18	DAL	200:0	23 - 60	38.3	4 - 12	33.3	19 - 21	90.5	8	23	31	13	9	1	11	14	69
7/20	@NY	200:0	28 - 65	43.1	10 - 25	40.0	12 - 16	75.0	5	21	26	18	7	6	11	27	78
7/23	@ATL	200:0	28 - 65	43.1	9 - 19	47.4	13 - 15	86.7	11	27	38	22	10	5	13	16	78
8/1	LV	200:0	30 - 71	42.3	9 - 26	34.6	7 - 7	100.0	5	28	33	19	7	7	12	18	76
8/4	SEA	200:0	32-61	52.5	6-20	30.0	13-15	86.7	5	26	31	23	10	5	16	12	83
8/8	PHO	200:0	31-63	49.2	10 - 23	43.5	12-15	80.0	5	25	30	22	8	2	13	21	84
8/11	CHI	200:0	32 - 70	45.7	7 - 20	35.0	13-15	86.7	8	25	33	18	10	1	23	20	84
8/14	@DAL	200:0	30 - 68	44.1	5-18	27.8	13-14	92.9	4	23	27	16	6	4	15	19	78
8/16	@CHI	200:0	30-71	42.3	4-17	23.5	17-20	85.0	7	20	27	21	10	2	13	23	81
8/20	MIN	200:0	29-60	48.3	7-19	36.8	16-20	80.0	7	26	33	14	10	1	16	15	81
8/22	IND	200:0	38 - 76	50.0	6 - 20	30.0	16 - 23	69.6	10	31	41	27	10	4	13	18	98
8/25	CT	200:0	31-64	48.4	9-24	37.5	13-13	100.0	3	23	26	19	7	2	14	19	84
8/27	@WASH	200:0	23-67	34.3	3-21	14.3	17-22	77.3	12	21	33	12	7	0	15	18	66
8/29	@IND	200:0	35-72	48.6	10-16	62.5	7-9	77.8	5	22	27	19	6	4	11	29	87
8/31	@LV	200:0	31-77	40.3	10-28	35.7	14-17	82.4	4	23	27	19	3	2	4	20	86
9/3	ATL	200:0	27-66	40.9	3-17	17.6	13-16	81.3	14	33	47	15	6	7	18	24	70
9/5	SEA	200:0	41-75	54.7	3-17	17.6	17-21	81.0	10	33	43	26	10	2	8	12	102
9/8	MIN	200:0	34-67	50.7	6-19	31.6	3-3	100.0	7	25	32	22	12	4	14	13	77
Totals	-	6825	1031-2388	43.2	242-710	34.1	418-499	83.8	294	870	1164	634	278	129	458	615	2722

2019 PLAYOFF TEAM BOX SCORE																	
DATE	OPP	MIN	FG-A	PCT	3PM-A	PCT	FTM-A	PCT	OFF	DEF	TOT	AST	STL	BLK	TO	PF	PTS
9/15	SEA	200:0	37-76	48.7	11-27	40.7	7-9	77.8	10	27	37	23	9	3	8	15	92
Totals																	

2019 REGULAR SEASON SUPERLATIVES

LOS ANGELES SPARKS HIGHS

Points, Game.....102 vs. Seattle 9/5
Points, First Half.....51 vs. Washington 7/7
Points, Second Half..... 55 vs. Indiana 8/22
Points, 1Q.....29 vs. Washington 7/7
Points, 2Q.....31 vs. NY 6/15, vs. MN 8/20
Points, 3Q.....31 @ Indiana 7/12
Points, 4Q.....32 @ Atlanta 7/23
Points, Overtime.....12 @ Atlanta 7/14

Field Goals Made.....41 vs. Seattle 9/5
Field Goals Att.....87 @ Atlanta 7/14
Field Goal Percentage...54.7% vs. SEA 9/5
3FG Made.....16 vs. Washington 7/7
3FG Att..... 31 vs. Washington 7/7
3FG Percentage.....51.6 % vs. Washington 7/7
Free Throws Made.....17 @ Chicago 8/16, @ WASH 8/27, vs SEA 9/5
Free Throws Att..... 23 vs. Indiana 8/22
FT Percentage.....100% vs Las Vegas 8/1, vs CT 8/25, vs MN 9/8

Offensive Rebounds.....17 @ Dallas 7/9
Defensive Rebounds....33 vs. ATL 9/3, vs. SEA 9/5
Total Rebounds.....47 vs ATL 9/3
Assists.....27 vs. Indiana 8/22
Steals.....16 vs. Indiana 7/12
Turnovers.....26 vs. Washington 6/18
Blocked Shots..... 8 @ Las Vegas 5/26
Personal Fouls.....29 @ Indiana 8/29

OPPONENT HIGHS

Points, Game..... 98 vs. New York 6/15
Points, First Half..... 54 @ WASH 8/27
Points, Second Half.....56 @ Las Vegas 8/31
Points, 1Q.....33 @ WASH 8/27
Points, 2Q.....31 vs. New York 6/1
Points, 3Q.....27 @ MN 6/8, @ WASH 8/27
Points, 4Q.....34 @ Las Vegas 8/31
Points, Overtime.....7 @ Atlanta 7/14

Field Goals Made.....36 @ Connecticut 6/6
Field Goals Att.....76 @ Atlanta 7/14
Field Goal Percentage...47.8 % @ Chicago 8/16
3FG Made.....14 vs. WSH 6/18, @ SEA 6/21
3FG Att.....35 @ WASH 8/27
3FG Percentage.....72.7% @ New York 7/20
Free Throws Made.....29 @ Indiana 8/29
Free Throws Att.....39 @ New York 7/20
FT Percentage.....100.0% @PHX 6/14,@DAL 7/9, vs SEA 8/4

LOS ANGELES SPARKS LOWS

-Points, Game.....52 vs. Washington 6/18
-Points, First Half.....27 vs. Washington 6/18
-Points, Second Half.....25 vs. Washington 6/18
-Points, 1Q.....10 vs. Washington 6/18
-Points, 2Q.....8 @ Las Vegas 5/26
-Points, 3Q.....10 @ Seattle 6/21, @ WASH 8/27
-Points, 4Q....13 vs. DAL 7/18, vs. LV 8/1, vs. SEA 8/4, vs. MN 8/20
-Points, Overtime.....12 @Atlanta 7/14

-Field Goals Made.....19 vs. Washington 6/18
-Field Goals Att..... 61 @ SEA 6/21, vs. SEA 8/4
-Field Goal Percentage....28.8% vs. Washington 6/18
-3FG Made.....3 vs. WASH 6/18, @ WASH 8/27, vs ATL 9/3, vs. SEA 9/5
-3FG Att..... 13 @ Las Vegas 5/26
-3FG Percentage.....14.3% @ WASH 8/27
-Free Throws Made.....3 vs MN 9/8
-Free Throws Att.....3 vs MN 9/8
-FT Percentage.....61.1% vs. Washington 6/18

-Offensive Rebounds.....3, vs CT 8/25
-Defensive Rebounds.....18 @ CT 6/6, @ IND 7/12
-Total Rebounds.....25 @ Connecticut 6/6
-Assists.....10 vs. Washington 6/18
-Steals.....2 @ Phoenix 6/23
-Turnovers.....4 @ Las Vegas 8/31
-Blocked Shots.....0 @ WASH 8/27
-Personal Fouls.....12 vs. WSH 6/18, @DAL 7/9, vs. SEA 8/4, vs. SEA 9/5

OPPONENT LOWS

-Points, Game.....60 vs. ATL 9/3
-Points, First Half.....31 vs. Connecticut 5/31, Indiana 8/22
-Points, Second Half.....25 vs ATL 9/3
-Points, 1Q.....12 @ Atlanta 7/14
-Points, 2Q.....11 vs. ATL 9/3
-Points, 3Q..... 10 vs. ATL 9/3
-Points, 4Q.....8 vs. Las Vegas 8/1
-Points, Overtime..... 7 @ Atlanta 7/14

-Field Goals Made.....22 vs. Phoenix 8/8
-Field Goals Att.....52 @ New York 7/20
-Field Goal Percentage..30.8% vs Connecticut 5/31
-3FG Made.....2 @ATL 7/14, @ATL 7/23
-3FG Att.....11 @ New York
-3FG Percentage.....9.5% @ Atlanta 7/23
-Free Throws Made.....8 vs Connecticut 8/25, vs MN 9/8
-Free Throws Att.....10 vs. Minnesota 8/20, vs MN 9/8
-FT Percentage.....50% vs. Minnesota 8/20

ALL-TIME PLAYOFF

Points Per Game, Lifetime, WNBA, Active Players (Postseason)

Rank	Player	Team	G	FG	FT	PTS	PPG
1)	Stewart, Breanna	SEA	10	82	57	239	23.9
2)	McCoughtry, Angel	ATL	33	254	201	751	22.8
3)	Taurasi, Diana	PHO	59	410	242	1228	20.8
4)	Parker, Candace	LAS	43	304	184	829	19.3
5)	Moore, Maya	MIN	56	378	212	1077	19.2
6)	Pondexter, Cappie	IND	38	259	158	714	18.8
7)	Delle Donne, Elena	WAS	27	177	114	503	18.6
8)	Charles, Tina	NYL	15	114	45	277	18.5
9)	Griner, Brittney	PHO	33	219	116	554	16.8
10)	Augustus, Seimone	MIN	56	356	135	885	15.8
11)	Fowles, Sylvia	MIN	38	235	102	572	15.1
12)	Dupree, Candice	IND	31	205	48	458	14.8
13)	Sims, Odyssey	LAS	12	62	39	176	14.7
14)	Ogwumike, Nneka	LAS	31	168	94	433	14.0
15)	Loyd, Jewell	SEA	10	46	34	138	13.8
16)	Toliver, Kristi	WAS	37	179	79	508	13.7
17)	Hayes, Tiffany	ATL	20	87	63	262	13.1
18)	Bonner, DeWanna	PHO	49	231	119	623	12.7
19)	Gray, Chelsea	LAS	19	84	39	235	12.4
20)	Bird, Sue	SEA	47	203	82	570	12.1
21)	Whalen, Lindsay	MIN	82	334	250	953	11.6
22)	Prince, Epiphanny	NYL	19	73	43	215	11.3
23)	Quigley, Allie	CHI	20	75	41	215	10.8
24)	Zellous, Shavonte	NYL	45	161	103	460	10.2
25)	January, Briann	PHO	51	177	123	521	10.2
26)	Wright, Tanisha	MIN	36	134	66	353	9.8
27)	Vandersloot, Courtney	CHI	19	68	40	186	9.8
28)	Johnson, Shenise	IND	16	64	18	154	9.6
29)	Beard, Alana	LAS	38	150	55	361	9.5
30)	Bentley, Alex	ATL	14	51	15	129	9.2

Blocks Per Game, Lifetime, WNBA, Active Players (Postseason)

Rank	Player	Team	G	BLK	BPG
1)	Griner, Brittney	PHO	33	81	2.45
2)	Sanders, LaToya	WAS	12	29	2.42
3)	Parker, Candace	LAS	43	76	1.77
4)	Fowles, Sylvia	MIN	38	65	1.71
5)	Breland, Jessica	ATL	20	32	1.60

Games Played, Lifetime, WNBA, Active Players (Postseason)

Rank	Player	Team	G
1)	Whalen, Lindsay	MIN	82
2)	Brunson, Rebekkah	MIN	81
3)	Taurasi, Diana	PHO	59
4)	Augustus, Seimone	MIN	56
4)	Moore, Maya	MIN	56
6)	January, Briann	PHO	51
7)	Bonner, DeWanna	PHO	49
8)	Bird, Sue	SEA	47
9)	Zellous, Shavonte	NYL	45
10)	Parker, Candace	LAS	43
11)	Carson, Essence	LAS	41
12)	Beard, Alana	LAS	38
12)	Fowles, Sylvia	MIN	38
12)	Pondexter, Cappie	IND	38
15)	Larkins, Erlana	MIN	37
15)	Montgomery, Renee	ATL	37
15)	Toliver, Kristi	WAS	37

Steals Per Game, Lifetime, WNBA, Active Players (Postseason)

Rank	Player	Team	G	STL	SPG
1)	McCoughtry, Angel	ATL	33	73	2.21
2)	Moore, Maya	MIN	56	96	1.71
3)	Lyttle, Sancho	PHO	30	51	1.70
4)	Parker, Candace	LAS	43	71	1.65
5)	Ogwumike, Nneka	LAS	31	48	1.55
6)	Beard, Alana	LAS	38	57	1.50
7)	Sims, Odyssey	LAS	12	17	1.42

Top 10 Career Scorers by Total Points / Postseason Games

Player	YRS	G	MIN	FG	FGA	PCT	FT	FTA	PCT	REB	AST	STL	PF	BLK	PTS	AVG
Diana Taurasi	9	59	1946	410	904	.454	242	276	.877	259	247	55	201	37	1228	20.8
Tamika Catchings	13	68	2310	352	887	.397	356	417	.854	598	223	152	193	62	1141	16.8
Maya Moore	8	56	1861	378	810	.467	212	251	.845	338	180	96	181	39	1077	19.2
Lindsay Whalen	13	82	2394	334	776	.430	250	317	.789	278	340	71	168	12	953	11.6
Lisa Leslie	10	52	1842	345	716	.482	202	284	.711	471	117	65	202	132	908	17.5
Seimone Augustus	9	57	1833	359	796	.451	135	170	.794	221	152	54	74	24	891	15.6
Deanna Nolan	7	48	1763	324	768	.422	139	154	.903	210	161	70	120	14	867	18.1
Candace Parker	10	44	1531	309	639	.484	185	239	.774	412	157	72	119	77	840	19.1
Angel McCoughtry	7	33	1028	254	611	.416	201	253	.794	164	99	73	127	24	751	22.8
Katie Douglas	10	56	1833	244	618	.395	147	183	.803	205	154	72	100	13	730	13.0

Minutes Per Game, Lifetime, WNBA, Active Players (Postseason)

Rank	Player	Team	G	MIN	MPG
1)	Stewart, Breanna	SEA	10	371	37.1
2)	Charles, Tina	NYL	15	555	37.0
3)	Parker, Candace	LAS	43	1504	35.0
4)	Fowles, Sylvia	MIN	38	1277	33.6
5)	Delle Donne, Elena	WAS	27	899	33.3
6)	Moore, Maya	MIN	56	1861	33.2
7)	Bird, Sue	SEA	47	1560	33.2
8)	Taurasi, Diana	PHO	59	1946	33.0
9)	Dupree, Candice	IND	31	1013	32.7
10)	Toliver, Kristi	WAS	37	1207	32.6
11)	Augustus, Seimone	MIN	56	1812	32.4
12)	Griner, Brittney	PHO	33	1064	32.2
13)	Pondexter, Cappie	IND	38	1203	31.7
14)	Beard, Alana	LAS	38	1195	31.4
15)	Loyd, Jewell	SEA	10	314	31.4
16)	Sims, Odyssey	LAS	12	375	31.2
17)	McCoughtry, Angel	ATL	33	1028	31.2
18)	Clark, Alysha	SEA	12	371	30.9
19)	January, Briann	PHO	51	1559	30.6
20)	Ogwumike, Nneka	LAS	31	947	30.6

Games Started, Lifetime, WNBA, Active Players (Postseason)

Rank	Player	Team	GS
1)	Whalen, Lindsay	MIN	82
2)	Brunson, Rebekkah	MIN	66
3)	Taurasi, Diana	PHO	59
4)	Augustus, Seimone	MIN	56
4)	Moore, Maya	MIN	56
6)	Bird, Sue	SEA	47
7)	Parker, Candace	LAS	43
8)	Beard, Alana	LAS	38
8)	Fowles, Sylvia	MIN	38
8)	January, Briann	PHO	38
11)	Pondexter, Cappie	IND	36
12)	Toliver, Kristi	WAS	35
13)	Griner, Brittney	PHO	33
13)	McCoughtry, Angel	ATL	33
15)	Dupree, Candice	IND	31
15)	Ogwumike, Nneka	LAS	31

Rebounds Per Game, Lifetime, WNBA, Active Players (Postseason)

Rank	Player	Team	G	OREB	ORPG	DREB	DRPG	REB	RPG
1)	Fowles, Sylvia	MIN	38	122	3.2	281	7.4	403	10.6
2)	Charles, Tina	NYL	15	44	2.9	97	6.5	141	9.4
3)	Parker, Candace	LAS	43	100	2.3	302	7.0	402	9.3
4)	Larkins, Erlana	MIN	37	135	3.6	181	4.9	316	8.5
5)	Ogwumike, Nneka	LAS	31	73	2.5	165	5.3	243	7.8
6)	Breland, Jessica	ATL	20	42	2.1	105	5.3	147	7.4

Assists Per Game, Lifetime, WNBA, Active Players (Postseason)

Rank	Player	Team	G	AST	APG
1)	Vandersloot, Courtney	CHI	19	123	6.5
2)	Bird, Sue	SEA	47	258	5.5
3)	Gray, Chelsea	LAS	19	88	4.6
4)	Taurasi, Diana	PHO	59	247	4.2
5)	Whalen, Lindsay	MIN	82	340	4.1
6)	Pondexter, Cappie	IND	38	153	4.0
7)	January, Briann	PHO	51	199	3.9
8)	Toliver, Kristi	WAS	37	134	3.6
9)	Parker, Candace	LAS	43	151	3.5
10)	Sims, Odyssey	LAS	12	42	3.5

HEAD COACH DEREK FISHER



Derek Fisher was named the 12th head coach of the Los Angeles Sparks on December 5, 2018. Fisher is a Los Angeles basketball legend, playing 18 seasons in the NBA and winning five championships with the Los Angeles Lakers. Fisher was drafted 24th overall by the Lakers in 1996, and played alongside Kobe Bryant and Shaquille O'Neal en route to three consecutive titles from 2000-2002. He later added two more rings in 2009 and 2010 with Los Angeles. Fisher also played for the Golden State Warriors, Utah Jazz, Dallas Mavericks and Oklahoma City Thunder.

Fisher's accolades include holding the all-time NBA record for playoff game appearances (259). He's also known for hitting a buzzer-beater with 0.4 seconds left against the San Antonio Spurs in Game 5 of the 2004 Western Conference Semifinals as a member of the Lakers. In his time as a player, he served as president of the players' union from 2006-2013.

After finishing the 2013 season with the Thunder, Fisher transitioned to the sidelines, being named head coach of the New York Knicks on June 10, 2014. Fisher coached into the 2015-2016 season with New York, helping develop then-rookie Kristaps Porzingis.

Fisher is a native of Little Rock, Arkansas where he attended Parkview Arts and Science Magnet High School, lettering in basketball. He then attended the University of Arkansas at Little Rock, where he finished his four-year career second all-time in school history in points (1,393), assists (472) and steals (189). His senior year, he was named Sun Belt Conference Player of the Year.

In the spring of 2016, Fisher became a television analyst for TNT, NBA TV and later Spectrum SportsNet as an in-studio analyst for the Lakers.



ASSISTANT COACHES

Fred Williams



Fred Williams was named assistant coach of the Los Angeles Sparks on Jan. 22, 2019 and brings over 35 years of collegiate and professional coaching experience. Most recently, Williams served as the Dallas Wings, previously Tulsa Shock, head coach from 2014-2018 where he coached WNBA All-Stars Skylar Diggins and Liz Cambage.

Williams launched his coaching career in 1983 as an assistant coach at USC where he coached standouts Cynthia Cooper, Pamela McGee, Cheryl Miller, Lisa Leslie and Tina Thompson. Williams helped lead the Trojans to back-to-back NCAA titles in 1983 and 1984 before serving as head coach from 1995-1997.

In addition to his time in Dallas, Williams previously served as head coach of the Utah Starzz from 1999-2001. Williams then spent six seasons with the Atlanta Dream, winning three WNBA Eastern Conference Championships. Williams took over Atlanta's head coach in 2012 and led the Dream to the WNBA finals in 2013.

Williams played for Boise State men's basketball program from 1976-1979 and averaged 12.0 points and 5.8 assists in his final season. The All-Big Sky Conference point guard played briefly in the NBA for the Utah Jazz before transitioning to a role on the sidelines. He also served as an advance scout for the Washington Mystics, Utah Jazz, Seattle Supersonics and Sacramento Kings.

Off the court, Williams is an avid musician who produces jazz music under the name "Freddy Bass Williams." He has released two jazz albums titled "Game Time" and "My Gift to You." Williams is originally from Inglewood, California, but currently resides in Irving, Texas with his wife Bo and their five children.

Latricia Trammell



Latricia Trammell was named assistant coach of the Los Angeles Sparks on Jan. 22, 2019. Trammell most recently served as an assistant coach for the San Antonio Stars in 2017 where she worked with the first overall pick Kelsey Plum.

Trammell also served as head coach at Oklahoma State University, producing an 85-10 record with the Stars. She led the team to back-to-back NAIA Division I women's basketball national championships in 2014 and 2015, which earned her National Coach of the Year honors in those two years. After her two titles at OCU, Trammell transitioned to Division I basketball and became an assistant coach for Georgia State from 2015-2017 before transitioning to the WNBA. Trammell holds a 255-131 overall high school and college coaching record in her 24 years on the sidelines.

The Oklahoma native debuted as a head coach when she took over the job at Western State (Colo.) University. Trammell spent five seasons with the Mountaineers and built Western State to be a top contender in the Rocky Mountain Athletic Conference. Trammell's team notched a 105-76 record and made five consecutive RMAC Shootout appearances, catapulting her to become the third winningest coach in program history.

Trammell formally served on the WBCA National Convention Advisory Board and on the voting committee for USA Today/ESPN D-II Top 25. The Seminole, Oklahoma native is also a frequent basketball clinician and was a former player for both Seminole State College and East Central Oklahoma.

Jamal Lovell



The Los Angeles Sparks named Jamal "Dash" Lovell their player development assistant coach on March 4, 2019. Lovell is a professional basketball skills trainer bringing over 11 years of experience working with NBA, WNBA and NCAA athletes, including Candace Parker, Paul George and Dwyane Wade.

Lovell is currently involved with high-profile training clinics in Los Angeles, New York and Miami. In total, Lovell has helped 22 players play NCAA Division I basketball and has worked with over 30 NBA and WNBA players. Lovell, who's known for his training brand DashLetics, believes that aggressiveness, balance and footwork are the key components for success on the court.

#0	ALANA BEARD	GUARD/FORWARD	5-11	5/14/84	DUKE	13TH SEASON
----	-------------	---------------	------	---------	------	-------------

2019 Regular Season Averages:

G-GS	PPG	RPG	APG	SPG	BPG	MPG	FG%	3FG%	FT%
16-3	3.3	1.5	1.4	0.8	0.2	14.7	44.9	20.0	77.8

	2019 Season Highs	Career Highs	Playoff Career Highs
PTS	10	33, at PHX 6/4/08	22, at CT 9/29/04
REB	3	10, Twice	9, at PHX 9/21/13 (Twice)
AST	4	10, at SA 6/28/12	7, vs MIN 10/14/16 (Twice)
STL	5	7, 3 Times	4, vs MIN 9/20/15 (Twice)
BLK	1	4, Twice	4, at CT 9/29/04
FGM	4	13, vs. SEA 7/23/06	9, at CT 9/29/04
3FGM	1	6, at ATL 6/3/08	1, vs. MIN 10/14/16 (6 times)
FTM	2	11, Twice	7, at CT 9/27/04
MINS	25	48, vs. IND 6/18/05	39, at PHX 9/21/13



GAME BY GAME STATS

Date	Opponent	MIN	FG-A	PCT	3PM-A	PCT	FTM-A	PCT	OFF	DEF	TOT	AST	STL	BLK	TO	PF	PTS
5/26	@LV	20:00	2 - 4	50.0	-	-	1 - 2	50.0	0	3	3	4	0	0	1	2	5
5/31	CT	DND	Hamstring	-	-	-	-	-	-	-	-	-	-	-	-	-	-
6/4	@NY	DND	Hamstring	-	-	-	-	-	-	-	-	-	-	-	-	-	-
6/6	@CT	DND	Hamstring	-	-	-	-	-	-	-	-	-	-	-	-	-	-
6/8	@MIN	DND	Hamstring	-	-	-	-	-	-	-	-	-	-	-	-	-	-
6/14	@PHO	DND	Hamstring	-	-	-	-	-	-	-	-	-	-	-	-	-	-
6/15	NY	DND	Hamstring	-	-	-	-	-	-	-	-	-	-	-	-	-	-
6/18	WASH	DND	Hamstring	-	-	-	-	-	-	-	-	-	-	-	-	-	-
6/21	@SEA	23:27	3 - 6	50.0	0 - 1	0	2 - 2	100.0	1	2	3	2	0	0	1	1	8
6/23	@PHO	16:08	0 - 3	0	0 - 1	0	-	-	0	1	1	2	0	0	0	2	0
6/27	LV	19:14	0 - 2	0	-	-	2 - 2	100.0	0	3	3	3	5	0	1	1	2
6/30	CHI	DND	-	-	-	-	-	-	-	-	-	-	-	-	-	-	-
7/7	WASH	10:52	2 - 3	66.7	-	-	-	-	0	0	0	0	1	0	0	1	4
7/9	@DAL	18:40	2 - 6	33.3	0 - 1	0	-	-	0	1	1	2	0	1	1	1	4
7/12	@IND	7:46	1-2	50.0	-	-	-	-	0	0	0	1	1	0	0	0	2
7/14	@ATL	DND	Hamstring	-	-	-	-	-	-	-	-	-	-	-	-	-	-
7/18	DAL	DND	Hamstring	-	-	-	-	-	-	-	-	-	-	-	-	-	-
7/20	@NY	DND	Hamstring	-	-	-	-	-	-	-	-	-	-	-	-	-	-
7/23	@ATL	DND	Hamstring	-	-	-	-	-	-	-	-	-	-	-	-	-	-
8/1	LV	DND	Hamstring	-	-	-	-	-	-	-	-	-	-	-	-	-	-
8/4	SEA	DND	Hamstring	-	-	-	-	-	-	-	-	-	-	-	-	-	-
8/8	PHO	DND	Hamstring	-	-	-	-	-	-	-	-	-	-	-	-	-	-
8/11	CHI	DND	Hamstring	-	-	-	-	-	-	-	-	-	-	-	-	-	-
8/14	@DAL	13:12	1-4	25.0	-	-	-	-	0	3	3	1	0	0	0	1	2
8/16	@CHI	25:12	4-5	80.0	1-1	100.0	1-1	100.0	0	1	1	4	1	0	0	2	10
8/20	MIN	19:57	3-5	60.0	-	-	1-2	50.0	1	1	2	1	1	0	1	4	7
8/22	IND	13:03	1 - 1	100.0	-	-	-	-	0	3	3	0	0	0	2	1	2
8/25	CT	15:41	1-3	33.3	0-1	0	-	-	0	1	1	2	0	0	1	2	2
8/27	@WASH	6:00	1-3	33.3	-	-	-	-	0	0	0	0	0	0	0	0	2
8/29	@IND	DNP	CD	-	-	-	-	-	-	-	-	-	-	-	-	-	-
8/31	@LV	DNP	CD	-	-	-	-	-	-	-	-	-	-	-	-	-	-
9/3	ATL	5:52	1-2	50.0	-	-	-	-	0	1	1	0	0	1	1	2	2
9/5	SEA	8:19	-	-	-	-	-	-	0	1	1	1	1	0	0	0	0
9/8	MIN	11:29	-	-	-	-	-	-	0	1	1	0	2	1	0	1	0
Totals	-	235	22- 49	44.9	1 - 5	20.0	7 - 9	77.8	2	22	24	23	12	3	9	21	52

#1 ALEXIS JONES GUARD 5-9 05/08/94 BAYLOR 3RD SEASON

2019 Regular Season Averages:

G-GS	PPG	RPG	APG	SPG	BPG	MPG	FG%	3FG%	FT%
20-1	4.0	1.1	1.8	0.3	0.3	12.2	40.0	33.3	80.0

	2019 Season Highs	Career Highs	Playoff Career Highs
PTS	15	15, vs. MN 8/20/19	9, at LA 9/26/17
REB	2	4, vs. IND 8/30/17	2, at LA 9/26/17
AST	4	5, vs. CHI 9/1/17	4, at LA 9/26/17
STL	2	3 vs. IND, 8/18/17	--
BLK	2	2 vs. LV, 5/26/19	--
FGM	5	5, vs. MN 8/20/19	3, at LA 9/26/17
3FGM	3	3, three times	3, at LA 9/26/17
FTM	2	2, three times	--
MINs	20:43	28, vs. LA 6/3/18	17, at LA 9/26/17



GAME BY GAME STATS

Date	Opponent	MIN	FG-A	PCT	3PM-A	PCT	FTM-A	PCT	OFF	DEF	TOT	AST	STL	BLK	TO	PF	PTS
5/26	@LV	16	0 - 4	-	0 - 2	-	0 - 0	-	0	2	2	4	0	2	0	2	0
5/31	CT	15	1 - 7	.143	0-3	-	0 - 0	-	0	2	2	4	0	0	0	1	2
6/4	@NY	16:55	4 - 6	66.7	1 - 2	50.0	1-1	100.0	0	1	1	2	0	0	1	1	10
6/6	@CT	20	1 - 4	25.0	0 - 2	-	2 - 2	100.0	0	2	2	4	1	0	3	3	4
6/8	@MIN	DNP	-	-	-	-	-	-	-	-	-	-	-	-	-	-	-
6/14	@PHO	8:18	0 - 1	-	-	-	-	-	0	1	1	0	0	0	1	0	0
6/15	NY	14:55	3 - 4	75.0	3 - 3	100.0	-	-	0	0	0	2	0	0	3	3	9
6/18	WASH	DNP	CD	-	-	-	-	-	-	-	-	-	-	-	-	-	-
6/21	@SEA	DNP	CD	-	-	-	-	-	-	-	-	-	-	-	-	-	-
6/23	@PHO	15:22	3 - 5	60.0	1 - 1	100.0	1 - 2	50.0	0	0	0	1	0	0	1	2	8
6/27	LV	DNP	Knee	-	-	-	-	-	-	-	-	-	-	-	-	-	-
6/30	CHI	DNP	Knee	-	-	-	-	-	-	-	-	-	-	-	-	-	-
7/7	WASH	DNP	Knee	-	-	-	-	-	-	-	-	-	-	-	-	-	-
7/9	@DAL	DNP	Knee	-	-	-	-	-	-	-	-	-	-	-	-	-	-
7/12	@IND	DNP	Knee	-	-	-	-	-	-	-	-	-	-	-	-	-	-
7/14	@ATL	DNP	Knee	-	-	-	-	-	-	-	-	-	-	-	-	-	-
7/18	DAL	DNP	Knee	-	-	-	-	-	-	-	-	-	-	-	-	-	-
7/20	@NY	DNP	Knee	-	-	-	-	-	-	-	-	-	-	-	-	-	-
7/23	@ATL	DNP	Knee	-	-	-	-	-	-	-	-	-	-	-	-	-	-
8/1	LV	20:43	3 - 9	33.3	1 - 6	16.7	-	-	1	3	4	2	0	0	2	2	7
8/4	SEA	20:16	1-3	33.3	0-1	0.0	0-0	-	0	2	2	4	2	1	3	1	2
8/8	PHO	13:34	3 - 4	75.0	1 - 1	100.0	-	-	1	1	2	3	0	0	1	1	7
8/11	CHI	11:07	0 - 1	0	-	-	1 - 2	50.0	0	0	0	2	2	0	3	3	1
8/14	@DAL	6:53	1-3	33.3	0-1	0.0	2-2	100.0	0	0	0	0	1	1	1	2	4
8/16	@CHI	5:45	0-1	0.0	-	-	-	-	0	0	0	0	0	0	0	2	0
8/20	MIN	15:57	5-7	71.4	2-4	50.0	3-4	75.0	0	2	2	0	0	0	5	2	15
8/22	IND	10:32	0 - 1	0.0	-	-	-	-	0	1	1	4	0	1	1	1	0
8/25	CT	2:11	0-0	-	-	-	2-2	100.0	0	0	0	0	0	0	0	0	2
8/27	@WASH	10:03	2-4	50.0	1-3	33.3	-	-	0	1	1	0	0	0	0	0	5
8/29	@IND	2:20	0-2	0.0	0-1	0.0	-	-	0	1	1	0	0	0	0	0	0
8/31	@LV	DNP	CD	-	-	-	-	-	-	-	-	-	-	-	-	-	-
9/3	ATL	DNP	CD	-	-	-	-	-	-	-	-	-	-	-	-	-	-
9/5	SEA	10:44	1-4	25.0	1-3	33.0	-	-	0	1	1	2	0	0	0	1	3
9/8	MIN	7:40	-	-	-	-	-	-	0	0	0	2	0	0	2	2	0
Totals	-	243	28-70	40.0	11-33	33.3	12-15	80.0	2	20	22	36	6	4	27	29	79

2019 Regular Season Averages:

G-GS	PPG	RPG	APG	SPG	BPG	MPG	FG%	3FG%	FT%
23 - 14	12.3	2.6	1.6	1.1	0.1	25.8	38.4	39.1	88.0

	2019 Season Highs	Career Highs	Playoff Career Highs
PTS	37	51, vs. SA 9/8/13	17, vs MIN 8/21/18
REB	5	9, vs. SEA 9/12/13	3, vs MIN 8/21/18
AST	4	6 (3 Times)	1, vs. vs MIN 8/23/18 (3 times)
STL	2	5 (3 Times)	2, vs MIN 8/21/18
BLK	1	2 (5 Times)	1, at WSH 8/23/18
FGM	10	17, SA 9/8/13	6, vs MIN 8/21/18
3FGM	7	8, vs. SA 9/8/13	3, vs MIN 8/21/18
FTM	10	18, at ATL 7/7/15	2, vs MIN 8/21/18 (Twice)
MINS	40	40, at ATL 7/14/19	26, vs MIN 8/23/18



GAME BY GAME STATS

Date	Opponent	MIN	FG-A	PCT	3PM-A	PCT	FTM-A	PCT	OFF	DEF	TOT	AST	STL	BLK	TO	PF	PTS
5/26	@LV	17	1 - 4	25.0	1 - 2	50.0	1 - 2	50.0	1	1	2	0	0	0	2	3	4
5/31	CT	19:41	2 - 8	25.0	1 - 4	25.0	2 - 2	100.0	0	1	1	0	1	0	2	2	7
6/4	@NY	14:43	0 - 5	0	0 - 3	0	-	-	0	4	4	1	2	0	0	0	0
6/6	@CT	DND	CD	-	-	-	-	-	-	-	-	-	-	-	-	-	-
6/8	@MN	23:44	7 - 16	43.8	4 - 9	44.4	7 - 7	100.0	1	3	4	4	2	0	2	4	25
6/14	@PHO	28:32	4 - 10	40.0	3 - 5	60.0	-	-	0	2	2	3	2	1	0	1	11
6/15	NY	25:44	3 - 12	25.0	2 - 7	28.6	-	-	0	3	3	1	2	0	1	3	8
6/18	WASH	19:29	1 - 4	25.0	0 - 2	0.0	-	-	0	0	0	0	2	0	3	3	2
6/21	@SEA	19:07	2 - 5	40.0	2 - 3	66.7	1 - 2	50.0	0	3	3	1	2	0	0	1	7
6/23	@PHO	27:25	2 - 7	28.6	1 - 4	25.0	2 - 2	100.0	0	1	1	3	0	0	1	3	7
6/27	LV	35:44	7 - 16	43.8	3 - 6	50.0	1 - 1	100.0	1	4	5	2	0	0	2	1	18
6/30	CHI	29:55	5 - 11	45.5	3 - 8	37.5	6 - 7	85.7	1	2	3	3	1	0	2	3	19
7/7	WASH	27:03	6 - 11	54.5	5 - 10	50.0	2 - 2	100.0	1	3	4	1	1	0	1	3	19
7/9	@DAL	32:21	6 - 14	42.9	2 - 4	50.0	-	-	2	1	3	2	1	0	2	3	14
7/12	@IND	19:50	3 - 9	33.3	2 - 6	33.3	-	-	0	1	1	4	2	0	1	2	8
7/14	@ATL	39:41	8 - 19	42.1	5 - 12	41.0	2 - 2	100.0	1	3	4	0	1	0	0	3	23
7/18	DAL	SUSP	-	-	-	-	-	-	-	-	-	-	-	-	-	-	-
7/20	@NY	SUSP	-	-	-	-	-	-	-	-	-	-	-	-	-	-	-
7/23	@ATL	SUSP	-	-	-	-	-	-	-	-	-	-	-	-	-	-	-
8/1	LV	SUSP	-	-	-	-	-	-	-	-	-	-	-	-	-	-	-
8/4	SEA	SUSP	-	-	-	-	-	-	-	-	-	-	-	-	-	-	-
8/8	PHO	SUSP	-	-	-	-	-	-	-	-	-	-	-	-	-	-	-
8/11	CHI	SUSP	-	-	-	-	-	-	-	-	-	-	-	-	-	-	-
8/14	@DAL	SUSP	-	-	-	-	-	-	-	-	-	-	-	-	-	-	-
8/16	@CHI	SUSP	-	-	-	-	-	-	-	-	-	-	-	-	-	-	-
8/20	MIN	SUSP	-	-	-	-	-	-	-	-	-	-	-	-	-	-	-
8/22	IND	27:45	4 - 12	33.3	1 - 8	12.5	1 - 2	50.0	1	4	5	3	0	1	2	2	10
8/25	CT	25:56	7 - 12	58.3	5 - 8	62.5	2 - 2	100.0	0	2	2	1	1	0	1	5	21
8/27	@WASH	26:43	2 - 9	22.2	0 - 5	0.0	2 - 2	100.0	2	3	5	0	2	0	3	5	6
8/29	@IND	36:42	6 - 16	37.5	2 - 4	50.0	1 - 2	50.0	0	1	1	2	1	0	0	3	15
8/31	@LV	35:44	10 - 22	45.5	7 - 15	46.7	10 - 11	90.9	0	0	0	2	1	0	1	0	37
9/3	ATL	16:19	0 - 3	0.0	0 - 2	0.0	3 - 3	100.0	1	2	3	0	0	1	2	4	3
9/5	SEA	21:31	2 - 5	40.0	1 - 2	50.0	-	-	0	2	2	1	2	0	1	3	5
9/8	MIN	22:04	5 - 12	41.7	4 - 9	44.4	1 - 1	100.0	1	1	2	3	0	1	0	1	15
Totals	-	593	93-242	38.4	54-138	39.1	44-50	88.0	13	47	60	37	26	4	28	58	284

#3	CANDACE PARKER	FORWARD/CENTER	6-4	4/19/86	TENNESSEE	11TH SEASON
----	----------------	----------------	-----	---------	-----------	-------------

2019 Regular Season Averages:

G-GS	PPG	RPG	APG	SPG	BPG	MPG	FG%	3FG%	FT%
22 - 22	11.2	6.4	3.5	1.0	0.8	26.0	42.2	26.7	79.1

	2019 Season Highs	Career Highs	Playoff Career Highs
PTS	21	40, vs HOU 7/9/08	33, vs. MIN 10/7/12
REB	11	20, at SA 6/1/13	18, at PHO 9/25/09
AST	6	11, at WAS 6/15 /18	11, at PHO 9/17/17
STL	4	8, vs IND 8/18/15	5, vs. MIN 9/29/17
BLK	4	9, vs TUL 6/20/12	4, at MIN 10/4/17 (5 Times)
FGM	9	15, vs HOU 7/9/08	14, vs. MIN 10/7/12
3FGM	3	5, Twice	3, at CHI 10/4/16 (4 Times)
FTM	5	14 vs. SEA 7/25/13	14, at CHI 10/4/16
MINs	31:52	48, Twice	40, at MIN 9/22/15 (4 Times)



GAME BY GAME STATS

Date	Opponent	MIN	FG-A	PCT	3PM-A	PCT	FTM-A	PCT	OFF	DEF	TOT	AST	STL	BLK	TO	PF	PTS
5/26	@LV	DND	Hamstring	-	-	-	-	-	-	-	-	-	-	-	-	-	-
5/31	CT	DND	Hamstring	-	-	-	-	-	-	-	-	-	-	-	-	-	-
6/4	@NY	DND	Hamstring	-	-	-	-	-	-	-	-	-	-	-	-	-	-
6/6	@CT	DND	Hamstring	-	-	-	-	-	-	-	-	-	-	-	-	-	-
6/8	@MIN	DND	Hamstring	-	-	-	-	-	-	-	-	-	-	-	-	-	-
6/14	@PHO	DND	Hamstring	-	-	-	-	-	-	-	-	-	-	-	-	-	-
6/15	NY	DND	Hamstring	-	-	-	-	-	-	-	-	-	-	-	-	-	-
6/18	WASH	24:41	1 - 9	11.1	0-3	0.0	1 - 2	50.0	1	4	5	3	2	0	6	1	3
6/21	@SEA	22:47	1 - 9	11.1	0-4	0.0	-	-	1	3	4	2	0	2	1	0	2
6/23	@PHO	28:28	3 - 10	30.0	2 - 4	50.0	4 - 4	100.0	1	10	11	3	0	0	2	1	12
6/27	LV	31:52	6 - 12	50.0	2 - 4	50.0	4 - 5	80.0	1	8	9	3	4	2	9	1	18
6/30	CHI	21:43	5 - 10	50.0	1 - 2	50.0	1 - 1	100.0	1	5	6	3	1	1	0	3	12
7/7	WASH	27:55	2 - 8	25.0	0 - 1	0	3 - 5	60.0	0	7	7	4	0	1	1	1	7
7/9	@DAL	6:11	1 - 2	50.0	-	-	-	-	1	2	3	1	0	0	2	0	2
7/12	@IND	DND	Ankle	-	-	-	-	-	-	-	-	-	-	-	-	-	-
7/14	@ATL	DND	Ankle	-	-	-	-	-	-	-	-	-	-	-	-	-	-
7/18	DAL	DND	Ankle	-	-	-	-	-	-	-	-	-	-	-	-	-	-
7/20	@NY	NWT	Ankle	-	-	-	-	-	-	-	-	-	-	-	-	-	-
7/23	@ATL	NWT	Ankle	-	-	-	-	-	-	-	-	-	-	-	-	-	-
8/1	LV	27:59	5 - 9	55.6	3 - 3	100.0	3-3	100.0	0	7	7	3	3	4	3	2	16
8/4	SEA	24:44	9-16	56.3	0-4	0.0	3-3	100.0	1	6	7	2	2	0	3	1	21
8/8	PHO	29:11	3 - 8	37.5	1-3	33.3	5-7	71.4	1	10	11	6	0	1	2	1	12
8/11	CHI	30:21	2 - 6	33.3	0 - 2	0	4 - 4	100.0	0	2	2	5	1	0	2	3	8
8/14	@DAL	28:26	2-8	25.0	0-3	0	0-0	0	1	1	2	2	1	0	3	3	4
8/16	@CHI	29:35	2-9	22.2	1-4	25.0	0-0	0	1	4	5	4	3	2	2	2	5
8/20	MIN	26:51	8-14	57.1	2-4	50.0	2-2	100.0	2	8	10	3	0	1	1	3	20
8/22	IND	19:48	3 - 8	37.5	0 - 2	0.0	2 - 4	50.0	0	3	3	5	0	0	0	2	8
8/25	CT	29:24	5-10	50.0	1-3	33.3	2-2	100.0	0	2	2	5	0	1	3	2	13
8/27	@WASH	18:10	3-5	60.0	0-1	0.0	6-8	75.0	1	2	3	1	1	0	3	3	12
8/29	@IND	32:17	3-8	37.5	-	-	-	-	1	5	6	5	2	1	3	5	6
8/31	@LV	32:08	6-14	42.9	2-5	40.0	-	-	0	6	6	5	1	0	1	3	14
9/3	ATL	30:25	7-14	50.0	1-4	25.0	6-7	85.7	3	8	11	6	1	2	1	2	21
9/5	SEA	24:52	7-13	53.8	0-2	0.0	6-9	66.7	5	4	9	2	0	0	3	0	20
9/8	MIN	23:19	5-9	55.6	0-2	0.0	1-1	100.0	2	5	7	3	1	1	3	0	11
Totals	-	571	89-211	42.2	16-60	26.7	53-67	79.1	24	116	140	76	23	17	54	39	247

#5	MARINA MABREY	GUARD	5-11	11/14/96	NOTRE DAME	R-SEASON
----	---------------	-------	------	----------	------------	----------

2019 Regular Season Averages:

G-GS	PPG	RPG	APG	SPG	BPG	MPG	FG%	3FG%	FT%
31-0	4.0	1.2	1.0	0.6	0.2	11.6	34.4	27.3	87.5

	2019 Season Highs	Career Highs	Playoff Career Highs
PTS	14	14, @ CT (6/6/19)	—
REB	5	5, vs. WAS (6/19/19)	—
AST	5	5, vs. CHI (6/30/19)	1, vs. SEA 9/15/19
STL	3	3, @ MN (6/8/19)	—
BLK	2	2, vs NY (6/14/19)	—
FGM	4	4, @ CT (6/6/19)	—
3FGM	3	3, @ CT (6/6/19)	—
FTM	4	4, @ ATL (7/14/19)	—
MINs	28	28, @CT (6/6/19)	3, vs. SEA 9/15/19



GAME BY GAME STATS


Date	Opponent	MIN	FG-A	PCT	3PM-A	PCT	FTM-A	PCT	OFF	DEF	TOT	AST	STL	BLK	TO	PF	PTS
5/26	@LV	20	2 - 4	50.0	2 - 3	66.7	0 - 0	-	1	2	3	0	2	0	2	0	6
5/31	CT	4:51	1 - 2	50.0	1 - 1	100.0	0 - 0	-	0	1	1	0	0	0	1	3	3
6/4	@NY	10:23	0 - 4	-	0 - 2	-	0 - 0	-	0	0	0	1	0	0	0	0	0
6/6	@CT	28:08	4 - 12	33.3	3 - 7	42.9	3 - 3	100.0	1	1	2	2	2	1	0	1	14
6/8	@MIN	11:47	2 - 6	33.3	1 - 5	20.0	0 - 1	-	0	0	0	3	3	0	2	3	5
6/14	@PHO	13:38	2 - 3	66.7	1 - 2	50.0	-	-	0	1	1	2	1	0	0	0	5
6/15	NY	11:52	0-5	-	0-3	-	-	-	0	2	2	1	1	2	0	1	0
6/18	WASH	20:00	2-9	22.2	0-3	0	-	-	1	4	5	1	0	0	3	0	4
6/21	@SEA	14:55	2-6	33.3	1-4	25.0	2-2	100.0	0	0	0	0	0	0	0	0	7
6/23	@PHO	13:04	2 - 5	40.0	-	-	-	-	2	2	4	1	1	1	0	1	4
6/27	LV	13:35	2 - 4	50.0	0 - 2	0	-	-	0	2	2	1	0	0	2	2	4
6/30	CHI	14:09	3 - 6	50.0	1 - 4	25.0	-	-	1	2	3	5	0	0	1	1	7
7/7	WASH	6:23	0 - 2	0	0 - 1	0	-	-	0	0	0	1	0	0	1	0	0
7/9	@DAL	9:51	1 - 3	33.3	1 - 3	33.3	-	-	0	0	0	1	0	0	1	1	3
7/12	@IND	18:17	4 - 9	44.4	2-6	33.3	-	-	0	2	2	3	1	1	1	2	10
7/14	@ATL	15:46	0 - 4	0	0 - 3	0	4 - 4	100.0	0	0	0	1	1	1	0	0	4
7/18	DAL	25:57	4 - 8	50.0	2 - 3	66.7	2 - 2	100.0	0	1	1	1	1	0	1	0	12
7/20	@NY	4:17	0 - 4	0	0 - 1	0	-	-	0	0	0	0	0	0	1	0	0
7/23	@ATL	4:08	0 - 0	-	0-0	-	0-0	-	0	0	0	0	0	0	1	0	0
8/1	LV	1:28	0 - 1	0	0 - 1	0	-	-	0	1	1	0	0	0	1	1	0
8/4	SEA	15:34	3 - 7	42.9	2-5	40.0	2-2	100.0	0	2	2	0	0	1	1	0	10
8/8	PHO	12:35	4 - 8	50.0	1 - 5	20.0	-	-	0	1	1	1	0	0	0	2	9
8/11	CHI	16:12	1 - 5	20.0	1-4	25.0	-	-	0	2	2	0	2	0	0	1	3
8/14	@DAL	2:45	0-2	0	0-1	0	-	-	0	1	1	0	0	0	0	0	0
8/16	@CHI	DNP	CD	-	-	-	-	-	-	-	-	-	-	-	-	-	-
8/20	MIN	2:31	-	-	-	-	-	-	0	0	0	0	0	0	0	0	0
8/22	IND	6:30	1 - 2	50.0	-	-	1 - 2	50.0	0	0	0	2	1	0	0	0	3
8/25	CT	1:08	-	-	-	-	-	-	0	0	0	0	0	0	1	0	0
8/27	@WASH	7:17	0-1	0.0	0-1	0.0	-	-	0	0	0	0	2	0	1	0	0
8/29	@IND	DNP	CD	-	-	-	-	-	-	-	-	-	-	-	-	-	-
8/31	@LV	DNP	CD	-	-	-	-	-	-	-	-	-	-	-	-	-	-
9/3	ATL	14:39	0-3	0.0	0-2	0.0	-	-	0	3	3	1	0	0	2	0	0
9/5	SEA	6:49	2-2	100.0	-	-	-	-	0	1	1	2	0	0	0	2	4
9/8	MIN	6:13	3-4	75.0	2-2	100.0	-	-	0	1	1	0	1	0	1	1	8
Totals	-	355	45-131	34.4	21-77	27.3	14-16	87.5	6	32	38	30	19	7	24	23	125

#7	MARIA VADEEVA	FORWARD/CENTER	6-4	6/16/98	RUSSIA	2ND SEASON
----	---------------	----------------	-----	---------	--------	------------

2019 Regular Season Averages:

G-GS	PPG	RPG	APG	SPG	BPG	MPG	FG%	3FG%	FT%
15- 1	7.8	3.9	0.7	1.0	0.2	12.0	49.0	31.3	76.9

	2019 Season Highs	Career Highs	Playoff Career Highs
PTS	24	24, at LV 5/26/19	2, at WSH 8/23/18
REB	7	7, Twice	2, vs. SEA 9/15/19
AST	3	3, vs. SEA 8/4/19	2, vs. SEA 9/15/19
STL	3	3, vs. MN 8/20/19	--
BLK	3	3, vs. DAL 6/26/18	1, vs. SEA 9/15/19
FGM	11	11, at LV 5/26/19	1, at WSH 8/23/18
3FGM	2	2, 2 Times	--
FTM	0	3, at LV 6/29/18	--
MINS	24	24, at LV 5/26/19	6, vs. SEA 9/15/19



GAME BY GAME STATS

Date	Opponent	MIN	FG-A	PCT	3PM-A	PCT	FTM-A	PCT	OFF	DEF	TOT	AST	STL	BLK	TO	PF	PTS
5/26	@LV	24	11 - 20	55.0	2 - 4	50.0	0 - 1	0.0	1	4	5	1	2	3	3	3	24
5/31	CT	NWT	Overseas	-	-	-	-	-	-	-	-	-	-	-	-	-	-
6/4	@NY	NWT	Overseas	-	-	-	-	-	-	-	-	-	-	-	-	-	-
6/6	@CT	NWT	Overseas	-	-	-	-	-	-	-	-	-	-	-	-	-	-
6/8	@MIN	NWT	Overseas	-	-	-	-	-	-	-	-	-	-	-	-	-	-
6/14	@PHO	NWT	Overseas	-	-	-	-	-	-	-	-	-	-	-	-	-	-
6/15	NY	NWT	Overseas	-	-	-	-	-	-	-	-	-	-	-	-	-	-
6/18	WASH	NWT	Overseas	-	-	-	-	-	-	-	-	-	-	-	-	-	-
6/21	@SEA	NWT	Overseas	-	-	-	-	-	-	-	-	-	-	-	-	-	-
6/23	@PHO	NWT	Overseas	-	-	-	-	-	-	-	-	-	-	-	-	-	-
6/27	LV	NWT	Overseas	-	-	-	-	-	-	-	-	-	-	-	-	-	-
6/30	CHI	NWT	Overseas	-	-	-	-	-	-	-	-	-	-	-	-	-	-
7/7	WASH	NWT	Overseas	-	-	-	-	-	-	-	-	-	-	-	-	-	-
7/9	@DAL	NWT	Overseas	-	-	-	-	-	-	-	-	-	-	-	-	-	-
7/12	@IND	DND	Knee	-	-	-	-	-	-	-	-	-	-	-	-	-	-
7/14	@ATL	DND	Knee	-	-	-	-	-	-	-	-	-	-	-	-	-	-
7/18	DAL	DND	Knee	-	-	-	-	-	-	-	-	-	-	-	-	-	-
7/20	@NY	DND	Knee	-	-	-	-	-	-	-	-	-	-	-	-	-	-
7/23	@ATL	DND	Knee	-	-	-	-	-	-	-	-	-	-	-	-	-	-
8/1	LV	9:03	1 - 7	14.3	0 - 1	0	-	-	0	2	2	0	0	0	0	1	2
8/4	SEA	15:16	5-6	83.3	0-0	-	4-4	100.0	2	2	4	3	2	0	2	2	14
8/8	PHO	11:09	2-4	50.0	1- 2	50.0	-	-	0	1	1	0	0	0	1	3	5
8/11	CHI	11:25	5 - 6	83.3	1-1	100.0	1-1	100.0	2	3	5	0	0	0	2	2	12
8/14	@DAL	10:30	4-7	57.1	0-2	0	1-1	100.0	0	3	3	1	1	0	1	4	9
8/16	@CHI	13:54	1-8	12.5	0-1	0	0	0	2	2	4	0	2	0	2	1	2
8/20	MIN	13:08	2-2	100.0	-	-	1-2	50.0	1	2	3	0	3	0	1	0	5
8/22	IND	12:26	4 - 8	50.0	0 - 1	0.0	-	-	1	6	7	1	1	0	2	1	8
8/25	CT	6:30	1-4	25.0	0-1	0.0	-	-	1	0	1	0	1	0	1	1	2
8/27	@WASH	14:57	5-10	50.0	0-1	0.0	-	-	2	5	7	0	0	0	0	2	10
8/29	@IND	3:35	1-1	100.0	-	-	-	-	0	0	0	0	0	0	0	0	2
8/31	@LV	1:54	0-1	0.0	0	0	0	0	0	0	0	0	0	0	0	0	0
9/3	ATL	13:45	4-10	40.0	1-1	100.0	1-2	50.0	4	4	8	1	1	0	2	2	10
9/5	SEA	17:57	5-10	50.0	0-1	0.0	2-2	100.0	2	6	8	3	2	0	1	1	12
9/8	MIN	DNP	CD	-	-	-	-	-	-	-	-	-	-	-	-	-	-
Totals	-	180	51-104	49.0	5-16	31.3	10-13	76.9	18	40	58	10	15	3	18	23	117

#10	TIERRA RUFFIN-PRATT	GUARD/FORWARD	5-11	04/11/91	NORTH CAROLINA	6TH SEASON
-----	---------------------	---------------	------	----------	----------------	------------

2019 Regular Season Averages:

G-GS	PPG	RPG	APG	SPG	BPG	MPG	FG%	3FG%	FT%
34-33	6.0	2.4	1.7	0.8	0.6	25.2	36.7	34.2	85.4

	2019 Season Highs	Career Highs	Playoff Career Highs
PTS	23	23, at ATL 7/23/19	17, at NY 9/22/15
REB	7	12, vs. SEA 6/27/17	9, at NY 9/10/17
AST	5	6, six times	4 at NY 9/10/17 (3 times)
STL	4	4, two times	4, at NY 9/22/15
BLK	3	3, Three times	1, vs. SEA 9/12/18 (8 times)
FGM	7	8, two times	6, at NY 9/22/15
3FGM	6	6, at ATL 7/23/19	2, vs. SEA 9/12/18 (3 times)
FTM	3	9, vs. SAN 8/28/16	6, vs. MIN 9/17/17 (Twice)
MINS	37:10	40, vs. SEA 5/26/16	33, at NY 9/18/15



GAME BY GAME STATS


Date	Opponent	MIN	FG-A	PCT	3PM-A	PCT	FTM-A	PCT	OFF	DEF	TOT	AST	STL	BLK	TO	PF	PTS
5/26	@LV	20	0 - 2	0.0	0 - 0	-	0 - 0	-	0	1	1	3	1	0	1	1	0
5/31	CT	22:17	2-4	50.0	1-2	50.0	0 - 0	-	1	2	3	3	1	1	3	3	5
6/4	@NY	19:32	1 - 4	25.0	1 - 2	50.0	0 - 0	-	3	4	7	3	2	3	2	1	3
6/6	@CT	13:17	1 - 4	25.0	0 - 1	-	0 - 0	-	0	2	2	2	1	0	2	0	2
6/8	@MIN	35:08	6 - 11	54.5	2 - 4	50.0	3 - 3	100.0	0	2	2	5	1	3	0	2	17
6/14	@PHO	29:14	4 - 8	50.0	1 - 2	50.0	5 - 6	83.3	1	5	6	0	1	2	0	4	14
6/15	NY	24:14	3-7	42.9	0-1	-	0-0	-	1	2	3	4	0	1	0	4	6
6/18	WASH	20:31	0-5	0.0	0-3	0.0	-	-	0	2	2	0	0	0	1	2	0
6/21	@SEA	23:24	1-4	25.0	0-2	0.0	3-4	75.0	1	1	2	2	1	0	0	0	5
6/23	@PHO	17:57	4 - 5	80.0	3 - 3	100.0	-	-	0	1	1	0	0	1	1	6	11
6/27	LV	21:48	2 - 4	50.0	2 - 3	66.7	2 - 2	100.0	1	1	2	1	0	1	0	3	8
6/30	CHI	26:18	3 - 5	60.0	1 - 2	50.0	1 - 1	100.0	0	1	1	2	0	0	1	2	8
7/7	WASH	26:34	5 - 10	50.0	2 - 4	50.0	-	-	0	1	1	3	0	0	0	1	12
7/9	@DAL	16:18	0 - 2	0	0 - 1	0.0	-	-	1	0	1	2	0	0	1	1	0
7/12	@IND	23:31	1-5	20.0	0-1	0.0	3-4	75.0	1	2	3	3	1	0	0	2	5
7/14	@ATL	35:52	3 - 10	30.0	0 - 4	0	-	-	2	3	5	4	0	0	0	3	6
7/18	DAL	37:10	2 - 10	20.0	0 - 1	0	-	-	1	1	2	0	2	0	1	3	4
7/20	@NY	36:37	4 - 10	40.0	1 - 3	33.3	1 - 2	50.0	0	3	3	2	0	1	2	5	10
7/23	@ATL	35:47	7 - 13	53.8	6 - 9	66.7	3 - 4	75	1	3	4	2	1	2	4	2	23
8/1	LV	34:38	0 - 4	0	0 - 4	0	-	-	0	1	1	0	2	1	1	3	0
8/4	SEA	20:21	2-4	50.0	0-0	-	2-2	100.0	0	1	1	1	0	0	1	4	6
8/8	PHO	31:26	1-4	25.0	1-2	50.0	-	-	0	3	3	2	1	1	1	3	3
8/11	CHI	28:21	3-10	30.0	1-4	25.0	1-1	100.0	2	2	4	2	1	0	2	3	8
8/14	@DAL	27:18	3-5	60.0	1-1	100.0	-	-	0	2	2	0	0	1	0	4	7
8/16	@CHI	21:33	6-8	75.0	0-2	0	4-4	100.0	1	2	3	2	1	0	2	5	16
8/20	MIN	16:52	0-4	0.0	0-2	0	-	-	0	1	1	1	1	0	0	1	0
8/22	IND	20:27	3 - 6	50.0	2 - 3	66.7	3 - 3	100.0	2	1	3	1	1	1	1	2	11
8/25	CT	18:54	2-7	28.6	0-2	0.0	1-1	100.0	0	0	0	0	0	0	0	1	5
8/27	@WASH	18:08	0-5	0.0	0-3	0.0	1-2	50.0	0	0	0	0	2	0	0	2	1
8/29	@IND	26:09	0-2	0.0	-	-	-	-	0	2	2	0	0	1	1	6	0
8/31	@LV	31:52	1-4	25.0	-	-	-	-	0	3	3	2	0	0	0	4	2
9/3	ATL	28:46	0-2	0.0	-	-	-	-	1	3	4	3	0	0	1	5	0
9/5	SEA	24:52	2-5	40.0	0-1	0.0	2-2	100.0	0	2	2	2	4	0	0	2	6
9/8	MIN	20:35	0-3	0.0	0-1	0.0	-	-	0	3	3	0	1	0	0	1	0
Totals	-	856	72-196	36.7	25-73	34.2	35-41	85.4	20	63	83	57	26	20	29	91	204

#12	CHELSEA GRAY	GUARD	5-11	10/8/92	DUKE	4TH SEASON
-----	--------------	-------	------	---------	------	------------

2019 Regular Season Averages:

G-GS	PPG	RPG	APG	SPG	BPG	MPG	FG%	3FG%	FT%
34-34	14.5	3.8	5.9	1.0	0.1	32.8	41.8	38.2	91.7

	2019 Season Highs	Career Highs	Playoff Career Highs
PTS	30	30, at IND 8/29/19	27, at MIN 9/24/17
REB	10	10, vs. WAS 7/7/19	6, vs. PHO 9/14/17
AST	13	13, vs WAS 7/7/19	9, vs. MIN 10/1/17
STL	5	6, at MN 5/20/18	3, at MIN 10/4/17 (Twice)
BLK	2	3, at Chi 6/17/18	2, vs. MIN 9/29/17
FGM	11	11, at NY 8/14/18	10, at MIN 9/24/17
3FGM	7	7, at IND 8/29/19	4, at MIN 9/24/17 (3 times)
FTM	6	6, vs MIN 9/6/16	6, at MIN 10/9/16
MINS	41:03	48, at CHI 8/18/17	38, vs. PHO 9/14/17



GAME BY GAME STATS

Date	Opponent	MIN	FG-A	PCT	3PM-A	PCT	FTM-A	PCT	OFF	DEF	TOI	AST	STL	BLK	TO	PF	PTS
5/26	@LV	24	3 - 9	33.3	0 - 2	0.0	2 - 2	100.0	1	1	2	4	1	2	3	0	8
5/31	CT	33:43	5 - 15	33.3	0 - 1	0.0	6 - 7	85.7	1	3	4	4	1	0	1	1	16
6/4	@NY	31:34	10 - 20	50.0	4 - 7	57.1	5 - 5	100.0	0	3	3	4	0	0	2	1	29
6/6	@CT	32:25	1 - 6	16.7	0 - 2	-	2 - 2	100.0	0	1	1	6	1	0	8	3	4
6/8	@MIN	30:55	8 - 12	66.7	1 - 1	100.0	4 - 4	100.0	1	2	3	4	0	0	4	3	21
6/14	@PHO	31:15	8 - 16	50.0	4 - 6	66.7	1 - 1	100.0	0	3	3	9	1	0	1	2	21
6/15	NY	28:58	8-16	50.0	2-5	40.0	0-0	-	1	3	4	6	1	0	4	1	18
6/18	WASH	27:21	4-12	33.3	0 - 3	0.0	-	-	1	6	7	2	1	0	3	1	8
6/21	@SEA	25:12	3-9	33.3	1 - 4	25.0	-	-	0	2	2	1	1	0	2	1	7
6/23	@PHO	30:17	2 - 13	15.3	0 - 4	0.0	3 - 3	100.0	0	3	3	7	1	0	2	2	7
6/27	LV	29:39	8 - 17	47.1	1 - 3	33.3	1 - 1	100.0	0	4	4	6	1	0	0	0	18
6/30	CHI	28:59	6 - 13	46.2	1 - 2	50.0	1 - 1	100.0	0	5	5	5	1	0	3	1	13
7/7	WASH	33:37	5 - 12	41.7	2 - 4	50.0	1 - 1	100.0	1	9	10	13	0	0	2	0	13
7/9	@DAL	33:07	1 - 8	12.5	0 - 4	0	1 - 1	100.0	1	1	2	4	1	0	6	1	3
7/12	@IND	31:47	4-9	44.4	3-4	75.0	4-4	100.0	1	4	5	6	2	0	2	2	15
7/14	@ATL	41:03	4 - 12	33.3	0 - 1	0	2 - 2	100.0	1	5	6	9	1	0	2	0	10
7/18	DAL	29:52	5 - 13	38.5	0 - 1	0	1 - 2	50.0	0	9	9	4	3	0	3	4	11
7/20	@NY	34:04	7 - 14	50.0	3 - 7	42.9	2 - 2	100.0	0	2	2	5	5	0	2	5	19
7/23	@ATL	38:37	4 - 14	28.6	1 - 2	50.0	1 - 1	100.0	0	3	3	6	1	0	2	1	10
8/1	LV	35:06	7 - 17	41.2	1 - 4	25.0	1 - 1	100.0	0	3	3	10	0	0	3	2	16
8/4	SEA	35:44	3-8	37.5	3-6	50.0	1-2	50.0	1	1	2	8	1	0	4	0	10
8/8	PHO	34:04	4-13	30.8	0-3	0	2-3	66.7	0	3	3	5	2	0	5	2	10
8/11	CHI	34:23	10-20	50.0	3-5	60.0	3-3	100.0	2	2	4	6	1	0	7	1	26
8/14	@DAL	37:21	8-18	44.4	1-4	25.0	5-5	100.0	0	1	1	7	0	0	7	1	22
8/16	@CHI	39:19	8-17	47.1	2-5	40.0	7-7	100.0	0	5	5	5	0	0	3	1	25
8/20	MIN	35:37	5-12	41.7	3-5	60.0	4-4	100.0	0	4	4	2	2	0	2	1	17
8/22	IND	25:20	4 - 9	44.4	2 - 4	50.0	-	-	0	4	4	4	0	0	4	2	10
8/25	CT	35:50	5-13	38.5	1-5	20.0	1-1	100.0	0	5	5	6	1	0	3	1	12
8/27	@WASH	27:49	4-11	36.0	2-3	66.7	2-3	66.7	1	3	4	7	0	0	2	2	12
8/29	@IND	37:48	11-21	52.4	7-9	77.8	1-1	100.0	0	2	2	9	0	0	4	3	30
8/31	@LV	38:33	3-13	23.1	1-4	25.0	3-4	74.0	0	4	4	7	0	0	1	2	10
9/3	ATL	40:00	7-15	46.7	1-5	20.0	-	-	0	2	2	4	3	1	4	1	15
9/5	SEA	27:19	6-12	50.0	0-4	0.0	-	-	0	1	1	9	0	0	3	1	12
9/8	MIN	27:03	7-13	53.8	0-1	0.0	-	-	1	5	6	8	0	0	4	0	14
Totals	-	1108	188-452	41.6	50-131	38.2	66-72	91.7	14	114	128	202	33	3	108	49	492

2019 Regular Season Averages:

G-GS	PPG	RPG	APG	SPG	BPG	MPG	FG%	3FG%	FT%
32-14	9.6	5.8	0.8	1.0	0.7	21.8	49.4	25.0	80.9

	2019 Season Highs	Career Highs	Playoff Career Highs
PTS	26	30, vs. SEA 6/15/18	6, vs. SEA 9/15/19
REB	14	17, vs. NY 6/29/14	4, vs. SEA 9/15/19
AST	4	4, vs. NY 6/14/19	2, vs. SEA 9/15/19
STL	3	4, two times	2, vs. PHX 8/23/18
BLK	2	7, vs. DAL 7/20/16	—
FGM	9	13, vs. SEA 6/15/18	3, vs. SEA 9/15/19
3FGM	1	1, Twice	—
FTM	8	8, Twice	—
MINS	36	40, two times	19, vs. Phx 8/23/18



GAME BY GAME STATS

Date	Opponent	MIN	FG-A	PCT	3PM-A	PCT	FTM-A	PCT	OFF	DEF	TOT	AST	STL	BLK	TO	PF	PTS
5/26	@LV	20	1 - 10	10.0	-	-	-	-	0	6	6	0	2	0	0	4	2
5/31	CT	32:11	7 - 11	63.6	-	-	6 - 6	100.0	4	3	7	2	1	1	0	5	20
6/4	@NY	35:43	5 - 13	38.5	-	-	5 - 6	83.3	5	5	10	2	2	2	3	3	15
6/6	@CT	30:22	9 - 11	81.8	-	-	1 - 2	50.0	3	0	3	1	3	2	0	1	19
6/8	@MIN	29:52	6 - 12	50.0	0 - 1	0.0	2 - 2	100.0	5	4	9	0	1	1	2	4	14
6/14	@PHO	15:00	4 - 7	57.1	-	-	-	-	1	1	2	0	1	0	1	4	8
6/15	NY	34:25	12 - 20	60.0	-	-	2-3	66.7	7	7	14	4	1	0	1	4	26
6/18	WASH	27:58	3 - 7	42.9	-	-	0-2	0.0	2	5	7	1	1	0	4	3	6
6/21	@SEA	26:57	2 - 9	22.0	0 - 1	0.0	-	-	1	5	6	1	0	1	4	5	4
6/23	@PHO	23:30	6 - 9	66.7	-	-	0 - 1	0.0	2	3	5	0	0	0	1	2	12
6/27	LV	25:38	3 - 10	30.0	-	-	-	-	3	7	10	0	1	2	0	4	6
6/30	CHI	18:17	4 - 7	57.1	-	-	2 - 2	100.0	3	4	7	1	2	1	2	2	10
7/7	WASH	12:04	2 - 4	100.0	-	-	-	-	0	0	0	0	0	1	0	3	4
7/9	@DAL	27:55	4 - 8	50.0	1 - 1	100.0	2 - 2	100.0	6	4	10	2	1	2	2	1	11
7/12	@IND	30:33	9-17	52.9	-	-	1-2	50.0	7	2	9	1	2	1	1	3	19
7/14	@ATL	30:42	1 - 8	12.5	-	-	2 - 2	100.0	5	5	10	1	2	2	1	5	4
7/18	DAL	29:22	4 - 8	50.0	-	-	4 - 4	100.0	2	4	6	2	1	0	0	3	12
7/20	@NY	27:07	4 - 8	50.0	-	-	8 - 10	80.0	2	5	7	1	1	1	1	6	16
7/23	@ATL	25:19	10 - 14	71.4	-	-	5 - 5	100.0	7	5	12	3	1	2	2	5	15
8/1	LV	DND	JAW	-	-	-	-	-	-	-	-	-	-	-	-	-	-
8/4	SEA	DND	JAW	-	-	-	-	-	-	-	-	-	-	-	-	-	-
8/8	PHO	11:20	1-5	20.0	-	-	-	-	1	1	2	0	2	0	2	5	2
8/11	CHI	13:01	0-4	0	-	-	2-2	100.0	1	1	2	0	2	1	2	2	2
8/14	@DAL	11:21	0-1	0	-	-	-	-	1	1	2	0	0	0	1	1	0
8/16	@CHI	12:53	2-6	33.3	-	-	1-2	50.0	2	0	2	0	1	0	1	3	5
8/20	MIN	16:12	1-2	50.0	-	-	3-4	75.0	1	2	3	1	1	0	3	2	5
8/22	IND	16:23	7 - 8	87.5	-	-	1 - 2	50.0	0	1	1	1	1	0	0	4	15
8/25	CT	12:07	2-4	50.0	-	-	1-1	100.0	1	4	5	0	0	1	2	3	5
8/27	@WASH	18:13	1-4	25.0	-	-	-	-	1	0	1	0	0	0	1	2	2
8/29	@IND	4:58	-	-	-	-	-	-	0	2	2	0	0	0	1	4	0
8/31	@LV	17:48	4-6	66.7	0-1	0.0	1-1	100.0	2	1	3	1	1	0	0	5	9
9/3	ATL	27:06	7-10	70.0	-	-	3-4	75.0	4	6	10	0	0	1	3	5	17
9/5	SEA	14:06	5-6	83.3	-	-	2-2	100.0	0	5	5	0	0	1	0	2	12
9/8	MIN	17:56	4-7	57.1	-	-	1-1	100.0	2	4	6	0	2	0	1	5	9
Totals	-	697	125-253	49.4	1-4	25.0	55-68	80.9	81	103	184	25	33	23	42	110	306

#21	KALANI BROWN	CENTER	6-7	03/21/97	BAYLOR	R-SEASON
-----	--------------	--------	-----	----------	--------	----------

2019 Regular Season Averages:

G-GS	PPG	RPG	APG	SPG	BPG	MPG	FG%	3FG%	FT%
28-0	5.1	3.5	0.6	0.3	0.8	13.5	47.8	-	78.3

	2018 Season Highs	Career Highs	Playoff Career Highs
PTS	12	12, Twice	6, vs. SEA 9/15/19
REB	8	8, at ATL 7/23/19	—
AST	2	2, Twice	1, vs. SEA 9/15/19
STL	1	1, Four Times	—
BLK	3	3, @CHI 6/30/19	—
FGM	6	6, @ ATL (7/14/19)	3, vs. SEA 9/15/19
3FGM	--	--	—
FTM	4	4, vs. LV (6/27/19)	—
MINs	22:30	22:30, vs. LV (6/27/19)	3, vs. SEA 9/15/19



GAME BY GAME STATS

Date	Opponent	MIN	FG-A	PCT	3PM-A	PCT	FTM-A	PCT	OFF	DEF	TOT	AST	STL	BLK	TO	PF	PTS
5/26	@LV	16	1 - 4	25.0	-	-	2 - 2	100.0	0	5	5	0	1	2	1	1	4
5/31	CT	9:44	1 - 1	100.0	-	-	-	-	0	2	2	1	1	0	1	2	2
6/4	@NY	11:59	2 - 4	50.0	-	-	0 - 2	0	3	2	5	0	0	1	1	4	4
6/6	@CT	9:16	1 - 3	33.3	-	-	2 - 2	100.0	0	1	1	0	1	0	3	1	4
6/8	@MIN	13:18	1 - 3	33.3	-	-	-	-	1	3	4	0	0	0	2	3	2
6/14	@PHO	21:04	3 - 6	50.0	-	-	-	-	2	3	5	0	0	1	2	4	6
6/15	NY	12:42	0-4	-	-	-	2-2	100.0	2	2	4	0	0	0	1	3	2
6/18	WASH	13:56	1-3	33.3	-	-	3 - 4	75.0	1	2	3	1	0	1	2	1	5
6/21	@SEA	17:39	3 - 5	60.0	-	-	-	-	1	2	3	2	0	1	1	2	6
6/23	@PHO	DNP	CD	-	-	-	-	-	-	-	-	-	-	-	-	-	-
6/27	LV	22:30	4 - 10	40.0	-	-	4 - 4	100.0	2	2	4	1	0	1	0	1	12
6/30	CHI	14:33	2 - 3	66.7	-	-	2 - 2	100.0	0	2	2	2	0	3	1	0	6
7/7	WASH	9:37	0 - 3	0	-	-	-	-	3	2	5	1	1	0	0	1	0
7/9	@DAL	16:02	3 - 5	60.0	-	-	2 - 3	66.7	2	3	5	0	0	0	2	0	8
7/12	@IND	15:38	3-7	42.9	-	-	3-3	100.0	3	2	5	0	0	0	1	1	9
7/14	@ATL	20:12	6 - 10	60.0	-	-	-	-	1	1	2	0	0	1	0	4	12
7/18	DAL	14:03	1 - 1	100.0	-	-	3 - 4	75.0	2	3	5	1	0	1	1	1	5
7/20	@NY	19:34	2 - 2	100.0	-	-	-	-	0	1	1	1	0	1	1	4	4
7/23	@ATL	17:05	1 - 4	25.0	-	-	1 - 2	50.0	2	6	8	1	1	1	3	3	3
8/1	LV	12:33	3- 5	60.0	-	-	1-1	100.0	3	1	4	0	0	2	1	2	7
8/4	SEA	10:12	2-3	66.7	-	-	-	-	0	2	2	1	0	1	2	3	4
8/8	PHO	DNP	CD	-	-	-	-	-	-	-	-	-	-	-	-	-	-
8/11	CHI	DNP	CD	-	-	-	-	-	-	-	-	-	-	-	-	-	-
8/14	@DAL	DNP	CD	-	-	-	-	-	-	-	-	-	-	-	-	-	-
-8/16	@CHI	DNP	CD	-	-	-	-	-	-	-	-	-	-	-	-	-	-
8/20	MIN	DNP	CD	-	-	-	-	-	-	-	-	-	-	-	-	-	-
8/22	IND	10:45	3- 4	75.0	-	-	4 - 6	66.7	1	3	4	1	1	1	0	0	10
8/25	CT	1:08	-	-	-	-	-	-	0	0	0	0	0	0	0	0	0
8/27	@WASH	7:30	0-1	0.0	-	-	4-4	100.0	0	3	3	1	0	0	0	1	4
8/29	@IND	16:19	3-6	50.0	-	-	1-1	100.0	2	2	4	0	1	2	1	3	7
8/31	@LV	16:31	3-5	60.0	-	-	0-1	-	1	2	3	1	0	1	1	3	6
9/3	ATL	6:51	1-3	33.3	-	-	-	-	1	2	3	0	0	1	0	2	2
9/5	SEA	5:39	3-4	75.0	-	-	2-3	66.7	0	2	2	1	0	0	0	0	8
9/8	MIN	14:58	1-4	25.0	0-1	0.0	-	-	0	2	2	1	2	0	1	0	2
Totals	-	377	54-113	47.8	0-1	0.0	36-46	78.3	34	64	98	17	9	22	29	47	144

#24	SYDNEY WIESE	GUARD	6-0	6/16/95	OREGON STATE	2ND SEASON
-----	--------------	-------	-----	---------	--------------	------------

2019 Regular Season Averages:

G-GS	PPG	RPG	APG	SPG	BPG	MPG	FG%	3FG%	FT%
32-16	4.8	1.3	1.8	0.5	0.3	20.6	38.5	36.6	100.0

	2019 Season Highs	Career Highs	Playoff Career Highs
PTS	12	22 vs WAS 5/19/17	9, vs. SEA 9/15/19
REB	4	4 vs. CT 5/31/19	2, vs. SEA 9/15/19
AST	6	6, at NY 7/20/19	--
STL	4	4, at ATL 7/23/19	1, vs. SEA 9/15/19
BLK	1	1, 9 times	--
FGM	4	8 vs WAS 5/19/17	3, vs. SEA 9/15/19
3FGM	3	6 vs WAS 5/19/17	3, vs. SEA 9/15/19
FTM	2	3, vs. NY 8/4/17	--
MINS	30	30 vs CT 5/31/19	24, vs. SEA 9/15/19



GAME BY GAME STATS


Date	Opponent	MIN	FG-A	PCT	3PM-A	PCT	FTM-A	PCT	OFF	DEF	TOI	AST	STL	BLK	TO	PF	PTS
5/26	@LV	2	0 - 0	0.0	0 - 0	0.0	0 - 0	-	0	0	0	0	0	0	0	0	0
5/31	CT	29:44	1 - 5	20.0	1 - 4	25.0	0 - 0	-	0	4	4	0	1	1	1	0	3
6/4	@NY	26:52	3 - 8	37.5	2 - 4	50.0	0 - 0	-	0	1	1	0	0	0	2	1	8
6/6	@CT	26:30	3 - 8	37.5	1 - 6	16.7	0 - 0	-	0	2	2	4	0	1	0	2	7
6/8	@MIN	15:34	0 - 5	-	0 - 2	-	0 - 0	-	0	0	0	0	2	1	1	0	0
6/14	@PHO	15:17	2 - 2	100.0	-	-	-	-	0	1	1	2	0	0	1	1	4
6/15	NY	14:16	1-3	33.3	1-2	50.0	0-0	-	0	3	3	2	0	0	1	0	3
6/18	WASH	17:20	4-7	57.1	2-3	66.7	2-2	100.0	2	1	3	1	1	0	2	1	12
6/21	@SEA	13:53	2-3	66.7	1-4	25.0	2-2	100.0	0	0	0	0	0	0	0	0	7
6/23	@PHO	DNP	CD	-	-	-	-	-	-	-	-	-	-	-	-	-	-
6/27	LV	DNP	CD	-	-	-	-	-	-	-	-	-	-	-	-	-	-
6/30	CHI	20:41	4 - 6	66.7	3 - 5	60.0	-	-	1	2	3	0	0	0	2	1	11
7/7	WASH	15:39	3 - 6	50.0	2 - 4	50.0	-	-	0	2	2	0	0	1	0	2	8
7/9	@DAL	9:42	1 - 4	25.0	0 - 1	0.0	-	-	0	1	1	0	1	0	0	0	2
7/12	@IND	18:54	0-3	0.0	0-3	0.0	-	-	0	0	0	1	1	0	3	0	0
7/14	@ATL	6:31	0 - 3	0	0 - 3	0	-	-	0	1	1	0	0	0	0	0	0
7/18	DAL	26:49	1 - 5	20.0	1 - 4	25.0	-	-	0	1	1	2	0	0	3	1	3
7/20	@NY	26:43	2 - 6	33.0	2 - 5	40.0	-	-	0	1	1	6	0	1	2	3	6
7/23	@ATL	27:17	1 - 7	14.3	1 - 4	25.0	-	-	0	0	0	2	4	0	0	0	3
8/1	LV	28:05	3 - 4	75.0	3 - 4	75.0	-	-	0	0	0	3	0	0	0	2	9
8/4	SEA	28:04	1-2	50.0	1-2	50.0	-	-	0	1	1	3	0	0	0	0	3
8/8	PHO	29:23	4-4	100.0	3-3	100.0	1-1	100.0	0	0	0	2	1	0	0	1	12
8/11	CHI	26:33	3-5	60.0	1-3	33.3	-	-	0	2	2	2	0	0	2	2	7
8/14	@DAL	29:46	3-6	50.0	3-4	75.0	-	-	0	0	0	3	0	0	0	1	9
8/16	@CHI	28:14	1-7	14.3	0-3	0	-	-	0	0	0	5	0	0	0	1	2
8/20	MIN	29:05	2-6	33.3	0-3	0	-	-	0	0	0	2	0	0	1	1	4
8/22	IND	16:23	1-1	100.0	1-1	100.0	1-1	100.0	0	3	3	2	0	0	1	2	4
8/25	CT	20:19	2-2	100.0	2-2	100.0	-	-	0	2	2	3	0	0	1	2	6
8/27	@WASH	20:07	0-2	0.0	0-2	0.0	2-2	100.0	2	1	3	2	0	0	4	0	2
8/29	@IND	13:16	2-3	66.7	1-2	50.0	2-2	100.0	0	1	1	2	0	0	0	1	7
8/31	@LV	13:50	0-4	0.0	0-3	0.0	-	-	0	1	1	1	0	0	0	0	0
9/3	ATL	16:15	0-4	0.0	0-3	0.0	-	-	0	2	2	0	1	0	2	1	0
9/5	SEA	20:30	2-4	50.0	1-3	33.3	1-1	100.0	0	1	1	3	1	1	0	0	6
9/8	MIN	25:23	3-8	37.5	0-3	0.0	-	-	0	2	2	3	2	1	1	0	6
Totals	-	659	55-143	38.5	34-93	36.6	9-9	100.0	5	37	42	57	15	8	32	27	153

#30	NNEKA OGWUMIKE	FORWARD	6-2	7/2/90	STANFORD	7TH SEASON
-----	----------------	---------	-----	--------	----------	------------

2019 Regular Season Averages:

G-GS	PPG	RPG	APG	SPG	BPG	MPG	FG%	3FG%	FT%
32-32	16.1	8.8	1.8	1.9	0.5	27.9	51.0	33.8	82.8

	2019 Season Highs	Career Highs	Playoff Career Highs
PTS	31	38 vs. ATL 6/30/16	27, vs. CHI 9/28/16
REB	15	20, at IND 7/12/12	14, vs. PHO 9/19/13
AST	5	8, Twice	6, vs. CHI 10/28/16
STL	6	6, Twice	4, at CHI 10/4/16
BLK	2	5 vs. ATL 6/30/16	3, at CHI 10/4/16
FGM	11	13 vs. ATL 6/30/16	11, vs. CHI 9/28/16
3FGM	5	5 vs. WAS 7/7/19	2, vs. MIN 10/14/16
FTM	5	14 vs. WAS, 9/3/15	7, vs. MIN 8/21/18(Twice)
MINS	36:35	47 vs. CHI 8/18/17	38, at MIN 9/18/15



GAME BY GAME STATS

Date	Opponent	MIN	FG-A	PCT	3PM-A	PCT	FTM-A	PCT	OFF	DEF	TOT	AST	STL	BLK	TO	PF	PTS
5/26	@LV	20	7 - 16	43.8	2 - 4	50.0	3 - 4	75.0	6	5	11	1	0	0	1	5	17
5/31	CT	33:10	8 - 19	42.1	2 - 5	40.0	1 - 2	50.0	3	12	15	1	0	1	1	5	19
6/4	@NY	32:16	2 - 14	14.3	0 - 1	-	5 - 6	83.3	2	7	9	2	3	0	1	4	9
6/6	@CT	28:18	8 - 11	72.7	4 - 4	100.0	1 - 1	100.0	1	9	10	1	3	0	5	4	21
6/8	@MIN	33:39	2 - 7	28.6	1 - 3	33.3	0 - 0	-	3	6	9	2	4	0	2	2	5
6/14	@PHO	33:17	7 - 11	63.6	0 - 2	0	2 - 2	100.0	1	7	8	3	1	0	3	4	16
6/15	NY	32:52	9-13	69.2	0-2	-	0-0	-	1	8	9	2	0	0	3	6	20
6/18	WASH	28:43	3-10	30.0	1-2	50.0	5 - 8	62.5	2	4	6	1	2	0	2	0	12
6/21	@SEA	12:37	4-5	80.0	-	-	2-2	100.0	0	5	5	1	0	1	3	4	10
6/23	@PHO	27:49	4 - 13	30.7	1 - 3	33.3	2 - 2	100.0	5	8	13	2	0	0	2	5	11
6/27	LV	DNP	REST	-	-	-	-	-	-	-	-	-	-	-	-	-	-
6/30	CHI	25:23	3 - 10	30.0	-	-	2 - 2	100.0	3	3	6	0	3	1	3	2	8
7/7	WASH	30:12	11 - 15	73.3	5 - 7	71.4	4 - 4	100.0	2	8	10	1	1	2	1	3	31
7/9	@DAL	29:52	7 - 19	36.8	0 - 4	0.0	1 - 1	100.0	4	6	10	2	2	1	4	4	15
7/12	@IND	33:42	9-17	52.9	0-2	0.0	4-4	100.0	1	5	6	4	6	0	3	1	22
7/14	@ATL	35:12	8 - 21	38.1	1 - 3	33.3	0 - 2	0	6	9	15	2	3	2	2	2	17
7/18	DAL	36:35	6 - 15	40.0	1 - 3	33.3	9 - 9	100.0	3	4	7	3	2	0	2	2	22
7/20	@NY	32:54	8 - 16	50.0	3 - 5	60.0	1 - 2	50.0	3	9	12	3	1	2	2	4	20
7/23	@ATL	34:54	10 - 14	71.4	1 - 2	50.0	3 - 3	100.0	1	8	9	5	2	0	1	3	24
8/1	LV	30:24	8 - 15	53.3	1 - 3	33.3	2 - 2	100.0	1	10	11	1	2	0	1	3	19
8/4	SEA	29:48	6-12	50.0	0-2	0.0	1-2	50.0	1	9	10	1	3	2	0	1	13
8/8	PHO	27:17	9-13	69.2	2-4	50.0	4-4	100.0	2	5	7	3	2	0	1	3	24
8/11	CHI	28:35	8-13	61.5	0-1	0	1-2	50.0	1	11	12	1	1	0	3	3	17
8/14	@DAL	32:26	8-14	57.1	0-2	0	5-6	83.3	2	7	9	2	3	2	2	2	21
8/16	@CHI	23:34	6-10	60.0	0-1	0	4-6	66.7	1	6	7	1	2	0	3	6	16
8/20	MIN	23:48	3-8	37.5	0-1	0	2-2	100.0	2	6	8	4	2	0	2	1	8
8/22	IND	20:38	7 - 16	43.8	0 - 1	0.0	3 - 3	100.0	5	2	7	3	5	0	0	1	17
8/25	CT	30:41	6-9	66.7	0-2	0.0	4-4	100.0	1	7	8	2	4	0	2	2	16
8/27	@WASH	25:02	5-12	41.7	-	-	0-1	0.0	3	3	6	1	0	0	1	1	10
8/29	@IND	26:30	9-13	69.2	-	-	2-3	66.7	2	6	8	1	2	0	1	4	20
8/31	@LV	11:38	4-8	50.0	-	-	-	-	1	6	7	0	0	1	0	3	8
9/3	ATL	DNP	REST	-	-	-	-	-	-	-	-	-	-	-	-	-	-
9/5	SEA	17:20	6-10	60.0	0-1	0.0	2-2	100.0	3	7	10	0	0	0	0	0	14
9/8	MIN	23:17	6-7	85.7	-	-	-	-	1	1	2	2	1	0	1	2	12
Totals	-	892	207-406	51.0	23-68	33.8	77-93	82.8	73	209	282	58	60	15	58	92	514