

LOS ANGELES SPARKS 2019 GAME NOTES



Los Angeles Sparks (13-8) vs. Phoenix Mercury (11-10)

August 8, 2019

Pat Summitt Leadership Night

Staples Center | 7:00 pm (PT) | ESPN2, NBA TV Canada



PRESEASON SCHEDULE

Date	Opponent	Time/Result	Record
5/11	at Phoenix*	L, 75-82	N/A
5/17	SEATTLE*	W, 92-85	N/A

REGULAR SEASON SCHEDULE

Date	Opponent	Time/Result	Record
5/26	at Las Vegas	L, 70-83	0-1
5/31	CONNECTICUT	W, 77-70	1-1
6/4	at New York	W, 78-73	2-1
6/6	at Connecticut	L, 89-77	2-2
6/8	at Minnesota	W, 89-85	3-2
6/14	at Phoenix	W, 85-68	4-2
6/15	NEW YORK	L, 92-98	4-3
6/18	WASHINGTON	L, 81-52	4-4
6/21	at Seattle	L, 84-62	4-5
6/23	at Phoenix	L, 82-72	4-6
6/27	LAS VEGAS	W, 86-74	5-6
6/30	CHICAGO	W, 94-69	6-6
7/7	WASHINGTON	W, 98-81	7-6
7/9	at Dallas	L, 74-62	7-7
7/12	at Indiana	W, 90-84	8-7
7/14	at Atlanta	W(OT), 76-71	9-7
7/18	DALLAS	W, 69-64	10-7
7/20	at New York	L, 83-78	10-8
7/23	at Atlanta	W, 78-66	11-8
8/1	LAS VEGAS	W, 76-68	12-8
8/4	SEATTLE	W, 83-75	13-8
8/8	PHOENIX	7:00 p.m.	
8/11	CHICAGO	2:00 p.m.	
8/14	at Dallas	5:00 p.m.	
8/16	at Chicago	5:00 p.m.	
8/20	MINNESOTA	7:30 p.m.	
8/22	INDIANA	7:30 p.m.	
8/25	CONNECTICUT	2:00 p.m.	
8/27	at Washington	4:00 p.m.	
8/29	at Indiana	4:00 p.m.	
8/31	at Las Vegas	7:30 p.m.	
9/3	ATLANTA	7:30 p.m.	
9/5	SEATTLE	7:30 p.m.	
9/8	MINNESOTA	1:00 p.m.	

* = Preseason

All times listed are Pacific Time

CONTACT INFORMATION

Eli Horowitz

Director, Public Relations and Communications
ehorowitz@la-sparks.com
(847) 644-9932

Natalie Gilmore

Coordinator, Public Relations and Communications
ngilmore@la-sparks.com
(661) 714-8051



@LA_Sparks



@LA_Sparks



Los Angeles Sparks

LAST GAME STARTERS

G		12								CHELSEA GRAY				5'11"				170 LBS			
GP/GS	21/21	PPG	13.2	RPG	4.0	APG	5.9	SPG	1.1	FG%	40.0	3FG%	36.5	MPG	31.8						

Gray recorded her 500th career assist and scored a career-high 29 points against the Liberty on June 4. Gray also logged a 21-point performance to help the Sparks defeat the Lynx on June 8, eclipsing the 1500-point career milestone. Gray passed Tina Thompson with 1,569 points and entered the top-10 in Sparks scoring history on June 18. The point guard recorded a triple-double (13 points, 13 assists and 10 rebounds) on July 7, the eighth in WNBA history. This stat line also included a career high in assists and rebounds. Gray was named a 2019 All-Star starter, her third straight year receiving the honor. She notched a double-double on Aug. 1 against the Aces, her second of the season including her triple-double.

G	24	SYDNEY WIESE				6'1"		165 LBS							
GP/GS	19/11	PPG	4.6	RPG	1.3	APG	1.4	SPG	0.5	FG%	36.8	3FG%	37.9	MPG	19.5

Drafted in 2017, Wiese scored a season high 22 points against the Mystics on May 19, 2017 and set the Sparks individual season high with six 3-pointers. The guard has started nine games this season compared to zero starts last season. She is averaging 4.6 points in 19.5 minutes while shooting 37.9% from beyond the arc. Wiese hit her season-high 12 points against Washington on June 18 and added a career high in assists against New York on July 20 with six.

G/F	10	TIERRA RUFFIN-PRATT	5'11"	180 LBS
-----	----	---------------------	-------	---------

GP/GS	21/20	PPG 6.9	RPG 2.5	APG 2.0	SPG 0.7	FG% 38.9	3FG% 38.5	MPG 25.8
-------	-------	---------	---------	---------	---------	----------	-----------	----------

Before the 2019 WNBA Draft, The Sparks signed free agent guard Tierra Ruffin-Pratt, who played six seasons with the Washington Mystics and helped them reach the 2018 WNBA Finals. The veteran is averaging 6.9 points per game in her sixth season in the WNBA and is shooting 38.9% from the 3-point line. TRP recorded a career high of 23 points against the Atlanta Dream on July 23, sinking a career-high six 3-pointers.

F/C	3	CANDACE PARKER	6'4"	175 LBS
-----	---	----------------	------	---------

GP/GS	9/9	PPG 10.3	RPG 6.6	APG 2.7	SPG 1.3	FG% 38.8	3FG% 32.0	MIN 24
-------	-----	----------	---------	---------	---------	----------	-----------	--------

The 2008 and 2013 MVP became the 12th player in WNBA history to reach the 2,500 rebound milestone. Parker made her 2019 season debut on June 18th against the Mystics and recorded her first double-double of the 2019 season against the Mercury on June 23. Parker pushed past Swin Cash to earn 17th in All-Time Scoring with 5,123 career points on June 23. In her first game back from her second injury of the 2019 season, Candace recorded 16 points and 7 rebounds on Aug. 1 against the Aces and was named player of the week ending Sunday Aug. 4

F	30	NNEKA OGWUMIKE	6'2"	174 LBS
---	----	----------------	------	---------

GP/GS	20/20	PPG 16.6	RPG 9.6	APG 1.9	SPG 1.9	FG% 47.6	3FG% 39.6	MPG 30.1
-------	-------	----------	---------	---------	---------	----------	-----------	----------

On July 15, Nneka was named an All-Star for the sixth time in her career. The 2016 MVP's 9.5 rebounds per game currently ranks third in the league. Ogwumike has recorded nine double-doubles this season, which ranks third most in the WNBA. She posted a career high in 3-pointers made, with five, on July 7 against the Mystics alongside 31 points and 10 rebounds. Against the Fever on July 12, Nneka tied her career high with six steals. Nneka was named WNBA Player of the Week for the week ending July 14 and more recently, WNBA Player of the Month for the month of July.

LASparks.com

@LA_Sparks

PLAYER UPDATES

NUM.	PLAYER	POS.	UPDATE
0	Alana Beard	G	Hamstring
2	Riquna Williams	G	Suspended

WHERE DID YOU COME FROM?

NUM.	PLAYER	HOW ACQUIRED
0	Alana Beard	Free agent (2012)
1	Alexis Jones	Trade (2019)
2	Riquna Williams	Trade (2016)
3	Candace Parker	Draft (2008)
5	Marina Mabrey	Draft (2019)
7	Maria Vadeeva	Draft (2018)
10	Tierra Ruffin-Pratt	Free agent (2019)
12	Chelsea Gray	Trade (2016)
13	Chiney Ogwumike	Trade (2019)
21	Kalani Brown	Draft (2019)
24	Sydney Wiese	Draft (2017)
30	Nneka Ogwumike	Draft (2012)

MILESTONE WATCH

PLAYER	MILESTONE (CURRENT)
Candace Parker	5500 points (5181) 1200 assists (1175) 3000 rebounds (2600) 550 blocks (505)
Alana Beard	5000 points (4713) 1100 assists (1052) 250 blocks (218) 800 steals (705)
Nneka Ogwumike	4000 points (3835) 2000 rebounds (1813)
Chiney Ogwumike	2000 points (1538) 1000 rebounds (839)
Chelsea Gray	2000 points (1668) 600 assists (593)

PRONOUNCIATION

PLAYER/COACH	PRONOUNCIATION
Alana Beard	ah-LAY-nah
Kalani Brown	kuh-lah-NEE
Chiney Ogwumike	shih-NAY Oh-gwoo-MIH-kay
Nneka Ogwumike	NEH-kuh Oh-gwoo-MIH-kay
Tierra Ruffin-Pratt	Tee-air-rah
Maria Vadeeva	Vuh-DEE-vuh
Sydney Wiese	WEECE (rhymes with REESE)
Riquna Williams	rih-QUAHN-uh

COACHING STAFF

NAME	ROLE
Derek Fisher	Head Coach
Latricia Trammell	Assistant Coach
Fred Williams	Assistant Coach
Jamal "Dash" Lovell	Player Development Coach
Courtney Watson	Athletic Trainer
Kelly Dormandy	Strength and Conditioning Coach
Rachel Schrote	Video Coordinator

SPARKS HOST MERCURY

The Los Angeles Sparks (13-8) take on the Phoenix Mercury (11-10) for their third and final regular season matchup. Los Angeles and Phoenix have split two matchups, with Phoenix winning the one an 82-72 win for the Mercury. The victor of Thursday's game will determine the playoff tie-breaker. Phoenix have won four of their last six games, while the Sparks are 6-1 over the last seven games. Leading the charge for the Sparks are All-Stars Nneka Ogwumike and Chelsea Gray who both currently rank in the top 20 in scoring, tallying 16.6 and 13.4 points per game respectively. The Sparks will defend Brittney Griner and DeWanna Bonner of the Mercury who are the top two scorers in the WNBA.

POW

The WNBA announced on Aug. 5th that Sparks forward/center Candace Parker was named a WNBA Player of the Week for the week ending Sunday, Aug. 4, along with Mystics forward Elena Delle Donne. This was her 22nd time winning the honor. Parker helped guide the Sparks to a 2-0 record with convincing wins over the Las Vegas Aces (76-68) and the Seattle Storm (83-75). For the week, Parker averaged 18.5 points, 7.0 rebounds and 2.0 blocks per game. She scored a season-high 21 points against the Storm on Aug. 4. Last week, Sparks Nneka Ogwumike received the honor of July Player of the Month.

HEADBAND T

Since signing with the Los Angeles, Tierra Ruffin-Pratt, otherwise known as TRP has been a defensive stalwart for the Sparks in the first half of the season. TRP currently ranks in the top five amongst guards in the WNBA in blocks, averaging 0.8 blocks per game and owns 29.0% of all Sparks blocks this season. Her stifling defense has contributed to her top 15 defensive rating amongst guards who have played at least 10 games this season, but on July 23rd her offense was the topic of discussion. Sporting a headband for her first time this season, TRP recorded a career-high 23 points against the Atlanta Dream, where she was 6-9 from behind the arc, a career high in 3-pointers made.

MISS JULY

After only grabbing five double-doubles last season, Nneka Ogwumike has already tallied ten this season, ranking her tied for second in the WNBA in total double-doubles this season. In the first seven seasons of her career, Ogwumike has averaged a hair over 9 double-doubles per season, and is on pace to finish the 2019 season with 16 double-doubles, which would tie her career-high during her MVP season of 2016. Over her last seven games, Ogwumike has registered six double-doubles.

SYDNEY WIESE AND THE EXPANDED ROLE

With injuries to several key players, guard Sydney Wiese has seen an expanded role in the Sparks system. After not starting any games in her first two seasons in the WNBA, Wiese has started more than half of the games she has played in and has seen her scoring and assists numbers improve exponentially. Wiese averages 19.5 minutes per game, providing valuable minutes for the Sparks. Wiese also recorded a career high in assists on July 20th against the New York Liberty, where she had six.

OUR ROOKIES

Rookies Kalani Brown and Marina Mabrey have been two of the most effective rookies in the WNBA this season, and the numbers do not lie. Brown ranks in the top ten amongst all rookies in points (5.3), top five in rebounds (3.9) and blocks (0.9). Mabrey ranks in the top ten in points (4.7), assists (1.1), and steals (0.6). Mabrey also leads all non-first round draft picks in blocks (0.3) and player efficiency rating (11.0)

2019 LOS ANGELES SPARKS ROSTER

NUM.	PLAYER	POS.	HT.	YRS OF EXP.	DOB	COLLEGE
0	Alana Beard	G/F	5'11"	13	05/14/82	Duke
1	Alexis Jones	G	5'9"	2	05/08/94	Baylor
2	Riquna Williams	G	5'7"	6	05/28/ 90	Miami (Fla.)
3	Candace Parker	F/C	6'4"	11	04/19/86	Tennessee
5	Marina Mabrey	G	5'11"	R	11/14/96	Notre Dame
7	Maria Vadeeva	F/C	6'4"	1	07/16/98	Russia
10	Tierra Ruffin-Pratt	G/F	5'11"	6	04/11/91	North Carolina
12	Chelsea Gray	G	5'11"	4	10/08/92	Duke
13	Chiney Ogwumike	F/C	6'4"	3	03/22/92	Stanford
21	Kalani Brown	C	6'7"	R	03/21/97	Baylor
24	Sydney Wiese	G	6'0"	2	06/16/95	Oregon State
30	Nneka Ogwumike	F	6'2"	7	07/02/90	Stanford

2019 LA SPARKS ROSTER



ALANA BEARD
Position: G/F
Height: 5'11"
DOB: 5/14/82
College: Duke



ALEXIS JONES
Position: G
Height: 5'9"
DOB: 5/8/94
College: Baylor



RIQUANA WILLIAMS
Position: G
Height: 5'7"
DOB: 5/28/90
College: Miami



CANDACE PARKER
Position: F/C
Height: 6'4"
DOB: 4/19/86
College: Tennessee



MARINA MABREY
Position: G
Height: 5'11"
DOB: 9/14/96
College: Notre Dame



MARIA VADEEVA
Position: F/C
Height: 6'4"
DOB: 7/16/98
College: Russia



TIERRA RUFFIN-PRATT
Position: G/F
Height: 5'11"
DOB: 4/11/91
College: North Carolina



CHELSEA GRAY
Position: G
Height: 5'11"
DOB: 10/8/92
College: Duke



CHINEY OGWUMIKE
Position: F/C
Height: 6'4"
DOB: 3/22/92
College: Stanford



KALANI BROWN
Position: C
Height: 6'7"
DOB: 3/21/97
College: Baylor



SYDNEY WIESE
Position: G
Height: 6'0"
DOB: 6/16/95
College: Oregon State



NNEKA OGWUMIKE
Position: F
Height: 6'2"
DOB: 7/2/90
College: Stanford

COACHING STAFF



DEREK FISHER
HEAD COACH



FRED WILLIAMS
ASSISTANT COACH



LATRICA TRAMMELL
ASSISTANT COACH



JAMAL LOVELL
PLAYER DEVELOPEMENT COACH



COURTNEY WATSON
DIRECTOR OF SPORTS MEDICINE/
HEAD ATHLETIC TRAINER



KELLY DORMANDY
STRENGTH & CONDITIONING COACH

PHOENIX MERCURY

PREVIEW: The Los Angeles Sparks go head-to-head with the Phoenix Mercury for a third time this season. The Sparks look to continue their six-game win streak at home, hosting the Mercury at Staples Center for the second time. Los Angeles and Phoenix head into tonight's game with the season series tied 1-1.

Following back-to-back home wins, the Los Angeles Sparks climbed fourth overall in the WNBA. The Phoenix Mercury are 11-10, currently sixth in the WNBA.

Leading the Mercury is center Brittney Griner and forward DeWanna Bonner. Griner leads the WNBA in scoring and ranks second in blocks, averaging 19.3 and 2.1 respectively. Bonner ranks second in the league with 18.7 points per game and 10th in rebounds with 7.4.

Recently, the Sparks defeated the Seattle Storm with the help of former MVP's Candace Parker and Nneka Ogumike, and newly returned Russian star Maria Vadeeva. Parker scored a season-high 21 points in just 25 minutes of play. Vadeeva followed with 14 points in her second game after being away from the team. July's Player of the Month, Ogumike, contributed with 13 points, 10 rebounds, and three steals. All nine active players scored, shooting a season-high 52.5% from the field.

The teams last two matchups were hosted by the Mercury at Talking Stick Arena. In the Sparks initial 2019 contest against the Mercury, Chelsea Gray posted 21 points and a then season-high nine assists. Nneka and Chiney Ogumike followed, scoring a collective 24 points in the second half in the Los Angeles win over Phoenix, 86-68.

When the Sparks faced the Mercury again, Leilani Mitchell scored 22 points aiding Phoenix to victory 82-72. Briann January and DeWanna Bonner both scored 15 points, and Griner notched 13. Candace Parker led the Sparks with her first double-double of the season, 12 points and 10 rebounds. Chiney Ogumike also contributed 12 points.

The Sparks and Mercury will face each other for the third and final time in the 2019 season with both teams looking to secure the head-to-head tie-breaker for playoff seeding.

HEAD COACH: Sandy Brondello, 6th Season

Probable Starters

C Brittney Griner
G Yvonne Turner
G Leilani Mitchell
F Brianna Turner
F DeWanna Bonner

SPARKS MOST RECENT GAME (8/1/19)	SPARKS LAST GAME AGAINST PHOENIX (6/23/19)	MERCURY MOST RECENT GAME (8/4/19)																																																															
<table><tr><th></th><th>1</th><th>2</th><th>3</th><th>4</th><th>OT</th><th>FINAL</th></tr><tr><td>LA</td><td>24</td><td>16</td><td>23</td><td>13</td><td>-</td><td>76</td></tr><tr><td>LV</td><td>15</td><td>25</td><td>20</td><td>8</td><td>-</td><td>68</td></tr></table> <p>Biggest Lead: LA: 11 LV: 7 Lead Changes: 13 Times Tied: 8</p> <p>Points: LA: N. Ogwumike 19 LV: McBride 19 Rebounds: LA: N. Ogwumike 11 ALV: Hamby 11 Assists: LA: Gray 10, LV: T. Young 6</p>		1	2	3	4	OT	FINAL	LA	24	16	23	13	-	76	LV	15	25	20	8	-	68	<table><tr><th></th><th>1</th><th>2</th><th>3</th><th>4</th><th>OT</th><th>FINAL</th></tr><tr><td>LA</td><td>26</td><td>16</td><td>14</td><td>16</td><td>-</td><td>72</td></tr><tr><td>PHO</td><td>25</td><td>19</td><td>16</td><td>22</td><td>-</td><td>82</td></tr></table> <p>Biggest Lead: LA: 6 PHO: 11 Lead Changes: 9 Times Tied: 2</p> <p>Points: LA: Parker, C. Ogwumike 12 PHO: Mitchell 22 Rebounds: LA: C. Ogwumike 13 PHO: Griner 9 Assists: LA: Gray, 7 PHO: Mitchell, 6</p>		1	2	3	4	OT	FINAL	LA	26	16	14	16	-	72	PHO	25	19	16	22	-	82	<table><tr><th></th><th>1</th><th>2</th><th>3</th><th>4</th><th>OT</th><th>FINAL</th></tr><tr><td>PHO</td><td>28</td><td>32</td><td>22</td><td>21</td><td>-</td><td>103</td></tr><tr><td>WAS</td><td>23</td><td>20</td><td>19</td><td>20</td><td>-</td><td>82</td></tr></table> <p>Biggest Lead: PHO: 27 WAS: 5 Lead Changes: 5 Times Tied: 5</p> <p>Points: PHO: GRINER 26 WAS: Delle Donne, Meesseman 18 Rebounds: PHO: Griner 9 WAS: Power, Hawkins 7 Assists: PHO: Griner 8 WAS: Cloud 7</p>		1	2	3	4	OT	FINAL	PHO	28	32	22	21	-	103	WAS	23	20	19	20	-	82
	1	2	3	4	OT	FINAL																																																											
LA	24	16	23	13	-	76																																																											
LV	15	25	20	8	-	68																																																											
	1	2	3	4	OT	FINAL																																																											
LA	26	16	14	16	-	72																																																											
PHO	25	19	16	22	-	82																																																											
	1	2	3	4	OT	FINAL																																																											
PHO	28	32	22	21	-	103																																																											
WAS	23	20	19	20	-	82																																																											

SEATTLE STORM

LOS ANGELES (Aug. 4, 2019) -- Candace Parker posted a season high 21 points and pulled down seven rebounds as the Sparks dispatched Seattle 83-75 at STAPLES Center. Los Angeles entered the contest looking to add on a two-game winning streak, while Seattle looked to bounce back from a two-game skid. Ultimately, both streaks would remain intact as the Sparks shot a blistering 52.5 percent from the field, setting a new team season high.



A frontcourt battle between Parker and the Storm's Natasha Howard in the first quarter buoyed both teams to open play. Parker notched seven quick points to keep the Sparks afloat, including an and-one off of a missed Chelsea Gray acrobatic layup attempt that sent the STAPLES Center crowd into a frenzy. Gray took over for the Sparks after Parker returned to the bench, countering the Storm's 3- point barrage with timely 3-pointers of her own. The competitive first quarter ended as tightly as it began, but Los Angeles held on to a 27-24.

Gray's sharpshooting continued into the second quarter. The All-Star's 3-pointer on the first possession pushed her into double-digit scoring for the 15th time this season. Parker shortly joined her teammate in double-figures with a mid-range jumper, and the Sparks steadily pulled away throughout the quarter. A 3-pointer by Seattle's Sami Whitcomb just before the buzzer sent the teams to the locker rooms with Los Angeles up 50-41.

The frontcourt duo of Parker and Nneka Ogumike blitzed Seattle for four points each out of halftime, and Los Angeles pulled away to a 60-45 lead within the first five minutes of play. The second half of the quarter, however, belonged to Maria Vadeeva, who poured in the Sparks' final eight points. Seattle chipped away at the fourteen-point lead to open the fourth quarter, but a Marina Mabrey seven-point run kept the Sparks comfortably in control. Mabrey finished the quarter with ten points, her first scoring output since July 18. The Storm would get no closer than eight to close out the game as Los Angeles cruised to its 13th win of the season.

SPARKS MOST RECENT GAME (8/4/19)

	1	2	3	4	OT	FINAL
LA	27	23	20	13	-	83
SEA	24	17	15	19	-	75

Biggest Lead: LA: 17 | SEA: 3
Lead Changes: 6 | Times Tied: 3

Points: LA: Parker 21 SEA: Whitcomb 16
Rebounds: LA: N. Ogumike 10
SEA: Russell 9
Assists: LA: Gray 8, SEA: Howard 5

Sparks Notes:

- Candace Parker notched a season-high 21 points
- Maria Vadeeva recorded 14 points off the bench. It is her second double-digit scoring output in her three appearances this season
- Nneka Ogumike recorded her 10th double-double of the season
- All nine active players scored during the contest. The team shot a season-high 52.5 percent from the field
- Marina Mabrey reached double-figures for the fourth time this season. All of her points came in the fourth quarter

SPARKS IN THE NEWS

DATE	TITLE	OUTLET	AUTHOR
8/6/19	Sun reclaim top spot; Candace Parker's return has Sparks looking dangerous	CBS Sports	Jack Maloney
8/5/19	Sparks' Candace Parker caps successful return with WNBA Player of the Week honor	LA Daily News	Mirjam Swanson
8/5/19	'Rock star' Maria Vadeeva has the potential to be more than a one-hit wonder for the Sparks	The Athletic	Sabreena Merchant
8/4/19	Candace Parker leads Los Angeles Sparks to 83-75 triumph over Seattle Storm	Hoopfeed	Brady Klopfer
8/4/19	Candace Parker's season high helps Sparks beat Storm	LA Times	Mia Berry
8/4/19	Balanced Sparks cruise to victory over the Seattle Storm	The Suave Report	Megan Hines
8/4/19	Marina Mabrey, Sparks overwhelm Seattle in victory	LA Daily News	Mirjam Swanson



Matt Ellentuck @mellentuck · Aug 4
now candace is throwing THIS pass



Eli Horowitz Retweeted
Bleacher Report NBA @BR_NBA · Aug 4
Disrespect

Marina Mabrey had a nasty block then threw the ball at Jewell Loyd
(via @LA_Sparks)

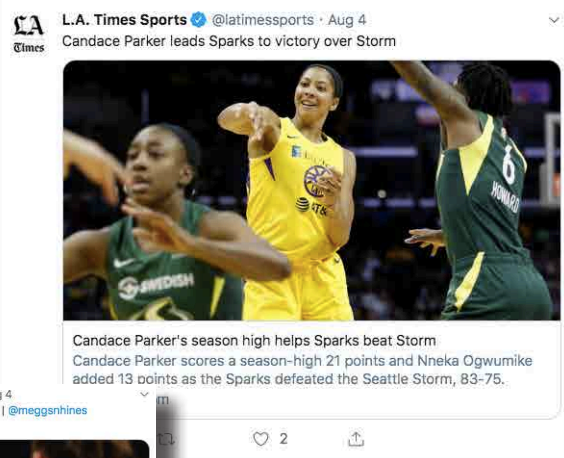


From Los Angeles Sparks
305 1.4K 11.9K

Hoops N Brews @HoopsNBrews · Aug 4
I had my doubts, but @derekfisher might be Coach of the Year in the WNBA. A new style of play was tough to persevere through at first but now that the @LA_Sparks are somewhat healthy they look like serious contenders
-TPJ



Doug Feinberg @DougFeinberg · 1h
The @AP_Sports @WNBA player of the week was @Candace_Parker



The Suave Report @TheSuaveReport · Aug 4
Sparks cruise to victory over the Seattle Storm | @meggsnhines
thesuavereport.com/2019/08/04/bal...

POINTS SCORED AGAINST THE MERCURY		LEAGUE AND FRANCHISE MILESTONES			
4. Sue Bird		ALANA BEARD			
5. Candace Parker	...	WNBA	3PM	Next: 300	Current: 287
21. Crystal Langhorne		LAS	AST	Next: 500	Current: 489
22. Nneka Ogwumike	...	LAS	BLK	Next: 100	Current: 89
28. Katie Douglas		CHELSEA GRAY			
29. Alana Beard	...	WNBA	2PM	Next: 500	Current: 485
57. Jantel Lavender		WNBA	2PA	Next: 1000	Current: 994
58. Riquna Williams	...	LAS	PTS	Next: 1500	Current: 1479
103. Tamika Whitmore		LAS	FTM	Next: 250	Current: 239
Chelsea Gray	...	CHINEY OGWUMIKE			
154. 2 players		WNBA	DREB	Next: 500	Current: 491
156. Chiney Ogwumike		TIERRA RUFFIN-PRATT			
157. Tierra Ruffin-Pratt	...	WNBA	FTA	Next: 500	Current: 483
416. 3 players		RIQUNA WILLIAMS			
Alexis Jones	...	WNBA	STL	Next: 200	Current: 196
437. 8 players		LAS	FGA	Next: 500	Current: 490
Maria Vadeeva		RECENT MILESTONES			
POINTS IN SPARKS FRANCHISE HISTORY		CHELSEA GRAY			
1. Lisa Leslie	6253	LAS	AST	500	Jul 23
2. Candace Parker	5206	NNEKA OGWUMIKE			
3. DeLisha Milton-Jones	4018	WNBA	FGM	1500	Aug 1
4. Nneka Ogwumike	3896	CANDACE PARKER			
8. Jantel Lavender	2267	WNBA	GM	300	Jul 9
9. Alana Beard	1585	RIQUNA WILLIAMS			
10. Chelsea Gray	1479	LAS	3PM	100	Jul 14
21. Ukari Figgs	567	ALL TIME VS. MERCURY			
22. Riquna Williams	554	ALL	51 - 34 (0.600)		
44. La'Keshia Frett	228	HOME	29 - 13 (0.690)		
45. Chiney Ogwumike	223	AWAY	22 - 21 (0.512)		
57. Shannon Bobbitt	177	2018	2 - 1 (0.667)		
58. Sydney Wiese	152	2018 VS. MERCURY			
61. Natasha Lacy	145	5/27	Pho	W	80-72
Tierra Ruffin-Pratt	145	8/5	Pho	W	78-75
65. Armintie Herrington	134	8/12	@Pho	L	86-78
66. Maria Vadeeva	131	*Statistics courtesy of www.acrossthetimeline.com			
69. Nina Bjedov	121				
70. Kalani Brown	105				
72. Andrea Riley	100				
73. Marina Mabrey	98				
89. 2 players	44				
91. Alexis Jones	42				
102. 2 players	22				
Karlie Samuelson	22				

2019 TEAM BOX SCORE																	
DATE	OPPONENT	MIN	FG-A	PCT	3PM-A	PCT	FTM-A	PCT	OFF	DEF	TOT	AST	STL	BLK	TO	PF	PTS
5/26	@LV	200:0	28 - 77	36.4	5 - 13	38.5	9 - 13	69.2	10	30	40	17	9	8	14	22	70
5/31	CT	200:0	28 - 72	38.9	6 - 20	30.0	15 - 17	88.2	9	30	39	15	6	4	10	22	77
6/4	@NY	200:0	27 - 78	34.6	8 - 21	38.1	16 - 20	80.0	13	27	40	15	9	6	12	15	78
6/6	@CT	200:0	29 - 66	43.9	8 - 25	32.0	11 - 12	91.7	7	18	25	23	13	4	21	18	77
6/8	@MIN	200:0	32 - 74	43.2	9 - 25	36.0	16 - 17	94.1	12	21	33	18	13	5	16	21	89
6/14	@PHX	200:0	34 - 66	51.5	9 - 19	47.4	8 - 9	88.9	5	25	30	19	7	4	9	21	85
6/15	NY	200:0	39 - 84	46.4	8 - 23	34.8	6 - 7	85.7	12	30	42	22	5	3	14	22	92
6/18	WASH	200:0	19 - 66	28.8	3 - 19	15.8	11-18	61.6	10	28	38	10	9	1	26	12	52
6/21	@SEA	200:0	23 - 61	37.7	6 - 21	28.6	10 - 12	83.3	5	24	29	13	4	4	14	15	62
6/23	@PHX	200:0	26 - 70	37.1	8 - 23	34.8	12 - 14	85.7	10	29	39	19	2	2	10	24	72
6/27	LV	200:0	32 - 75	42.7	8 - 18	44.4	14 - 15	93.3	8	31	39	17	11	6	14	13	86
6/30	CHI	200:0	35 - 71	49.3	10 - 24	41.7	14 - 15	92.3	10	26	36	21	8	6	14	15	94
7/7	WASH	200:0	36 - 74	48.6	16 - 31	51.6	10 - 12	83.3	7	32	39	24	4	5	6	15	98
7/9	@DAL	200:0	26 - 71	36.6	4 - 19	21.1	6 - 7	85.7	17	19	36	16	6	4	21	12	62
7/12	@IND	200:0	34-78	43.6	7-22	31.8	15-17	88.2	13	18	31	23	16	2	12	13	90
7/14	@ATL	205:0	30 - 87	34.5	6 - 26	23.1	10 - 12	83.3	16	27	43	17	8	6	5	17	76
7/18	DAL	200:0	23 - 60	38.3	4 - 12	33.3	19 - 21	90.5	8	23	31	13	9	1	11	14	69
7/20	@NY	200:0	28 - 65	43.1	10 - 25	40.0	12 - 16	75.0	5	21	26	18	7	6	11	27	78
7/23	@ATL	200:0	28 - 65	43.1	9 - 19	47.4	13 - 15	86.7	11	27	38	22	10	5	13	16	78
8/1	LV	200:0	30 - 71	42.3	9 - 26	34.6	7 - 7	100.0	5	28	33	19	7	7	12	18	76
8/4	SEA	200:0	32-61	52.5	6-20	30.0	13-15	86.7	5	26	31	23	10	5	16	12	83
8/8	PHO																
8/11	CHI																
8/14	@DAL																
8/16	@CHI																
8/20	MIN																
8/22	IND																
8/25	CT																
8/27	@WASH																
8/29	@IND																
8/31	@LV																
9/3	ATL																
9/5	SEA																
9/8	MIN																

2019 REGULAR SEASON SUPERLATIVES

LOS ANGELES SPARKS HIGHS

Points, Game.....98 vs. Washington 7/7
Points, First Half.....51 vs. Washington 7/7
Points, Second Half..... 48 @ Atlanta 7/23
Points, 1Q.....29 vs. Washington 7/7
Points, 2Q.....31 vs. New York 6/15
Points, 3Q.....31 @ Indiana 7/12
Points, 4Q.....32 @ Atlanta 7/23
Points, Overtime.....12 @ Atlanta 7/14

Field Goals Made.....39 vs. New York 6/15
Field Goals Att.....87 @ Atlanta 7/14
Field Goal Percentage...52.5% vs. Seattle 8/4
3FG Made.....16 vs. Washington 7/7
3FG Att.....31 vs. Washington 7/7
3FG Percentage.....51.6 % vs. Washington 7/7
Free Throws Made.....16 @ NY 6/4, @ MIN 6/8
Free Throws Att.....20 @ New York 6/4
FT Percentage.....100% vs Las Vegas 8/1

Offensive Rebounds.....17 @ Dallas 7/9
Defensive Rebounds....32 vs. Washington 7/7
Total Rebounds.....43 @ Atlanta 7/14
Assists.....24 vs. Washington 7/7
Steals.....16 vs. Indiana 7/12
Turnovers.....26 vs. Washington 6/18
Blocked Shots.....8 @ Las Vegas 5/26
Personal Fouls.....27 @ New York 7/20

OPPONENT HIGHS

Points, Game.....98 vs. New York 6/15
Points, First Half.....48 vs. NY 6/15, vs. WSH 6/18
Points, Second Half.....50 vs. New York 6/15
Points, 1Q.....27 @ Las Vegas 5/26
Points, 2Q.....31 vs. New York 6/1
Points, 3Q.....27 @ Minnesota 6/8
Points, 4Q.....32 vs. Indiana 7/12
Points, Overtime.....7 @ Atlanta 7/14

Field Goals Made.....34 @ Connecticut 6/6
Field Goals Att.....76 @ Atlanta 7/14
Field Goal Percentage..47.1 % vs. New York 6/14
3FG Made.....14 vs. WSH 6/18, @ SEA 6/21
3FG Att.....28 vs. Washington 6/18
3FG Percentage.....72.7% @ New York 7/20
Free Throws Made.....27 @ New York 7/20
Free Throws Att.....39 @ New York 7/20
FT Percentage.....100.0% @PHX 6/14,@DAL 7/9, vs SEA 8/4

LOS ANGELES SPARKS LOWS

-Points, Game.....52 vs. Washington 6/18
-Points, First Half.....27 vs. Washington 6/18
-Points, Second Half.....25 vs. Washington 6/18
-Points, 1Q.....10 vs. Washington 6/18
-Points, 2Q.....8 @ Las Vegas 5/26
-Points, 3Q.....10 @ Seattle 6/21
-Points, 4Q.....13 vs. DAL 7/18, vs. LV 8/1, vs. SEA 8/4
-Points, Overtime.....12 @Atlanta 7/14

-Field Goals Made.....19 vs. Washington 6/18
-Field Goals Att.....61 @ SEA 6/21, vs. SEA 8/4
-Field Goal Percentage...28.8% vs. Washington 6/18
-3FG Made.....3 vs. Washington 6/18
-3FG Att.....13 @ Las Vegas 5/26
-3FG Percentage.....15.8% vs. Washington 6/18
-Free Throws Made.....6 vs. NY 6/15, @DAL 7/9
-Free Throws Att.....7 vs. NY 6/15, @ DAL 7/9, vs. LV 8/1
-FT Percentage.....61.1% vs. Washington 6/18

-Offensive Rebounds.....5, 5 times
-Defensive Rebounds.....18 @ CT 6/6, @ IND 7/12
-Total Rebounds.....25 @ Connecticut 6/6
-Assists.....10 vs. Washington 6/18
-Steals.....2 @ Phoenix 6/23
-Turnovers.....5 @ Atlanta 7/14
-Blocked Shots.....1 vs. Washington 6/18
-Personal Fouls.....12 vs. WSH 6/18, @ DAL7/9, vs. SEA 8/4

OPPONENT LOWS

-Points, Game.....66 @ Atlanta 7/23
-Points, First Half.....31 vs. Connecticut 5/31
-Points, Second Half.....32 @ Phoenix 6/14
-Points, 1Q.....12 @ Atlanta 7/14
-Points, 2Q.....12 vs. Connecticut 5/31
-Points, 3Q.....11 vs. Washington 7/7
-Points, 4Q.....8 vs. Las Vegas 8/1
-Points, Overtime.....7 @ Atlanta 7/14

-Field Goals Made.....24 vs. CT 5/31, vs. CHI 6/30, @NY 7/20
-Field Goals Att.....52 @ New York 7/20
-Field Goal Percentage..30.8% vs Connecticut 5/31
-3FG Made.....2 @ATL 7/14, @ATL 7/23
-3FG Att.....11 @ New York
-3FG Percentage.....9.5% @ Atlanta 7/23
-Free Throws Made.....9 vs. Las Vegas 5/27
-Free Throws Att.....12 vs. Las Vegas 5/27
-FT Percentage.....64% vs. CT 5/3

HEAD COACH DEREK FISHER



Derek Fisher was named the 12th head coach of the Los Angeles Sparks on December 5, 2018. Fisher is a Los Angeles basketball legend, playing 18 seasons in the NBA and winning five championships with the Los Angeles Lakers. Fisher was drafted 24th overall by the Lakers in 1996, and played alongside Kobe Bryant and Shaquille O'Neal en route to three consecutive titles from 2000-2002. He later added two more rings in 2009 and 2010 with Los Angeles. Fisher also played for the Golden State Warriors, Utah Jazz, Dallas Mavericks and Oklahoma City Thunder.

Fisher's accolades include holding the all-time NBA record for playoff game appearances (259). He's also known for hitting a buzzer-beater with 0.4 seconds left against the San Antonio Spurs in Game 5 of the 2004 Western Conference Semifinals as a member of the Lakers. In his time as a player, he served as president of the players' union from 2006-2013.

After finishing the 2013 season with the Thunder, Fisher transitioned to the sidelines, being named head coach of the New York Knicks on June 10, 2014. Fisher coached into the 2015-2016 season with New York, helping develop then-rookie Kristaps Porzingis.

Fisher is a native of Little Rock, Arkansas where he attended Parkview Arts and Science Magnet High School, lettering in basketball. He then attended the University of Arkansas at Little Rock, where he finished his four-year career second all-time in school history in points (1,393), assists (472) and steals (189). His senior year, he was named Sun Belt Conference Player of the Year.

In the spring of 2016, Fisher became a television analyst for TNT, NBA TV and later Spectrum SportsNet as an in-studio analyst for the Lakers.



ASSISTANT COACHES

Fred Williams



Fred Williams was named assistant coach of the Los Angeles Sparks on Jan. 22, 2019 and brings over 35 years of collegiate and professional coaching experience. Most recently, Williams served as the Dallas Wings, previously Tulsa Shock, head coach from 2014-2018 where he coached WNBA All-Stars Skylar Diggins and Liz Cambage.

Williams launched his coaching career in 1983 as an assistant coach at USC where he coached standouts Cynthia Cooper, Pamela McGee, Cheryl Miller, Lisa Leslie and Tina Thompson. Williams helped lead the Trojans to back-to-back NCAA titles in 1983 and 1984 before serving as head coach from 1995-1997.

In addition to his time in Dallas, Williams previously served as head coach of the Utah Starzz from 1999-2001. Williams then spent six seasons with the Atlanta Dream, winning three WNBA Eastern Conference Championships. Williams took over Atlanta's head coach in 2012 and led the Dream to the WNBA finals in 2013.

Williams played for Boise State men's basketball program from 1976-1979 and averaged 12.0 points and 5.8 assists in his final season. The All-Big Sky Conference point guard played briefly in the NBA for the Utah Jazz before transitioning to a role on the sidelines. He also served as an advance scout for the Washington Mystics, Utah Jazz, Seattle Supersonics and Sacramento Kings.

Off the court, Williams is an avid musician who produces jazz music under the name "Freddy Bass Williams." He has released two jazz albums titled "Game Time" and "My Gift to You." Williams is originally from Inglewood, California, but currently resides in Irving, Texas with his wife Bo and their five children.

Latricia Trammell



Latricia Trammell was named assistant coach of the Los Angeles Sparks on Jan. 22, 2019. Trammell most recently served as an assistant coach for the San Antonio Stars in 2017 where she worked with the first overall pick Kelsey Plum.

Trammell also served as head coach at Oklahoma State University, producing an 85-10 record with the Stars. She led the team to back-to-back NAIA Division I women's basketball national championships in 2014 and 2015, which earned her National Coach of the Year honors in those two years. After her two titles at OCU, Trammell transitioned to Division I basketball and became an assistant coach for Georgia State from 2015-2017 before transitioning to the WNBA. Trammell holds a 255-131 overall high school and college coaching record in her 24 years on the sidelines.

The Oklahoma native debuted as a head coach when she took over the job at Western State (Colo.) University. Trammell spent five seasons with the Mountaineers and built Western State to be a top contender in the Rocky Mountain Athletic Conference. Trammell's team notched a 105-76 record and made five consecutive RMAC Shootout appearances, catapulting her to become the third winningest coach in program history.

Trammell formally served on the WBCA National Convention Advisory Board and on the voting committee for USA Today/ESPN D-II Top 25. The Seminole, Oklahoma native is also a frequent basketball clinician and was a former player for both Seminole State College and East Central Oklahoma.

Jamal Lovell



The Los Angeles Sparks named Jamal "Dash" Lovell their player development assistant coach on March 4, 2019. Lovell is a professional basketball skills trainer bringing over 11 years of experience working with NBA, WNBA and NCAA athletes, including Candace Parker, Paul George and Dwyane Wade.


Lovell is currently involved with high-profile training clinics in Los Angeles, New York and Miami. In total, Lovell has helped 22 players play NCAA Division I basketball and has worked with over 30 NBA and WNBA players. Lovell, who's known for his training brand DashLetics, believes that aggressiveness, balance and footwork are the key components for success on the court.

#1	ALEXIS JONES	GUARD	5-9	05/08/94	BAYLOR	3RD SEASON
----	--------------	-------	-----	----------	--------	------------

2019 Regular Season Averages:

G-GS	PPG	RPG	APG	SPG	BPG	MPG	FG%	3FG%	FT%
9 - 1	4.7	1.6	2.6	0.3	0.2	16.2	37.2	30.0	80.0

	2019 Season Highs	Career Highs	Playoff Career Highs
PTS	10	11, two times	9, at LA 9/26/17
REB	2	4, vs. IND 8/30/17	2, at LA 9/26/17
AST	4	5, vs. CHI 9/1/17	4, at LA 9/26/17
STL	2	3 vs. IND, 8/18/17	--
BLK	2	2 vs. LV, 5/26/19	--
FGM	4	4, six times	3, at LA 9/26/17
3FGM	3	3, three times	3, at LA 9/26/17
FTM	2	2, three times	--
MINS	20:43	28, vs. LA 6/3/18	17, at LA 9/26/17



GAME BY GAME STATS


[illegible]

#2	RIQUNA WILLIAMS	GUARD	5-7	05/28/90	MIAMI (FLA.)	6TH SEASON
----	-----------------	-------	-----	----------	--------------	------------

2019 Regular Season Averages:

G-GS	PPG	RPG	APG	SPG	BPG	MPG	FG%	3FG%	FT%
15 - 6	11.5	2.7	1.7	1.3	0.1	25.4	37.7	40.0	88.9

	2019 Season Highs	Career Highs	Playoff Career Highs
PTS	25	51, vs. SA 9/8/13	17, vs MIN 8/21/18
REB	5	9, vs. SEA 9/12/13	3, vs MIN 8/21/18
AST	4	6 (3 Times)	1, vs. vs MIN 8/23/18 (3 times)
STL	2	5 (3 Times)	2, vs MIN 8/21/18
BLK	1	2 (5 Times)	--
FGM	7	17, SA 9/8/13	3, vs MIN 8/21/18
3FGM	5	8, vs. SA 9/8/13	3, vs MIN 8/21/18
FTM	7	18, at ATL 7/7/15	2, vs MIN 8/21/18 (Twice)
MINS	40	40, ATL 7/14/19	26, vs MIN 8/23/18



GAME BY GAME STATS

[illegible]

2019 Regular Season Averages:

G-GS	PPG	RPG	APG	SPG	BPG	MPG	FG%	3FG%	FT%
9 - 9	10.3	6.6	2.7	1.3	0.9	24.0	38.8	32.0	82.6

	2019 Season Highs	Career Highs	Playoff Career Highs
PTS	18	40, vs HOU 7/9/08	33, vs. MIN 10/7/12
REB	11	20, at SA 6/1/13	18, at PHO 9/25/09
AST	4	11, at WAS 6/15 /18	11, at PHO 9/17/17
STL	4	8, vs IND 8/18/15	5, vs. MIN 9/29/17
BLK	2	9, vs TUL 6/20/12	4, at MIN 10/4/17 (5 Times)
FGM	6	15, vs HOU 7/9/08	14, vs. MIN 10/7/12
3FGM	2	5, Twice	3, at CHI 10/4/16 (4 Times)
FTM	4	14 vs. SEA 7/25/13	15, at CHI 10/4/16
MINS	31:52	48, Twice	40, at MIN 9/22/15 (4 Times)



GAME BY GAME STATS

[illegible]

#5	MARINA MABREY	GUARD	5-11	11/14/96	NOTRE DAME	R-SEASON
----	---------------	-------	------	----------	------------	----------

2019 Regular Season Averages:

G-GS	PPG	RPG	APG	SPG	BPG	MPG	FG%	3FG%	FT%
21-0	4.7	1.4	1.1	0.6	0.3	13.2	32.7	27.4	92.9

	2019 Season Highs	Career Highs	Playoff Career Highs
PTS	14	14, @ CT (6/6/19)	—
REB	5	5, vs. WAS (6/19/19)	—
AST	5	5, vs. CHI (6/30/19)	—
STL	3	3, @ MN (6/8/19)	—
BLK	2	2, vs NY (6/14/19)	—
FGM	4	4, @ CT (6/6/19)	—
3FGM	3	3, @ CT (6/6/19)	—
FTM	4	4, @ ATL (7/14/19)	—
MINs	28	28, @CT (6/6/19)	—



GAME BY GAME STATS


Date	Opponent	MIN	FG-A	PCT	3PM-A	PCT	FTM-A	PCT	OFF	DEF	TOT	AST	STL	BLK	TO	PF	PTS
5/26	@LV	20	2 - 4	50.0	2 - 3	66.7	0 - 0	-	1	2	3	0	2	0	2	0	6
5/31	CT	4:51	1 - 2	50.0	1 - 1	100.0	0 - 0	-	0	1	1	0	0	0	1	3	3
6/4	@NY	10:23	0 - 4	-	0 - 2	-	0 - 0	-	0	0	0	1	0	0	0	0	0
6/6	@CT	28:08	4 - 12	33.3	3 - 7	42.9	3 - 3	100.0	1	1	2	2	2	1	0	1	14
6/8	@MIN	11:47	2 - 6	33.3	1 - 5	20.0	0 - 1	-	0	0	0	3	3	0	2	3	5
6/14	@PHO	13:38	2 - 3	66.7	1 - 2	50.0	-	-	0	1	1	2	1	0	0	0	5
6/15	NY	11:52	0-5	-	0-3	-	-	-	0	2	2	1	1	2	0	1	0
6/18	WASH	20:00	2-9	22.2	0-3	0	-	-	1	4	5	1	0	0	3	0	4
6/21	@SEA	14:55	2-6	33.3	1-4	25.0	2-2	100.0	0	0	0	0	0	0	0	0	7
6/23	@PHO	13:04	2 - 5	40.0	-	-	-	-	2	2	4	1	1	1	0	1	4
6/27	LV	13:35	2 - 4	50.0	0 - 2	0	-	-	0	2	2	1	0	0	2	2	4
6/30	CHI	14:09	3 - 6	50.0	1 - 4	25.0	-	-	1	2	3	5	0	0	1	1	7
7/7	WASH	6:23	0 - 2	0	0 - 1	0	-	-	0	0	0	1	0	0	1	0	0
7/9	@DAL	9:51	1 - 3	33.3	1 - 3	33.3	-	-	0	0	0	1	0	0	1	1	3
7/12	@IND	18:17	4-9	44.4	2-6	33.3	-	-	0	2	2	3	1	1	1	2	10
7/14	@ATL	15:46	0 - 4	0	0 - 3	0	4 - 4	100.0	0	0	0	1	1	1	0	0	4
7/18	DAL	25:57	4 - 8	50.0	2 - 3	66.7	2 - 2	100.0	0	1	1	1	1	0	1	0	12
7/20	@NY	4:17	0 - 4	0	0 - 1	0	-	-	0	0	0	0	0	0	1	0	0
7/23	@ATL	4:08	0-0	-	0-0	-	0-0	-	0	0	0	0	0	0	1	0	0
8/1	LV	1:28	0 - 1	0	0 - 1	0	-	-	0	1	1	0	0	0	1	1	0
8/4	SEA	15:34	1-3	33.3	0-1	0	0-0	-	0	0	0	0	0	0	0	0	0
8/8	PHO	14:00	1-4	25.0	0-1	0	0-0	-	0	0	0	0	0	0	0	0	0
8/11	CHI	14:00	0-0	-	0-0	-	0-0	-	0	0	0	0	0	0	0	0	0
8/14	@DAL	14:00	0-0	-	0-0	-	0-0	-	0	0	0	0	0	0	0	0	0
8/16	@CHI	14:00	0-0	-	0-0	-	0-0	-	0	0	0	0	0	0	0	0	0
8/20	MIN	14:00	0-0	-	0-0	-	0-0	-	0	0	0	0	0	0	0	0	0
8/22	IND	14:00	0-0	-	0-0	-	0-0	-	0	0	0	0	0	0	0	0	0
8/25	CT	14:00	0-0	-	0-0	-	0-0	-	0	0	0	0	0	0	0	0	0
8/27	@WASH	14:00	0-0	-	0-0	-	0-0	-	0	0	0	0	0	0	0	0	0
8/29	@IND	14:00	0-0	-	0-0	-	0-0	-	0	0	0	0	0	0	0	0	0
8/31	@LV	14:00	0-0	-	0-0	-	0-0	-	0	0	0	0	0	0	0	0	0
9/3	ATL	14:00	0-0	-	0-0	-	0-0	-	0	0	0	0	0	0	0	0	0
9/5	SEA	14:00	0-0	-	0-0	-	0-0	-	0	0	0	0	0	0	0	0	0
9/8	MIN	14:00	0-0	-	0-0	-	0-0	-	0	0	0	0	0	0	0	0	0

#7	MARIA VADEEVA	FORWARD/CENTER	6-4	6/16/98	RUSSIA	2ND SEASON
----	---------------	----------------	-----	---------	--------	------------

2019 Regular Season Averages:

G-GS	PPG	RPG	APG	SPG	BPG	MPG	FG%	3FG%	FT%
3 - 1	13.3	3.7	1.3	1.3	1.0	16.3	51.7	40.0	80.0

	2019 Season Highs	Career Highs	Playoff Career Highs
PTS	24	24, at LV 5/26/19	2, at WSH 8/23/18
REB	5	7, at LV 6/29/18	--
AST	1	2, vs. DAL 6/26/18	--
STL	2	2, @ DAL 6/22/18	--
BLK	3	3, vs. DAL 6/26/18	--
FGM	11	11, at LV 5/26/19	1, at WSH 8/23/18
3FGM	2	2, 2 Times	--
FTM	0	3, at LV 6/29/18	--
MINs	24	24, at LV 5/26/19	3, at WSH 8/23/18



GAME BY GAME STATS


[illegible]

#10	TIERRA RUFFIN-PRATT	GUARD/FORWARD	5-11	04/11/91	NORTH CAROLINA	6TH SEASON
-----	---------------------	---------------	------	----------	----------------	------------

2019 Regular Season Averages:

G-GS	PPG	RPG	APG	SPG	BPG	MPG	FG%	3FG%	FT%
21-20	6.9	2.5	2.0	0.7	0.8	25.8	38.9	38.5	82.1

	2019 Season Highs	Career Highs	Playoff Career Highs
PTS	23	23, at ATL 7/23/19	17, at NY 9/22/15
REB	7	12, vs. SEA 6/27/17	9, at. NY 9/10/17
AST	5	6, six times	4 at NY 9/10/17 (3 times)
STL	2	4, vs. SAN 7/25/17	4, at NY 9/22/15
BLK	3	3, Three times	1, vs. SEA 9/12/18 (8 times)
FGM	7	8, two times	6, at NY 9/22/15
3FGM	6	6, at ATL 7/23/19	2, vs. SEA 9/12/18 (3 times)
FTM	3	9, vs. SAN 8/28/16	6, vs. MIN 9/17/17 (Twice)
MINS	37:10	40, vs. SEA 5/26/16	33, at NY 9/18/15



GAME BY GAME STATS


[illegible]

#12	CHELSEA GRAY	GUARD	5-11	10/8/92	DUKE	4TH SEASON
-----	--------------	-------	------	---------	------	------------

2019 Regular Season Averages:

G-GS	PPG	RPG	APG	SPG	BPG	MPG	FG%	3FG%	FT%
21-21	13.2	4.0	5.9	1.1	0.1	31.8	40.0	36.5	92.7

	2019 Season Highs	Career Highs	Playoff Career Highs
PTS	29	29, at NY 6/4/19	27, at MIN 9/24/17
REB	10	10, vs. WAS 7/7/19	6, vs. PHO 9/14/17
AST	13	13, vs WAS 7/7/19	9, vs. MIN 10/1/17
STL	5	6, at MN 5/20/18	3, at MIN 10/4/17 (Twice)
BLK	2	3, at Chi 6/17/18	2, vs. MIN 9/29/17
FGM	10	11, at NY 8/14/18	10, at MIN 9/24/17
3FGM	4	5, San Antonio 8/22/17	4, at MIN 9/24/17 (3 times)
FTM	6	6, vs MIN 9/6/16	6, at MIN 10/9/16
MINS	41:03	48, at CHI 8/18/17	38, vs. PHO 9/14/17



GAME BY GAME STATS

[illegible]

#13	CHINEY OGWUMIKE	FORWARD/CENTER	6-4	03/21/92	STANFORD	3RD SEASON
-----	-----------------	----------------	-----	----------	----------	------------

2019 Regular Season Averages:

G-GS	PPG	RPG	APG	SPG	BPG	MPG	FG%	3FG%	FT%
19-13	11.7	7.4	1.2	1.2	1.0	26.5	47.9	33.3	81.6

	2019 Season Highs	Career Highs	Playoff Career Highs
PTS	26	30, vs. SEA 6/15/18	2, vs. PHX 8/23/18
REB	14	17, vs. NY 6/29/14	3, vs. PHX 8/23/18
AST	4	4, vs. NY 6/14/19	1, vs. PHX 8/23/18
STL	3	4, two times	2, vs. PHX 8/23/18
BLK	2	7, vs. DAL 7/20/16	–
FGM	9	13, vs. SEA 6/15/18	1, vs. PHX 8/23/18
3FGM	1	1, Twice	–
FTM	8	8, Twice	–
MINS	36	40, two times	19



GAME BY GAME STATS

Date	Opponent	MIN	FG-A	PCT	3PM-A	PCT	FTM-A	PCT	OFF	DEF	TOT	AST	STL	BLK	TO	PF	PTS
5/26	@LV	20	1 - 10	10.0	-	-	-	-	0	6	6	0	2	0	0	4	2
5/31	CT	32:11	7 - 11	63.6	-	-	6 - 6	100.0	4	3	7	2	1	1	0	5	20
6/4	@NY	35:43	5 - 13	38.5	-	-	5 - 6	83.3	5	5	10	2	2	2	3	3	15
6/6	@CT	30:22	9 - 11	81.8	-	-	1 - 2	50.0	3	0	3	1	3	2	0	1	19
6/8	@MIN	29:52	6 - 12	50.0	0 - 1	0.0	2 - 2	100.0	5	4	9	0	1	1	2	4	14
6/14	@PHO	15:00	4 - 7	57.1	-	-	-	-	1	1	2	0	1	0	1	4	8
6/15	NY	34:25	12 - 20	60.0	0 - 0	-	2-3	66.7	7	7	14	4	1	0	1	4	26
6/18	WASH	27:58	3 - 7	42.9	-	-	0-2	0.0	2	5	7	1	1	0	4	3	6
6/21	@SEA	26:57	2 - 9	22.0	0 - 1	0.0	-	-	1	5	6	1	0	1	4	5	4
6/23	@PHO	23:30	6 - 9	66.7	-	-	0 - 1	0.0	2	3	5	0	0	0	1	2	12
6/27	LV	25:38	3 - 10	30.0	-	-	-	-	3	7	10	0	1	2	0	4	6
6/30	CHI	18:17	4 - 7	57.1	-	-	2 - 2	100.0	3	4	7	1	2	1	2	2	10
7/7	WASH	12:04	2 - 4	100.0	-	-	-	-	0	0	0	0	0	1	0	3	4
7/9	@DAL	27:55	4 - 8	50.0	1 - 1	100.0	2 - 2	100.0	6	4	10	2	1	2	2	1	11
7/12	@IND	30:33	9-17	52.9	-	-	1-2	50.0	7	2	9	1	2	1	1	3	19
7/14	@ATL	30:42	1 - 8	12.5	-	-	2 - 2	100.0	5	5	10	1	2	2	1	5	4
7/18	DAL	29:22	4 - 8	50.0	-	-	4 - 4	100.0	2	4	6	2	1	0	0	3	12
7/20	@NY	27:07	4 - 8	50.0	-	-	8 - 10	80.0	2	5	7	1	1	1	1	6	16
7/23	@ATL	25:19	10 - 14	71.4	-	-	5 - 5	100.0	7	5	12	3	1	2	2	5	15
8/1	LV	-	-	-	-	-	-	-	-	-	-	-	-	-	-	-	-
8/4	SEA	-	-	-	-	-	-	-	-	-	-	-	-	-	-	-	-
8/8	PHO																
8/11	CHI																
8/14	@DAL																
8/16	@CHI																
8/20	MIN																
8/22	IND																
8/25	CT																
8/27	@WASH																
8/29	@IND																
8/31	@LV																
9/3	ATL																
9/5	SEA																
9/8	MIN																

#24	SYDNEY WIESE	GUARD	6-0	6/16/95	OREGON STATE	2ND SEASON
-----	--------------	-------	-----	---------	--------------	------------

2019 Regular Season Averages:

G-GS	PPG	RPG	APG	SPG	BPG	MPG	FG%	3FG%	FT%
19-11	4.6	1.3	1.4	0.5	0.3	19.5	36.8	37.9	100.0

	2019 Season Highs	Career Highs	Playoff Career Highs
PTS	12	22 vs WAS 5/19/17	--
REB	4	4 vs. CT 5/31/19	--
AST	6	6, at NY 7/20/19	--
STL	4	4, at ATL 7/23/19	--
BLK	1	1, 9 times	--
FGM	4	8 vs WAS 5/19/17	--
3FGM	3	6 vs WAS 5/19/17	--
FTM	2	3, vs. NY 8/4/17	--
MINs	30	30 vs CT 5/31/19	3, vs. PHO 5/19/17



GAME BY GAME STATS

Date	Opponent	MIN	FG-A	PCT	3PM-A	PCT	FTM-A	PCT	OFF	DEF	TOT	AST	STL	BLK	TO	PF	PTS
5/26	@LV	2	0 - 0	0.0	0 - 0	0.0	0 - 0	-	0	0	0	0	0	0	0	0	0
5/31	CT	29:44	1 - 5	20.0	1 - 4	25.0	0 - 0	-	0	4	4	0	1	1	1	0	3
6/4	@NY	26:52	3 - 8	37.5	2 - 4	50.0	0 - 0	-	0	1	1	0	0	0	2	1	8
6/6	@CT	26:30	3 - 8	37.5	1 - 6	16.7	0 - 0	-	0	2	2	4	0	1	0	2	7
6/8	@MIN	15:34	0 - 5	-	0 - 2	-	0 - 0	-	0	0	0	0	2	1	1	0	0
6/14	@PHO	15:17	2 - 2	100.0	-	-	-	-	0	1	1	2	0	0	1	1	4
6/15	NY	14:16	1-3	33.3	1-2	50.0	0-0	-	0	3	3	2	0	0	1	0	3
6/18	WASH	17:20	4-7	57.1	2-3	66.7	2-2	100.0	2	1	3	1	1	0	2	1	12
6/21	@SEA	13:53	2-3	66.7	1-4	25.0	2-2	100.0	0	0	0	0	0	0	0	0	7
6/23	@PHO	-	-	-	-	-	-	-	-	-	-	-	-	-	-	-	-
6/27	LV	-	-	-	-	-	-	-	-	-	-	-	-	-	-	-	-
6/30	CHI	20:41	4 - 6	66.7	3 - 5	60.0	-	-	1	2	3	0	0	0	2	1	11
7/7	WASH	15:39	3 - 6	50.0	2 - 4	50.0	-	-	0	2	2	0	0	1	0	2	8
7/9	@DAL	9:42	1 - 4	25.0	0 - 1	0.0	-	-	0	1	1	0	1	0	0	0	2
7/12	@IND	18:54	0-3	0.0	0-3	0.0	-	-	0	0	0	1	1	0	3	0	0
7/14	@ATL	6:31	0 - 3	0	0 - 3	0	-	-	0	1	1	0	0	0	0	0	0
7/18	DAL	26:49	1 - 5	20.0	1 - 4	25.0	-	-	0	1	1	2	0	0	3	1	3
7/20	@NY	26:43	2 - 6	33.0	2 - 5	40.0	-	-	0	1	1	6	0	1	2	3	6
7/23	@ATL	27:17	1 - 7	14.3	1 - 4	25.0	-	-	0	0	0	2	4	0	0	0	3
8/1	LV	28:05	3 - 4	75.0	3 - 4	75.0	-	-	0	0	0	3	0	0	0	2	9
8/4	SEA	28:04	1-2	50.0	1-2	50.0	-	-	0	1	1	3	0	0	0	0	3
8/8	PHO																
8/11	CHI																
8/14	@DAL																
8/16	@CHI																
8/20	MIN																
8/22	IND																
8/25	CT																
8/27	@WASH																
8/29	@IND																
8/31	@LV																
9/3	ATL																
9/5	SEA																
9/8	MIN																

#30	NNEKA OGWUMIKE	FORWARD	6-2	7/2/90	STANFORD	7TH SEASON
-----	----------------	---------	-----	--------	----------	------------

2019 Regular Season Averages:

G-GS	PPG	RPG	APG	SPG	BPG	MPG	FG%	3FG%	FT%
20-20	16.6	9.6	1.9	1.9	0.6	30.1	47.6	39.6	83.3

	2019 Season Highs	Career Highs	Playoff Career Highs
PTS	31	38 vs. ATL 6/30/16	27, vs. CHI 9/28/16
REB	15	20, at IND 7/12/12	14, vs. PHO 9/19/13
AST	5	8, Twice	6, vs. CHI 10/28/16
STL	6	6, Twice	4, at CHI 10/4/16
BLK	2	5 vs. ATL 6/30/16	3, at CHI 10/4/16
FGM	11	13 vs. ATL 6/30/16	11, vs. CHI 9/28/16
3FGM	5	5 vs. WAS 7/7/19	2, vs. MIN 10/14/16
FTM	5	14 vs. WAS, 9/3/15	7, vs. MIN 8/21/18(Twice)
MINS	37	47 vs. CHI 8/18/17	38, at MIN 9/18/15



GAME BY GAME STATS

[illegible]