

# LOS ANGELES SPARKS 2019 GAME NOTES



## Los Angeles Sparks (19-11) at Las Vegas Aces (19-12)

August 31, 2019

Mandalay Bay Events Center | 7:30 pm (PT) | NBA TV, MyLTV, NBA TV Canada



### PRESEASON SCHEDULE

Date	Opponent	Time/Result	Record
5/11	at Phoenix*	L, 75-82	N/A
5/17	SEATTLE*	W, 92-85	N/A

### REGULAR SEASON SCHEDULE

Date	Opponent	Time/Result	Record
5/26	at Las Vegas	L, 70-83	0-1
5/31	CONNECTICUT	W, 77-70	1-1
6/4	at New York	W, 78-73	2-1
6/6	at Connecticut	L, 89-77	2-2
6/8	at Minnesota	W, 89-85	3-2
6/14	at Phoenix	W, 85-68	4-2
6/15	NEW YORK	L, 92-98	4-3
6/18	WASHINGTON	L, 81-52	4-4
6/21	at Seattle	L, 84-62	4-5
6/23	at Phoenix	L, 82-72	4-6
6/27	LAS VEGAS	W, 86-74	5-6
6/30	CHICAGO	W, 94-69	6-6
7/7	WASHINGTON	W, 98-81	7-6
7/9	at Dallas	L, 74-62	7-7
7/12	at Indiana	W, 90-84	8-7
7/14	at Atlanta	W(OT), 76-71	9-7
7/18	DALLAS	W, 69-64	10-7
7/20	at New York	L, 83-78	10-8
7/23	at Atlanta	W, 78-66	11-8
8/1	LAS VEGAS	W, 76-68	12-8
8/4	SEATTLE	W, 83-75	13-8
8/8	PHOENIX	W, 84-74	14-8
8/11	CHICAGO	W, 84-81	15-8
8/14	at Dallas	L, 84-78	15-9
8/16	at Chicago	L, 91-81	15-10
8/20	MINNESOTA	W, 81-71	16-10
8/22	INDIANA	W, 98-65	17-10
8/25	CONNECTICUT	W, 84-72	18-10
8/27	at Washington	L, 95-66	18-11
8/29	at Indiana	W, 87-83	19-11
8/31	at Las Vegas	7:30 p.m.	
9/3	ATLANTA	7:30 p.m.	
9/5	SEATTLE	7:30 p.m.	
9/8	MINNESOTA	1:00 p.m.	

\* = Preseason

All times listed are Pacific Time

### CONTACT INFORMATION

Eli Horowitz

Director, Public Relations and Communications  
ehorowitz@la-sparks.com  
(847) 644-9932

Natalie Gilmore

Coordinator, Public Relations and Communications  
ngilmore@la-sparks.com



@LA\_Sparks



@LA\_Sparks



Los Angeles Sparks

### LAST GAME STARTERS

G	12	CHELSEA GRAY						5'11"		170 LBS					
GP/GS	30/30	PPG	14.7	RPG	3.8	APG	5.8	SPG	1.0	FG%	41.4	3FG%	41.0	MPG	32.5

In the third quarter against the Fever on Aug 29, Gray tied the second most points in a quarter in WNBA history and the most points in a quarter in franchise history with 20. She hit five 3-pointers in the quarter to tie for the most in WNBA history and franchise history. Gray also tied Riquana Williams franchise record with seven made 3-pointers in a game on Aug 29. Gray has reached double-figures 24 times this season and in each of the last 16 games. The 2019 All-Star starter recorded her 500th career assist against the Liberty on June 4. Gray also eclipsed the 1500-point career milestone. Gray passed Tina Thompson with 1,569 points and entered the top-10 in Sparks scoring history on June 18. The guard recorded a triple-double (13 PT, 13 AST and 10 REB) on July 7, the eighth in WNBA history. This stat line also included a career high in assists and rebounds.

G	2	RIQUANA WILLIAMS					5'7"		165 LBS						
GP/GS	19/10	PPG	11.8	RPG	2.8	APG	1.6	SPG	1.2	FG%	38.0	3FG%	38.2	MPG	26.2

Williams recorded the Sparks single game record for most 3-pointers made with seven, on June 24, 2018. Chelsea Gray tied that record on Aug 29. Williams logged 10 points, five rebounds and three assists in a 98-65 win over Indiana on August 22. In a win over Connecticut on August 25, Williams dropped 21 points and five made 3-pointers. She has reached double-digit scoring 10 times this season in 19 appearances.

G/F	10	TIERRA RUFFIN-PRATT					5'11"		180 LBS		
GP/GS	30/29	PPG 6.5	RPG 2.4	APG 1.7	SPG 0.7	FG% 37.9	3FG% 35.2	MPG 25.0			

Before the 2019 WNBA Draft, The Sparks signed free agent guard Tierra Ruffin-Pratt, who played six seasons with the Washington Mystics and helped them reach the 2018 WNBA Finals. The veteran is averaging 6.5 points per game in her sixth season in the WNBA and is shooting 35.2% from the 3-point line. TRP recorded a career high of 23 points against the Atlanta Dream on July 23, sinking a career-high six 3-pointers.

F/C	3	CANDACE PARKER					6'4"		175 LBS	
GP/GS	18/18	PPG 10.1	RPG 5.9	APG 3.3	SPG 1.1	FG% 39.8	3FG% 27.7	MIN 25.6		

Parker passed Swin Cash to earn 17th in All-Time Scoring with 5,123 career points on June 23. In her first game back from her second injury of the 2019 season, Candace recorded 16 points and 7 rebounds on Aug. 1 against the Aces and was named player of the week for the week ending Sunday Aug. 4. Parker dropped 20 points and grabbed 10 rebounds to record her third double-double of the season on August 20 against the Lynx. On Aug 25, She dished out five assists to put her at 1,209 career assists, becoming 15th all-time in the WNBA. Parker passed Taj McWilliams-Franklin for 15th all-time in field goals made in WNBA history on Aug 29. The veteran has reached double-figures nine times this season.

F	30	NNEKA OGWUMIKE					6'2"	174 LBS		
GP/GS	29/29	PPG 16.6	RPG 9.1	APG 1.9	SPG 2.0	FG% 50.1	3FG% 34.3	MPG	29.0	

The six-time All-Star and 2016 MVP's 9.1 rebounds per game currently ranks second in the league. Ogwumike has recorded eleven double-doubles this season, tied for third most in the WNBA. She posted a career high in 3-pointers made, with five, on July 7 against the Mystics alongside 31 points and 10 rebounds. Against the Fever on July 12, Nneka tied her career high with six steals. Ogwumike has won two Player of the Week honors this season and won Player of the Month honors for the month of July. On August 27, she passed DeLisha Milton-Jones to become the third leading scorer in Sparks history behind Candace Parker (2nd) and Lisa Leslie (1st).

## PLAYER UPDATES

NUM.	PLAYER	POS.	UPDATE
N/A			

## WHERE DID YOU COME FROM?

NUM.	PLAYER	HOW ACQUIRED
0	Alana Beard	Free agent (2012)
1	Alexis Jones	Trade (2019)
2	Riquna Williams	Trade (2016)
3	Candace Parker	Draft (2008)
5	Marina Mabrey	Draft (2019)
7	Maria Vadeeva	Draft (2018)
10	Tierra Ruffin-Pratt	Free agent (2019)
12	Chelsea Gray	Trade (2016)
13	Chiney Ogwumike	Trade (2019)
21	Kalani Brown	Draft (2019)
24	Sydney Wiese	Draft (2017)
30	Nneka Ogwumike	Draft (2012)

## MILESTONE WATCH

PLAYER	MILESTONE (CURRENT)
Candace Parker	5500 points (5294) 1300 assists (1214) 3000 rebounds (2655) 550 blocks (515)
Alana Beard	5000 points (4738) 1100 assists (1060) 250 blocks (218) 800 steals (707)
Nneka Ogwumike	4500 points (4045) 2000 rebounds (1915)
Chiney Ogwumike	2000 points (1602) 1000 rebounds (872)
Chelsea Gray	2000 points (1878) 700 assists (663)

## PRONOUNCIATION

PLAYER/COACH	PRONOUNCIATION
Alana Beard	ah-LAY-nah
Kalani Brown	kuh-lah-NEE
Chiney Ogwumike	shih-NAY Oh-gwoo-MIH-kay
Nneka Ogwumike	NEH-kuh Oh-gwoo-MIH-kay
Tierra Ruffin-Pratt	Tee-air-rah
Maria Vadeeva	Vuh-DEE-vuh
Sydney Wiese	WEECE (rhymes with REESE)
Riquna Williams	rih-QUAHN-uh

## COACHING STAFF

NAME	ROLE
Derek Fisher	Head Coach
Latricia Trammell	Assistant Coach
Fred Williams	Assistant Coach
Jamal "Dash" Lovell	Player Development Coach
Courtney Watson	Athletic Trainer
Kelly Dormandy	Strength and Conditioning Coach
Rachel Schrote	Video Coordinator

## FOUR ALL THE MARBLES

The Sparks and the Aces will face off for the fourth time this season, with the Sparks leading the head-to-head 2-1. The Aces will return home after losing three consecutive road games while the Sparks are fresh off of an 87-83 win over the Indiana Fever, where Chelsea Gray notched 20 points in the 3rd frame, finishing with a career-high 30 points including 7-of-9 from beyond the arc. With the two teams fighting for a top spot in the playoff standings, the winner of this game will sit at third place with the Sparks currently ahead by half a game.

## THE CHELSEA GRAY SHOW

Chelsea Gray scored a career-high 30 points on a record-setting night to help the Sparks overcome a 13-point deficit and earn a hard-fought 87-83 win in Indiana on August 29. Down by nine at the half, Gray scored 20 points in the third quarter and sunk five 3-pointers in the period, setting franchise records for 3's and points in a quarter. The offensive explosion tied her for the most 3's in a quarter in WNBA history and the second most points in a quarter in WNBA history. Gray finished the night with seven 3-pointers, tied for the most in Sparks franchise history. She now sits in seventh in 3-point percentage in the WNBA.

## BAY WATCH

With Riquna "Bay" Williams in the starting lineup, the Sparks are 8-2 and she's averaged 13.5 points per game in those 10 contests. The Sparks were without her ability to shoot from distance for the more than half of August. Williams is top 20 in the league in 3-point field goals made from above the break and sits tied for 11th in the WNBA in 3-point percentage at 38.2. Williams is not only an offensive threat to opponents, Coach Fisher makes that clear in his post-game press conferences where he compliments her ability to "get after it" on defense. Williams ranks in the top 25 in the WNBA in defensive rating amongst guards.

## MOST VALUABLE

Nneka Ogwumike has led a short-handed Sparks team back into title contention with elite scoring and rebounding numbers, a newfound 3-point shot, and anchoring a Sparks defensive frontline that is top 5 in Defensive Rating. Elite play has continued into August where Nneka won Player of the Week for the week ending Aug. 11, shooting a lights-out 65.4% from the field for the week. In the first seven seasons of her career, Ogwumike has averaged a hair over 9 double-doubles per season. In 29 appearances this season, Ogwumike has 11 double-doubles and scored in double-figures 25 times.

## MOST IMPROVED WIESE

Guard Sydney Wiese has seen an expanded role in the Sparks system. After not starting any games in her first two seasons in the WNBA, Wiese has started more than half of the games she has played in and has seen her scoring and assists numbers improve exponentially. Wiese averages 20.8 minutes per game, providing valuable minutes for the Sparks. Wiese also recorded a career high in assists on July 20 against the New York Liberty, where she had six, making a strong case for most improved player. Wiese also ranks eighth in the WNBA in 3-point percentage.

## COACH D-FISH

In Coach Fisher's first season in the WNBA, he's led the Sparks to a 19-11 record. The Sparks are in contention for the title despite key players such as Candace Parker, Alana Beard, Maria Vadeeva and Riquna Williams missing a combined 72 games. Fisher led the team to a 5-2 record in July despite being down to 8 active players and having to sign Karlie Samuelson to a seven-day contract.

## 2019 LOS ANGELES SPARKS ROSTER

NUM.	PLAYER	POS.	HT.	YRS OF EXP.	DOB	COLLEGE
0	Alana Beard	G/F	5'11"	13	05/14/82	Duke
1	Alexis Jones	G	5'9"	2	05/08/94	Baylor
2	Riquna Williams	G	5'7"	6	05/28/90	Miami (Fla.)
3	Candace Parker	F/C	6'4"	11	04/19/86	Tennessee
5	Marina Mabrey	G	5'11"	R	11/14/96	Notre Dame
7	Maria Vadeeva	F/C	6'4"	1	07/16/98	Russia
10	Tierra Ruffin-Pratt	G/F	5'11"	6	04/11/91	North Carolina
12	Chelsea Gray	G	5'11"	4	10/08/92	Duke
13	Chiney Ogwumike	F/C	6'4"	3	03/22/92	Stanford
21	Kalani Brown	C	6'7"	R	03/21/97	Baylor
24	Sydney Wiese	G	6'0"	2	06/16/95	Oregon State
30	Nneka Ogwumike	F	6'2"	7	07/02/90	Stanford

# 2019 LA SPARKS ROSTER



Position: G/F  
Height: 5'11"  
DOB: 5/14/82  
College: Duke



Position: G  
Height: 5'9"  
DOB: 5/8/94  
College: Baylor



Position: G  
Height: 5'7"  
DOB: 5/28/90  
College: Miami



Position: F/C  
Height: 6'4"  
DOB: 4/19/86  
College: Tennessee



Position: G  
Height: 5'11"  
DOB: 9/14/96  
College: Notre Dame



Position: F/C  
Height: 6'4"  
DOB: 7/16/98  
College: Russia



Position: G/F  
Height: 5'11"  
DOB: 4/11/91  
College: North Carolina



Position: G  
Height: 5'11"  
DOB: 10/8/92  
College: Duke



Position: F/C  
Height: 6'4"  
DOB: 3/22/92  
College: Stanford



Position: C  
Height: 6'7"  
DOB: 3/21/97  
College: Baylor



Position: G  
Height: 6'0"  
DOB: 6/16/95  
College: Oregon State




Position: F  
Height: 6'2"  
DOB: 7/2/90  
College: Stanford

## COACHING STAFF



HEAD COACH



ASSISTANT COACH



ASSISTANT COACH



PLAYER  
DEVELOPEMENT  
COACH



DIRECTOR OF  
SPORTS MEDICINE/  
HEAD ATHLETIC  
TRAINER



STRENGTH &  
CONDITIONING  
COACH

## LAS VEGAS ACES

PREVIEW: The Los Angeles Sparks end their three-game road trip taking on the Las Vegas Aces on Saturday at the Mandalay Bay Events Center, before ending their regular season with three consecutive games at home.

The Sparks are fresh off of an 87-83 win over the Indiana Fever, where Chelsea Gray turned in a monster of a third quarter. She notched 20 points in the frame, finishing with a career-high 30 points including 7-of-9 from beyond the arc.

The two teams will face off for the fourth time this season, with the Sparks leading the head-to-head 2-1. The Aces will return home after losing three consecutive road games against the Connecticut Sun, Minnesota Lynx and Indiana Fever, and should the Aces win, the tie breaker would move in favor of the team with the best record against teams that finish the season at .500 or better.



In their last meeting, the Sparks held the Aces to just an eight-point fourth quarter en route to a 76-68 win at the STAPLES Center on Aug. 1. Candace Parker – who returned after missing five games due to an ankle injury – logged 16 points and seven rebounds, including a perfect 3-of-3 from beyond the arc in the win. The Aces, however, were without All-Star A’ja Wilson, who returned to their starting lineup Aug. 18.

With the two teams fighting for a top spot in the playoff standings, the winner of this game will sit at third place with the Sparks currently ahead by half a game. The Aces won the first game 83-70 back on May 26 in Las Vegas, while the Sparks took the second meeting 86-74 at the STAPLES Center on June 27. In the third meeting, the Sparks took the win 76-68 behind a Nneka Ogwumike double-double.

Las Vegas currently leads the league in both 3-point shooting at 37.4% from downtown. The Aces are also currently the best rebounding team in the WNBA, averaging 38.7 rebounds per game. Despite getting outrebounded in the last meeting, the Sparks forced 14 Las Vegas turnovers and ended the game with the same number of shot attempts as the Aces. Los Angeles’ defense also held the Aces to shooting just 35.2% from the field.

HEAD COACH: Bill Laimbeer, 2nd season

### Probable Starters

C Liz Cambage  
F Dearica Hamby  
G Kayla McBride  
G Jackie Young  
G Kelsey Plum

SPARKS MOST RECENT GAME (8/29/19)	SPARKS LAST GAME AGAINST ACES (8/1/19)	ACES MOST RECENT GAME (8/27/19)																																																															
<table><tr><td></td><td>1</td><td>2</td><td>3</td><td>4</td><td>OT</td><td>FINAL</td></tr><tr><td>LA</td><td>16</td><td>17</td><td>33</td><td>21</td><td>-</td><td>87</td></tr><tr><td>IND</td><td>20</td><td>22</td><td>20</td><td>21</td><td>-</td><td>83</td></tr></table>		1	2	3	4	OT	FINAL	LA	16	17	33	21	-	87	IND	20	22	20	21	-	83	<table><tr><td></td><td>1</td><td>2</td><td>3</td><td>4</td><td>OT</td><td>FINAL</td></tr><tr><td>LA</td><td>24</td><td>16</td><td>23</td><td>13</td><td>-</td><td>76</td></tr><tr><td>LV</td><td>15</td><td>25</td><td>20</td><td>8</td><td>-</td><td>68</td></tr></table>		1	2	3	4	OT	FINAL	LA	24	16	23	13	-	76	LV	15	25	20	8	-	68	<table><tr><td></td><td>1</td><td>2</td><td>3</td><td>4</td><td>OT</td><td>FINAL</td></tr><tr><td>IND</td><td>29</td><td>24</td><td>21</td><td>12</td><td>-</td><td>86</td></tr><tr><td>LV</td><td>15</td><td>18</td><td>21</td><td>17</td><td>-</td><td>72</td></tr></table>		1	2	3	4	OT	FINAL	IND	29	24	21	12	-	86	LV	15	18	21	17	-	72
	1	2	3	4	OT	FINAL																																																											
LA	16	17	33	21	-	87																																																											
IND	20	22	20	21	-	83																																																											
	1	2	3	4	OT	FINAL																																																											
LA	24	16	23	13	-	76																																																											
LV	15	25	20	8	-	68																																																											
	1	2	3	4	OT	FINAL																																																											
IND	29	24	21	12	-	86																																																											
LV	15	18	21	17	-	72																																																											
Biggest Lead: LA: 11   IND: 13 Lead Changes: 1   Times Tied: 4 Points: LA: Gray 30 IND: McCowan 24 Rebounds: LA: N. Ogwumike 8 IND: McCowan 10 Assists: LA: Gray 9 IND: Mitchell 5	Biggest Lead: LA: 11   LV: 7 Lead Changes: 13   Times Tied: 8 Points: LA: N. Ogwumike 19 LV: McBride 19 Rebounds: LA: N. Ogwumike 11 ALV: Hamby 11 Assists: LA: Gray 10, LV: T. Young 6	Biggest Lead: IND: 26   LV: 0 Lead Changes: 0   Times Tied: 0 Points: IND: McCowan 24, LV: Wilson 18 Rebounds: IND: McCowan 17 LV: Wilson 8 Assists: IND: Four Players, 4 LV: Plum 6																																																															

## INDIANA FEVER

INDIANAPOLIS (Aug. 29, 2019) – Chelsea Gray scored a career-high 30 points on a record-setting night to help the Sparks overcome a 13-point deficit and earn a hard-fought 87-83 win in Indiana.

Down by nine at the half, Gray scored 20 points in the third quarter and sunk five 3-pointers in the period, setting franchise records for 3's and points in a quarter. The offensive explosion tied her for the most 3's in a quarter in WNBA history and the second most points in a quarter in WNBA history.

Gray finished the night with seven 3-pointers, tied for the most in Sparks franchise history. Candace Parker scored the first basket for the Sparks, but the team came out cold, trailing 7-4 with 5:29 left in the first quarter, until Chelsea Gray tied the game with a 3-pointer. But the Sparks continued to struggle from the field and Chiney Ogumike picked up three quick fouls as the Fever built a 17-9 lead. Sydney Wiese came off the bench and provided five points including a 3-pointer to help the Sparks close to 20-16. The Fever shot 12 free throws to the Sparks zero in the opening period.



The Sparks first free throw attempt came with 7:07 left in the second quarter on a three-point play by Kalani Brown that cut the Fever lead to 27-23 (Indiana shot 16 free throws before the Sparks first attempt). But Kelsey Mitchell went on a personal 5-0 run followed by a Teaira McCowan put-back to give Indiana their largest lead of the game, 34-23. The Sparks trailed by as many as 13, but a 3-pointer by Gray cut it to 38-32 Fever. Indiana took a 42-33 lead into the locker room. Candice Dupree led all scorers with 10 at the half.

Chelsea Gray opened the second half with a 3-pointer followed by a N. Ogumike layup to cut it to 42-38. Gray added another triple to cut it to 44-43 Fever and force a timeout from Fever coach Pokey Chatman. The Sparks tied the game at 45-45, but N. Ogumike had to head to the bench with four fouls. A Riquna Williams above the break triple cut the Fever lead to 56-55 as Indiana continued to score at the foul line. They'd finish the game with 36 free throw attempts to the Sparks nine, the largest differential since 2015. Gray's fourth 3-pointer of the quarter tied the game at 58, and the team took their first lead of the game on a 3-point play by Gray at 61-58. Gray's rampage continued as she scored 20 third quarter points and hit five 3-pointers to give the Sparks a 66-62 lead going into the fourth. The Sparks scored a season-high 33 points in the quarter. Williams started the fourth quarter on a personal 5-0 run to put the Sparks up 71-62. The Fever answered with a 9-4 run to cut the Sparks lead to 75-71. The Sparks responded with a 12-4 run capped with a Candace Parker layup assisted by Chelsea Gray to give them an 83-75 with 1:30 left. But the Fever did not give up as a 3-point play from McCowan cut it to five and a Kelsey Mitchell 3-pointer and two free throws cut it to 85-83 Sparks with 29.1 seconds remaining. But Gray iced the game with a midrange jumper, which gave her her career-high 30th point, and put the game out of reach.

### SPARKS MOST RECENT GAME

(8/29/19)

	1	2	3	4	OT	FINAL
LA	16	17	33	21	-	87
IND	20	22	20	21	-	83

Biggest Lead: LA: 11 | IND: 13

Lead Changes: 1 | Times Tied: 4

Points: LA: Gray 30

IND: McCowan 24

Rebounds: LA: N. Ogumike 8

IND: McCowan 10

Assists: LA: Gray 9

IND: Mitchell 5

### Sparks Notes:

- Candace Parker passed Taj McWilliams-Franklin for 15th all-time in field goals made in WNBA history
- Chelsea Gray scored a career-high 30 points
- Chelsea Gray reached double-figures for the 24th time this season and the 16th straight game
- Chelsea Gray scored 20 points in the third quarter- tied for the second most points in a quarter in WNBA history
- Chelsea Gray scored the most points in a quarter in franchise history with 20
- Chelsea Gray hit five 3-pointers in the third quarter- tied for the most 3-pointers in a quarter in WNBA history and the most in Sparks franchise history
- Chelsea Gray tied a Sparks franchise record with seven made 3-pointers in a game most recently set by Riquna Williams on June 24, 2018
- Nneka Ogumike reached double-figures for the 25th time this season in 29 appearances with 20 points
- Riquna Williams reached double-figures for the 10th time this season with 15 points
- The Sparks scored 33 points in the third quarter, their highest quarter output of the season

POINTS SCORED AGAINST THE ACES		
4. Chelsea Gray	...	99
6. Liz Cambage	...	88
7. Candace Parker	...	87
28. 3 players	...	63
Nneka Ogwumike	...	63
48. Glory Johnson	...	47
Chiney Ogwumike	...	47
53. 2 players	...	42
Maria Vadeeva	...	42
69. Crystal Langhorne	...	31
Riquna Williams	...	31
82. 2 players	...	23
Kalani Brown	...	23
92. 3 players	...	19
Tierra Ruffin-Pratt	...	19
103. Erica McCall	...	15
Alana Beard	...	15
117. 4 players	...	10
Marina Mabrey	...	10
122. 3 players	...	9
Sydney Wiese	...	9
130. 2 players	...	7
Alexis Jones	...	7

LEAGUE AND FRANCHISE MILESTONES			
ALANA BEARD			
WNBA	3PM	Next: 300	Current: 288
LAS	AST	Next: 500	Current: 497
LAS	BLK	Next: 100	Current: 89
CHELSEA GRAY			
WNBA	REB	Next: 500	Current: 480
NNEKA OGWUMIKE			
WNBA	2PM	Next: 1500	Current: 1496
WNBA	FTA	Next: 1000	Current: 998
WNBA	STL	Next: 400	Current: 385
CANDACE PARKER			
WNBA	OREB	Next: 500	Current: 496
WNBA	FGM	Next: 2000	Current: 1987
TIERRA RUFFIN-PRATT			
WNBA	3PA	Next: 250	Current: 246
WNBA	FTA	Next: 500	Current: 494
RIQUNA WILLIAMS			
WNBA	3PA	Next: 750	Current: 736
WNBA	FTA	Next: 500	Current: 485

POINTS IN SPARKS FRANCHISE HISTORY		
1. Lisa Leslie	...	6253
2. Candace Parker	...	5294
3. Nneka Ogwumike	...	4045
8. Jantel Lavender	...	2267
9. Chelsea Gray	...	1643
10. Alana Beard	...	1610
18. Essence Carson	...	646
19. Riquna Williams	...	606
43. Marissa Coleman	...	263
44. Chiney Ogwumike	...	259
51. Tamara Moore	...	206
52. Sydney Wiese	...	205
53. 2 players	...	203
55. Tierra Ruffin-Pratt	...	196
57. Rhonda Mapp	...	188
58. Maria Vadeeva	...	186
68. Jamila Wideman	...	127
69. Kalani Brown	...	126
70. Nina Bjedov	...	121
71. Marina Mabrey	...	113
80. LaToya Sanders	...	77
81. Alexis Jones	...	76

RECENT MILESTONES			
CHELSEA GRAY			
WNBA	FGA	1500	Aug 27
NNEKA OGWUMIKE			
WNBA	PTS	4000	Aug 25
CHINEY OGWUMIKE			
WNBA	DREB	500	Aug 25
CANDACE PARKER			
WNBA	2PM	1750	Aug 29
RIQUNA WILLIAMS			
WNBA	STL	200	Aug 29
ALL TIME VS. ACES			
ALL	4 - 2 (0.667)		
HOME	3 - 0 (1.000)		
AWAY	1 - 2 (0.333)		
2018	2 - 1 (0.667)		
2018 VS. ACES			
6/29	@LV	L	78-94
7/1	LV	W	87-71
7/15	@LV	W	99-78

\*Statistics courtesy of [www.acrossthetimeline.com](http://www.acrossthetimeline.com)

## SPARKS IN THE NEWS

DATE	TITLE	OUTLET	AUTHOR
8/29/19	Stacey Abrams, Jerry Stackhouse included on WNBA Players Association board of advocates	LA Daily News	Mirjam Swanson
8/29/19	Chelsea Gray scores career-high 30 points in Sparks' comeback victory over Fever	LA Times	AP
8/29/19	Gray scores career-high 30, hits 7 3s in Sparks' 87-83 win	Washington Post	AP
8/28/19	Chelsea Gray Hopes to Find Herself on 2020 U.S. Olympic Team Following Expanded Training Program	USA Basketball	Jim Caple
8/28/19	Sparks' Alexis Jones is making 'em believe	LA Daily News	Mirjam Swanson
8/27/19	Mystics make 11 3-pointers in win over Sparks	LA Times	AP



**USA Basketball** @usabasketball · Aug 28  
After injuries, @WNBA Finals and other timing conflicts kept her out of past USA Basketball trials & training camps, Chelsea Gray is committed and ready to make her mark during the expanded #USABWNT training program.  
@cgray209 @LA\_Sparks



Chelsea Gray Hopes to Find Herself on 2020 U.S. Olympic Team Follow...  
Gray is one of eight players in the program taking part in mo practices and games ahead of the 2020 Olympic Games.  
sb.com

**Mirjam Swanson** @MirjamSwanson · 14h  
Dang! @cgray209's 20-point third is second-best in #WNBA history. Behind only Diana Taurasi (who once put up 22 in a quarter.)  
  
Mirjam Swanson @MirjamSwanson · 14h  
Sparks 66, Fever 62. End 3.  
  
The Chelsea Gray Show: 20 points. In the third.  
(Twenty-six overall.)  
  
(Not going as well for Chiney Ogwumike. She picked up her fourth foul basically as soon as she stepped back on the floor - after drawing three in 25 seconds in the first half.)

**Brady Klopfer** @BradyKloferNBA · 14h  
Not sure I've ever seen a team have a -27 FT differential and win.  
  
Rachel Galligan @RachGall · 14h  
The Fever got to the FT line 36 times compared to LA's 9... and somehow the @LA\_Sparks won. That's amazing.

**Los Angeles Sparks** @LA\_Sparks · 14h  
COMEBACK QUEENS  
#GoSparks #LeadTheCharge



**Mirjam Swanson** @MirjamSwanson · 19h  
The @LA\_Sparks' @Nnemekadi30 on today's unveiling of the @TheWNBA's new Board of Advocates: "The WNBA's rallying cry for us and working women around the world is 'Bet on Women' - a message reinforced and embodied by each member of the board."



Stacey Abrams, Jerry Stackhouse included on WNBA Players Associ...  
The board will offer guidance as the WNBA negotiates with the WNBA on a new collective bargaining agreement ahead of the 2020 ...  
ocregister.com

**Sabreena Merchant** @sabreenajm · 15h  
The other day @Angel\_Gray1 mentioned on the Sparks broadcast that Nneka's mom had to convince her to wear a mouthguard after a few years in the league, and let's just say, thank goodness.

**WNBA** @WNBA · 14h  
@cgray209 balled out tonight, scoring a career-high 30 PTS in the @LA\_Sparks win! #WatchMeWork 🏀



2019 TEAM BOX SCORE																	
DATE	OPPONENT	MIN	FG-A	PCT	3PM-A	PCT	FTM-A	PCT	OFF	DEF	TOT	AST	STL	BLK	TO	PF	PTS
5/26	@LV	200:0	28 - 77	36.4	5 - 13	38.5	9 - 13	69.2	10	30	40	17	9	8	14	22	70
5/31	CT	200:0	28 - 72	38.9	6 - 20	30.0	15 - 17	88.2	9	30	39	15	6	4	10	22	77
6/4	@NY	200:0	27 - 78	34.6	8 - 21	38.1	16 - 20	80.0	13	27	40	15	9	6	12	15	78
6/6	@CT	200:0	29 - 66	43.9	8 - 25	32.0	11 - 12	91.7	7	18	25	23	13	4	21	18	77
6/8	@MIN	200:0	32 - 74	43.2	9 - 25	36.0	16 - 17	94.1	12	21	33	18	13	5	16	21	89
6/14	@PHX	200:0	34 - 66	51.5	9 - 19	47.4	8 - 9	88.9	5	25	30	19	7	4	9	21	85
6/15	NY	200:0	39 - 84	46.4	8 - 23	34.8	6 - 7	85.7	12	30	42	22	5	3	14	22	92
6/18	WASH	200:0	19 - 66	28.8	3 - 19	15.8	11 - 18	61.6	10	28	38	10	9	1	26	12	52
6/21	@SEA	200:0	23 - 61	37.7	6 - 21	28.6	10 - 12	83.3	5	24	29	13	4	4	14	15	62
6/23	@PHX	200:0	26 - 70	37.1	8 - 23	34.8	12 - 14	85.7	10	29	39	19	2	2	10	24	72
6/27	LV	200:0	32 - 75	42.7	8 - 18	44.4	14 - 15	93.3	8	31	39	17	11	6	14	13	86
6/30	CHI	200:0	35 - 71	49.3	10 - 24	41.7	14 - 15	92.3	10	26	36	21	8	6	14	15	94
7/7	WASH	200:0	36 - 74	48.6	16 - 31	51.6	10 - 12	83.3	7	32	39	24	4	5	6	15	98
7/9	@DAL	200:0	26 - 71	36.6	4 - 19	21.1	6 - 7	85.7	17	19	36	16	6	4	21	12	62
7/12	@IND	200:0	34-78	43.6	7-22	31.8	15-17	88.2	13	18	31	23	16	2	12	13	90
7/14	@ATL	205:0	30 - 87	34.5	6 - 26	23.1	10 - 12	83.3	16	27	43	17	8	6	5	17	76
7/18	DAL	200:0	23 - 60	38.3	4 - 12	33.3	19 - 21	90.5	8	23	31	13	9	1	11	14	69
7/20	@NY	200:0	28 - 65	43.1	10 - 25	40.0	12 - 16	75.0	5	21	26	18	7	6	11	27	78
7/23	@ATL	200:0	28 - 65	43.1	9 - 19	47.4	13 - 15	86.7	11	27	38	22	10	5	13	16	78
8/1	LV	200:0	30 - 71	42.3	9 - 26	34.6	7 - 7	100.0	5	28	33	19	7	7	12	18	76
8/4	SEA	200:0	32-61	52.5	6-20	30.0	13-15	86.7	5	26	31	23	10	5	16	12	83
8/8	PHO	200:0	31-63	49.2	10 - 23	43.5	12-15	80.0	5	25	30	22	8	2	13	21	84
8/11	CHI	200:0	32 - 70	45.7	7 - 20	35.0	13-15	86.7	8	25	33	18	10	1	23	20	84
8/14	@DAL	200:0	30 - 68	44.1	5-18	27.8	13-14	92.9	4	23	27	16	6	4	15	19	78
8/16	@CHI	200:0	30-71	42.3	4-17	23.5	17-20	85.0	7	20	27	21	10	2	13	23	81
8/20	MIN	200:0	29-60	48.3	7-19	36.8	16-20	80.0	7	26	33	14	10	1	16	15	81
8/22	IND	200:0	38 - 76	50.0	6 - 20	30.0	16 - 23	69.6	10	31	41	27	10	4	13	18	98
8/25	CT	200:0	31-64	48.4	9-24	37.5	13-13	100.0	3	23	26	19	7	2	14	19	84
8/27	@WASH	200:0	23-67	34.3	3-21	14.3	17-22	77.3	12	21	33	12	7	0	15	18	66
8/29	@IND	200:0	35-72	48.6	10-16	62.5	7-9	77.8	5	22	27	19	6	4	11	29	87
8/31	@LV																
9/3	ATL																
9/5	SEA																
9/8	MIN																
Totals	-	6025	898-2103	42.7	220-629	35.0	371-442	83.9	259	756	1015	552	247	114	414	546	2387

## 2019 REGULAR SEASON SUPERLATIVES

### LOS ANGELES SPARKS HIGHS

Points, Game.....98 vs. Washington 7/7, Indiana 8/22  
Points, First Half.....51 vs. Washington 7/7  
Points, Second Half..... 55 vs. Indiana 8/22  
Points, 1Q.....29 vs. Washington 7/7  
Points, 2Q.....31 vs. NY 6/15, vs. MN 8/20  
Points, 3Q.....31 @ Indiana 7/12  
Points, 4Q.....32 @ Atlanta 7/23  
Points, Overtime.....12 @ Atlanta 7/14

Field Goals Made.....39 vs. New York 6/15  
Field Goals Att.....87 @ Atlanta 7/14  
Field Goal Percentage...52.5% vs. Seattle 8/4  
3FG Made.....16 vs. Washington 7/7  
3FG Att..... 31 vs. Washington 7/7  
3FG Percentage.....51.6 % vs. Washington 7/7  
Free Throws Made.....17 @ Chicago 8/16, @ WASH 8/27  
Free Throws Att..... 23 vs. Indiana 8/22  
FT Percentage.....100% vs Las Vegas 8/1, vs CT 8/25

Offensive Rebounds.....17 @ Dallas 7/9  
Defensive Rebounds....32 vs. Washington 7/7  
Total Rebounds.....43 @ Atlanta 7/14  
Assists.....27 vs. Indiana 8/22  
Steals.....16 vs. Indiana 7/12  
Turnovers.....26 vs. Washington 6/18  
Blocked Shots..... 8 @ Las Vegas 5/26  
Personal Fouls.....29 @ Indiana 8/29

### OPPONENT HIGHS

Points, Game..... 98 vs. New York 6/15  
Points, First Half..... 54 @ WASH 8/27  
Points, Second Half.....50 vs. New York 6/15  
Points, 1Q.....33 @ WASH 8/27  
Points, 2Q.....31 vs. New York 6/1  
Points, 3Q.....27 @ MN 6/8, @ WASH 8/27  
Points, 4Q.....32 vs. Indiana 7/12  
Points, Overtime.....7 @ Atlanta 7/14

Field Goals Made.....36 @ Connecticut 6/6  
Field Goals Att.....76 @ Atlanta 7/14  
Field Goal Percentage...47.8 % @ Chicago 8/16  
3FG Made.....14 vs. WSH 6/18, @ SEA 6/21  
3FG Att.....35 @ WASH 8/27  
3FG Percentage.....72.7% @ New York 7/20  
Free Throws Made.....29 @ Indiana 8/29  
Free Throws Att.....39 @ New York 7/20  
FT Percentage.....100.0% @PHX 6/14,@DAL 7/9, vs SEA 8/4

### LOS ANGELES SPARKS LOWS

-Points, Game.....52 vs. Washington 6/18  
-Points, First Half.....27 vs. Washington 6/18  
-Points, Second Half.....25 vs. Washington 6/18  
-Points, 1Q.....10 vs. Washington 6/18  
-Points, 2Q.....8 @ Las Vegas 5/26  
-Points, 3Q.....10 @ Seattle 6/21, @ WASH 8/27  
-Points, 4Q....13 vs. DAL 7/18, vs. LV 8/1, vs. SEA 8/4, vs. MIN 8/20  
-Points, Overtime.....12 @Atlanta 7/14

-Field Goals Made.....19 vs. Washington 6/18  
-Field Goals Att..... 61 @ SEA 6/21, vs. SEA 8/4  
-Field Goal Percentage...28.8% vs. Washington 6/18  
-3FG Made.....3 vs. WASH 6/18, @ WASH 8/27  
-3FG Att..... 13 @ Las Vegas 5/26  
-3FG Percentage.....14.3% @ WASH 8/27  
-Free Throws Made.....6 vs. NY 6/15, @DAL 7/9  
-Free Throws Att.....7 vs. NY 6/15, @ DAL 7/9, vs. LV 8/1  
-FT Percentage.....61.1% vs. Washington 6/18

-Offensive Rebounds.....3, vs CT 8/25  
-Defensive Rebounds.....18 @ CT 6/6, @ IND 7/12  
-Total Rebounds.....25 @ Connecticut 6/6  
-Assists.....10 vs. Washington 6/18  
-Steals.....2 @ Phoenix 6/23  
-Turnovers.....5 @ Atlanta 7/14  
-Blocked Shots.....0 @ WASH 8/27  
-Personal Fouls.....12 vs. WSH 6/18, @DAL 7/9, vs. SEA 8/4

### OPPONENT LOWS

-Points, Game.....65 vs. Indiana 8/22  
-Points, First Half.....31 vs. Connecticut 5/31, Indiana 8/22  
-Points, Second Half.....32 @ Phoenix 6/14  
-Points, 1Q.....12 @ Atlanta 7/14  
-Points, 2Q.....12 vs. Connecticut 5/31  
-Points, 3Q..... 11 vs. Washington 7/7, Indiana 8/22  
-Points, 4Q.....8 vs. Las Vegas 8/1  
-Points, Overtime..... 7 @ Atlanta 7/14

-Field Goals Made.....22 vs. Phoenix 8/8  
-Field Goals Att.....52 @ New York 7/20  
-Field Goal Percentage..30.8% vs Connecticut 5/31  
-3FG Made.....2 @ATL 7/14, @ATL 7/23  
-3FG Att.....11 @ New York  
-3FG Percentage.....9.5% @ Atlanta 7/23  
-Free Throws Made.....8 vs Connecticut 8/25  
-Free Throws Att.....10 vs. Minnesota 8/20  
-FT Percentage.....50% vs. Minnesota 8/20

## HEAD COACH DEREK FISHER



Derek Fisher was named the 12th head coach of the Los Angeles Sparks on December 5, 2018. Fisher is a Los Angeles basketball legend, playing 18 seasons in the NBA and winning five championships with the Los Angeles Lakers. Fisher was drafted 24th overall by the Lakers in 1996, and played alongside Kobe Bryant and Shaquille O'Neal en route to three consecutive titles from 2000-2002. He later added two more rings in 2009 and 2010 with Los Angeles. Fisher also played for the Golden State Warriors, Utah Jazz, Dallas Mavericks and Oklahoma City Thunder.

Fisher's accolades include holding the all-time NBA record for playoff game appearances (259). He's also known for hitting a buzzer-beater with 0.4 seconds left against the San Antonio Spurs in Game 5 of the 2004 Western Conference Semifinals as a member of the Lakers. In his time as a player, he served as president of the players' union from 2006-2013.

After finishing the 2013 season with the Thunder, Fisher transitioned to the sidelines, being named head coach of the New York Knicks on June 10, 2014. Fisher coached into the 2015-2016 season with New York, helping develop then-rookie Kristaps Porzingis.

Fisher is a native of Little Rock, Arkansas where he attended Parkview Arts and Science Magnet High School, lettering in basketball. He then attended the University of Arkansas at Little Rock, where he finished his four-year career second all-time in school history in points (1,393), assists (472) and steals (189). His senior year, he was named Sun Belt Conference Player of the Year.

In the spring of 2016, Fisher became a television analyst for TNT, NBA TV and later Spectrum SportsNet as an in-studio analyst for the Lakers.



## ASSISTANT COACHES

### Fred Williams



Fred Williams was named assistant coach of the Los Angeles Sparks on Jan. 22, 2019 and brings over 35 years of collegiate and professional coaching experience. Most recently, Williams served as the Dallas Wings, previously Tulsa Shock, head coach from 2014-2018 where he coached WNBA All-Stars Skylar Diggins and Liz Cambage.

Williams launched his coaching career in 1983 as an assistant coach at USC where he coached standouts Cynthia Cooper, Pamela McGee, Cheryl Miller, Lisa Leslie and Tina Thompson. Williams helped lead the Trojans to back-to-back NCAA titles in 1983 and 1984 before serving as head coach from 1995-1997.

In addition to his time in Dallas, Williams previously served as head coach of the Utah Starzz from 1999-2001. Williams then spent six seasons with the Atlanta Dream, winning three WNBA Eastern Conference Championships. Williams took over Atlanta's head coach in 2012 and led the Dream to the WNBA finals in 2013.

Williams played for Boise State men's basketball program from 1976-1979 and averaged 12.0 points and 5.8 assists in his final season. The All-Big Sky Conference point guard played briefly in the NBA for the Utah Jazz before transitioning to a role on the sidelines. He also served as an advance scout for the Washington Mystics, Utah Jazz, Seattle Supersonics and Sacramento Kings.

Off the court, Williams is an avid musician who produces jazz music under the name "Freddy Bass Williams." He has released two jazz albums titled "Game Time" and "My Gift to You." Williams is originally from Inglewood, California, but currently resides in Irving, Texas with his wife Bo and their five children.

### Latricia Trammell



Latricia Trammell was named assistant coach of the Los Angeles Sparks on Jan. 22, 2019. Trammell most recently served as an assistant coach for the San Antonio Stars in 2017 where she worked with the first overall pick Kelsey Plum.

Trammell also served as head coach at Oklahoma State University, producing an 85-10 record with the Stars. She led the team to back-to-back NAIA Division I women's basketball national championships in 2014 and 2015, which earned her National Coach of the Year honors in those two years. After her two titles at OCU, Trammell transitioned to Division I basketball and became an assistant coach for Georgia State from 2015-2017 before transitioning to the WNBA. Trammell holds a 255-131 overall high school and college coaching record in her 24 years on the sidelines.

The Oklahoma native debuted as a head coach when she took over the job at Western State (Colo.) University. Trammell spent five seasons with the Mountaineers and built Western State to be a top contender in the Rocky Mountain Athletic Conference. Trammell's team notched a 105-76 record and made five consecutive RMAC Shootout appearances, catapulting her to become the third winningest coach in program history.

Trammell formally served on the WBCA National Convention Advisory Board and on the voting committee for USA Today/ESPN D-II Top 25. The Seminole, Oklahoma native is also a frequent basketball clinician and was a former player for both Seminole State College and East Central Oklahoma.

### Jamal Lovell



The Los Angeles Sparks named Jamal "Dash" Lovell their player development assistant coach on March 4, 2019. Lovell is a professional basketball skills trainer bringing over 11 years of experience working with NBA, WNBA and NCAA athletes, including Candace Parker, Paul George and Dwyane Wade.

Lovell is currently involved with high-profile training clinics in Los Angeles, New York and Miami. In total, Lovell has helped 22 players play NCAA Division I basketball and has worked with over 30 NBA and WNBA players. Lovell, who's known for his training brand DashLetics, believes that aggressiveness, balance and footwork are the key components for success on the court.

#0	ALANA BEARD	GUARD/FORWARD	5-11	5/14/84	DUKE	13TH SEASON
----	-------------	---------------	------	---------	------	-------------

2019 Regular Season Averages:

G-GS	PPG	RPG	APG	SPG	BPG	MPG	FG%	3FG%	FT%
13-3	3.8	1.6	1.7	0.7	0.1	16.1	44.7	20.0	77.8

	2019 Season Highs	Career Highs	Playoff Career Highs
PTS	10	33, at PHX 6/4/08	22, at CT 9/29/04
REB	3	10, Twice	9, at PHX 9/21/13 (Twice)
AST	4	10, at SA 6/28/12	7, vs MIN 10/14/16 (Twice)
STL	5	7, 3 Times	4, vs MIN 9/20/15 (Twice)
BLK	1	4, Twice	4, at CT 9/29/04
FGM	4	13, vs. SEA 7/23/06	9, at CT 9/29/04
3FGM	1	6, at ATL 6/3/08	1, vs. MIN 10/14/16 (6 times)
FTM	2	11, Twice	7, at CT 9/27/04
MINs	25	48, vs. IND 6/18/05	39, at PHX 9/21/13



GAME BY GAME STATS

Date	Opponent	MIN	FG-A	PCT	3PM-A	PCT	FTM-A	PCT	OFF	DEF	TOT	AST	STL	BLK	TO	PF	PTS
5/26	@LV	20:00	2 - 4	50.0	-	-	1 - 2	50.0	0	3	3	4	0	0	1	2	5
5/31	CT	DND	Hamstring	-	-	-	-	-	-	-	-	-	-	-	-	-	-
6/4	@NY	DND	Hamstring	-	-	-	-	-	-	-	-	-	-	-	-	-	-
6/6	@CT	DND	Hamstring	-	-	-	-	-	-	-	-	-	-	-	-	-	-
6/8	@MIN	DND	Hamstring	-	-	-	-	-	-	-	-	-	-	-	-	-	-
6/14	@PHO	DND	Hamstring	-	-	-	-	-	-	-	-	-	-	-	-	-	-
6/15	NY	DND	Hamstring	-	-	-	-	-	-	-	-	-	-	-	-	-	-
6/18	WASH	DND	Hamstring	-	-	-	-	-	-	-	-	-	-	-	-	-	-
6/21	@SEA	23:27	3 - 6	50.0	0 - 1	0	2 - 2	100.0	1	2	3	2	0	0	1	1	8
6/23	@PHO	16:08	0 - 3	0	0 - 1	0	-	-	0	1	1	2	0	0	0	2	0
6/27	LV	19:14	0 - 2	0	-	-	2 - 2	100.0	0	3	3	3	5	0	1	1	2
6/30	CHI	DND	-	-	-	-	-	-	-	-	-	-	-	-	-	-	-
7/7	WASH	10:52	2 - 3	66.7	-	-	-	-	0	0	0	0	1	0	0	1	4
7/9	@DAL	18:40	2 - 6	33.3	0 - 1	0	-	-	0	1	1	2	0	1	1	1	4
7/12	@IND	7:46	1-2	50.0	-	-	-	-	0	0	0	1	1	0	0	0	2
7/14	@ATL	DND	Hamstring	-	-	-	-	-	-	-	-	-	-	-	-	-	-
7/18	DAL	DND	Hamstring	-	-	-	-	-	-	-	-	-	-	-	-	-	-
7/20	@NY	DND	Hamstring	-	-	-	-	-	-	-	-	-	-	-	-	-	-
7/23	@ATL	DND	Hamstring	-	-	-	-	-	-	-	-	-	-	-	-	-	-
8/1	LV	DND	Hamstring	-	-	-	-	-	-	-	-	-	-	-	-	-	-
8/4	SEA	DND	Hamstring	-	-	-	-	-	-	-	-	-	-	-	-	-	-
8/8	PHO	DND	Hamstring	-	-	-	-	-	-	-	-	-	-	-	-	-	-
8/11	CHI	DND	Hamstring	-	-	-	-	-	-	-	-	-	-	-	-	-	-
8/14	@DAL	13:12	1-4	25.0	-	-	-	-	0	3	3	1	0	0	0	1	2
8/16	@CHI	25:12	4-5	80.0	1-1	100.0	1-1	100.0	0	1	1	4	1	0	0	2	10
8/20	MIN	19:57	3-5	60.0	-	-	1-2	50.0	1	1	2	1	1	0	1	4	7
8/22	IND	13:03	1 - 1	100.0	-	-	-	-	0	3	3	0	0	0	2	1	2
8/25	CT	15:41	1-3	33.3	0-1	0	-	-	0	1	1	2	0	0	1	2	2
8/27	@WASH	6:00	1-3	33.3	-	-	-	-	0	0	0	0	0	0	0	0	2
8/29	@IND	DNP	CD	-	-	-	-	-	-	-	-	-	-	-	-	-	-
8/31	@LV																
9/3	ATL																
9/5	SEA																
9/8	MIN																
Totals	-	209	21- 47	44.7	1- 5	20.0	7 - 9	77.8	2	19	21	22	9	1	8	18	50

#1 ALEXIS JONES GUARD 5-9 05/08/94 BAYLOR 3RD SEASON

2019 Regular Season Averages:

G-GS	PPG	RPG	APG	SPG	BPG	MPG	FG%	3FG%	FT%
18-1	4.2	1.2	1.8	0.3	0.2	12.5	40.9	33.3	80.0

	2019 Season Highs	Career Highs	Playoff Career Highs
PTS	15	15, vs. MN 8/20/19	9, at LA 9/26/17
REB	2	4, vs. IND 8/30/17	2, at LA 9/26/17
AST	4	5, vs. CHI 9/1/17	4, at LA 9/26/17
STL	2	3 vs. IND,8/18/17	--
BLK	2	2 vs. LV, 5/26/19	--
FGM	5	5, vs. MN 8/20/19	3, at LA 9/26/17
3FGM	3	3, three times	3, at LA 9/26/17
FTM	2	2, three times	--
MINs	20:43	28, vs. LA 6/3/18	17, at LA 9/26/17



GAME BY GAME STATS

Date	Opponent	MIN	FG-A	PCT	3PM-A	PCT	FTM-A	PCT	OFF	DEF	TOT	AST	STL	BLK	TO	PF	PTS
5/26	@LV	16	0 - 4	-	0 - 2	-	0 - 0	-	0	2	2	4	0	2	0	2	0
5/31	CT	15	1 - 7	.143	0-3	-	0 - 0	-	0	2	2	4	0	0	0	1	2
6/4	@NY	16:55	4 - 6	66.7	1 - 2	50.0	1-1	100.0	0	1	1	2	0	0	1	1	10
6/6	@CT	20	1 - 4	25.0	0 - 2	-	2 - 2	100.0	0	2	2	4	1	0	3	3	4
6/8	@MIN	DNP	-	-	-	-	-	-	-	-	-	-	-	-	-	-	-
6/14	@PHO	8:18	0 - 1	-	-	-	-	-	0	1	1	0	0	0	1	0	0
6/15	NY	14:55	3 - 4	75.0	3 - 3	100.0	-	-	0	0	0	2	0	0	3	3	9
6/18	WASH	DNP	CD	-	-	-	-	-	-	-	-	-	-	-	-	-	-
6/21	@SEA	DNP	CD	-	-	-	-	-	-	-	-	-	-	-	-	-	-
6/23	@PHO	15:22	3 - 5	60.0	1 - 1	100.0	1 - 2	50.0	0	0	0	1	0	0	1	2	8
6/27	LV	DNP	Knee	-	-	-	-	-	-	-	-	-	-	-	-	-	-
6/30	CHI	DNP	Knee	-	-	-	-	-	-	-	-	-	-	-	-	-	-
7/7	WASH	DNP	Knee	-	-	-	-	-	-	-	-	-	-	-	-	-	-
7/9	@DAL	DNP	Knee	-	-	-	-	-	-	-	-	-	-	-	-	-	-
7/12	@IND	DNP	Knee	-	-	-	-	-	-	-	-	-	-	-	-	-	-
7/14	@ATL	DNP	Knee	-	-	-	-	-	-	-	-	-	-	-	-	-	-
7/18	DAL	DNP	Knee	-	-	-	-	-	-	-	-	-	-	-	-	-	-
7/20	@NY	DNP	Knee	-	-	-	-	-	-	-	-	-	-	-	-	-	-
7/23	@ATL	DNP	Knee	-	-	-	-	-	-	-	-	-	-	-	-	-	-
8/1	LV	20:43	3 - 9	33.3	1 - 6	16.7	-	-	1	3	4	2	0	0	2	2	7
8/4	SEA	20:16	1-3	33.3	0-1	0.0	0-0	-	0	2	2	4	2	1	3	1	2
8/8	PHO	13:34	3 - 4	75.0	1 - 1	100.0	-	-	1	1	2	3	0	0	1	1	7
8/11	CHI	11:07	0 - 1	0	-	-	1 - 2	50.0	0	0	0	2	2	0	3	3	1
8/14	@DAL	6:53	1-3	33.3	0-1	0.0	2-2	100.0	0	0	0	0	1	1	1	2	4
8/16	@CHI	5:45	0-1	0.0	-	-	-	-	0	0	0	0	0	0	0	2	0
8/20	MIN	15:57	5-7	71.4	2-4	50.0	3-4	75.0	0	2	2	0	0	0	5	2	15
8/22	IND	10:32	0 - 1	0.0	-	-	-	-	0	1	1	4	0	1	1	1	0
8/25	CT	2:11	0-0	-	-	-	2-2	100.0	0	0	0	0	0	0	0	0	2
8/27	@WASH	10:03	2-4	50.0	1-3	33.3	-	-	0	1	1	0	0	0	0	0	5
8/29	@IND	2:20	0-2	0.0	0-1	0.0	-	-	0	1	1	0	0	0	0	0	0
8/31	@LV																
9/3	ATL																
9/5	SEA																
9/8	MIN																
Totals	-	225	27-66	41.0	10-30	33.3	12-15	80.0	2	19	21	32	6	4	25	26	76

2019 Regular Season Averages:

G-GS	PPG	RPG	APG	SPG	BPG	MPG	FG%	3FG%	FT%
19 - 10	11.8	2.8	1.6	1.2	0.1	26.2	38.0	38.2	85.7

	2019 Season Highs	Career Highs	Playoff Career Highs
PTS	25	51, vs. SA 9/8/13	17, vs MIN 8/21/18
REB	5	9, vs. SEA 9/12/13	3, vs MIN 8/21/18
AST	4	6 (3 Times)	1, vs. vs MIN 8/23/18 (3 times)
STL	2	5 (3 Times)	2, vs MIN 8/21/18
BLK	1	2 (5 Times)	--
FGM	8	17, SA 9/8/13	3, vs MIN 8/21/18
3FGM	5	8, vs. SA 9/8/13	3, vs MIN 8/21/18
FTM	7	18, at ATL 7/7/15	2, vs MIN 8/21/18 (Twice)
MINS	40	40, ATL 7/14/19	26, vs MIN 8/23/18



GAME BY GAME STATS

Date	Opponent	MIN	FG-A	PCT	3PM-A	PCT	FTM-A	PCT	OFF	DEF	TOT	AST	STL	BLK	TO	PF	PTS
5/26	@LV	17	1 - 4	25.0	1 - 2	50.0	1 - 2	50.0	1	1	2	0	0	0	2	3	4
5/31	CT	19:41	2 - 8	25.0	1 - 4	25.0	2 - 2	100.0	0	1	1	0	1	0	2	2	7
6/4	@NY	14:43	0 - 5	0	0 - 3	0	-	-	0	4	4	1	2	0	0	0	0
6/6	@CT	DND	CD	-	-	-	-	-	-	-	-	-	-	-	-	-	-
6/8	@MN	23:44	7 - 16	43.8	4 - 9	44.4	7 - 7	100.0	1	3	4	4	2	0	2	4	25
6/14	@PHO	28:32	4 - 10	40.0	3 - 5	60.0	-	-	0	2	2	3	2	1	0	1	11
6/15	NY	25:44	3 - 12	25.0	2 - 7	28.6	-	-	0	3	3	1	2	0	1	3	8
6/18	WASH	19:29	1 - 4	25.0	0 - 2	0.0	-	-	0	0	0	0	2	0	3	3	2
6/21	@SEA	19:07	2 - 5	40.0	2 - 3	66.7	1 - 2	50.0	0	3	3	1	2	0	0	1	7
6/23	@PHO	27:25	2 - 7	28.6	1 - 4	25.0	2 - 2	100.0	0	1	1	3	0	0	1	3	7
6/27	LV	35:44	7 - 16	43.8	3 - 6	50.0	1 - 1	100.0	1	4	5	2	0	0	2	1	18
6/30	CHI	29:55	5 - 11	45.5	3 - 8	37.5	6 - 7	85.7	1	2	3	3	1	0	2	3	19
7/7	WASH	27:03	6 - 11	54.5	5 - 10	50.0	2 - 2	100.0	1	3	4	1	1	0	1	3	19
7/9	@DAL	32:21	6 - 14	42.9	2 - 4	50.0	-	-	2	1	3	2	1	0	2	3	14
7/12	@IND	19:50	3 - 9	33.3	2 - 6	33.3	-	-	0	1	1	4	2	0	1	2	8
7/14	@ATL	39:41	8 - 19	42.1	5 - 12	41.0	2 - 2	100.0	1	3	4	0	1	0	0	3	23
7/18	DAL	SUSP	-	-	-	-	-	-	-	-	-	-	-	-	-	-	-
7/20	@NY	SUSP	-	-	-	-	-	-	-	-	-	-	-	-	-	-	-
7/23	@ATL	SUSP	-	-	-	-	-	-	-	-	-	-	-	-	-	-	-
8/1	LV	SUSP	-	-	-	-	-	-	-	-	-	-	-	-	-	-	-
8/4	SEA	SUSP	-	-	-	-	-	-	-	-	-	-	-	-	-	-	-
8/8	PHO	SUSP	-	-	-	-	-	-	-	-	-	-	-	-	-	-	-
8/11	CHI	SUSP	-	-	-	-	-	-	-	-	-	-	-	-	-	-	-
8/14	@DAL	SUSP	-	-	-	-	-	-	-	-	-	-	-	-	-	-	-
8/16	@CHI	SUSP	-	-	-	-	-	-	-	-	-	-	-	-	-	-	-
8/20	MIN	SUSP	-	-	-	-	-	-	-	-	-	-	-	-	-	-	-
8/22	IND	27:45	4 - 12	33.3	1 - 8	12.5	1 - 2	50.0	1	4	5	3	0	1	2	2	10
8/25	CT	25:56	7 - 12	58.3	5 - 8	62.5	2 - 2	100.0	0	2	2	1	1	0	1	5	21
8/27	@WASH	26:43	2 - 9	22.2	0 - 5	0.0	2 - 2	100.0	2	3	5	0	2	0	3	5	6
8/29	@IND	36:42	6 - 16	37.5	2 - 4	50.0	1 - 2	50.0	0	1	1	2	1	0	0	3	15
8/31	@LV																
9/3	ATL																
9/5	SEA																
9/8	MIN																
Totals	-	498	76-200	38.0	42-110	38.2	30-35	85.7	11	42	53	31	23	2	24	50	224

#3	CANDACE PARKER	FORWARD/CENTER	6-4	4/19/86	TENNESSEE	11TH SEASON
----	----------------	----------------	-----	---------	-----------	-------------

2019 Regular Season Averages:

G-GS	PPG	RPG	APG	SPG	BPG	MPG	FG%	3FG%	FT%
18 - 18	10.1	5.9	3.3	1.1	0.8	25.6	39.8	27.7	80.0

	2019 Season Highs	Career Highs	Playoff Career Highs
PTS	21	40, vs HOU 7/9/08	33, vs. MIN 10/7/12
REB	11	20, at SA 6/1/13	18, at PHO 9/25/09
AST	6	11, at WAS 6/15 /18	11, at PHO 9/17/17
STL	4	8, vs IND 8/18/15	5, vs. MIN 9/29/17
BLK	4	9, vs TUL 6/20/12	4, at MIN 10/4/17 (5 Times)
FGM	9	15, vs HOU 7/9/08	14, vs. MIN 10/7/12
3FGM	3	5, Twice	3, at CHI 10/4/16 (4 Times)
FTM	5	14 vs. SEA 7/25/13	15, at CHI 10/4/16
MINs	31:52	48, Twice	40, at MIN 9/22/15 (4 Times)



GAME BY GAME STATS

Date	Opponent	MIN	FG-A	PCT	3PM-A	PCT	FTM-A	PCT	OFF	DEF	TOT	AST	STL	BLK	TO	PF	PTS
5/26	@LV	DND	Hamstring	-	-	-	-	-	-	-	-	-	-	-	-	-	-
5/31	CT	DND	Hamstring	-	-	-	-	-	-	-	-	-	-	-	-	-	-
6/4	@NY	DND	Hamstring	-	-	-	-	-	-	-	-	-	-	-	-	-	-
6/6	@CT	DND	Hamstring	-	-	-	-	-	-	-	-	-	-	-	-	-	-
6/8	@MIN	DND	Hamstring	-	-	-	-	-	-	-	-	-	-	-	-	-	-
6/14	@PHO	DND	Hamstring	-	-	-	-	-	-	-	-	-	-	-	-	-	-
6/15	NY	DND	Hamstring	-	-	-	-	-	-	-	-	-	-	-	-	-	-
6/18	WASH	24:41	1 - 9	11.1	0-3	0.0	1 - 2	50.0	1	4	5	3	2	0	6	1	3
6/21	@SEA	22:47	1 - 9	11.1	0-4	0.0	-	-	1	3	4	2	0	2	1	0	2
6/23	@PHO	28:28	3 - 10	30.0	2 - 4	50.0	4 - 4	100.0	1	10	11	3	0	0	2	1	12
6/27	LV	31:52	6 - 12	50.0	2 - 4	50.0	4 - 5	80.0	1	8	9	3	4	2	9	1	18
6/30	CHI	21:43	5 - 10	50.0	1 - 2	50.0	1 - 1	100.0	1	5	6	3	1	1	0	3	12
7/7	WASH	27:55	2 - 8	25.0	0 - 1	0	3 - 5	60.0	0	7	7	4	0	1	1	1	7
7/9	@DAL	6:11	1 - 2	50.0	-	-	-	-	1	2	3	1	0	0	2	0	2
7/12	@IND	DND	Ankle	-	-	-	-	-	-	-	-	-	-	-	-	-	-
7/14	@ATL	DND	Ankle	-	-	-	-	-	-	-	-	-	-	-	-	-	-
7/18	DAL	DND	Ankle	-	-	-	-	-	-	-	-	-	-	-	-	-	-
7/20	@NY	NWT	Ankle	-	-	-	-	-	-	-	-	-	-	-	-	-	-
7/23	@ATL	NWT	Ankle	-	-	-	-	-	-	-	-	-	-	-	-	-	-
8/1	LV	27:59	5 - 9	55.6	3 - 3	100.0	3-3	100.0	0	7	7	3	3	4	3	2	16
8/4	SEA	24:44	9-16	56.3	0-4	0.0	3-3	100.0	1	6	7	2	2	0	3	1	21
8/8	PHO	29:11	3 - 8	37.5	1-3	33.3	5-7	71.4	1	10	11	6	0	1	2	1	12
8/11	CHI	30:21	2 - 6	33.3	0 - 2	0	4 - 4	100.0	0	2	2	5	1	0	2	3	8
8/14	@DAL	28:26	2-8	25.0	0-3	0	0-0	0	1	1	2	2	1	0	3	3	4
8/16	@CHI	29:35	2-9	22.2	1-4	25.0	0-0	0	1	4	5	4	3	2	2	2	5
8/20	MIN	26:51	8-14	57.1	2-4	50.0	2-2	100.0	2	8	10	3	0	1	1	3	20
8/22	IND	19:48	3 - 8	37.5	0 - 2	0.0	2 - 4	50.0	0	3	3	5	0	0	0	2	8
8/25	CT	29:24	5-10	50.0	1-3	33.3	2-2	100.0	0	2	2	5	0	1	3	2	13
8/27	@WASH	18:10	3-5	60.0	0-1	0.0	6-8	75.0	1	2	3	1	1	0	3	3	12
8/29	@IND	32:17	3-8	37.5	-	-	-	-	1	5	6	5	2	1	3	5	6
8/31	@LV																
9/3	ATL																
9/5	SEA																
9/8	MIN																
Totals	-	460	64-161	39.8	13-47	27.7	40-50	80.0	14	93	107	60	20	14	46	34	181

#5	MARINA MABREY	GUARD	5-11	11/14/96	NOTRE DAME	R-SEASON
----	---------------	-------	------	----------	------------	----------

2019 Regular Season Averages:

G-GS	PPG	RPG	APG	SPG	BPG	MPG	FG%	3FG%	FT%
28-0	4.0	1.2	1.0	0.6	0.3	11.7	32.8	26.0	87.5

	2019 Season Highs	Career Highs	Playoff Career Highs
PTS	14	14, @ CT (6/6/19)	–
REB	5	5, vs. WAS (6/19/19)	–
AST	5	5, vs. CHI (6/30/19)	–
STL	3	3, @ MN (6/8/19)	–
BLK	2	2, vs NY (6/14/19)	–
FGM	4	4, @ CT (6/6/19)	–
3FGM	3	3, @ CT (6/6/19)	–
FTM	4	4, @ ATL (7/14/19)	–
MINs	28	28, @CT (6/6/19)	–



GAME BY GAME STATS


Date	Opponent	MIN	FG-A	PCT	3PM-A	PCT	FTM-A	PCT	OFF	DEF	TOT	AST	STL	BLK	TO	PF	PTS
5/26	@LV	20	2 - 4	50.0	2 - 3	66.7	0 - 0	-	1	2	3	0	2	0	2	0	6
5/31	CT	4:51	1 - 2	50.0	1 - 1	100.0	0 - 0	-	0	1	1	0	0	0	1	3	3
6/4	@NY	10:23	0 - 4	-	0 - 2	-	0 - 0	-	0	0	0	1	0	0	0	0	0
6/6	@CT	28:08	4 - 12	33.3	3 - 7	42.9	3 - 3	100.0	1	1	2	2	2	1	0	1	14
6/8	@MIN	11:47	2 - 6	33.3	1 - 5	20.0	0 - 1	-	0	0	0	3	3	0	2	3	5
6/14	@PHO	13:38	2 - 3	66.7	1 - 2	50.0	-	-	0	1	1	2	1	0	0	0	5
6/15	NY	11:52	0-5	-	0-3	-	-	-	0	2	2	1	1	2	0	1	0
6/18	WASH	20:00	2-9	22.2	0-3	0	-	-	1	4	5	1	0	0	3	0	4
6/21	@SEA	14:55	2-6	33.3	1-4	25.0	2-2	100.0	0	0	0	0	0	0	0	0	7
6/23	@PHO	13:04	2 - 5	40.0	-	-	-	-	2	2	4	1	1	1	0	1	4
6/27	LV	13:35	2 - 4	50.0	0 - 2	0	-	-	0	2	2	1	0	0	2	2	4
6/30	CHI	14:09	3 - 6	50.0	1 - 4	25.0	-	-	1	2	3	5	0	0	1	1	7
7/7	WASH	6:23	0 - 2	0	0 - 1	0	-	-	0	0	0	1	0	0	1	0	0
7/9	@DAL	9:51	1 - 3	33.3	1 - 3	33.3	-	-	0	0	0	1	0	0	1	1	3
7/12	@IND	18:17	4 - 9	44.4	2-6	33.3	-	-	0	2	2	3	1	1	1	2	10
7/14	@ATL	15:46	0 - 4	0	0 - 3	0	4 - 4	100.0	0	0	0	1	1	1	0	0	4
7/18	DAL	25:57	4 - 8	50.0	2 - 3	66.7	2 - 2	100.0	0	1	1	1	1	0	1	0	12
7/20	@NY	4:17	0 - 4	0	0 - 1	0	-	-	0	0	0	0	0	0	1	0	0
7/23	@ATL	4:08	0 - 0	-	0-0	-	0-0	-	0	0	0	0	0	0	1	0	0
8/1	LV	1:28	0 - 1	0	0 - 1	0	-	-	0	1	1	0	0	0	1	1	0
8/4	SEA	15:34	3 - 7	42.9	2-5	40.0	2-2	100.0	0	2	2	0	0	1	1	0	10
8/8	PHO	12:35	4 - 8	50.0	1 - 5	20.0	-	-	0	1	1	1	0	0	0	2	9
8/11	CHI	16:12	1 - 5	20.0	1-4	25.0	-	-	0	2	2	0	2	0	0	1	3
8/14	@DAL	2:45	0-2	0	0-1	0	-	-	0	1	1	0	0	0	0	0	0
8/16	@CHI	DNP	CD	-	-	-	-	-	-	-	-	-	-	-	-	-	-
8/20	MIN	2:31	-	-	-	-	-	-	0	0	0	0	0	0	0	0	0
8/22	IND	6:30	1 - 2	50.0	-	-	1 - 2	50.0	0	0	0	2	1	0	0	0	3
8/25	CT	1:08	-	-	-	-	-	-	0	0	0	0	0	0	1	0	0
8/27	@WASH	7:17	0-1	0.0	0-1	0.0	-	-	0	0	0	0	2	0	1	0	0
8/29	@IND	DNP	CD	-	-	-	-	-	-	-	-	-	-	-	-	-	-
8/31	@LV																
9/3	ATL																
9/5	SEA																
9/8	MIN																
Totals	-	327	40-122	32.8	19-73	26.0	14-16	87.5	6	27	33	27	18	7	21	20	113

#7	MARIA VADEEVA	FORWARD/CENTER	6-4	6/16/98	RUSSIA	2ND SEASON
----	---------------	----------------	-----	---------	--------	------------

2019 Regular Season Averages:

G-GS	PPG	RPG	APG	SPG	BPG	MPG	FG%	3FG%	FT%
12-1	7.9	3.5	0.5	1.0	0.3	12.2	50.6	28.6	77.8

	2019 Season Highs	Career Highs	Playoff Career Highs
PTS	24	24, at LV 5/26/19	2, at WSH 8/23/18
REB	7	7, Twice	--
AST	3	3, vs. SEA 8/4/19	--
STL	3	3, vs. MN 8/20/19	--
BLK	3	3, vs. DAL 6/26/18	--
FGM	11	11, at LV 5/26/19	1, at WSH 8/23/18
3FGM	2	2, 2 Times	--
FTM	0	3, at LV 6/29/18	--
MINS	24	24, at LV 5/26/19	3, at WSH 8/23/18



GAME BY GAME STATS

Date	Opponent	MIN	FG-A	PCT	3PM-A	PCT	FTM-A	PCT	OFF	DEF	TOT	AST	STL	BLK	TO	PF	PTS
5/26	@LV	24	11 - 20	55.0	2 - 4	50.0	0 - 1	0.0	1	4	5	1	2	3	3	3	24
5/31	CT	NWT	Overseas	-	-	-	-	-	-	-	-	-	-	-	-	-	-
6/4	@NY	NWT	Overseas	-	-	-	-	-	-	-	-	-	-	-	-	-	-
6/6	@CT	NWT	Overseas	-	-	-	-	-	-	-	-	-	-	-	-	-	-
6/8	@MIN	NWT	Overseas	-	-	-	-	-	-	-	-	-	-	-	-	-	-
6/14	@PHO	NWT	Overseas	-	-	-	-	-	-	-	-	-	-	-	-	-	-
6/15	NY	NWT	Overseas	-	-	-	-	-	-	-	-	-	-	-	-	-	-
6/18	WASH	NWT	Overseas	-	-	-	-	-	-	-	-	-	-	-	-	-	-
6/21	@SEA	NWT	Overseas	-	-	-	-	-	-	-	-	-	-	-	-	-	-
6/23	@PHO	NWT	Overseas	-	-	-	-	-	-	-	-	-	-	-	-	-	-
6/27	LV	NWT	Overseas	-	-	-	-	-	-	-	-	-	-	-	-	-	-
6/30	CHI	NWT	Overseas	-	-	-	-	-	-	-	-	-	-	-	-	-	-
7/7	WASH	NWT	Overseas	-	-	-	-	-	-	-	-	-	-	-	-	-	-
7/9	@DAL	NWT	Overseas	-	-	-	-	-	-	-	-	-	-	-	-	-	-
7/12	@IND	DND	Knee	-	-	-	-	-	-	-	-	-	-	-	-	-	-
7/14	@ATL	DND	Knee	-	-	-	-	-	-	-	-	-	-	-	-	-	-
7/18	DAL	DND	Knee	-	-	-	-	-	-	-	-	-	-	-	-	-	-
7/20	@NY	DND	Knee	-	-	-	-	-	-	-	-	-	-	-	-	-	-
7/23	@ATL	DND	Knee	-	-	-	-	-	-	-	-	-	-	-	-	-	-
8/1	LV	9:03	1 - 7	14.3	0 - 1	0	-	-	0	2	2	0	0	0	0	1	2
8/4	SEA	15:16	5-6	83.3	0-0	-	4-4	100.0	2	2	4	3	2	0	2	2	14
8/8	PHO	11:09	2-4	50.0	1-2	50.0	-	-	0	1	1	0	0	0	1	3	5
8/11	CHI	11:25	5 - 6	83.3	1-1	100.0	1-1	100.0	2	3	5	0	0	0	2	2	12
8/14	@DAL	10:30	4-7	57.1	0-2	0	1-1	100.0	0	3	3	1	1	0	1	4	9
8/16	@CHI	13:54	1-8	12.5	0-1	0	0	0	2	2	4	0	2	0	2	1	2
8/20	MIN	13:08	2-2	100.0	-	-	1-2	50.0	1	2	3	0	3	0	1	0	5
8/22	IND	12:26	4 - 8	50.0	0 - 1	0.0	-	-	1	6	7	1	1	0	2	1	8
8/25	CT	6:30	1-4	25.0	0-1	0.0	-	-	1	0	1	0	1	0	1	1	2
8/27	@WASH	14:57	5-10	50.0	0-1	0.0	-	-	2	5	7	0	0	0	0	2	10
8/29	@IND	3:35	1-1	100.0	-	-	-	-	0	0	0	0	0	0	0	0	2
8/31	@LV																
9/3	ATL																
9/5	SEA																
9/8	MIN																
Totals	-	146	42-83	50.6	4-14	28.6	7-9	77.8	12	30	42	6	12	3	15	20	95

2019 Regular Season Averages:

G-GS	PPG	RPG	APG	SPG	BPG	MPG	FG%	3FG%	FT%
30-29	6.5	2.4	1.7	0.7	0.7	25.0	37.9	35.2	84.6

	2019 Season Highs	Career Highs	Playoff Career Highs
PTS	23	23, at ATL 7/23/19	17, at NY 9/22/15
REB	7	12, vs. SEA 6/27/17	9, at NY 9/10/17
AST	5	6, six times	4 at NY 9/10/17 (3 times)
STL	2	4, vs. SAN 7/25/17	4, at NY 9/22/15
BLK	3	3, Three times	1, vs. SEA 9/12/18 (8 times)
FGM	7	8, two times	6, at NY 9/22/15
3FGM	6	6, at ATL 7/23/19	2, vs. SEA 9/12/18 (3 times)
FTM	3	9, vs. SAN 8/28/16	6, vs. MIN 9/17/17 (Twice)
MINS	37:10	40, vs. SEA 5/26/16	33, at NY 9/18/15



GAME BY GAME STATS


Date	Opponent	MIN	FG-A	PCT	3PM-A	PCT	FTM-A	PCT	OFF	DEF	TOT	AST	STL	BLK	TO	PF	PTS
5/26	@LV	20	0 - 2	0.0	0 - 0	-	0-0	-	0	1	1	3	1	0	1	1	0
5/31	CT	22:17	2-4	50.0	1-2	50.0	0 - 0	-	1	2	3	3	1	1	3	3	5
6/4	@NY	19:32	1 - 4	25.0	1 - 2	50.0	0-0	-	3	4	7	3	2	3	2	1	3
6/6	@CT	13:17	1 - 4	25.0	0 - 1	-	0 - 0	-	0	2	2	2	1	0	2	0	2
6/8	@MIN	35:08	6 - 11	54.5	2 - 4	50.0	3 - 3	100.0	0	2	2	5	1	3	0	2	17
6/14	@PHO	29:14	4 - 8	50.0	1 - 2	50.0	5 - 6	83.3	1	5	6	0	1	2	0	4	14
6/15	NY	24:14	3-7	42.9	0-1	-	0-0	-	1	2	3	4	0	1	0	4	6
6/18	WASH	20:31	0-5	0.0	0-3	0.0	-	-	0	2	2	0	0	0	1	2	0
6/21	@SEA	23:24	1-4	25.0	0-2	0.0	3-4	75.0	1	1	2	2	1	0	0	0	5
6/23	@PHO	17:57	4 - 5	80.0	3 - 3	100.0	-	-	0	1	1	0	0	1	1	6	11
6/27	LV	21:48	2 - 4	50.0	2 - 3	66.7	2 - 2	100.0	1	1	2	1	0	1	0	3	8
6/30	CHI	26:18	3 - 5	60.0	1 - 2	50.0	1-1	100.0	0	1	1	2	0	0	1	2	8
7/7	WASH	26:34	5 - 10	50.0	2 - 4	50.0	-	-	0	1	1	3	0	0	0	1	12
7/9	@DAL	16:18	0 - 2	0	0 - 1	0.0	-	-	1	0	1	2	0	0	1	1	0
7/12	@IND	23:31	1-5	20.0	0-1	0.0	3-4	75.0	1	2	3	3	1	0	0	2	5
7/14	@ATL	35:52	3 - 10	30.0	0 - 4	0	-	-	2	3	5	4	0	0	0	3	6
7/18	DAL	37:10	2 - 10	20.0	0 - 1	0	-	-	1	1	2	0	2	0	1	3	4
7/20	@NY	36:37	4 - 10	40.0	1 - 3	33.3	1 - 2	50.0	0	3	3	2	0	1	2	5	10
7/23	@ATL	35:47	7 - 13	53.8	6 - 9	66.7	3 - 4	75	1	3	4	2	1	2	4	2	23
8/1	LV	34:38	0 - 4	0	0 - 4	0	-	-	0	1	1	0	2	1	1	3	0
8/4	SEA	20:21	2-4	50.0	0-0	-	2-2	100.0	0	1	1	1	0	0	1	4	6
8/8	PHO	31:26	1-4	25.0	1-2	50.0	-	-	0	3	3	2	1	1	1	3	3
8/11	CHI	28:21	3-10	30.0	1-4	25.0	1-1	100.0	2	2	4	2	1	0	2	3	8
8/14	@DAL	27:18	3-5	60.0	1-1	100.0	-	-	0	2	2	0	0	1	0	4	7
8/16	@CHI	21:33	6-8	75.0	0-2	0	4-4	100.0	1	2	3	2	1	0	2	5	16
8/20	MIN	16:52	0-4	0.0	0-2	0	-	-	0	1	1	1	1	0	0	1	0
8/22	IND	20:27	3 - 6	50.0	2 - 3	66.7	3 - 3	100.0	2	1	3	1	1	1	1	2	11
8/25	CT	18:54	2-7	28.6	0-2	0.0	1-1	100.0	0	0	0	0	0	0	0	1	5
8/27	@WASH	18:08	0-5	0.0	0-3	0.0	1-2	50.0	0	0	0	0	2	0	0	2	1
8/29	@IND	26:09	0-2	0.0	-	-	-	-	0	2	2	0	0	1	1	6	0
8/31	@LV																
9/3	ATL																
9/5	SEA																
9/8	MIN																
Totals	-	750	69-182	37.9	25-71	35.2	33-39	84.6	19	52	71	50	21	20	28	79	196

#12	CHELSEA GRAY	GUARD	5-11	10/8/92	DUKE	4TH SEASON
-----	--------------	-------	------	---------	------	------------

2019 Regular Season Averages:

G-GS	PPG	RPG	APG	SPG	BPG	MPG	FG%	3FG%	FT%
30-30	14.7	3.8	5.8	1.0	0.1	32.5	41.4	41.0	92.6

	2019 Season Highs	Career Highs	Playoff Career Highs
PTS	30	30, at IND 8/29/19	27, at MIN 9/24/17
REB	10	10, vs. WAS 7/7/19	6, vs. PHO 9/14/17
AST	13	13, vs WAS 7/7/19	9, vs. MIN 10/1/17
STL	5	6, at MN 5/20/18	3, at MIN 10/4/17 (Twice)
BLK	2	3, at Chi 6/17/18	2, vs. MIN 9/29/17
FGM	11	11, at NY 8/14/18	10, at MIN 9/24/17
3FGM	7	7, at IND 8/29/19	4, at MIN 9/24/17 (3 times)
FTM	6	6, vs MIN 9/6/16	6, at MIN 10/9/16
MINS	41:03	48, at CHI 8/18/17	38, vs. PHO 9/14/17



GAME BY GAME STATS

Date	Opponent	MIN	FG-A	PCT	3PM-A	PCT	FTM-A	PCT	OFF	DEF	TOI	AST	STL	BLK	TO	PF	PTS
5/26	@LV	24	3 - 9	33.3	0 - 2	0.0	2 - 2	100.0	1	1	2	4	1	2	3	0	8
5/31	CT	33:43	5 - 15	33.3	0 - 1	0.0	6 - 7	85.7	1	3	4	4	1	0	1	1	16
6/4	@NY	31:34	10 - 20	50.0	4 - 7	57.1	5 - 5	100.0	0	3	3	4	0	0	2	1	29
6/6	@CT	32:25	1 - 6	16.7	0 - 2	-	2 - 2	100.0	0	1	1	6	1	0	8	3	4
6/8	@MIN	30:55	8 - 12	66.7	1 - 1	100.0	4 - 4	100.0	1	2	3	4	0	0	4	3	21
6/14	@PHO	31:15	8 - 16	50.0	4 - 6	66.7	1 - 1	100.0	0	3	3	9	1	0	1	2	21
6/15	NY	28:58	8-16	50.0	2-5	40.0	0-0	-	1	3	4	6	1	0	4	1	18
6/18	WASH	27:21	4-12	33.3	0 - 3	0.0	-	-	1	6	7	2	1	0	3	1	8
6/21	@SEA	25:12	3-9	33.3	1 - 4	25.0	-	-	0	2	2	1	1	0	2	1	7
6/23	@PHO	30:17	2 - 13	15.3	0 - 4	0.0	3 - 3	100.0	0	3	3	7	1	0	2	2	7
6/27	LV	29:39	8 - 17	47.1	1 - 3	33.3	1 - 1	100.0	0	4	4	6	1	0	0	0	18
6/30	CHI	28:59	6 - 13	46.2	1 - 2	50.0	1 - 1	100.0	0	5	5	5	1	0	3	1	13
7/7	WASH	33:37	5 - 12	41.7	2 - 4	50.0	1 - 1	100.0	1	9	10	13	0	0	2	0	13
7/9	@DAL	33:07	1 - 8	12.5	0 - 4	0	1 - 1	100.0	1	1	2	4	1	0	6	1	3
7/12	@IND	31:47	4-9	44.4	3-4	75.0	4-4	100.0	1	4	5	6	2	0	2	2	15
7/14	@ATL	41:03	4 - 12	33.3	0 - 1	0	2 - 2	100.0	1	5	6	9	1	0	2	0	10
7/18	DAL	29:52	5 - 13	38.5	0 - 1	0	1 - 2	50.0	0	9	9	4	3	0	3	4	11
7/20	@NY	34:04	7 - 14	50.0	3 - 7	42.9	2 - 2	100.0	0	2	2	5	5	0	2	5	19
7/23	@ATL	38:37	4 - 14	28.6	1 - 2	50.0	1 - 1	100.0	0	3	3	6	1	0	2	1	10
8/1	LV	35:06	7 - 17	41.2	1 - 4	25.0	1 - 1	100.0	0	3	3	10	0	0	3	2	16
8/4	SEA	35:44	3-8	37.5	3-6	50.0	1-2	50.0	1	1	2	8	1	0	4	0	10
8/8	PHO	34:04	4-13	30.8	0-3	0	2-3	66.7	0	3	3	5	2	0	5	2	10
8/11	CHI	34:23	10-20	50.0	3-5	60.0	3-3	100.0	2	2	4	6	1	0	7	1	26
8/14	@DAL	37:21	8-18	44.4	1-4	25.0	5-5	100.0	0	1	1	7	0	0	7	1	22
8/16	@CHI	39:19	8-17	47.1	2-5	40.0	7-7	100.0	0	5	5	5	0	0	3	1	25
8/20	MIN	35:37	5-12	41.7	3-5	60.0	4-4	100.0	0	4	4	2	2	0	2	1	17
8/22	IND	25:20	4 - 9	44.4	2 - 4	50.0	-	-	0	4	4	4	0	0	4	2	10
8/25	CT	35:50	5-13	38.5	1-5	20.0	1-1	100.0	0	5	5	6	1	0	3	1	12
8/27	@WASH	27:49	4-11	36.0	2-3	66.7	2-3	66.7	1	3	4	7	0	0	2	2	12
8/29	@IND	37:48	11-21	52.4	7-9	77.8	1-1	100.0	0	2	2	9	0	0	4	3	30
8/31	@LV																
9/3	ATL																
9/5	SEA																
9/8	MIN																
Totals	-	975	165-399	41.4	48-117	41.0	63-68	92.6	13	102	115	174	30	2	96	45	441

2019 Regular Season Averages:

G-GS	PPG	RPG	APG	SPG	BPG	MPG	FG%	3FG%	FT%
28-13	9.3	5.7	0.9	1.1	0.8	22.1	46.9	33.3	80.0

	2019 Season Highs	Career Highs	Playoff Career Highs
PTS	26	30, vs. SEA 6/15/18	2, vs. PHX 8/23/18
REB	14	17, vs. NY 6/29/14	3, vs. PHX 8/23/18
AST	4	4, vs. NY 6/14/19	1, vs. PHX 8/23/18
STL	3	4, two times	2, vs. PHX 8/23/18
BLK	2	7, vs. DAL 7/20/16	—
FGM	9	13, vs. SEA 6/15/18	1, vs. PHX 8/23/18
3FGM	1	1, Twice	—
FTM	8	8, Twice	—
MINS	36	40, two times	19



GAME BY GAME STATS

Date	Opponent	MIN	FG-A	PCT	3PM-A	PCT	FTM-A	PCT	OFF	DEF	TOT	AST	STL	BLK	TO	PF	PTS
5/26	@LV	20	1 - 10	10.0	-	-	-	-	0	6	6	0	2	0	0	4	2
5/31	CT	32:11	7 - 11	63.6	-	-	6 - 6	100.0	4	3	7	2	1	1	0	5	20
6/4	@NY	35:43	5 - 13	38.5	-	-	5 - 6	83.3	5	5	10	2	2	2	3	3	15
6/6	@CT	30:22	9 - 11	81.8	-	-	1 - 2	50.0	3	0	3	1	3	2	0	1	19
6/8	@MIN	29:52	6 - 12	50.0	0 - 1	0.0	2 - 2	100.0	5	4	9	0	1	1	2	4	14
6/14	@PHO	15:00	4 - 7	57.1	-	-	-	-	1	1	2	0	1	0	1	4	8
6/15	NY	34:25	12 - 20	60.0	-	-	2-3	66.7	7	7	14	4	1	0	1	4	26
6/18	WASH	27:58	3 - 7	42.9	-	-	0-2	0.0	2	5	7	1	1	0	4	3	6
6/21	@SEA	26:57	2 - 9	22.0	0 - 1	0.0	-	-	1	5	6	1	0	1	4	5	4
6/23	@PHO	23:30	6 - 9	66.7	-	-	0 - 1	0.0	2	3	5	0	0	0	1	2	12
6/27	LV	25:38	3 - 10	30.0	-	-	-	-	3	7	10	0	1	2	0	4	6
6/30	CHI	18:17	4 - 7	57.1	-	-	2 - 2	100.0	3	4	7	1	2	1	2	2	10
7/7	WASH	12:04	2 - 4	100.0	-	-	-	-	0	0	0	0	0	1	0	3	4
7/9	@DAL	27:55	4 - 8	50.0	1 - 1	100.0	2 - 2	100.0	6	4	10	2	1	2	2	1	11
7/12	@IND	30:33	9-17	52.9	-	-	1-2	50.0	7	2	9	1	2	1	1	3	19
7/14	@ATL	30:42	1 - 8	12.5	-	-	2 - 2	100.0	5	5	10	1	2	2	1	5	4
7/18	DAL	29:22	4 - 8	50.0	-	-	4 - 4	100.0	2	4	6	2	1	0	0	3	12
7/20	@NY	27:07	4 - 8	50.0	-	-	8 - 10	80.0	2	5	7	1	1	1	1	6	16
7/23	@ATL	25:19	10 - 14	71.4	-	-	5 - 5	100.0	7	5	12	3	1	2	2	5	15
8/1	LV	DND	JAW	-	-	-	-	-	-	-	-	-	-	-	-	-	-
8/4	SEA	DND	JAW	-	-	-	-	-	-	-	-	-	-	-	-	-	-
8/8	PHO	11:20	1-5	20.0	-	-	-	-	1	1	2	0	2	0	2	5	2
8/11	CHI	13:01	0-4	0	-	-	2-2	100.0	1	1	2	0	2	1	2	2	2
8/14	@DAL	11:21	0-1	0	-	-	-	-	1	1	2	0	0	0	1	1	0
8/16	@CHI	12:53	2-6	33.3	-	-	1-2	50.0	2	0	2	0	1	0	1	3	5
8/20	MIN	16:12	1-2	50.0	-	-	3-4	75.0	1	2	3	1	1	0	3	2	5
8/22	IND	16:23	7 - 8	87.5	-	-	1 - 2	50.0	0	1	1	1	1	0	0	4	15
8/25	CT	12:07	2-4	50.0	-	-	1-1	100.0	1	4	5	0	0	1	2	3	5
8/27	@WASH	18:13	1-4	25.0	-	-	-	-	1	0	1	0	0	0	1	2	2
8/29	@IND	4:58	-	-	-	-	-	-	0	2	2	0	0	0	1	4	0
8/31	@LV																
9/3	ATL																
9/5	SEA																
9/8	MIN																
Totals	-	620	105-224	46.9	1-3	33.3	48-60	80.0	73	87	160	24	30	21	38	93	259

#21	KALANI BROWN	CENTER	6-7	03/21/97	BAYLOR	R-SEASON
-----	--------------	--------	-----	----------	--------	----------

2019 Regular Season Averages:

G-GS	PPG	RPG	APG	SPG	BPG	MPG	FG%	3FG%	FT%
24-0	5.3	3.7	0.6	0.3	0.8	13.9	47.4	-	81.0

	2018 Season Highs	Career Highs	Playoff Career Highs
PTS	12	12, Twice	—
REB	8	8, at ATL 7/23/19	—
AST	2	2, Twice	—
STL	1	1, Four Times	—
BLK	3	3, @CHI 6/30/19	—
FGM	6	6, @ ATL (7/14/19)	—
3FGM	--	--	—
FTM	4	4, vs. LV (6/27/19)	—
MINs	22:30	22:30, vs. LV (6/27/19)	—



GAME BY GAME STATS

Date	Opponent	MIN	FG-A	PCT	3PM-A	PCT	FTM-A	PCT	OFF	DEF	TOT	AST	STL	BLK	TO	PF	PTS
5/26	@LV	16	1 - 4	25.0	-	-	2 - 2	100.0	0	5	5	0	1	2	1	1	4
5/31	CT	9:44	1 - 1	100.0	-	-	-	-	0	2	2	1	1	0	1	2	2
6/4	@NY	11:59	2 - 4	50.0	-	-	0 - 2	0	3	2	5	0	0	1	1	4	4
6/6	@CT	9:16	1 - 3	33.3	-	-	2 - 2	100.0	0	1	1	0	1	0	3	1	4
6/8	@MIN	13:18	1 - 3	33.3	-	-	-	-	1	3	4	0	0	0	2	3	2
6/14	@PHO	21:04	3 - 6	50.0	-	-	-	-	2	3	5	0	0	1	2	4	6
6/15	NY	12:42	0-4	-	-	-	2-2	100.0	2	2	4	0	0	0	1	3	2
6/18	WASH	13:56	1-3	33.3	-	-	3 - 4	75.0	1	2	3	1	0	1	2	1	5
6/21	@SEA	17:39	3 - 5	60.0	-	-	-	-	1	2	3	2	0	1	1	2	6
6/23	@PHO	DNP	CD	-	-	-	-	-	-	-	-	-	-	-	-	-	-
6/27	LV	22:30	4 - 10	40.0	-	-	4 - 4	100.0	2	2	4	1	0	1	0	1	12
6/30	CHI	14:33	2 - 3	66.7	-	-	2 - 2	100.0	0	2	2	2	0	3	1	0	6
7/7	WASH	9:37	0 - 3	0	-	-	-	-	3	2	5	1	1	0	0	1	0
7/9	@DAL	16:02	3 - 5	60.0	-	-	2 - 3	66.7	2	3	5	0	0	0	2	0	8
7/12	@IND	15:38	3-7	42.9	-	-	3-3	100.0	3	2	5	0	0	0	1	1	9
7/14	@ATL	20:12	6 - 10	60.0	-	-	-	-	1	1	2	0	0	1	0	4	12
7/18	DAL	14:03	1 - 1	100.0	-	-	3 - 4	75.0	2	3	5	1	0	1	1	1	5
7/20	@NY	19:34	2 - 2	100.0	-	-	-	-	0	1	1	1	0	1	1	4	4
7/23	@ATL	17:05	1 - 4	25.0	-	-	1 - 2	50.0	2	6	8	1	1	1	3	3	3
8/1	LV	12:33	3 - 5	60.0	-	-	1 - 1	100.0	3	1	4	0	0	2	1	2	7
8/4	SEA	10:12	2-3	66.7	-	-	-	-	0	2	2	1	0	1	2	3	4
8/8	PHO	DNP	CD	-	-	-	-	-	-	-	-	-	-	-	-	-	-
8/11	CHI	DNP	CD	-	-	-	-	-	-	-	-	-	-	-	-	-	-
8/14	@DAL	DNP	CD	-	-	-	-	-	-	-	-	-	-	-	-	-	-
-8/16	@CHI	DNP	CD	-	-	-	-	-	-	-	-	-	-	-	-	-	-
8/20	MIN	DNP	CD	-	-	-	-	-	-	-	-	-	-	-	-	-	-
8/22	IND	10:45	3 - 4	75.0	-	-	4 - 6	66.7	1	3	4	1	1	1	0	0	10
8/25	CT	1:08	-	-	-	-	-	-	0	0	0	0	0	0	0	0	0
8/27	@WASH	7:30	0-1	0.0	-	-	4-4	100.0	0	3	3	1	0	0	0	1	4
8/29	@IND	16:19	3-6	50.0	-	-	1-1	100.0	2	2	4	0	1	2	1	3	7
8/31	@LV																
9/3	ATL																
9/5	SEA																
9/8	MIN																
Totals	-	333	46-97	47.4	0-0	-	34-42	81.0	32	56	88	14	7	20	27	42	126

#24	SYDNEY WIESE	GUARD	6-0	6/16/95	OREGON STATE	2ND SEASON
-----	--------------	-------	-----	---------	--------------	------------

2019 Regular Season Averages:

G-GS	PPG	RPG	APG	SPG	BPG	MPG	FG%	3FG%	FT%
28-16	5.0	1.3	1.8	0.4	0.2	20.8	40.7	40.7	100.0

	2019 Season Highs	Career Highs	Playoff Career Highs
PTS	12	22 vs WAS 5/19/17	--
REB	4	4 vs. CT 5/31/19	--
AST	6	6, at NY 7/20/19	--
STL	4	4, at ATL 7/23/19	--
BLK	1	1, 9 times	--
FGM	4	8 vs WAS 5/19/17	--
3FGM	3	6 vs WAS 5/19/17	--
FTM	2	3, vs. NY 8/4/17	--
MINS	30	30 vs CT 5/31/19	3, vs. PHO 5/19/17



GAME BY GAME STATS

Date	Opponent	MIN	FG-A	PCT	3PM-A	PCT	FTM-A	PCT	OFF	DEF	TOT	AST	STL	BLK	TO	PF	PTS
5/26	@LV	2	0 - 0	0.0	0 - 0	0.0	0 - 0	-	0	0	0	0	0	0	0	0	0
5/31	CT	29:44	1 - 5	20.0	1 - 4	25.0	0 - 0	-	0	4	4	0	1	1	1	0	3
6/4	@NY	26:52	3 - 8	37.5	2 - 4	50.0	0 - 0	-	0	1	1	0	0	0	2	1	8
6/6	@CT	26:30	3 - 8	37.5	1 - 6	16.7	0 - 0	-	0	2	2	4	0	1	0	2	7
6/8	@MIN	15:34	0 - 5	-	0 - 2	-	0 - 0	-	0	0	0	0	2	1	1	0	0
6/14	@PHO	15:17	2 - 2	100.0	-	-	-	-	0	1	1	2	0	0	1	1	4
6/15	NY	14:16	1-3	33.3	1-2	50.0	0-0	-	0	3	3	2	0	0	1	0	3
6/18	WASH	17:20	4-7	57.1	2-3	66.7	2-2	100.0	2	1	3	1	1	0	2	1	12
6/21	@SEA	13:53	2-3	66.7	1-4	25.0	2-2	100.0	0	0	0	0	0	0	0	0	7
6/23	@PHO	DNP	CD	-	-	-	-	-	-	-	-	-	-	-	-	-	-
6/27	LV	DNP	CD	-	-	-	-	-	-	-	-	-	-	-	-	-	-
6/30	CHI	20:41	4 - 6	66.7	3 - 5	60.0	-	-	1	2	3	0	0	0	2	1	11
7/7	WASH	15:39	3 - 6	50.0	2 - 4	50.0	-	-	0	2	2	0	0	1	0	2	8
7/9	@DAL	9:42	1 - 4	25.0	0 - 1	0.0	-	-	0	1	1	0	1	0	0	0	2
7/12	@IND	18:54	0-3	0.0	0-3	0.0	-	-	0	0	0	1	1	0	3	0	0
7/14	@ATL	6:31	0 - 3	0	0 - 3	0	-	-	0	1	1	0	0	0	0	0	0
7/18	DAL	26:49	1 - 5	20.0	1 - 4	25.0	-	-	0	1	1	2	0	0	3	1	3
7/20	@NY	26:43	2 - 6	33.0	2 - 5	40.0	-	-	0	1	1	6	0	1	2	3	6
7/23	@ATL	27:17	1 - 7	14.3	1 - 4	25.0	-	-	0	0	0	2	4	0	0	0	3
8/1	LV	28:05	3 - 4	75.0	3 - 4	75.0	-	-	0	0	0	3	0	0	0	2	9
8/4	SEA	28:04	1-2	50.0	1-2	50.0	-	-	0	1	1	3	0	0	0	0	3
8/8	PHO	29:23	4-4	100.0	3-3	100.0	1-1	100.0	0	0	0	2	1	0	0	1	12
8/11	CHI	26:33	3-5	60.0	1-3	33.3	-	-	0	2	2	2	0	0	2	2	7
8/14	@DAL	29:46	3-6	50.0	3-4	75.0	-	-	0	0	0	3	0	0	0	1	9
8/16	@CHI	28:14	1-7	14.3	0-3	0	-	-	0	0	0	5	0	0	0	1	2
8/20	MIN	29:05	2-6	33.3	0-3	0	-	-	0	0	0	2	0	0	1	1	4
8/22	IND	16:23	1-1	100.0	1-1	100.0	1-1	100.0	0	3	3	2	0	0	1	2	4
8/25	CT	20:19	2-2	100.0	2-2	100.0	-	-	0	2	2	3	0	0	1	2	6
8/27	@WASH	20:07	0-2	0.0	0-2	0.0	2-2	100.0	2	1	3	2	0	0	4	0	2
8/29	@IND	13:16	2-3	66.7	1-2	50.0	2-2	100.0	0	1	1	2	0	0	0	1	7
8/31	@LV																
9/3	ATL																
9/5	SEA																
9/8	MIN																
Totals	-	583	50-123	40.7	33-81	40.7	8-8	100.0	5	31	36	50	11	6	29	26	141

2019 Regular Season Averages:

G-GS	PPG	RPG	APG	SPG	BPG	MPG	FG%	3FG%	FT%
29-29	16.6	9.1	1.9	2.0	0.5	29.0	50.1	34.3	82.4

	2019 Season Highs	Career Highs	Playoff Career Highs
PTS	31	38 vs. ATL 6/30/16	27, vs. CHI 9/28/16
REB	15	20, at IND 7/12/12	14, vs. PHO 9/19/13
AST	5	8, Twice	6, vs. CHI 10/28/16
STL	6	6, Twice	4, at CHI 10/4/16
BLK	2	5 vs. ATL 6/30/16	3, at CHI 10/4/16
FGM	11	13 vs. ATL 6/30/16	11, vs. CHI 9/28/16
3FGM	5	5 vs. WAS 7/7/19	2, vs. MIN 10/14/16
FTM	5	14 vs. WAS, 9/3/15	7, vs. MIN 8/21/18(Twice)
MINS	36:35	47 vs. CHI 8/18/17	38, at MIN 9/18/15



GAME BY GAME STATS

Date	Opponent	MIN	FG-A	PCT	3PM-A	PCT	FTM-A	PCT	OFF	DEF	TOT	AST	STL	BLK	TO	PF	PTS
5/26	@LV	20	7 - 16	43.8	2 - 4	50.0	3 - 4	75.0	6	5	11	1	0	0	1	5	17
5/31	CT	33:10	8 - 19	42.1	2 - 5	40.0	1 - 2	50.0	3	12	15	1	0	1	1	5	19
6/4	@NY	32:16	2 - 14	14.3	0 - 1	-	5 - 6	83.3	2	7	9	2	3	0	1	4	9
6/6	@CT	28:18	8 - 11	72.7	4 - 4	100.0	1 - 1	100.0	1	9	10	1	3	0	5	4	21
6/8	@MIN	33:39	2 - 7	28.6	1 - 3	33.3	0 - 0	-	3	6	9	2	4	0	2	2	5
6/14	@PHO	33:17	7 - 11	63.6	0 - 2	0	2 - 2	100.0	1	7	8	3	1	0	3	4	16
6/15	NY	32:52	9-13	69.2	0-2	-	0-0	-	1	8	9	2	0	0	3	6	20
6/18	WASH	28:43	3-10	30.0	1-2	50.0	5 - 8	62.5	2	4	6	1	2	0	2	0	12
6/21	@SEA	12:37	4-5	80.0	-	-	2-2	100.0	0	5	5	1	0	1	3	4	10
6/23	@PHO	27:49	4 - 13	30.7	1 - 3	33.3	2 - 2	100.0	5	8	13	2	0	0	2	5	11
6/27	LV	DNP	REST	-	-	-	-	-	-	-	-	-	-	-	-	-	-
6/30	CHI	25:23	3 - 10	30.0	-	-	2 - 2	100.0	3	3	6	0	3	1	3	2	8
7/7	WASH	30:12	11 - 15	73.3	5 - 7	71.4	4 - 4	100.0	2	8	10	1	1	2	1	3	31
7/9	@DAL	29:52	7 - 19	36.8	0 - 4	0.0	1 - 1	100.0	4	6	10	2	2	1	4	4	15
7/12	@IND	33:42	9-17	52.9	0-2	0.0	4-4	100.0	1	5	6	4	6	0	3	1	22
7/14	@ATL	35:12	8 - 21	38.1	1 - 3	33.3	0 - 2	0	6	9	15	2	3	2	2	2	17
7/18	DAL	36:35	6 - 15	40.0	1 - 3	33.3	9 - 9	100.0	3	4	7	3	2	0	2	2	22
7/20	@NY	32:54	8 - 16	50.0	3 - 5	60.0	1 - 2	50.0	3	9	12	3	1	2	2	4	20
7/23	@ATL	34:54	10 - 14	71.4	1 - 2	50.0	3 - 3	100.0	1	8	9	5	2	0	1	3	24
8/1	LV	30:24	8 - 15	53.3	1 - 3	33.3	2 - 2	100.0	1	10	11	1	2	0	1	3	19
8/4	SEA	29:48	6-12	50.0	0-2	0.0	1-2	50.0	1	9	10	1	3	2	0	1	13
8/8	PHO	27:17	9-13	69.2	2-4	50.0	4-4	100.0	2	5	7	3	2	0	1	3	24
8/11	CHI	28:35	8-13	61.5	0-1	0	1-2	50.0	1	11	12	1	1	0	3	3	17
8/14	@DAL	32:26	8-14	57.1	0-2	0	5-6	83.3	2	7	9	2	3	2	2	2	21
8/16	@CHI	23:34	6-10	60.0	0-1	0	4-6	66.7	1	6	7	1	2	0	3	6	16
8/20	MIN	23:48	3-8	37.5	0-1	0	2-2	100.0	2	6	8	4	2	0	2	1	8
8/22	IND	20:38	7 - 16	43.8	0 - 1	0.0	3 - 3	100.0	5	2	7	3	5	0	0	1	17
8/25	CT	30:41	6-9	66.7	0-2	0.0	4-4	100.0	1	7	8	2	4	0	2	2	16
8/27	@WASH	25:02	5-12	41.7	-	-	0-1	0.0	3	3	6	1	0	0	1	1	10
8/29	@IND	26:30	9-13	69.2	-	-	2-3	66.7	2	6	8	1	2	0	1	4	20
8/31	@LV																
9/3	ATL																
9/5	SEA																
9/8	MIN																
Totals	-	840	191-381	50.1	23-67	34.3	75-91	82.4	68	195	263	56	59	14	57	87	480