

LOS ANGELES SPARKS 2019 GAME NOTES



Los Angeles Sparks (17-10) vs. Connecticut Sun (20-8)

August 25, 2019

Staples Center | 2:00 pm (PT) | NBA TV, Spectrum SportsNet, NESN+, NBA TV Canada



PRESEASON SCHEDULE

Date	Opponent	Time/Result	Record
5/11	at Phoenix*	L, 75-82	N/A
5/17	SEATTLE*	W, 92-85	N/A

REGULAR SEASON SCHEDULE

Date	Opponent	Time/Result	Record
5/26	at Las Vegas	L, 70-83	0-1
5/31	CONNECTICUT	W, 77-70	1-1
6/4	at New York	W, 78-73	2-1
6/6	at Connecticut	L, 89-77	2-2
6/8	at Minnesota	W, 89-85	3-2
6/14	at Phoenix	W, 85-68	4-2
6/15	NEW YORK	L, 92-98	4-3
6/18	WASHINGTON	L, 81-52	4-4
6/21	at Seattle	L, 84-62	4-5
6/23	at Phoenix	L, 82-72	4-6
6/27	LAS VEGAS	W, 86-74	5-6
6/30	CHICAGO	W, 94-69	6-6
7/7	WASHINGTON	W, 98-81	7-6
7/9	at Dallas	L, 74-62	7-7
7/12	at Indiana	W, 90-84	8-7
7/14	at Atlanta	W(OT), 76-71	9-7
7/18	DALLAS	W, 69-64	10-7
7/20	at New York	L, 83-78	10-8
7/23	at Atlanta	W, 78-66	11-8
8/1	LAS VEGAS	W, 76-68	12-8
8/4	SEATTLE	W, 83-75	13-8
8/8	PHOENIX	W, 84-74	14-8
8/11	CHICAGO	W, 84-81	15-8
8/14	at Dallas	L, 84-78	15-9
8/16	at Chicago	L, 91-81	15-10
8/20	MINNESOTA	W, 81-71	16-10
8/22	INDIANA	W, 98-65	17-10
8/25	CONNECTICUT	2:00 p.m.	
8/27	at Washington	4:00 p.m.	
8/29	at Indiana	4:00 p.m.	
8/31	at Las Vegas	7:30 p.m.	
9/3	ATLANTA	7:30 p.m.	
9/5	SEATTLE	7:30 p.m.	
9/8	MINNESOTA	1:00 p.m.	

* = Preseason

All times listed are Pacific Time

CONTACT INFORMATION

Eli Horowitz

Director, Public Relations and Communications
ehorowitz@la-sparks.com
(847) 644-9932

Natalie Gilmore

Coordinator, Public Relations and Communications
ngilmore@la-sparks.com
(661) 714-8051



@LA_Sparks



@LA_Sparks



Los Angeles Sparks

LAST GAME STARTERS

G	12	CHELSEA GRAY					5'11"		170 LBS						
GP/GS	27/27	PPG	14.3	RPG	3.9	APG	5.6	SPG	1.1	FG%	41.0	3FG%	38.0	MPG	32.2

The 2019 All-Star starter notched a double-double on Aug. 1 against the Aces, her second of the season including her triple-double. She recorded her 500th career assist and scored a career-high 29 points against the Liberty on June 4. Gray also logged a 21-point performance to help the Sparks defeat the Lynx on June 8, eclipsing the 1500-point career milestone. Gray passed Tina Thompson with 1,569 points and entered the top-10 in Sparks scoring history on June 18. The point guard recorded a triple-double (13 points, 13 assists and 10 rebounds) on July 7, the eighth in WNBA history. This stat line also included a career high in assists and rebounds.

G	2	RIQUANA WILLIAMS				5'7"		165 LBS							
GP/GS	16/7	PPG	11.4	RPG	2.8	APG	1.8	SPG	1.2	FG%	37.4	3FG%	37.6	MPG	25.5

Williams holds the Sparks single game record for most 3-pointers made with seven, recorded on June 24, 2018. The guard made a difference off the bench and scored a season high 25 points at Minnesota on June 8th. Williams logged 10 points, five rebounds and three assists in a 98-65 win over Indiana on August 22, hitting double digit scoring for the eighth time this season.

G/F	10	TIERRA RUFFIN-PRATT					5'11"		180 LBS		
GP/GS	27/26	PPG 7.0	RPG 2.6	APG 1.9	SPG 0.7	FG% 39.9	3FG% 37.9	MPG 25.3			

Before the 2019 WNBA Draft, The Sparks signed free agent guard Tierra Ruffin-Pratt, who played six seasons with the Washington Mystics and helped them reach the 2018 WNBA Finals. The veteran is averaging 7.0 points per game in her sixth season in the WNBA and is shooting 36.9% from the 3-point line. TRP recorded a career high of 23 points against the Atlanta Dream on July 23, sinking a career-high six 3-pointers.

F/C	3	CANDACE PARKER					6'4"		175 LBS						
GP/GS	15/15	PPG	10.0	RPG	6.4	APG	3.3	SPG	1.1	FG%	38.4	3FG%	27.9	MIN	25.4

Parker made her 2019 season debut on June 18 against the Mystics and recorded her first double-double of the season against the Mercury on June 23. Parker pushed past Swin Cash to earn 17th in All-Time Scoring with 5,123 career points on June 23. In her first game back from her second injury of the 2019 season, Candace recorded 16 points and 7 rebounds on Aug. 1 against the Aces and was named player of the week for the week ending Sunday Aug. 4. Parker dropped 20 points and grabbed 10 rebounds to record her third double-double of the season on Aug. 20 against the Lynx.

F	30	NNEKA OGWUMIKE					6'2"	174 LBS							
GP/GS	26/26	PPG	16.7	RPG	9.3	APG	2.0	SPG	2.0	FG%	49.3	3FG%	36.5	MPG	29.2

The six-time All-Star and 2016 MVP's 9.3 rebounds per game currently ranks second in the league. Ogwumike has recorded eleven double-doubles this season, third most in the WNBA. She posted a career high in 3-pointers made, with five, on July 7 against the Mystics alongside 31 points and 10 rebounds. Against the Fever on July 12, Nneka tied her career high with six steals. Ogwumike has won two Player of the Week honors this season, the week ending July 14 as well as the week ending Aug. 11. She also won Player of the Month honors for the month of July.

PLAYER UPDATES

NUM.	PLAYER	POS.	UPDATE
None (can you believe it?)			

WHERE DID YOU COME FROM?

NUM.	PLAYER	HOW ACQUIRED
0	Alana Beard	Free agent (2012)
1	Alexis Jones	Trade (2019)
2	Riquna Williams	Trade (2016)
3	Candace Parker	Draft (2008)
5	Marina Mabrey	Draft (2019)
7	Maria Vadeeva	Draft (2018)
10	Tierra Ruffin-Pratt	Free agent (2019)
12	Chelsea Gray	Trade (2016)
13	Chiney Ogumike	Trade (2019)
21	Kalani Brown	Draft (2019)
24	Sydney Wiese	Draft (2017)
30	Nneka Ogumike	Draft (2012)

MILESTONE WATCH

PLAYER	MILESTONE (CURRENT)
Candace Parker	5500 points (5263)
	1300 assists (1203)
	3000 rebounds (2644)
	550 blocks (513)
Alana Beard	5000 points (4734)
	1100 assists (1058)
	250 blocks (218)
	800 steals (707)
Nneka Ogumike	4000 points (3999)
	2000 rebounds (1893)
Chiney Ogumike	2000 points (1595)
	1000 rebounds (864)
Chelsea Gray	2000 points (1824)
	700 assists (641)

PRONOUNCIATION

PLAYER/COACH	PRONOUNCIATION
Alana Beard	ah-LAY-nah
Kalani Brown	kuh-lah-NEE
Chiney Ogumike	shih-NAY Oh-gwoo-MIH-kay
Nneka Ogumike	NEH-kuh Oh-gwoo-MIH-kay
Tierra Ruffin-Pratt	Tee-air-rah
Maria Vadeeva	Vuh-DEE-vuh
Sydney Wiese	WEECE (rhymes with REESE)
Riquna Williams	rih-QUAHN-uh

COACHING STAFF

NAME	ROLE
Derek Fisher	Head Coach
Latricia Trammell	Assistant Coach
Fred Williams	Assistant Coach
Jamal "Dash" Lovell	Player Development Coach
Courtney Watson	Athletic Trainer
Kelly Dormandy	Strength and Conditioning Coach
Rachel Schrote	Video Coordinator

SUN AT SPARKS

The Los Angeles Sparks (17-10) host the Connecticut Sun (20-8) for their third and final regular season matchup. The two teams split the previous games in the series, with Los Angeles taking the first 77-70 and Connecticut taking the second 89-77. The Sparks are 6-2 in August and look to build on a 10-game home win streak, the fifth-longest streak in franchise history. Sparks All-Stars Nneka Ogumike and Chelsea Gray continue to lead Los Angeles in scoring with 16.7 and 14.3 points per game, respectively, ranking top 20 in the league. The Sparks will defend Connecticut's All-Star duo of Jonquel Jones, who leads the WNBA in rebounds and blocks, and Alyssa Thomas, who ranks third in steals per game, in the contest.

MOST VALUABLE

Nneka Ogumike has led a short-handed Sparks team back into title contention with elite scoring and rebounding numbers, a newfound 3-point shot, and anchoring a Sparks defensive frontline that is top 5 in Defensive Rating. Elite play has continued into August where Nneka won Player of the Week for the week ending Aug. 11, shooting a lights-out 65.4% from the field for the week. In 26 appearances, Ogumike has 11 double-doubles and scored in double-figures 22 times.

HEADBAND T

Since signing with Los Angeles, Tierra Ruffin-Pratt, otherwise known as TRP has been a defensive stalwart for the Sparks in the first half of the season. TRP currently ranks third amongst guards in the WNBA in blocks, averaging 0.7 blocks per game and owns 17.6% of all Sparks blocks this season, according to WNBA.com. Her stifling defense has contributed to her top 20 defensive rating amongst guards, but on July 23rd her offense was the topic of discussion. Sporting a headband for her first time this season, TRP recorded a career-high 23 points against the Atlanta Dream, where she was 6-9 from behind the arc, a career high in 3-pointers made.

COACH D-FISH

In Coach Fisher's first season in the WNBA, he's led the Sparks to a 17-10 record. The Sparks are in contention for the title despite key players such as Candace Parker, Alana Beard, Maria Vadeeva and Riquna Williams missing a combined 72 games. Fisher led the team to a 5-2 record in July despite being down to 8 active players and having to sign Karlie Samuelson to a seven-day contract.

ALL-WNBA GRAY

The three-time All-Star has been one of the Sparks most consistent and reliable players this season, starting all 26 games, while collecting single-game career highs in points, rebounds and assists. Her 14.3 PPG and 5.6 APG ranks her as the only guard in the top 10 in both categories and she's third in the WNBA in assists per game. Gray has continued her all-around dominant play into August, where she has averaged 17.0 PPG and 5.9 APG.

MOST IMPROVED WIESE

Guard Sydney Wiese has seen an expanded role in the Sparks system. After not starting any games in her first two seasons in the WNBA, Wiese has started more than half of the games she has played in and has seen her scoring and assists numbers improve exponentially. Wiese averages 21.2 minutes per game, providing valuable minutes for the Sparks. Wiese also recorded a career high in assists on July 20 against the New York Liberty, where she had six, making a strong case for most improved player.

2019 LOS ANGELES SPARKS ROSTER

NUM.	PLAYER	POS.	HT.	YRS OF EXP.	DOB	COLLEGE
0	Alana Beard	G/F	5'11"	13	05/14/82	Duke
1	Alexis Jones	G	5'9"	2	05/08/94	Baylor
2	Riquna Williams	G	5'7"	6	05/28/90	Miami (Fla.)
3	Candace Parker	F/C	6'4"	11	04/19/86	Tennessee
5	Marina Mabrey	G	5'11"	R	11/14/96	Notre Dame
7	Maria Vadeeva	F/C	6'4"	1	07/16/98	Russia
10	Tierra Ruffin-Pratt	G/F	5'11"	6	04/11/91	North Carolina
12	Chelsea Gray	G	5'11"	4	10/08/92	Duke
13	Chiney Ogumike	F/C	6'4"	3	03/22/92	Stanford
21	Kalani Brown	C	6'7"	R	03/21/97	Baylor
24	Sydney Wiese	G	6'0"	2	06/16/95	Oregon State
30	Nneka Ogumike	F	6'2"	7	07/02/90	Stanford

2019 LA SPARKS ROSTER



ALANA BEARD
Position: G/F
Height: 5'11"
DOB: 5/14/82
College: Duke



ALEXIS JONES
Position: G
Height: 5'9"
DOB: 5/8/94
College: Baylor



RIQUANA WILLIAMS
Position: G
Height: 5'7"
DOB: 5/28/90
College: Miami



CANDACE PARKER
Position: F/C
Height: 6'4"
DOB: 4/19/86
College: Tennessee



MARINA MABREY
Position: G
Height: 5'11"
DOB: 9/14/96
College: Notre Dame



MARIA VADEEVA
Position: F/C
Height: 6'4"
DOB: 7/16/98
College: Russia



TIERRA RUFFIN-PRATT
Position: G/F
Height: 5'11"
DOB: 4/11/91
College: North Carolina



CHELSEA GRAY
Position: G
Height: 5'11"
DOB: 10/8/92
College: Duke




CHINEY OGWUMIKE
Position: F/C
Height: 6'4"
DOB: 3/22/92
College: Stanford



KALANI BROWN
Position: C
Height: 6'7"
DOB: 3/21/97
College: Baylor



SYDNEY WIESE
Position: G
Height: 6'0"
DOB: 6/16/95
College: Oregon State




NNEKA OGWUMIKE
Position: F
Height: 6'2"
DOB: 7/2/90
College: Stanford

COACHING STAFF



DEREK FISHER
HEAD COACH



FRED WILLIAMS
ASSISTANT COACH



LATRICA TRAMMELL
ASSISTANT COACH



JAMAL LOVELL
PLAYER
DEVELOPEMENT
COACH



COURTNEY WATSON
DIRECTOR OF
SPORTS MEDICINE/
HEAD ATHLETIC
TRAINER



KELLY DORMANDY
STRENGTH &
CONDITIONING
COACH

CONNECTICUT SUN

PREVIEW: The Los Angeles Sparks will take on the Connecticut Sun on Sunday at STAPLES Center. This will be the third and final matchup between the two teams, with the previous game resulting in an 89-77 win for the Sun. Los Angeles has won ten consecutive home games dating back to June 27 against the Las Vegas Aces, the fifth-longest streak in franchise history.

Connecticut currently sits first overall in the WNBA standings with a 20-8 record, despite a five-game losing skid from June 23 to July 10. The Sun rank fifth in points per game (79.0) and fourth in 3-point percentage (34.6%), but eighth in field goal percentage (41.6%) as a team. Connecticut also forces opponents into an average of 16 turnovers per game, good for top five in the league.

All-Star forward Jonquel Jones stars for the Sun offense, averaging a double-double this season with 14.5 points and 10.3 rebounds per game. Jasmine Thomas leads Connecticut in assists, dishing out 5.4 per game, and is one of the Sun's most reliable sharpshooters, connecting on 37.9% of her 3-point attempts. All-Star Alyssa Thomas, meanwhile, leads Connecticut in minutes, recording 28.5 per game.

The Sun traded Chiney Ogumike to the Sparks during the 2018-19 offseason in exchange for Los Angeles' 2020 first-round draft pick. Ogumike, Connecticut's 2014 number one overall selection, won the 2014 Rookie of the Year Award and earned two All-Star Game appearances during her time with the Sun. She is currently averaging 9.9 points and 6.3 rebounds per game in her debut season for the Sparks.

Los Angeles looks to continue its momentum from a dominating 33-point win over the Indiana Fever on Thursday night. The Sparks' defense smothered the Fever, allowing just 65 points in the contest, while an offensive explosion carried Los Angeles to a team season-high-tying 98 points. Riquna Williams returned to the court for the first time since July 14 in the playoff sealing performance, leading the team in minutes and tallying 10 points. The Ogumike sisters, meanwhile, each posted double-digit scoring outputs, with Nneka chipping in 17 points and Chiney dropping 15 points off the bench.

Connecticut defeated the Sparks 89-77 at Mohegan Sun Arena on June 6 in the teams' last matchup. Nneka and Chiney Ogumike scored 21 and 19 points, respectively, while Marina Mabrey added a career-high 14 points, but it was not enough to overcome a balanced Sun attack. Each of the Connecticut starters scored in double figures during the contest, and Alyssa Thomas notched a double-double with 12 rebounds to match her 11 points. The winner of tonight's matchup will own a one-game edge in the three-game season series.

HEAD COACH: Curt Miller, 4th season

Probable Starters

F Shekinna Stricklen
F Alyssa Thomas
F Jonquel Jones
G Jasmine Thomas
G Courtney Williams

SPARKS MOST RECENT GAME (8/22/19)	SPARKS' LAST GAME AGAINST SUN (6/6/19)	CONNECTICUT MOST RECENT GAME (8/23/19)																																																															
<table><tr><td></td><td>1</td><td>2</td><td>3</td><td>4</td><td>OT</td><td>FINAL</td></tr><tr><td>LA</td><td>14</td><td>29</td><td>27</td><td>28</td><td>-</td><td>98</td></tr><tr><td>IND</td><td>18</td><td>13</td><td>11</td><td>23</td><td>-</td><td>65</td></tr></table>		1	2	3	4	OT	FINAL	LA	14	29	27	28	-	98	IND	18	13	11	23	-	65	<table><tr><td></td><td>1</td><td>2</td><td>3</td><td>4</td><td>OT</td><td>FINAL</td></tr><tr><td>LA</td><td>11</td><td>21</td><td>20</td><td>25</td><td>-</td><td>77</td></tr><tr><td>CT</td><td>23</td><td>20</td><td>21</td><td>24</td><td>-</td><td>89</td></tr></table>		1	2	3	4	OT	FINAL	LA	11	21	20	25	-	77	CT	23	20	21	24	-	89	<table><tr><td></td><td>1</td><td>2</td><td>3</td><td>4</td><td>OT</td><td>FINAL</td></tr><tr><td>CT</td><td>27</td><td>20</td><td>25</td><td>17</td><td>-</td><td>89</td></tr><tr><td>LV</td><td>23</td><td>33</td><td>14</td><td>15</td><td>-</td><td>85</td></tr></table>		1	2	3	4	OT	FINAL	CT	27	20	25	17	-	89	LV	23	33	14	15	-	85
	1	2	3	4	OT	FINAL																																																											
LA	14	29	27	28	-	98																																																											
IND	18	13	11	23	-	65																																																											
	1	2	3	4	OT	FINAL																																																											
LA	11	21	20	25	-	77																																																											
CT	23	20	21	24	-	89																																																											
	1	2	3	4	OT	FINAL																																																											
CT	27	20	25	17	-	89																																																											
LV	23	33	14	15	-	85																																																											
Biggest Lead: LA: 38 IND: 8 Lead Changes: 3 Times Tied: 2 Points: LA: N. Ogwumike 17 IND: Mitchell 14 Rebounds: LA: N. Ogwumike, Vadeeva 7 IND: McCowan 7 Assists: LA: Parker 5 IND: Wheeler 6	Biggest Lead: LA: 2 CT: 21 Lead Changes: 1 Times Tied: 2 Points: LA: N. Ogwumike 21, CT: J. Jones 18 Rebounds: LA: N. Ogwumike 10, CT: A. Thomas 12 Assists: LA: Gray 6, CT: A. Thomas 6	Biggest Lead: CT: 11 LV: 11 Lead Changes: 3 Times Tied: 4 Points: CT: Thomas 27, LV: Cambage 18 Rebounds: CT: Thomas 12 LV: Hamby 10 Assists: CT: Young 5 LV: Thomas 8																																																															

INDIANA FEVER

LOS ANGELES-- The Los Angeles Sparks defeated the Indiana Fever 98-65 to extend their home winning streak to 10 games, the longest winning streak at home since the 2012 season. With the victory, the Sparks become the fourth team in the WNBA to clinch a playoff spot this season, the franchise's 19th playoff appearance in 23 seasons.

Los Angeles was led by All-Star and MVP candidate Nneka Ogumike who had 17 points and seven rebounds, including five on the offensive end. Six Sparks players eclipsed double-digits tonight, including 15 from Chiney Ogumike. Ogumike's 15 points are her most in a game since July 23 against the Atlanta Dream.

Candace Parker led the Sparks in assists with five tonight, eclipsing 1,200 assists in her career.

The Sparks lead grew to as many as 38 points in the early stages of the fourth quarter, which set a season-high for biggest lead held at any point this season. The previous high of 30 had been reached twice this season, once against Indiana on July 12.

Los Angeles' defense shined again tonight, as they held the Fever to 65 points, the least amount of points scored against LA this season. On offense the Sparks tied their season-high in points with 98 and dished out 27 assists, which marked their season-high.

Los Angeles started off the first quarter with two baskets in the paint by Nneka Ogumike, while Indiana scored the first six points of the quarter and jumped out to a 12-4 lead halfway through the first. Fever guard Tiffany Mitchell led all scorers in the quarter with eight points.

The second quarter began with a Chiney Ogumike steal and score to pull the Sparks within two points. Los Angeles went on an 11-2 run to take their first lead of the game. Tierra Ruffin-Pratt hit a 3-pointer with three minutes left in the quarter to extend the Sparks lead to six points. Defense shined in the first half for the Sparks as they gave up a season-low 31 points. Sisters Chiney and Nneka Ogumike combined for 19 points and 8 rebounds through two quarters.

To start the third quarter Ruffin-Pratt made an and-one reverse layup to extend the lead to 15 points. The Sparks went on a 14-3 run in the first five minutes of the quarter. Los Angeles' lead ballooned to as many as 29 points.

The Sparks continued their stellar play with a pick and roll layup for Chiney Ogumike to start the fourth quarter. Forward Maria Vadeeva went coast to coast for a left-handed layup to watch the lead increase to 30. Vadeeva grabbed seven rebounds in the second half, which tied her career-high.

This matchup also marked the first game back for Sparks guard Riquna Williams, who was serving a 10-game suspension. Williams finished with 10 points and tied her season-high with five rebounds. For the first time all season, all 12 members of the Sparks roster were available and all 12 players played.

SPARKS MOST RECENT GAME

(8/22/19)

	1	2	3	4	OT	FINAL
LA	14	29	27	28	-	98
IND	18	13	11	23	-	65

Biggest Lead: LA: 38 | IND: 8

Lead Changes: 3 | Times Tied: 2

Points: LA: N. Ogumike 17

IND: Mitchell 14

Rebounds: LA: N. Ogumike, Vadeeva 7

IND: McCowan 7

Assists: LA: Parker 5

IND: Wheeler 6

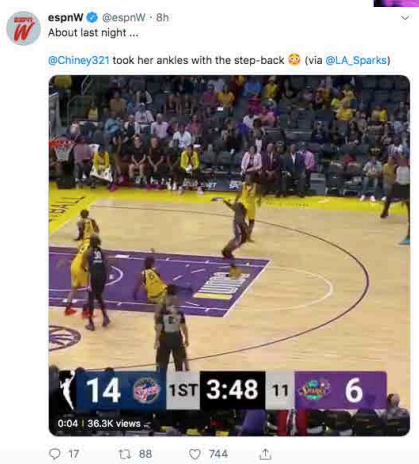


Sparks Notes:

- Nneka Ogumike was in double figures for the 22nd time this season
- Los Angeles Sparks held Indiana to just 65 points, a season best defensively
- Tied their season-high of 98 points
- For the first time all season, all 12 Sparks players have played in a game
- Maria Vadeeva tied her career high with 7 rebounds
- Sparks dished out a season-high 27 assists

SPARKS IN THE NEWS

DATE	TITLE	OUTLET	AUTHOR
8/23/19	Sparks punch playoff ticket with emphatic victory over Indiana	LA Times	Brady Klopfer
8/23/19	Sparks roll past Fever to clinch eighth consecutive playoff berth	LA Daily News	Mirjam Swanson
8/23/19	Sparks clinch a playoff berth in win over the Indiana Fever	The Suave Report	Megan Hines
8/23/19	Recap: Sparks rout Fever, secure 8th straight playoff victory	Swish Appeal	Christine Hopkins
8/22/19	Alexis Jones vs. Odyssey Sims adds another chapter to Sparks/Lynx rivalry	The Athletic	Sabreena Merchant
8/22/19	Alexis Jones Breakout Game Is Exactly What LA Sparks Needed	WInsidr	John Davis



POINTS SCORED AGAINST THE SUN			LEAGUE AND FRANCHISE MILESTONES			
10. Katie Smith		445	ALANA BEARD			
11. Alana Beard	...	433	WNBA	3PM	Next: 300	Current: 288
26. 2 players		341	LAS	AST	Next: 500	Current: 495
28. Nneka Ogwumike	...	335	LAS	BLK	Next: 100	Current: 89
40. Essence Carson		270	NNEKA OGWUMIKE			
41. Candace Parker	...	269	WNBA	PTS	Next: 4000	Current: 3999
99. 2 players		145	WNBA	FTA	Next: 1000	Current: 990
101. Tierra Ruffin-Pratt	...	142	CHINEY OGWUMIKE			
113. 2 players		126	WNBA	DREB	Next: 500	Current: 497
115. Riquna Williams	...	124	CANDACE PARKER			
118. Jasmine Thomas		118	WNBA	OREB	Next: 500	Current: 494
Chelsea Gray	...	118	WNBA	2PM	Next: 1750	Current: 1740
245. 2 players		39	TIERRA RUFFIN-PRATT			
Chiney Ogwumike	...	39	WNBA	3PA	Next: 250	Current: 241
270. 10 players		30	WNBA	FTA	Next: 500	Current: 491
Alexis Jones	...	30	RIQUNA WILLIAMS			
336. 4 players		17	WNBA	STL	Next: 200	Current: 196
Marina Mabrey	...	17	RECENT MILESTONES			
358. 9 players		14	CHELSEA GRAY			
POINTS IN SPARKS FRANCHISE HISTORY			LAS	FTM	250	Aug 16
1. Lisa Leslie		6253	RIQUNA WILLIAMS			
2. Candace Parker		5263	LAS	FGA	500	Aug 22
3. DeLisha Milton-Jones		4018	LAS	3PM	100	Jul 14
4. Nneka Ogwumike	...	3999	ALL TIME VS. SUN			
8. Jantel Lavender		2267	ALL	20 - 17 (0.541)		
9. Alana Beard		1606	HOME	11 - 7 (0.611)		
10. Chelsea Gray	...	1589	AWAY	9 - 10 (0.474)		
21. Ukari Figgs		567	2018	0 - 3 (0.000)		
22. Riquna Williams	...	564	2018 VS. SUN			
43. Marissa Coleman		263	5/24	@Con	L	94-102
44. Chiney Ogwumike	...	252	7/3	Con	L	72-73
52. 2 players		203	8/19	@Con	L	86-89
54. Sydney Wiese		190	*Statistics courtesy of www.acrossthetimeline.com			
Tierra Ruffin-Pratt	...	190				
59. Shannon Bobbitt		177				
60. Maria Vadeeva	...	172				
69. Nina Bjedov		121				
70. Kalani Brown		115				
71. Marina Mabrey	...	113				

2019 TEAM BOX SCORE																	
DATE	OPPONENT	MIN	FG-A	PCT	3PM-A	PCT	FTM-A	PCT	OFF	DEF	TOT	AST	STL	BLK	TO	PF	PTS
5/26	@LV	200:0	28 - 77	36.4	5 - 13	38.5	9 - 13	69.2	10	30	40	17	9	8	14	22	70
5/31	CT	200:0	28 - 72	38.9	6 - 20	30.0	15 - 17	88.2	9	30	39	15	6	4	10	22	77
6/4	@NY	200:0	27 - 78	34.6	8 - 21	38.1	16 - 20	80.0	13	27	40	15	9	6	12	15	78
6/6	@CT	200:0	29 - 66	43.9	8 - 25	32.0	11 - 12	91.7	7	18	25	23	13	4	21	18	77
6/8	@MIN	200:0	32 - 74	43.2	9 - 25	36.0	16 - 17	94.1	12	21	33	18	13	5	16	21	89
6/14	@PHX	200:0	34 - 66	51.5	9 - 19	47.4	8 - 9	88.9	5	25	30	19	7	4	9	21	85
6/15	NY	200:0	39 - 84	46.4	8 - 23	34.8	6 - 7	85.7	12	30	42	22	5	3	14	22	92
6/18	WASH	200:0	19 - 66	28.8	3 - 19	15.8	11 - 18	61.6	10	28	38	10	9	1	26	12	52
6/21	@SEA	200:0	23 - 61	37.7	6 - 21	28.6	10 - 12	83.3	5	24	29	13	4	4	14	15	62
6/23	@PHX	200:0	26 - 70	37.1	8 - 23	34.8	12 - 14	85.7	10	29	39	19	2	2	10	24	72
6/27	LV	200:0	32 - 75	42.7	8 - 18	44.4	14 - 15	93.3	8	31	39	17	11	6	14	13	86
6/30	CHI	200:0	35 - 71	49.3	10 - 24	41.7	14 - 15	92.3	10	26	36	21	8	6	14	15	94
7/7	WASH	200:0	36 - 74	48.6	16 - 31	51.6	10 - 12	83.3	7	32	39	24	4	5	6	15	98
7/9	@DAL	200:0	26 - 71	36.6	4 - 19	21.1	6 - 7	85.7	17	19	36	16	6	4	21	12	62
7/12	@IND	200:0	34-78	43.6	7-22	31.8	15-17	88.2	13	18	31	23	16	2	12	13	90
7/14	@ATL	205:0	30 - 87	34.5	6 - 26	23.1	10 - 12	83.3	16	27	43	17	8	6	5	17	76
7/18	DAL	200:0	23 - 60	38.3	4 - 12	33.3	19 - 21	90.5	8	23	31	13	9	1	11	14	69
7/20	@NY	200:0	28 - 65	43.1	10 - 25	40.0	12 - 16	75.0	5	21	26	18	7	6	11	27	78
7/23	@ATL	200:0	28 - 65	43.1	9 - 19	47.4	13 - 15	86.7	11	27	38	22	10	5	13	16	78
8/1	LV	200:0	30 - 71	42.3	9 - 26	34.6	7 - 7	100.0	5	28	33	19	7	7	12	18	76
8/4	SEA	200:0	32-61	52.5	6-20	30.0	13-15	86.7	5	26	31	23	10	5	16	12	83
8/8	PHO	200:0	31-63	49.2	10 - 23	43.5	12-15	80.0	5	25	30	22	8	2	13	21	84
8/11	CHI	200:0	32 - 70	45.7	7 - 20	35.0	13-15	86.7	8	25	33	18	10	1	23	20	84
8/14	@DAL	200:0	30 - 68	44.1	5-18	27.8	13-14	92.9	4	23	27	16	6	4	15	19	78
8/16	@CHI	200:0	30-71	42.3	4-17	23.5	17-20	85.0	7	20	27	21	10	2	13	23	81
8/20	MIN	200:0	29-60	48.3	7-19	36.8	16-20	80.0	7	26	33	14	10	1	16	15	81
8/22	IND	200:0	38 - 76	50.0	6 - 20	30.0	16 - 23	69.6	10	31	41	27	10	4	13	18	98
8/25	CT																
8/27	@WASH																
8/29	@IND																
8/31	@LV																
9/3	ATL																
9/5	SEA																
9/8	MIN																
Totals	-	5405	809-1900	42.6	198-568	34.9	334-398	83.9	239	690	929	502	227	108	400	480	2150

2019 REGULAR SEASON SUPERLATIVES

LOS ANGELES SPARKS HIGHS

Points, Game.....98 vs. Washington 7/7, Indiana 8/22
Points, First Half.....51 vs. Washington 7/7
Points, Second Half..... 55 vs. Indiana 8/22
Points, 1Q.....29 vs. Washington 7/7
Points, 2Q.....31 vs. NY 6/15, vs. MN 8/20
Points, 3Q.....31 @ Indiana 7/12
Points, 4Q.....32 @ Atlanta 7/23
Points, Overtime.....12 @ Atlanta 7/14

Field Goals Made.....39 vs. New York 6/15
Field Goals Att.....87 @ Atlanta 7/14
Field Goal Percentage...52.5% vs. Seattle 8/4
3FG Made.....16 vs. Washington 7/7
3FG Att..... 31 vs. Washington 7/7
3FG Percentage.....51.6 % vs. Washington 7/7
Free Throws Made.....17 @ Chicago 8/16
Free Throws Att..... 23 vs. Indiana 8/22
FT Percentage.....100% vs Las Vegas 8/1

Offensive Rebounds.....17 @ Dallas 7/9
Defensive Rebounds....32 vs. Washington 7/7
Total Rebounds.....43 @ Atlanta 7/14
Assists.....27 vs. Indiana 8/22
Steals.....16 vs. Indiana 7/12
Turnovers.....26 vs. Washington 6/18
Blocked Shots..... 8 @ Las Vegas 5/26
Personal Fouls.....27 @ New York 7/20

OPPONENT HIGHS

Points, Game..... 98 vs. New York 6/15
Points, First Half..... 48 vs. NY 6/15, vs. WSH 6/18
Points, Second Half.....50 vs. New York 6/15
Points, 1Q.....27 @ Las Vegas 5/26
Points, 2Q.....31 vs. New York 6/1
Points, 3Q.....27 @ Minnesota 6/8
Points, 4Q.....32 vs. Indiana 7/12
Points, Overtime.....7 @ Atlanta 7/14

Field Goals Made.....34 @ Connecticut 6/6
Field Goals Att.....76 @ Atlanta 7/14
Field Goal Percentage...47.8 % @ Chicago 8/16
3FG Made.....14 vs. WSH 6/18, @ SEA 6/21
3FG Att.....31 vs. Minnesota 8/20
3FG Percentage.....72.7% @ New York 7/20
Free Throws Made.....27 @ New York 7/20
Free Throws Att.....39 @ New York 7/20
FT Percentage.....100.0% @PHX 6/14,@DAL 7/9, vs SEA 8/4

LOS ANGELES SPARKS LOWS

-Points, Game.....52 vs. Washington 6/18
-Points, First Half.....27 vs. Washington 6/18
-Points, Second Half.....25 vs. Washington 6/18
-Points, 1Q.....10 vs. Washington 6/18
-Points, 2Q.....8 @ Las Vegas 5/26
-Points, 3Q.....10 @ Seattle 6/21
-Points, 4Q....13 vs. DAL 7/18, vs. LV 8/1, vs. SEA 8/4, vs. MIN 8/20
-Points, Overtime.....12 @Atlanta 7/14

-Field Goals Made.....19 vs. Washington 6/18
-Field Goals Att..... 61 @ SEA 6/21, vs. SEA 8/4
-Field Goal Percentage...28.8% vs. Washington 6/18
-3FG Made.....3 vs. Washington 6/18
-3FG Att..... 13 @ Las Vegas 5/26
-3FG Percentage.....15.8% vs. Washington 6/18
-Free Throws Made.....6 vs. NY 6/15, @DAL 7/9
-Free Throws Att.....7 vs. NY 6/15, @ DAL 7/9, vs. LV 8/1
-FT Percentage.....61.1% vs. Washington 6/18

-Offensive Rebounds.....4, @ Dallas 8/14
-Defensive Rebounds.....18 @ CT 6/6, @ IND 7/12
-Total Rebounds.....25 @ Connecticut 6/6
-Assists.....10 vs. Washington 6/18
-Steals.....2 @ Phoenix 6/23
-Turnovers.....5 @ Atlanta 7/14
-Blocked Shots.....1 vs. WSH 6/18, vs CHI 8/11, vs. MIN 8/20
-Personal Fouls.....12 vs. WSH 6/18, @DAL 7/9, vs. SEA 8/4

OPPONENT LOWS

-Points, Game.....65 vs. Indiana 8/22
-Points, First Half.....31 vs. Connecticut 5/31, Indiana 8/22
-Points, Second Half.....32 @ Phoenix 6/14
-Points, 1Q.....12 @ Atlanta 7/14
-Points, 2Q.....12 vs. Connecticut 5/31
-Points, 3Q..... 11 vs. Washington 7/7, Indiana 8/22
-Points, 4Q.....8 vs. Las Vegas 8/1
-Points, Overtime..... 7 @ Atlanta 7/14

-Field Goals Made.....22 vs. Phoenix 8/8
-Field Goals Att.....52 @ New York 7/20
-Field Goal Percentage..30.8% vs Connecticut 5/31
-3FG Made.....2 @ATL 7/14, @ATL 7/23
-3FG Att.....11 @ New York
-3FG Percentage.....9.5% @ Atlanta 7/23
-Free Throws Made.....9 vs. Las Vegas 5/27
-Free Throws Att.....10 vs. Minnesota 8/20
-FT Percentage.....50% vs. Minnesota 8/20

HEAD COACH DEREK FISHER



Derek Fisher was named the 12th head coach of the Los Angeles Sparks on December 5, 2018. Fisher is a Los Angeles basketball legend, playing 18 seasons in the NBA and winning five championships with the Los Angeles Lakers. Fisher was drafted 24th overall by the Lakers in 1996, and played alongside Kobe Bryant and Shaquille O'Neal en route to three consecutive titles from 2000-2002. He later added two more rings in 2009 and 2010 with Los Angeles. Fisher also played for the Golden State Warriors, Utah Jazz, Dallas Mavericks and Oklahoma City Thunder.

Fisher's accolades include holding the all-time NBA record for playoff game appearances (259). He's also known for hitting a buzzer-beater with 0.4 seconds left against the San Antonio Spurs in Game 5 of the 2004 Western Conference Semifinals as a member of the Lakers. In his time as a player, he served as president of the players' union from 2006-2013.

After finishing the 2013 season with the Thunder, Fisher transitioned to the sidelines, being named head coach of the New York Knicks on June 10, 2014. Fisher coached into the 2015-2016 season with New York, helping develop then-rookie Kristaps Porzingis.

Fisher is a native of Little Rock, Arkansas where he attended Parkview Arts and Science Magnet High School, lettering in basketball. He then attended the University of Arkansas at Little Rock, where he finished his four-year career second all-time in school history in points (1,393), assists (472) and steals (189). His senior year, he was named Sun Belt Conference Player of the Year.

In the spring of 2016, Fisher became a television analyst for TNT, NBA TV and later Spectrum SportsNet as an in-studio analyst for the Lakers.



ASSISTANT COACHES

Fred Williams



Fred Williams was named assistant coach of the Los Angeles Sparks on Jan. 22, 2019 and brings over 35 years of collegiate and professional coaching experience. Most recently, Williams served as the Dallas Wings, previously Tulsa Shock, head coach from 2014-2018 where he coached WNBA All-Stars Skylar Diggins and Liz Cambage.

Williams launched his coaching career in 1983 as an assistant coach at USC where he coached standouts Cynthia Cooper, Pamela McGee, Cheryl Miller, Lisa Leslie and Tina Thompson. Williams helped lead the Trojans to back-to-back NCAA titles in 1983 and 1984 before serving as head coach from 1995-1997.

In addition to his time in Dallas, Williams previously served as head coach of the Utah Starzz from 1999-2001. Williams then spent six seasons with the Atlanta Dream, winning three WNBA Eastern Conference Championships. Williams took over Atlanta's head coach in 2012 and led the Dream to the WNBA finals in 2013.

Williams played for Boise State men's basketball program from 1976-1979 and averaged 12.0 points and 5.8 assists in his final season. The All-Big Sky Conference point guard played briefly in the NBA for the Utah Jazz before transitioning to a role on the sidelines. He also served as an advance scout for the Washington Mystics, Utah Jazz, Seattle Supersonics and Sacramento Kings.

Off the court, Williams is an avid musician who produces jazz music under the name "Freddy Bass Williams." He has released two jazz albums titled "Game Time" and "My Gift to You." Williams is originally from Inglewood, California, but currently resides in Irving, Texas with his wife Bo and their five children.

Latricia Trammell



Latricia Trammell was named assistant coach of the Los Angeles Sparks on Jan. 22, 2019. Trammell most recently served as an assistant coach for the San Antonio Stars in 2017 where she worked with the first overall pick Kelsey Plum.

Trammell also served as head coach at Oklahoma State University, producing an 85-10 record with the Stars. She led the team to back-to-back NAIA Division I women's basketball national championships in 2014 and 2015, which earned her National Coach of the Year honors in those two years. After her two titles at OCU, Trammell transitioned to Division I basketball and became an assistant coach for Georgia State from 2015-2017 before transitioning to the WNBA. Trammell holds a 255-131 overall high school and college coaching record in her 24 years on the sidelines.

The Oklahoma native debuted as a head coach when she took over the job at Western State (Colo.) University. Trammell spent five seasons with the Mountaineers and built Western State to be a top contender in the Rocky Mountain Athletic Conference. Trammell's team notched a 105-76 record and made five consecutive RMAC Shootout appearances, catapulting her to become the third winningest coach in program history.

Trammell formally served on the WBCA National Convention Advisory Board and on the voting committee for USA Today/ESPN D-II Top 25. The Seminole, Oklahoma native is also a frequent basketball clinician and was a former player for both Seminole State College and East Central Oklahoma.

Jamal Lovell



The Los Angeles Sparks named Jamal "Dash" Lovell their player development assistant coach on March 4, 2019. Lovell is a professional basketball skills trainer bringing over 11 years of experience working with NBA, WNBA and NCAA athletes, including Candace Parker, Paul George and Dwyane Wade.

Lovell is currently involved with high-profile training clinics in Los Angeles, New York and Miami. In total, Lovell has helped 22 players play NCAA Division I basketball and has worked with over 30 NBA and WNBA players. Lovell, who's known for his training brand DashLetics, believes that aggressiveness, balance and footwork are the key components for success on the court.

#0	ALANA BEARD	GUARD/FORWARD	5-11	5/14/84	DUKE	13TH SEASON
----	-------------	---------------	------	---------	------	-------------

2019 Regular Season Averages:

G-GS	PPG	RPG	APG	SPG	BPG	MPG	FG%	3FG%	FT%
11-3	4.2	1.8	1.8	0.8	0.1	17.0	46.3	25.0	77.8

	2019 Season Highs	Career Highs	Playoff Career Highs
PTS	8	33, at PHX 6/4/08	22, at CT 9/29/04
REB	3	10, Twice	9, at PHX 9/21/13 (Twice)
AST	4	10, at SA 6/28/12	7, vs MIN 10/14/16 (Twice)
STL	5	7, 3 Times	4, vs MIN 9/20/15 (Twice)
BLK	1	4, Twice	4, at CT 9/29/04
FGM	3	13, vs. SEA 7/23/06	9, at CT 9/29/04
3FGM	0	6, at ATL 6/3/08	1, vs. MIN 10/14/16 (6 times)
FTM	1	11, Twice	7, at CT 9/27/04
MINs	23:27	48, vs. IND 6/18/05	39, at PHX 9/21/13



GAME BY GAME STATS

Date	Opponent	MIN	FG-A	PCT	3PM-A	PCT	FTM-A	PCT	OFF	DEF	TOT	AST	STL	BLK	TO	PF	PTS
5/26	@LV	20:00	2 - 4	50.0	-	-	1 - 2	50.0	0	3	3	4	0	0	1	2	5
5/31	CT	DND	Hamstring	-	-	-	-	-	-	-	-	-	-	-	-	-	-
6/4	@NY	DND	Hamstring	-	-	-	-	-	-	-	-	-	-	-	-	-	-
6/6	@CT	DND	Hamstring	-	-	-	-	-	-	-	-	-	-	-	-	-	-
6/8	@MIN	DND	Hamstring	-	-	-	-	-	-	-	-	-	-	-	-	-	-
6/14	@PHO	DND	Hamstring	-	-	-	-	-	-	-	-	-	-	-	-	-	-
6/15	NY	DND	Hamstring	-	-	-	-	-	-	-	-	-	-	-	-	-	-
6/18	WASH	DND	Hamstring	-	-	-	-	-	-	-	-	-	-	-	-	-	-
6/21	@SEA	23:27	3 - 6	50.0	0 - 1	0	2 - 2	100.0	1	2	3	2	0	0	1	1	8
6/23	@PHO	16:08	0 - 3	0	0 - 1	0	-	-	0	1	1	2	0	0	0	2	0
6/27	LV	19:14	0 - 2	0	-	-	2 - 2	100.0	0	3	3	3	5	0	1	1	2
6/30	CHI	DND	-	-	-	-	-	-	-	-	-	-	-	-	-	-	-
7/7	WASH	10:52	2 - 3	66.7	-	-	-	-	0	0	0	0	1	0	0	1	4
7/9	@DAL	18:40	2 - 6	33.3	0 - 1	0	-	-	0	1	1	2	0	1	1	1	4
7/12	@IND	7:46	1-2	50.0	-	-	-	-	0	0	0	1	1	0	0	0	2
7/14	@ATL	DND	Hamstring	-	-	-	-	-	-	-	-	-	-	-	-	-	-
7/18	DAL	DND	Hamstring	-	-	-	-	-	-	-	-	-	-	-	-	-	-
7/20	@NY	DND	Hamstring	-	-	-	-	-	-	-	-	-	-	-	-	-	-
7/23	@ATL	DND	Hamstring	-	-	-	-	-	-	-	-	-	-	-	-	-	-
8/1	LV	DND	Hamstring	-	-	-	-	-	-	-	-	-	-	-	-	-	-
8/4	SEA	DND	Hamstring	-	-	-	-	-	-	-	-	-	-	-	-	-	-
8/8	PHO	DND	Hamstring	-	-	-	-	-	-	-	-	-	-	-	-	-	-
8/11	CHI	DND	Hamstring	-	-	-	-	-	-	-	-	-	-	-	-	-	-
8/14	@DAL	13:12	1-4	25.0	-	-	-	-	0	3	3	1	0	0	0	1	2
8/16	@CHI	25:12	4-5	80.0	1-1	100.0	1-1	100.0	0	1	1	4	1	0	0	2	10
8/20	MIN	19:57	3-5	60.0	-	-	1-2	50.0	1	1	2	1	1	0	1	4	7
8/22	IND	13:03	1 - 1	100.0	-	-	-	-	0	3	3	0	0	0	2	1	2
8/25	CT																
8/27	@WASH																
8/29	@IND																
8/31	@LV																
9/3	ATL																
9/5	SEA																
9/8	MIN																
Totals	-	187	19- 41	46.3	1 - 4	25.0	7 - 9	77.8	2	18	20	20	9	1	7	16	46

#1 ALEXIS JONES GUARD 5-9 05/08/94 BAYLOR 3RD SEASON

2019 Regular Season Averages:

G-GS	PPG	RPG	APG	SPG	BPG	MPG	FG%	3FG%	FT%
15-1	4.6	1.3	2.1	0.4	0.3	14.0	41.7	34.6	76.9

	2019 Season Highs	Career Highs	Playoff Career Highs
PTS	15	15, vs. MN 8/20/19	9, at LA 9/26/17
REB	2	4, vs. IND 8/30/17	2, at LA 9/26/17
AST	4	5, vs. CHI 9/1/17	4, at LA 9/26/17
STL	2	3 vs. IND, 8/18/17	--
BLK	2	2 vs. LV, 5/26/19	--
FGM	5	5, vs. MN 8/20/19	3, at LA 9/26/17
3FGM	3	3, three times	3, at LA 9/26/17
FTM	2	2, three times	--
MIN	20:43	28, vs. LA 6/3/18	17, at LA 9/26/17



GAME BY GAME STATS

Date	Opponent	MIN	FG-A	PCT	3PM-A	PCT	FTM-A	PCT	OFF	DEF	TOT	AST	STL	BLK	TO	PF	PTS
5/26	@LV	16	0 - 4	-	0 - 2	-	0 - 0	-	0	2	2	4	0	2	0	2	0
5/31	CT	15	1 - 7	.143	0 - 3	-	0 - 0	-	0	2	2	4	0	0	0	1	2
6/4	@NY	16:55	4 - 6	66.7	1 - 2	50.0	1 - 1	100.0	0	1	1	2	0	0	1	1	10
6/6	@CT	20	1 - 4	25.0	0 - 2	-	2 - 2	100.0	0	2	2	4	1	0	3	3	4
6/8	@MIN	DNP	-	-	-	-	-	-	-	-	-	-	-	-	-	-	-
6/14	@PHO	8:18	0 - 1	-	-	-	-	-	0	1	1	0	0	0	1	0	0
6/15	NY	14:55	3 - 4	75.0	3 - 3	100.0	-	-	0	0	0	2	0	0	3	3	9
6/18	WASH	DNP	CD	-	-	-	-	-	-	-	-	-	-	-	-	-	-
6/21	@SEA	DNP	CD	-	-	-	-	-	-	-	-	-	-	-	-	-	-
6/23	@PHO	15:22	3 - 5	60.0	1 - 1	100.0	1 - 2	50.0	0	0	0	1	0	0	1	2	8
6/27	LV	DNP	Knee	-	-	-	-	-	-	-	-	-	-	-	-	-	-
6/30	CHI	DNP	Knee	-	-	-	-	-	-	-	-	-	-	-	-	-	-
7/7	WASH	DNP	Knee	-	-	-	-	-	-	-	-	-	-	-	-	-	-
7/9	@DAL	DNP	Knee	-	-	-	-	-	-	-	-	-	-	-	-	-	-
7/12	@IND	DNP	Knee	-	-	-	-	-	-	-	-	-	-	-	-	-	-
7/14	@ATL	DNP	Knee	-	-	-	-	-	-	-	-	-	-	-	-	-	-
7/18	DAL	DNP	Knee	-	-	-	-	-	-	-	-	-	-	-	-	-	-
7/20	@NY	DNP	Knee	-	-	-	-	-	-	-	-	-	-	-	-	-	-
7/23	@ATL	DNP	Knee	-	-	-	-	-	-	-	-	-	-	-	-	-	-
8/1	LV	20:43	3 - 9	33.3	1 - 6	16.7	-	-	1	3	4	2	0	0	2	2	7
8/4	SEA	20:16	1-3	33.3	0-1	0.0	0-0	-	0	2	2	4	2	1	3	1	2
8/8	PHO	13:34	3 - 4	75.0	1 - 1	100.0	-	-	1	1	2	3	0	0	1	1	7
8/11	CHI	11:07	0 - 1	0	-	-	1 - 2	50.0	0	0	0	2	2	0	3	3	1
8/14	@DAL	6:53	1-3	33.3	0-1	0.0	2-2	100.0	0	0	0	0	1	1	1	2	4
8/16	@CHI	5:45	0-1	0.0	-	-	-	-	0	0	0	0	0	0	0	2	0
8/20	MIN	15:57	5-7	71.4	2-4	50.0	3-4	75.0	0	2	2	0	0	0	5	2	15
8/22	IND	10:32	0 - 1	0.0	-	-	-	-	0	1	1	4	0	1	1	1	0
8/25	CT																
8/27	@WASH																
8/29	@IND																
8/31	@LV																
9/3	ATL																
9/5	SEA																
9/8	MIN																
Totals	-	210	25-60	41.7	9-26	34.6	10-13	76.9	2	17	19	32	6	4	25	26	69

2019 Regular Season Averages:

G-GS	PPG	RPG	APG	SPG	BPG	MPG	FG%	3FG%	FT%
16 - 7	11.4	2.8	1.8	1.2	0.1	25.5	37.4	37.6	86.2

	2019 Season Highs	Career Highs	Playoff Career Highs
PTS	25	51, vs. SA 9/8/13	17, vs MIN 8/21/18
REB	5	9, vs. SEA 9/12/13	3, vs MIN 8/21/18
AST	4	6 (3 Times)	1, vs. vs MIN 8/23/18 (3 times)
STL	2	5 (3 Times)	2, vs MIN 8/21/18
BLK	1	2 (5 Times)	--
FGM	7	17, SA 9/8/13	3, vs MIN 8/21/18
3FGM	5	8, vs. SA 9/8/13	3, vs MIN 8/21/18
FTM	7	18, at ATL 7/7/15	2, vs MIN 8/21/18 (Twice)
MINS	40	40, ATL 7/14/19	26, vs MIN 8/23/18



GAME BY GAME STATS

Date	Opponent	MIN	FG-A	PCT	3PM-A	PCT	FTM-A	PCT	OFF	DEF	TOT	AST	STL	BLK	TO	PF	PTS
5/26	@LV	17	1 - 4	25.0	1 - 2	50.0	1 - 2	50.0	1	1	2	0	0	0	2	3	4
5/31	CT	19:41	2 - 8	25.0	1 - 4	25.0	2 - 2	100.0	0	1	1	0	1	0	2	2	7
6/4	@NY	14:43	0 - 5	0	0 - 3	0	-	-	0	4	4	1	2	0	0	0	0
6/6	@CT	DND	CD	-	-	-	-	-	-	-	-	-	-	-	-	-	-
6/8	@MN	23:44	7 - 16	43.8	4 - 9	44.4	7 - 7	100.0	1	3	4	4	2	0	2	4	25
6/14	@PHO	28:32	4 - 10	40.0	3 - 5	60.0	-	-	0	2	2	3	2	1	0	1	11
6/15	NY	25:44	3 - 12	25.0	2 - 7	28.6	-	-	0	3	3	1	2	0	1	3	8
6/18	WASH	19:29	1 - 4	25.0	0 - 2	0.0	-	-	0	0	0	0	2	0	3	3	2
6/21	@SEA	19:07	2 - 5	40.0	2 - 3	66.7	1 - 2	50.0	0	3	3	1	2	0	0	1	7
6/23	@PHO	27:25	2 - 7	28.6	1 - 4	25.0	2 - 2	100.0	0	1	1	3	0	0	1	3	7
6/27	LV	35:44	7 - 16	43.8	3 - 6	50.0	1 - 1	100.0	1	4	5	2	0	0	2	1	18
6/30	CHI	29:55	5 - 11	45.5	3 - 8	37.5	6 - 7	85.7	1	2	3	3	1	0	2	3	19
7/7	WASH	27:03	6 - 11	54.5	5 - 10	50.0	2 - 2	100.0	1	3	4	1	1	0	1	3	19
7/9	@DAL	32:21	6 - 14	42.9	2 - 4	50.0	-	-	2	1	3	2	1	0	2	3	14
7/12	@IND	19:50	3 - 9	33.3	2 - 6	33.3	-	-	0	1	1	4	2	0	1	2	8
7/14	@ATL	39:41	8 - 19	42.1	5 - 12	41.0	2 - 2	100.0	1	3	4	0	1	0	0	3	23
7/18	DAL	SUSP	-	-	-	-	-	-	-	-	-	-	-	-	-	-	-
7/20	@NY	SUSP	-	-	-	-	-	-	-	-	-	-	-	-	-	-	-
7/23	@ATL	SUSP	-	-	-	-	-	-	-	-	-	-	-	-	-	-	-
8/1	LV	SUSP	-	-	-	-	-	-	-	-	-	-	-	-	-	-	-
8/4	SEA	SUSP	-	-	-	-	-	-	-	-	-	-	-	-	-	-	-
8/8	PHO	SUSP	-	-	-	-	-	-	-	-	-	-	-	-	-	-	-
8/11	CHI	SUSP	-	-	-	-	-	-	-	-	-	-	-	-	-	-	-
8/14	@DAL	SUSP	-	-	-	-	-	-	-	-	-	-	-	-	-	-	-
8/16	@CHI	SUSP	-	-	-	-	-	-	-	-	-	-	-	-	-	-	-
8/20	MIN	SUSP	-	-	-	-	-	-	-	-	-	-	-	-	-	-	-
8/22	IND	27:45	4 - 12	33.3	1 - 8	12.5	1 - 2	50.0	1	4	5	3	0	1	2	2	10
8/25	CT																
8/27	@WASH																
8/29	@IND																
8/31	@LV																
9/3	ATL																
9/5	SEA																
9/8	MIN																
Totals	-	408	61-163	37.4	35-93	37.6	25-29	86.2	9	36	45	28	19	2	21	37	182

#3	CANDACE PARKER	FORWARD/CENTER	6-4	4/19/86	TENNESSEE	11TH SEASON
----	----------------	----------------	-----	---------	-----------	-------------

2019 Regular Season Averages:

G-GS	PPG	RPG	APG	SPG	BPG	MPG	FG%	3FG%	FT%
15 - 15	10.0	6.4	3.3	1.1	0.8	25.4	38.4	27.9	80.0

	2019 Season Highs	Career Highs	Playoff Career Highs
PTS	21	40, vs HOU 7/9/08	33, vs. MIN 10/7/12
REB	11	20, at SA 6/1/13	18, at PHO 9/25/09
AST	6	11, at WAS 6/15 /18	11, at PHO 9/17/17
STL	4	8, vs IND 8/18/15	5, vs. MIN 9/29/17
BLK	4	9, vs TUL 6/20/12	4, at MIN 10/4/17 (5 Times)
FGM	9	15, vs HOU 7/9/08	14, vs. MIN 10/7/12
3FGM	3	5, Twice	3, at CHI 10/4/16 (4 Times)
FTM	5	14 vs. SEA 7/25/13	15, at CHI 10/4/16
MINS	31:52	48, Twice	40, at MIN 9/22/15 (4 Times)



GAME BY GAME STATS

Date	Opponent	MIN	FG-A	PCT	3PM-A	PCT	FTM-A	PCT	OFF	DEF	TOT	AST	STL	BLK	TO	PF	PTS
5/26	@LV	DND	Hamstring	-	-	-	-	-	-	-	-	-	-	-	-	-	-
5/31	CT	DND	Hamstring	-	-	-	-	-	-	-	-	-	-	-	-	-	-
6/4	@NY	DND	Hamstring	-	-	-	-	-	-	-	-	-	-	-	-	-	-
6/6	@CT	DND	Hamstring	-	-	-	-	-	-	-	-	-	-	-	-	-	-
6/8	@MIN	DND	Hamstring	-	-	-	-	-	-	-	-	-	-	-	-	-	-
6/14	@PHO	DND	Hamstring	-	-	-	-	-	-	-	-	-	-	-	-	-	-
6/15	NY	DND	Hamstring	-	-	-	-	-	-	-	-	-	-	-	-	-	-
6/18	WASH	24:41	1 - 9	11.1	0-3	0.0	1 - 2	50.0	1	4	5	3	2	0	6	1	3
6/21	@SEA	22:47	1 - 9	11.1	0-4	0.0	-	-	1	3	4	2	0	2	1	0	2
6/23	@PHO	28:28	3 - 10	30.0	2 - 4	50.0	4 - 4	100.0	1	10	11	3	0	0	2	1	12
6/27	LV	31:52	6 - 12	50.0	2 - 4	50.0	4 - 5	80.0	1	8	9	3	4	2	9	1	18
6/30	CHI	21:43	5 - 10	50.0	1 - 2	50.0	1 - 1	100.0	1	5	6	3	1	1	0	3	12
7/7	WASH	27:55	2 - 8	25.0	0 - 1	0	3 - 5	60.0	0	7	7	4	0	1	1	1	7
7/9	@DAL	6:11	1 - 2	50.0	-	-	-	-	1	2	3	1	0	0	2	0	2
7/12	@IND	DND	Ankle	-	-	-	-	-	-	-	-	-	-	-	-	-	-
7/14	@ATL	DND	Ankle	-	-	-	-	-	-	-	-	-	-	-	-	-	-
7/18	DAL	DND	Ankle	-	-	-	-	-	-	-	-	-	-	-	-	-	-
7/20	@NY	NWT	Ankle	-	-	-	-	-	-	-	-	-	-	-	-	-	-
7/23	@ATL	NWT	Ankle	-	-	-	-	-	-	-	-	-	-	-	-	-	-
8/1	LV	27:59	5 - 9	55.6	3 - 3	100.0	3-3	100.0	0	7	7	3	3	4	3	2	16
8/4	SEA	24:44	9-16	56.3	0-4	0.0	3-3	100.0	1	6	7	2	2	0	3	1	21
8/8	PHO	29:11	3 - 8	37.5	1-3	33.3	5-7	71.4	1	10	11	6	0	1	2	1	12
8/11	CHI	30:21	2 - 6	33.3	0 - 2	0	4 - 4	100.0	0	2	2	5	1	0	2	3	8
8/14	@DAL	28:26	2-8	25.0	0-3	0	0-0	0	1	1	2	2	1	0	3	3	4
8/16	@CHI	29:35	2-9	22.2	1-4	25.0	0-0	0	1	4	5	4	3	2	2	2	5
8/20	MIN	26:51	8-14	57.1	2-4	50.0	2-2	100.0	2	8	10	3	0	1	1	3	20
8/22	IND	19:48	3 - 8	37.5	0 - 2	0.0	2 - 4	50.0	0	3	3	5	0	0	0	2	8
8/25	CT																
8/27	@WASH																
8/29	@IND																
8/31	@LV																
9/3	ATL																
9/5	SEA																
9/8	MIN																
Totals	-	381	53-138	38.4	12-43	27.9	32-40	80.0	12	84	96	49	17	12	37	24	150

#5	MARINA MABREY	GUARD	5-11	11/14/96	NOTRE DAME	R-SEASON
----	---------------	-------	------	----------	------------	----------

2019 Regular Season Averages:

G-GS	PPG	RPG	APG	SPG	BPG	MPG	FG%	3FG%	FT%
26-0	4.3	1.3	1.0	0.6	0.3	12.3	33.1	26.4	87.5

	2019 Season Highs	Career Highs	Playoff Career Highs
PTS	14	14, @ CT (6/6/19)	–
REB	5	5, vs. WAS (6/19/19)	–
AST	5	5, vs. CHI (6/30/19)	–
STL	3	3, @ MN (6/8/19)	–
BLK	2	2, vs NY (6/14/19)	–
FGM	4	4, @ CT (6/6/19)	–
3FGM	3	3, @ CT (6/6/19)	–
FTM	4	4, @ ATL (7/14/19)	–
MINs	28	28, @CT (6/6/19)	–



GAME BY GAME STATS


Date	Opponent	MIN	FG-A	PCT	3PM-A	PCT	FTM-A	PCT	OFF	DEF	TOT	AST	STL	BLK	TO	PF	PTS
5/26	@LV	20	2 - 4	50.0	2 - 3	66.7	0 - 0	-	1	2	3	0	2	0	2	0	6
5/31	CT	4:51	1 - 2	50.0	1 - 1	100.0	0 - 0	-	0	1	1	0	0	0	1	3	3
6/4	@NY	10:23	0 - 4	-	0 - 2	-	0 - 0	-	0	0	0	1	0	0	0	0	0
6/6	@CT	28:08	4 - 12	33.3	3 - 7	42.9	3 - 3	100.0	1	1	2	2	2	1	0	1	14
6/8	@MIN	11:47	2 - 6	33.3	1 - 5	20.0	0 - 1	-	0	0	0	3	3	0	2	3	5
6/14	@PHO	13:38	2 - 3	66.7	1 - 2	50.0	-	-	0	1	1	2	1	0	0	0	5
6/15	NY	11:52	0-5	-	0-3	-	-	-	0	2	2	1	1	2	0	1	0
6/18	WASH	20:00	2-9	22.2	0-3	0	-	-	1	4	5	1	0	0	3	0	4
6/21	@SEA	14:55	2-6	33.3	1-4	25.0	2-2	100.0	0	0	0	0	0	0	0	0	7
6/23	@PHO	13:04	2 - 5	40.0	-	-	-	-	2	2	4	1	1	1	0	1	4
6/27	LV	13:35	2 - 4	50.0	0 - 2	0	-	-	0	2	2	1	0	0	2	2	4
6/30	CHI	14:09	3 - 6	50.0	1 - 4	25.0	-	-	1	2	3	5	0	0	1	1	7
7/7	WASH	6:23	0 - 2	0	0 - 1	0	-	-	0	0	0	1	0	0	1	0	0
7/9	@DAL	9:51	1 - 3	33.3	1 - 3	33.3	-	-	0	0	0	1	0	0	1	1	3
7/12	@IND	18:17	4 - 9	44.4	2-6	33.3	-	-	0	2	2	3	1	1	1	2	10
7/14	@ATL	15:46	0 - 4	0	0 - 3	0	4 - 4	100.0	0	0	0	1	1	1	0	0	4
7/18	DAL	25:57	4 - 8	50.0	2 - 3	66.7	2 - 2	100.0	0	1	1	1	1	0	1	0	12
7/20	@NY	4:17	0 - 4	0	0 - 1	0	-	-	0	0	0	0	0	0	1	0	0
7/23	@ATL	4:08	0 - 0	-	0-0	-	0-0	-	0	0	0	0	0	0	1	0	0
8/1	LV	1:28	0 - 1	0	0 - 1	0	-	-	0	1	1	0	0	0	1	1	0
8/4	SEA	15:34	3 - 7	42.9	2-5	40.0	2-2	100.0	0	2	2	0	0	1	1	0	10
8/8	PHO	12:35	4 - 8	50.0	1 - 5	20.0	-	-	0	1	1	1	0	0	0	2	9
8/11	CHI	16:12	1 - 5	20.0	1-4	25.0	-	-	0	2	2	0	2	0	0	1	3
8/14	@DAL	2:45	0-2	0	0-1	0	-	-	0	1	1	0	0	0	0	0	0
8/16	@CHI	DNP	CD	-	-	-	-	-	-	-	-	-	-	-	-	-	-
8/20	MIN	2:31	-	-	-	-	-	-	0	0	0	0	0	0	0	0	0
8/22	IND	6:30	1 - 2	50.0	-	-	1 - 2	50.0	0	0	0	2	1	0	0	0	3
8/25	CT																
8/27	@WASH																
8/29	@IND																
8/31	@LV																
9/3	ATL																
9/5	SEA																
9/8	MIN																
Totals	-	319	40-121	33.1	19-72	26.4	14-16	87.5	6	27	33	27	16	7	19	20	113

#7	MARIA VADEEVA	FORWARD/CENTER	6-4	6/16/98	RUSSIA	2ND SEASON
----	---------------	----------------	-----	---------	--------	------------

2019 Regular Season Averages:

G-GS	PPG	RPG	APG	SPG	BPG	MPG	FG%	3FG%	FT%
9-1	9.0	3.8	0.7	1.2	0.3	13.4	51.5	33.3	77.8

	2019 Season Highs	Career Highs	Playoff Career Highs
PTS	24	24, at LV 5/26/19	2, at WSH 8/23/18
REB	7	7, Twice	--
AST	3	3, vs. SEA 8/4/19	--
STL	3	3, vs. MN 8/20/19	--
BLK	3	3, vs. DAL 6/26/18	--
FGM	11	11, at LV 5/26/19	1, at WSH 8/23/18
3FGM	2	2, 2 Times	--
FTM	0	3, at LV 6/29/18	--
MINS	24	24, at LV 5/26/19	3, at WSH 8/23/18



GAME BY GAME STATS

Date	Opponent	MIN	FG-A	PCT	3PM-A	PCT	FTM-A	PCT	OFF	DEF	TOT	AST	STL	BLK	TO	PF	PTS
5/26	@LV	24	11 - 20	55.0	2 - 4	50.0	0 - 1	0.0	1	4	5	1	2	3	3	3	24
5/31	CT	NWT	Overseas	-	-	-	-	-	-	-	-	-	-	-	-	-	-
6/4	@NY	NWT	Overseas	-	-	-	-	-	-	-	-	-	-	-	-	-	-
6/6	@CT	NWT	Overseas	-	-	-	-	-	-	-	-	-	-	-	-	-	-
6/8	@MIN	NWT	Overseas	-	-	-	-	-	-	-	-	-	-	-	-	-	-
6/14	@PHO	NWT	Overseas	-	-	-	-	-	-	-	-	-	-	-	-	-	-
6/15	NY	NWT	Overseas	-	-	-	-	-	-	-	-	-	-	-	-	-	-
6/18	WASH	NWT	Overseas	-	-	-	-	-	-	-	-	-	-	-	-	-	-
6/21	@SEA	NWT	Overseas	-	-	-	-	-	-	-	-	-	-	-	-	-	-
6/23	@PHO	NWT	Overseas	-	-	-	-	-	-	-	-	-	-	-	-	-	-
6/27	LV	NWT	Overseas	-	-	-	-	-	-	-	-	-	-	-	-	-	-
6/30	CHI	NWT	Overseas	-	-	-	-	-	-	-	-	-	-	-	-	-	-
7/7	WASH	NWT	Overseas	-	-	-	-	-	-	-	-	-	-	-	-	-	-
7/9	@DAL	NWT	Overseas	-	-	-	-	-	-	-	-	-	-	-	-	-	-
7/12	@IND	DND	Knee	-	-	-	-	-	-	-	-	-	-	-	-	-	-
7/14	@ATL	DND	Knee	-	-	-	-	-	-	-	-	-	-	-	-	-	-
7/18	DAL	DND	Knee	-	-	-	-	-	-	-	-	-	-	-	-	-	-
7/20	@NY	DND	Knee	-	-	-	-	-	-	-	-	-	-	-	-	-	-
7/23	@ATL	DND	Knee	-	-	-	-	-	-	-	-	-	-	-	-	-	-
8/1	LV	9:03	1 - 7	14.3	0 - 1	0	-	-	0	2	2	0	0	0	0	1	2
8/4	SEA	15:16	5-6	83.3	0-0	-	4-4	100.0	2	2	4	3	2	0	2	2	14
8/8	PHO	11:09	2-4	50.0	1-2	50.0	-	-	0	1	1	0	0	0	1	3	5
8/11	CHI	11:25	5 - 6	83.3	1-1	100.0	1-1	100.0	2	3	5	0	0	0	2	2	12
8/14	@DAL	10:30	4-7	57.1	0-2	0	1-1	100.0	0	3	3	1	1	0	1	4	9
8/16	@CHI	13:54	1-8	12.5	0-1	0	0	0	2	2	4	0	2	0	2	1	2
8/20	MIN	13:08	2-2	100.0	-	-	1-2	50.0	1	2	3	0	3	0	1	0	5
8/22	IND	12:26	4 - 8	50.0	0 - 1	0.0	-	-	1	6	7	1	1	0	2	1	8
8/25	CT																
8/27	@WASH																
8/29	@IND																
8/31	@LV																
9/3	ATL																
9/5	SEA																
9/8	MIN																
Totals	-	121	35-68	51.5	4-12	33.3	7-9	77.8	9	25	34	6	11	3	14	17	81

2019 Regular Season Averages:

G-GS	PPG	RPG	APG	SPG	BPG	MPG	FG%	3FG%	FT%
27-26	7.0	2.6	1.9	0.7	0.7	25.4	39.9	37.9	86.1

	2019 Season Highs	Career Highs	Playoff Career Highs
PTS	23	23, at ATL 7/23/19	17, at NY 9/22/15
REB	7	12, vs. SEA 6/27/17	9, at NY 9/10/17
AST	5	6, six times	4 at NY 9/10/17 (3 times)
STL	2	4, vs. SAN 7/25/17	4, at NY 9/22/15
BLK	3	3, Three times	1, vs. SEA 9/12/18 (8 times)
FGM	7	8, two times	6, at NY 9/22/15
3FGM	6	6, at ATL 7/23/19	2, vs. SEA 9/12/18 (3 times)
FTM	3	9, vs. SAN 8/28/16	6, vs. MIN 9/17/17 (Twice)
MINS	37:10	40, vs. SEA 5/26/16	33, at NY 9/18/15



GAME BY GAME STATS


Date	Opponent	MIN	FG-A	PCT	3PM-A	PCT	FTM-A	PCT	OFF	DEF	TOT	AST	STL	BLK	TO	PF	PTS
5/26	@LV	20	0 - 2	0.0	0 - 0	-	0-0	-	0	1	1	3	1	0	1	1	0
5/31	CT	22:17	2-4	50.0	1-2	50.0	0 - 0	-	1	2	3	3	1	1	3	3	5
6/4	@NY	19:32	1 - 4	25.0	1 - 2	50.0	0-0	-	3	4	7	3	2	3	2	1	3
6/6	@CT	13:17	1 - 4	25.0	0 - 1	-	0 - 0	-	0	2	2	2	1	0	2	0	2
6/8	@MIN	35:08	6 - 11	54.5	2 - 4	50.0	3 - 3	100.0	0	2	2	5	1	3	0	2	17
6/14	@PHO	29:14	4 - 8	50.0	1 - 2	50.0	5 - 6	83.3	1	5	6	0	1	2	0	4	14
6/15	NY	24:14	3-7	42.9	0-1	-	0-0	-	1	2	3	4	0	1	0	4	6
6/18	WASH	20:31	0-5	0.0	0-3	0.0	-	-	0	2	2	0	0	0	1	2	0
6/21	@SEA	23:24	1-4	25.0	0-2	0.0	3-4	75.0	1	1	2	2	1	0	0	0	5
6/23	@PHO	17:57	4 - 5	80.0	3 - 3	100.0	-	-	0	1	1	0	0	1	1	6	11
6/27	LV	21:48	2 - 4	50.0	2 - 3	66.7	2 - 2	100.0	1	1	2	1	0	1	0	3	8
6/30	CHI	26:18	3 - 5	60.0	1 - 2	50.0	1 - 1	100.0	0	1	1	2	0	0	1	2	8
7/7	WASH	26:34	5 - 10	50.0	2 - 4	50.0	-	-	0	1	1	3	0	0	0	1	12
7/9	@DAL	16:18	0 - 2	0	0 - 1	0.0	-	-	1	0	1	2	0	0	1	1	0
7/12	@IND	23:31	1-5	20.0	0-1	0.0	3-4	75.0	1	2	3	3	1	0	0	2	5
7/14	@ATL	35:52	3 - 10	30.0	0 - 4	0	-	-	2	3	5	4	0	0	0	3	6
7/18	DAL	37:10	2 - 10	20.0	0 - 1	0	-	-	1	1	2	0	2	0	1	3	4
7/20	@NY	36:37	4 - 10	40.0	1 - 3	33.3	1 - 2	50.0	0	3	3	2	0	1	2	5	10
7/23	@ATL	35:47	7 - 13	53.8	6 - 9	66.7	3 - 4	75	1	3	4	2	1	2	4	2	23
8/1	LV	34:38	0 - 4	0	0 - 4	0	-	-	0	1	1	0	2	1	1	3	0
8/4	SEA	20:21	2-4	50.0	0-0	-	2-2	100.0	0	1	1	1	0	0	1	4	6
8/8	PHO	31:26	1-4	25.0	1-2	50.0	-	-	0	3	3	2	1	1	1	3	3
8/11	CHI	28:21	3-10	30.0	1-4	25.0	1-1	100.0	2	2	4	2	1	0	2	3	8
8/14	@DAL	27:18	3-5	60.0	1-1	100.0	-	-	0	2	2	0	0	1	0	4	7
8/16	@CHI	21:33	6-8	75.0	0-2	0	4-4	100.0	1	2	3	2	1	0	2	5	16
8/20	MIN	16:52	0-4	0.0	0-2	0	-	-	0	1	1	1	1	0	0	1	0
8/22	IND	20:27	3 - 6	50.0	2 - 3	66.7	3 - 3	100.0	2	1	3	1	1	1	1	2	11
8/25	CT																
8/27	@WASH																
8/29	@IND																
8/31	@LV																
9/3	ATL																
9/5	SEA																
9/8	MIN																
Totals	-	687	67-168	39.9	25-66	37.9	31-36	86.1	19	50	69	50	19	19	27	70	190

#12	CHELSEA GRAY	GUARD	5-11	10/8/92	DUKE	4TH SEASON
-----	--------------	-------	------	---------	------	------------

2019 Regular Season Averages:

G-GS	PPG	RPG	APG	SPG	BPG	MPG	FG%	3FG%	FT%
27-27	14.3	3.9	5.6	1.1	0.1	32.4	41.0	38.0	93.7

	2019 Season Highs	Career Highs	Playoff Career Highs
PTS	29	29, at NY 6/4/19	27, at MIN 9/24/17
REB	10	10, vs. WAS 7/7/19	6, vs. PHO 9/14/17
AST	13	13, vs WAS 7/7/19	9, vs. MIN 10/1/17
STL	5	6, at MN 5/20/18	3, at MIN 10/4/17 (Twice)
BLK	2	3, at Chi 6/17/18	2, vs. MIN 9/29/17
FGM	10	11, at NY 8/14/18	10, at MIN 9/24/17
3FGM	4	5, San Antonio 8/22/17	4, at MIN 9/24/17 (3 times)
FTM	6	6, vs MIN 9/6/16	6, at MIN 10/9/16
MINS	41:03	48, at CHI 8/18/17	38, vs. PHO 9/14/17



GAME BY GAME STATS

Date	Opponent	MIN	FG-A	PCT	3PM-A	PCT	FTM-A	PCT	OFF	DEF	TOI	AST	STL	BLK	TO	PF	PTS
5/26	@LV	24	3 - 9	33.3	0 - 2	0.0	2 - 2	100.0	1	1	2	4	1	2	3	0	8
5/31	CT	33:43	5 - 15	33.3	0 - 1	0.0	6 - 7	85.7	1	3	4	4	1	0	1	1	16
6/4	@NY	31:34	10 - 20	50.0	4 - 7	57.1	5 - 5	100.0	0	3	3	4	0	0	2	1	29
6/6	@CT	32:25	1 - 6	16.7	0 - 2	-	2 - 2	100.0	0	1	1	6	1	0	8	3	4
6/8	@MIN	30:55	8 - 12	66.7	1 - 1	100.0	4 - 4	100.0	1	2	3	4	0	0	4	3	21
6/14	@PHO	31:15	8 - 16	50.0	4 - 6	66.7	1 - 1	100.0	0	3	3	9	1	0	1	2	21
6/15	NY	28:58	8-16	50.0	2-5	40.0	0-0	-	1	3	4	6	1	0	4	1	18
6/18	WASH	27:21	4-12	33.3	0 - 3	0.0	-	-	1	6	7	2	1	0	3	1	8
6/21	@SEA	25:12	3-9	33.3	1 - 4	25.0	-	-	0	2	2	1	1	0	2	1	7
6/23	@PHO	30:17	2 - 13	15.3	0 - 4	0.0	3 - 3	100.0	0	3	3	7	1	0	2	2	7
6/27	LV	29:39	8 - 17	47.1	1 - 3	33.3	1 - 1	100.0	0	4	4	6	1	0	0	0	18
6/30	CHI	28:59	6 - 13	46.2	1 - 2	50.0	1 - 1	100.0	0	5	5	5	1	0	3	1	13
7/7	WASH	33:37	5 - 12	41.7	2 - 4	50.0	1 - 1	100.0	1	9	10	13	0	0	2	0	13
7/9	@DAL	33:07	1 - 8	12.5	0 - 4	0	1 - 1	100.0	1	1	2	4	1	0	6	1	3
7/12	@IND	31:47	4-9	44.4	3-4	75.0	4-4	100.0	1	4	5	6	2	0	2	2	15
7/14	@ATL	41:03	4 - 12	33.3	0 - 1	0	2 - 2	100.0	1	5	6	9	1	0	2	0	10
7/18	DAL	29:52	5 - 13	38.5	0 - 1	0	1 - 2	50.0	0	9	9	4	3	0	3	4	11
7/20	@NY	34:04	7 - 14	50.0	3 - 7	42.9	2 - 2	100.0	0	2	2	5	5	0	2	5	19
7/23	@ATL	38:37	4 - 14	28.6	1 - 2	50.0	1 - 1	100.0	0	3	3	6	1	0	2	1	10
8/1	LV	35:06	7 - 17	41.2	1 - 4	25.0	1 - 1	100.0	0	3	3	10	0	0	3	2	16
8/4	SEA	35:44	3-8	37.5	3-6	50.0	1-2	50.0	1	1	2	8	1	0	4	0	10
8/8	PHO	34:04	4-13	30.8	0-3	0	2-3	66.7	0	3	3	5	2	0	5	2	10
8/11	CHI	34:23	10-20	50.0	3-5	60.0	3-3	100.0	2	2	4	6	1	0	7	1	26
8/14	@DAL	37:21	8-18	44.4	1-4	25.0	5-5	100.0	0	1	1	7	0	0	7	1	22
8/16	@CHI	39:19	8-17	47.1	2-5	40.0	7-7	100.0	0	5	5	5	0	0	3	1	25
8/20	MIN	35:37	5-12	41.7	3-5	60.0	4-4	100.0	0	4	4	2	2	0	2	1	17
8/22	IND	25:20	4 - 9	44.4	2 - 4	50.0	-	-	0	4	4	4	0	0	4	2	10
8/25	CT																
8/27	@WASH																
8/29	@IND																
8/31	@LV																
9/3	ATL																
9/5	SEA																
9/8	MIN																
Totals	-	874	145-354	41.0	38-100	38.0	59-63	93.7	12	92	104	152	29	2	87	39	387

2019 Regular Season Averages:

G-GS	PPG	RPG	APG	SPG	BPG	MPG	FG%	3FG%	FT%
25-13	10.1	6.1	1.0	1.2	0.8	23.4	47.2	33.3	79.8

	2019 Season Highs	Career Highs	Playoff Career Highs
PTS	26	30, vs. SEA 6/15/18	2, vs. PHX 8/23/18
REB	14	17, vs. NY 6/29/14	3, vs. PHX 8/23/18
AST	4	4, vs. NY 6/14/19	1, vs. PHX 8/23/18
STL	3	4, two times	2, vs. PHX 8/23/18
BLK	2	7, vs. DAL 7/20/16	—
FGM	9	13, vs. SEA 6/15/18	1, vs. PHX 8/23/18
3FGM	1	1, Twice	—
FTM	8	8, Twice	—
MINS	36	40, two times	19



GAME BY GAME STATS

Date	Opponent	MIN	FG-A	PCT	3PM-A	PCT	FTM-A	PCT	OFF	DEF	TOT	AST	STL	BLK	TO	PF	PTS
5/26	@LV	20	1 - 10	10.0	-	-	-	-	0	6	6	0	2	0	0	4	2
5/31	CT	32:11	7 - 11	63.6	-	-	6 - 6	100.0	4	3	7	2	1	1	0	5	20
6/4	@NY	35:43	5 - 13	38.5	-	-	5 - 6	83.3	5	5	10	2	2	2	3	3	15
6/6	@CT	30:22	9 - 11	81.8	-	-	1 - 2	50.0	3	0	3	1	3	2	0	1	19
6/8	@MIN	29:52	6 - 12	50.0	0 - 1	0.0	2 - 2	100.0	5	4	9	0	1	1	2	4	14
6/14	@PHO	15:00	4 - 7	57.1	-	-	-	-	1	1	2	0	1	0	1	4	8
6/15	NY	34:25	12 - 20	60.0	-	-	2-3	66.7	7	7	14	4	1	0	1	4	26
6/18	WASH	27:58	3 - 7	42.9	-	-	0-2	0.0	2	5	7	1	1	0	4	3	6
6/21	@SEA	26:57	2 - 9	22.0	0 - 1	0.0	-	-	1	5	6	1	0	1	4	5	4
6/23	@PHO	23:30	6 - 9	66.7	-	-	0 - 1	0.0	2	3	5	0	0	0	1	2	12
6/27	LV	25:38	3 - 10	30.0	-	-	-	-	3	7	10	0	1	2	0	4	6
6/30	CHI	18:17	4 - 7	57.1	-	-	2 - 2	100.0	3	4	7	1	2	1	2	2	10
7/7	WASH	12:04	2 - 4	100.0	-	-	-	-	0	0	0	0	0	1	0	3	4
7/9	@DAL	27:55	4 - 8	50.0	1 - 1	100.0	2 - 2	100.0	6	4	10	2	1	2	2	1	11
7/12	@IND	30:33	9-17	52.9	-	-	1-2	50.0	7	2	9	1	2	1	1	3	19
7/14	@ATL	30:42	1 - 8	12.5	-	-	2 - 2	100.0	5	5	10	1	2	2	1	5	4
7/18	DAL	29:22	4 - 8	50.0	-	-	4 - 4	100.0	2	4	6	2	1	0	0	3	12
7/20	@NY	27:07	4 - 8	50.0	-	-	8 - 10	80.0	2	5	7	1	1	1	1	6	16
7/23	@ATL	25:19	10 - 14	71.4	-	-	5 - 5	100.0	7	5	12	3	1	2	2	5	15
8/1	LV	DND	JAW	-	-	-	-	-	-	-	-	-	-	-	-	-	-
8/4	SEA	DND	JAW	-	-	-	-	-	-	-	-	-	-	-	-	-	-
8/8	PHO	11:20	1-5	20.0	-	-	-	-	1	1	2	0	2	0	2	5	2
8/11	CHI	13:01	0-4	0	-	-	2-2	100.0	1	1	2	0	2	1	2	2	2
8/14	@DAL	11:21	0-1	0	-	-	-	-	1	1	2	0	0	0	1	1	0
8/16	@CHI	12:53	2-6	33.3	-	-	1-2	50.0	2	0	2	0	1	0	1	3	5
8/20	MIN	16:12	1-2	50.0	-	-	3-4	75.0	1	2	3	1	1	0	3	2	5
8/22	IND	16:23	7 - 8	87.5	-	-	1 - 2	50.0	0	1	1	1	1	0	0	4	15
8/25	CT																
8/27	@WASH																
8/29	@IND																
8/31	@LV																
9/3	ATL																
9/5	SEA																
9/8	MIN																
Totals	-	584	102-216	47.2	1-3	33.3	47-59	79.7	71	80	152	24	30	20	34	84	252

#21	KALANI BROWN	CENTER	6-7	03/21/97	BAYLOR	R-SEASON
-----	--------------	--------	-----	----------	--------	----------

2019 Regular Season Averages:

G-GS	PPG	RPG	APG	SPG	BPG	MPG	FG%	3FG%	FT%
21-0	5.5	3.9	0.6	0.3	0.9	14.7	47.8	-	78.4

	2018 Season Highs	Career Highs	Playoff Career Highs
PTS	12	12, Twice	–
REB	8	8, at ATL 7/23/19	–
AST	2	2, Twice	–
STL	1	1, Four Times	–
BLK	3	3, @CHI 6/30/19	–
FGM	6	6, @ ATL (7/14/19)	–
3FGM	--	--	–
FTM	4	4, vs. LV (6/27/19)	–
MINs	22:30	22:30, vs. LV (6/27/19)	–



GAME BY GAME STATS

Date	Opponent	MIN	FG-A	PCT	3PM-A	PCT	FTM-A	PCT	OFF	DEF	TOT	AST	STL	BLK	TO	PF	PTS
5/26	@LV	16	1 - 4	25.0	-	-	2 - 2	100.0	0	5	5	0	1	2	1	1	4
5/31	CT	9:44	1 - 1	100.0	-	-	-	-	0	2	2	1	1	0	1	2	2
6/4	@NY	11:59	2 - 4	50.0	-	-	0 - 2	0	3	2	5	0	0	1	1	4	4
6/6	@CT	9:16	1 - 3	33.3	-	-	2 - 2	100.0	0	1	1	0	1	0	3	1	4
6/8	@MIN	13:18	1 - 3	33.3	-	-	-	-	1	3	4	0	0	0	2	3	2
6/14	@PHO	21:04	3 - 6	50.0	-	-	-	-	2	3	5	0	0	1	2	4	6
6/15	NY	12:42	0-4	-	-	-	2-2	100.0	2	2	4	0	0	0	1	3	2
6/18	WASH	13:56	1-3	33.3	-	-	3 - 4	75.0	1	2	3	1	0	1	2	1	5
6/21	@SEA	17:39	3 - 5	60.0	-	-	-	-	1	2	3	2	0	1	1	2	6
6/23	@PHO	DNP	CD	-	-	-	-	-	-	-	-	-	-	-	-	-	-
6/27	LV	22:30	4 - 10	40.0	-	-	4 - 4	100.0	2	2	4	1	0	1	0	1	12
6/30	CHI	14:33	2 - 3	66.7	-	-	2 - 2	100.0	0	2	2	2	0	3	1	0	6
7/7	WASH	9:37	0 - 3	0	-	-	-	-	3	2	5	1	1	0	0	1	0
7/9	@DAL	16:02	3 - 5	60.0	-	-	2 - 3	66.7	2	3	5	0	0	0	2	0	8
7/12	@IND	15:38	3-7	42.9	-	-	3-3	100.0	3	2	5	0	0	0	1	1	9
7/14	@ATL	20:12	6 - 10	60.0	-	-	-	-	1	1	2	0	0	1	0	4	12
7/18	DAL	14:03	1 - 1	100.0	-	-	3 - 4	75.0	2	3	5	1	0	1	1	1	5
7/20	@NY	19:34	2 - 2	100.0	-	-	-	-	0	1	1	1	0	1	1	4	4
7/23	@ATL	17:05	1 - 4	25.0	-	-	1 - 2	50.0	2	6	8	1	1	1	3	3	3
8/1	LV	12:33	3 - 5	60.0	-	-	1 - 1	100.0	3	1	4	0	0	2	1	2	7
8/4	SEA	10:12	2-3	66.7	-	-	-	-	0	2	2	1	0	1	2	3	4
8/8	PHO	DNP	CD	-	-	-	-	-	-	-	-	-	-	-	-	-	-
8/11	CHI	DNP	CD	-	-	-	-	-	-	-	-	-	-	-	-	-	-
8/14	@DAL	DNP	CD	-	-	-	-	-	-	-	-	-	-	-	-	-	-
-8/16	@CHI	DNP	CD	-	-	-	-	-	-	-	-	-	-	-	-	-	-
8/20	MIN	DNP	CD	-	-	-	-	-	-	-	-	-	-	-	-	-	-
8/22	IND	10:45	3 - 4	75.0	-	-	4 - 6	66.7	1	3	4	1	1	1	0	0	10
8/25	CT																
8/27	@WASH																
8/29	@IND																
8/31	@LV																
9/3	ATL																
9/5	SEA																
9/8	MIN																
Totals	-	308	43-90	47.8	0-0	-	29-37	78.4	30	51	81	13	6	18	26	38	115

#24	SYDNEY WIESE	GUARD	6-0	6/16/95	OREGON STATE	2ND SEASON
-----	--------------	-------	-----	---------	--------------	------------

2019 Regular Season Averages:

G-GS	PPG	RPG	APG	SPG	BPG	MPG	FG%	3FG%	FT%
25-16	5.0	1.2	1.7	0.4	0.2	21.2	39.7	40.0	100.0

	2019 Season Highs	Career Highs	Playoff Career Highs
PTS	12	22 vs WAS 5/19/17	--
REB	4	4 vs. CT 5/31/19	--
AST	6	6, at NY 7/20/19	--
STL	4	4, at ATL 7/23/19	--
BLK	1	1, 9 times	--
FGM	4	8 vs WAS 5/19/17	--
3FGM	3	6 vs WAS 5/19/17	--
FTM	2	3, vs. NY 8/4/17	--
MINS	30	30 vs CT 5/31/19	3, vs. PHO 5/19/17



GAME BY GAME STATS

Date	Opponent	MIN	FG-A	PCT	3PM-A	PCT	FTM-A	PCT	OFF	DEF	TOT	AST	STL	BLK	TO	PF	PTS
5/26	@LV	2	0 - 0	0.0	0 - 0	0.0	0 - 0	-	0	0	0	0	0	0	0	0	0
5/31	CT	29:44	1 - 5	20.0	1 - 4	25.0	0 - 0	-	0	4	4	0	1	1	1	0	3
6/4	@NY	26:52	3 - 8	37.5	2 - 4	50.0	0 - 0	-	0	1	1	0	0	0	2	1	8
6/6	@CT	26:30	3 - 8	37.5	1 - 6	16.7	0 - 0	-	0	2	2	4	0	1	0	2	7
6/8	@MIN	15:34	0 - 5	-	0 - 2	-	0 - 0	-	0	0	0	0	2	1	1	0	0
6/14	@PHO	15:17	2 - 2	100.0	-	-	-	-	0	1	1	2	0	0	1	1	4
6/15	NY	14:16	1-3	33.3	1-2	50.0	0-0	-	0	3	3	2	0	0	1	0	3
6/18	WASH	17:20	4-7	57.1	2-3	66.7	2-2	100.0	2	1	3	1	1	0	2	1	12
6/21	@SEA	13:53	2-3	66.7	1-4	25.0	2-2	100.0	0	0	0	0	0	0	0	0	7
6/23	@PHO	DNP	CD	-	-	-	-	-	-	-	-	-	-	-	-	-	-
6/27	LV	DNP	CD	-	-	-	-	-	-	-	-	-	-	-	-	-	-
6/30	CHI	20:41	4 - 6	66.7	3 - 5	60.0	-	-	1	2	3	0	0	0	2	1	11
7/7	WASH	15:39	3 - 6	50.0	2 - 4	50.0	-	-	0	2	2	0	0	1	0	2	8
7/9	@DAL	9:42	1 - 4	25.0	0 - 1	0.0	-	-	0	1	1	0	1	0	0	0	2
7/12	@IND	18:54	0-3	0.0	0-3	0.0	-	-	0	0	0	1	1	0	3	0	0
7/14	@ATL	6:31	0 - 3	0	0 - 3	0	-	-	0	1	1	0	0	0	0	0	0
7/18	DAL	26:49	1 - 5	20.0	1 - 4	25.0	-	-	0	1	1	2	0	0	3	1	3
7/20	@NY	26:43	2 - 6	33.0	2 - 5	40.0	-	-	0	1	1	6	0	1	2	3	6
7/23	@ATL	27:17	1 - 7	14.3	1 - 4	25.0	-	-	0	0	0	2	4	0	0	0	3
8/1	LV	28:05	3 - 4	75.0	3 - 4	75.0	-	-	0	0	0	3	0	0	0	2	9
8/4	SEA	28:04	1-2	50.0	1-2	50.0	-	-	0	1	1	3	0	0	0	0	3
8/8	PHO	29:23	4-4	100.0	3-3	100.0	1-1	100.0	0	0	0	2	1	0	0	1	12
8/11	CHI	26:33	3-5	60.0	1-3	33.3	-	-	0	2	2	2	0	0	2	2	7
8/14	@DAL	29:46	3-6	50.0	3-4	75.0	-	-	0	0	0	3	0	0	0	1	9
8/16	@CHI	28:14	1-7	14.3	0-3	0	-	-	0	0	0	5	0	0	0	1	2
8/20	MIN	29:05	2-6	33.3	0-3	0	-	-	0	0	0	2	0	0	1	1	4
8/22	IND	16:23	1-1	100.0	1-1	100.0	1-1	100.0	0	3	3	2	0	0	1	2	4
8/25	CT																
8/27	@WASH																
8/29	@IND																
8/31	@LV																
9/3	ATL																
9/5	SEA																
9/8	MIN																
Totals	-	530	46-116	40.0	30-75	40.0	4-4	100.0	3	27	30	43	11	6	24	23	126

2019 Regular Season Averages:

G-GS	PPG	RPG	APG	SPG	BPG	MPG	FG%	3FG%	FT%
26-26	16.7	9.3	2.0	2.0	0.5	29.2	49.3	36.5	83.1

	2019 Season Highs	Career Highs	Playoff Career Highs
PTS	31	38 vs. ATL 6/30/16	27, vs. CHI 9/28/16
REB	15	20, at IND 7/12/12	14, vs. PHO 9/19/13
AST	5	8, Twice	6, vs. CHI 10/28/16
STL	6	6, Twice	4, at CHI 10/4/16
BLK	2	5 vs. ATL 6/30/16	3, at CHI 10/4/16
FGM	11	13 vs. ATL 6/30/16	11, vs. CHI 9/28/16
3FGM	5	5 vs. WAS 7/7/19	2, vs. MIN 10/14/16
FTM	5	14 vs. WAS, 9/3/15	7, vs. MIN 8/21/18(Twice)
MINS	36:35	47 vs. CHI 8/18/17	38, at MIN 9/18/15



GAME BY GAME STATS

Date	Opponent	MIN	FG-A	PCT	3PM-A	PCT	FTM-A	PCT	OFF	DEF	TOT	AST	STL	BLK	TO	PF	PTS
5/26	@LV	20	7 - 16	43.8	2 - 4	50.0	3 - 4	75.0	6	5	11	1	0	0	1	5	17
5/31	CT	33:10	8 - 19	42.1	2 - 5	40.0	1 - 2	50.0	3	12	15	1	0	1	1	5	19
6/4	@NY	32:16	2 - 14	14.3	0 - 1	-	5 - 6	83.3	2	7	9	2	3	0	1	4	9
6/6	@CT	28:18	8 - 11	72.7	4 - 4	100.0	1 - 1	100.0	1	9	10	1	3	0	5	4	21
6/8	@MIN	33:39	2 - 7	28.6	1 - 3	33.3	0 - 0	-	3	6	9	2	4	0	2	2	5
6/14	@PHO	33:17	7 - 11	63.6	0 - 2	0	2 - 2	100.0	1	7	8	3	1	0	3	4	16
6/15	NY	32:52	9-13	69.2	0-2	-	0-0	-	1	8	9	2	0	0	3	6	20
6/18	WASH	28:43	3-10	30.0	1-2	50.0	5 - 8	62.5	2	4	6	1	2	0	2	0	12
6/21	@SEA	12:37	4-5	80.0	-	-	2-2	100.0	0	5	5	1	0	1	3	4	10
6/23	@PHO	27:49	4 - 13	30.7	1 - 3	33.3	2 - 2	100.0	5	8	13	2	0	0	2	5	11
6/27	LV	DNP	REST	-	-	-	-	-	-	-	-	-	-	-	-	-	-
6/30	CHI	25:23	3 - 10	30.0	-	-	2 - 2	100.0	3	3	6	0	3	1	3	2	8
7/7	WASH	30:12	11 - 15	73.3	5 - 7	71.4	4 - 4	100.0	2	8	10	1	1	2	1	3	31
7/9	@DAL	29:52	7 - 19	36.8	0 - 4	0.0	1 - 1	100.0	4	6	10	2	2	1	4	4	15
7/12	@IND	33:42	9-17	52.9	0-2	0.0	4-4	100.0	1	5	6	4	6	0	3	1	22
7/14	@ATL	35:12	8 - 21	38.1	1 - 3	33.3	0 - 2	0	6	9	15	2	3	2	2	2	17
7/18	DAL	36:35	6 - 15	40.0	1 - 3	33.3	9 - 9	100.0	3	4	7	3	2	0	2	2	22
7/20	@NY	32:54	8 - 16	50.0	3 - 5	60.0	1 - 2	50.0	3	9	12	3	1	2	2	4	20
7/23	@ATL	34:54	10 - 14	71.4	1 - 2	50.0	3 - 3	100.0	1	8	9	5	2	0	1	3	24
8/1	LV	30:24	8 - 15	53.3	1 - 3	33.3	2 - 2	100.0	1	10	11	1	2	0	1	3	19
8/4	SEA	29:48	6-12	50.0	0-2	0.0	1-2	50.0	1	9	10	1	3	2	0	1	13
8/8	PHO	27:17	9-13	69.2	2-4	50.0	4-4	100.0	2	5	7	3	2	0	1	3	24
8/11	CHI	28:35	8-13	61.5	0-1	0	1-2	50.0	1	11	12	1	1	0	3	3	17
8/14	@DAL	32:26	8-14	57.1	0-2	0	5-6	83.3	2	7	9	2	3	2	2	2	21
8/16	@CHI	23:34	6-10	60.0	0-1	0	4-6	66.7	1	6	7	1	2	0	3	6	16
8/20	MIN	23:48	3-8	37.5	0-1	0	2-2	100.0	2	6	8	4	2	0	2	1	8
8/22	IND	20:38	7 -16	43.8	0 -1	0.0	3 - 3	100.0	5	2	7	3	5	0	0	1	17
8/25	CT																
8/27	@WASH																
8/29	@IND																
8/31	@LV																
9/3	ATL																
9/5	SEA																
9/8	MIN																
Totals	-	758	171-347	49.3	23-63	36.5	69-83	83.1	62	179	241	52	53	14	53	80	434