

LOS ANGELES SPARKS 2019 GAME NOTES



Los Angeles Sparks (15-8) at Dallas Wings (7-17)

August 14, 2019



College Park Center | 5:00 pm (PT) | Fox Sports Southwest, League Pass

PRESEASON SCHEDULE

Date	Opponent	Time/Result	Record
5/11	at Phoenix*	L, 75-82	N/A
5/17	SEATTLE*	W, 92-85	N/A

REGULAR SEASON SCHEDULE

Date	Opponent	Time/Result	Record
5/26	at Las Vegas	L, 70-83	0-1
5/31	CONNECTICUT	W, 77-70	1-1
6/4	at New York	W, 78-73	2-1
6/6	at Connecticut	L, 89-77	2-2
6/8	at Minnesota	W, 89-85	3-2
6/14	at Phoenix	W, 85-68	4-2
6/15	NEW YORK	L, 92-98	4-3
6/18	WASHINGTON	L, 81-52	4-4
6/21	at Seattle	L, 84-62	4-5
6/23	at Phoenix	L, 82-72	4-6
6/27	LAS VEGAS	W, 86-74	5-6
6/30	CHICAGO	W, 94-69	6-6
7/7	WASHINGTON	W, 98-81	7-6
7/9	at Dallas	L, 74-62	7-7
7/12	at Indiana	W, 90-84	8-7
7/14	at Atlanta	W(OT), 76-71	9-7
7/18	DALLAS	W, 69-64	10-7
7/20	at New York	L, 83-78	10-8
7/23	at Atlanta	W, 78-66	11-8
8/1	LAS VEGAS	W, 76-68	12-8
8/4	SEATTLE	W, 83-75	13-8
8/8	PHOENIX	W, 84-74	14-8
8/11	CHICAGO	W, 84-81	15-8
8/14	at Dallas	5:00 p.m.	
8/16	at Chicago	5:00 p.m.	
8/20	MINNESOTA	7:30 p.m.	
8/22	INDIANA	7:30 p.m.	
8/25	CONNECTICUT	2:00 p.m.	
8/27	at Washington	4:00 p.m.	
8/29	at Indiana	4:00 p.m.	
8/31	at Las Vegas	7:30 p.m.	
9/3	ATLANTA	7:30 p.m.	
9/5	SEATTLE	7:30 p.m.	
9/8	MINNESOTA	1:00 p.m.	

* = Preseason

All times listed are Pacific Time

CONTACT INFORMATION

Eli Horowitz

Director, Public Relations and Communications
ehorowitz@la-sparks.com
(847) 644-9932



@LA_Sparks



@LA_Sparks



Los Angeles Sparks

Natalie Gilmore

Coordinator, Public Relations and Communications
ngilmore@la-sparks.com
(661) 714-8051

LAST GAME STARTERS

G	12	CHELSEA GRAY						5'11"		170 LBS					
GP/GS	23/23	PPG	13.7	RPG	3.9	APG	5.8	SPG	1.2	FG%	40.3	3FG%	36.6	MPG	32.0

The 2019 All-Star starter notched a double-double on Aug. 1 against the Aces, her second of the season including her triple-double. She recorded her 500th career assist and scored a career-high 29 points against the Liberty on June 4. Gray also logged a 21-point performance to help the Sparks defeat the Lynx on June 8, eclipsing the 1500-point career milestone. Gray passed Tina Thompson with 1,569 points and entered the top-10 in Sparks scoring history on June 18. The point guard recorded a triple-double (13 points, 13 assists and 10 rebounds) on July 7, the eighth in WNBA history. This stat line also included a career high in assists and rebounds.

G	24	SYDNEY WIESE			6'1"		165 LBS		
GP/GS	21/13	PPG 5.1	RPG 1.3	APG 1.5	SPG 0.5	FG% 40.6	3FG% 40.6	MPG 20.3	

Drafted in 2017, Wiese scored a season-high 22 points against the Mystics on May 19, 2017 and set the Sparks individual season high with six 3-pointers. The guard has started 13 games this season compared to zero starts last season. She is averaging 5.1 points in 20.3 minutes while shooting 40.6% from beyond the arc, good for ninth in the WNBA. Wiese tied her season-high 12 points against Phoenix on Aug. 8 and dished out a career high in assists against New York on July 20 with six.

G/F	10	TIERRA RUFFIN-PRATT				5'11"	180 LBS			
GP/GS	23/22	PPG 6.8	RPG 2.6	APG 2.0	SPG 0.7	FG% 37.9	3FG% 37.9	MPG 26.1		

Before the 2019 WNBA Draft, The Sparks signed free agent guard Tierra Ruffin-Pratt, who played six seasons with the Washington Mystics and helped them reach the 2018 WNBA Finals. The veteran is averaging 6.8 points per game in her sixth season in the WNBA and is shooting 37.9% from the 3-point line. TRP recorded a career high of 23 points against the Atlanta Dream on July 23, sinking a career-high six 3-pointers.

F/C	3	CANDACE PARKER				6'4"	175 LBS	
GP/GS	11/11	PPG 10.3	RPG 6.5	APG 3.2	SPG 1.2	FG% 38.4	3FG% 30.0	MIN 25.1

The 2008 and 2013 MVP became the 12th player in WNBA history to reach the 2,500 rebound milestone. Parker made her 2019 season debut on June 18th against the Mystics and recorded her first double-double of the 2019 season against the Mercury on June 23. Parker pushed past Swin Cash to earn 17th in All-Time Scoring with 5,123 career points on June 23. In her first game back from her second injury of the 2019 season, Candace recorded 16 points and 7 rebounds on Aug. 1 against the Aces and was named player of the week for the week ending Sunday Aug. 4.

F	30	NNEKA OGWUMIKE				6'2"	174 LBS	
GP/GS	22/22	PPG 16.9	RPG 9.5	APG 1.9	SPG 1.9	FG% 49.2	3FG% 39.7	MPG 29.9

On July 15, Nneka was named an All-Star for the sixth time in her career. The 2016 MVP's 9.5 rebounds per game currently ranks tied for second in the league. Ogwumike has recorded eleven double-doubles this season, which ranks third most in the WNBA. She posted a career high in 3-pointers made, with five, on July 7 against the Mystics alongside 31 points and 10 rebounds. Against the Fever on July 12, Nneka tied her career high with six steals. Ogwumike has won two Player of the Week honors this season, the week ending July 14 as well as the week ending Aug. 11. Nneka also won Player of the Month honors for July.

PLAYER UPDATES

NUM.	PLAYER	POS.	UPDATE
0	Alana Beard	G	Hamstring
2	Riquna Williams	G	Suspended

WHERE DID YOU COME FROM?

NUM.	PLAYER	HOW ACQUIRED
0	Alana Beard	Free agent (2012)
1	Alexis Jones	Trade (2019)
2	Riquna Williams	Trade (2016)
3	Candace Parker	Draft (2008)
5	Marina Mabrey	Draft (2019)
7	Maria Vadeeva	Draft (2018)
10	Tierra Ruffin-Pratt	Free agent (2019)
12	Chelsea Gray	Trade (2016)
13	Chiney Ogwumike	Trade (2019)
21	Kalani Brown	Draft (2019)
24	Sydney Wiese	Draft (2017)
30	Nneka Ogwumike	Draft (2012)

MILESTONE WATCH

PLAYER	MILESTONE (CURRENT)
Candace Parker	5500 points (5226) 1200 assists (1189) 3000 rebounds (2620) 550 blocks (510)
Alana Beard	5000 points (4713) 1100 assists (1052) 250 blocks (218) 800 steals (705)
Nneka Ogwumike	4000 points (3937) 2000 rebounds (1862)
Chiney Ogwumike	2000 points (1570) 1000 rebounds (856)
Chelsea Gray	2000 points (1760) 700 assists (623)

PRONOUNCIATION

PLAYER/COACH	PRONOUNCIATION
Alana Beard	ah-LAY-nah
Kalani Brown	kuh-lah-NEE
Chiney Ogwumike	shih-NAY Oh-gwoo-MIH-kay
Nneka Ogwumike	NEH-kuh Oh-gwoo-MIH-kay
Tierra Ruffin-Pratt	Tee-air-rah
Maria Vadeeva	Vuh-DEE-vuh
Sydney Wiese	WEECE (rhymes with REESE)
Riquna Williams	rih-QUAHN-uh

COACHING STAFF

NAME	ROLE
Derek Fisher	Head Coach
Latricia Trammell	Assistant Coach
Fred Williams	Assistant Coach
Jamal "Dash" Lovell	Player Development Coach
Courtney Watson	Athletic Trainer
Kelly Dormandy	Strength and Conditioning Coach
Rachel Schrote	Video Coordinator

SPARKS AT DALLAS

The Los Angeles Sparks (15-8) travel to take on the Dallas Wings (7-17) for their third and final regular season matchup. Los Angeles and Dallas have each won one game each against the other, with their last matchup resulting in an 69-64 win for the Sparks. Dallas is coming off of a road victory against the Phoenix Mercury, winning 80-77, while the Sparks are riding a five game winning streak, including an 11-2 record over their last 13 games. Leading the charge for the Sparks are All-Stars Nneka Ogwumike and Chelsea Gray, who both currently rank in the top 20 in scoring, tallying 16.9 and 13.6 points per game respectively.

POW

The WNBA announced on Aug. 12 that Sparks forward Nneka Ogwumike won Player of the Week for the week ending Aug. 11, along with Washington Mystics forward Elena Delle Donne. Ogwumike led the Sparks to a 2-0 record this past week with wins over the Phoenix Mercury and Chicago Sky, two playoff teams. For the week, she averaged 20.5 points and 9.5 rebounds per game while shooting a lights-out 65.4% from the field. Against the Sky on Aug. 11, Ogwumike recorded her 11th double-double of the season, scoring 17 points to along with 12 rebounds, again shooting an efficient 8-for-13 from the field in 29 minutes of play.

HEADBAND T

Since signing with the Los Angeles, Tierra Ruffin-Pratt, otherwise known as TRP has been a defensive stalwart for the Sparks in the first half of the season. TRP currently ranks in the top five amongst guards in the WNBA in blocks, averaging 0.7 blocks per game and owns 29.8% of all Sparks blocks this season, according to WNBA.com. Her stifling defense has contributed to her top 15 defensive rating amongst guards who have played at least 10 games this season, but on July 23rd her offense was the topic of discussion. Sporting a headband for her first time this season, TRP recorded a career-high 23 points against the Atlanta Dream, where she was 6-9 from behind the arc, a career high in 3-pointers made.

THE RETURN OF CP3

The WNBA announced on Aug. 5th that Sparks forward/center Candace Parker was named a WNBA Player of the Week for the week ending Sunday, Aug. 4, along with Mystics forward Elena Delle Donne. This was her 22nd time winning the honor. Parker helped guide the Sparks to a 2-0 record with convincing wins over the Las Vegas Aces (76-68) and the Seattle Storm (83-75). For the week, Parker averaged 18.5 points, 7.0 rebounds and 2.0 blocks per game. She scored a season-high 21 points against the Storm on Aug. 4. The week prior, Sparks Nneka Ogwumike received the honor of July Player of the Month.

SYDNEY WIESE AND THE EXPANDED ROLE

With injuries to several key players, guard Sydney Wiese has seen an expanded role in the Sparks system. After not starting any games in her first two seasons in the WNBA, Wiese has started more than half of the games she has played in and has seen her scoring and assists numbers improve exponentially. Wiese averages 20.3 minutes per game, providing valuable minutes for the Sparks. Wiese also recorded a career high in assists on July 20th against the New York Liberty, where she had six.

OUR ROOKIES

Rookies Kalani Brown and Marina Mabrey have been two of the most effective rookies in the WNBA this season, and the numbers do not lie. Brown ranks in the top ten amongst all rookies in points (5.3), top five in rebounds (3.9) and blocks (0.9). Mabrey ranks tied for first in points (4.8), and in the top 10 for assists (1.1), and steals (0.7). Mabrey also leads all non-first round rookies in games played.

2019 LOS ANGELES SPARKS ROSTER

NUM.	PLAYER	POS.	HT.	YRS OF EXP.	DOB	COLLEGE
0	Alana Beard	G/F	5'11"	13	05/14/82	Duke
1	Alexis Jones	G	5'9"	2	05/08/94	Baylor
2	Riquna Williams	G	5'7"	6	05/28/ 90	Miami (Fla.)
3	Candace Parker	F/C	6'4"	11	04/19/86	Tennessee
5	Marina Mabrey	G	5'11"	R	11/14/96	Notre Dame
7	Maria Vadeeva	F/C	6'4"	1	07/16/98	Russia
10	Tierra Ruffin-Pratt	G/F	5'11"	6	04/11/91	North Carolina
12	Chelsea Gray	G	5'11"	4	10/08/92	Duke
13	Chiney Ogwumike	F/C	6'4"	3	03/22/92	Stanford
21	Kalani Brown	C	6'7"	R	03/21/97	Baylor
24	Sydney Wiese	G	6'0"	2	06/16/95	Oregon State
30	Nneka Ogwumike	F	6'2"	7	07/02/90	Stanford

2019 LA SPARKS ROSTER



ALANA BEARD
Position: G/F
Height: 5'11"
DOB: 5/14/82
College: Duke



ALEXIS JONES
Position: G
Height: 5'9"
DOB: 5/8/94
College: Baylor



RIQUANA WILLIAMS
Position: G
Height: 5'7"
DOB: 5/28/90
College: Miami



CANDACE PARKER
Position: F/C
Height: 6'4"
DOB: 4/19/86
College: Tennessee



MARINA MABREY
Position: G
Height: 5'11"
DOB: 9/14/96
College: Notre Dame



MARIA VADEEVA
Position: F/C
Height: 6'4"
DOB: 7/16/98
College: Russia



TIERRA RUFFIN-PRATT
Position: G/F
Height: 5'11"
DOB: 4/11/91
College: North Carolina



CHELSEA GRAY
Position: G
Height: 5'11"
DOB: 10/8/92
College: Duke



CHINEY OGWUMIKE
Position: F/C
Height: 6'4"
DOB: 3/22/92
College: Stanford



KALANI BROWN
Position: C
Height: 6'7"
DOB: 3/21/97
College: Baylor



SYDNEY WIESE
Position: G
Height: 6'0"
DOB: 6/16/95
College: Oregon State




NNEKA OGWUMIKE
Position: F
Height: 6'2"
DOB: 7/2/90
College: Stanford

COACHING STAFF



DEREK FISHER
HEAD COACH



FRED WILLIAMS
ASSISTANT COACH



LATRICA TRAMMELL
ASSISTANT COACH



JAMAL LOVELL
PLAYER DEVELOPEMENT COACH



COURTNEY WATSON
DIRECTOR OF SPORTS MEDICINE/
HEAD ATHLETIC TRAINER



KELLY DORMANDY
STRENGTH & CONDITIONING COACH

DALLAS WINGS

The Los Angeles Sparks look to extend their winning streak to six games, as they return to College Park Center for the second time this season to take on the Dallas Wings. This will be the Sparks' first road game since going a perfect 4-0 on their last homestand, with their last victory on Sunday the 11th, where the Sparks overcame a 16-point deficit to beat the Chicago Sky 84-81. Last time the Sparks made the visit to Dallas, the Wings defeated the Sparks 74-62.

Dallas enters the game with a 7-17 overall record, coming off of a game on Saturday where the Wings defeated the Phoenix Mercury 80-77. The Wings currently reside in last place in the Western Conference and second to last place in the WNBA Standings, only ahead of the Atlanta Dream. Leading the Wings are guard Arike Ogunbowale and forward Kayla Thornton. Ogunbowale, a rookie out of Notre Dame, is averaging 15.3 points per game which leads the team as well as is first on the team in assists, dishing out 2.7 APG. Thornton also scores the ball at a high clip, tallying on average 10.8 PPG while leading the team in offensive rebounds per game with 2.0 ORB and total rebounds with 5.5 RPG. Thornton and Kristine Anigwe will serve the first of a two-game suspension each on Aug 14 against the Sparks.



As a team, the Wings are in the bottom-half of the WNBA in all areas of shooting, ranking second to last in field goal percentage (38.3%), 3-point field goal percentage (30.8%), while scoring a league-low 69.8 points per game. Dallas does rely heavily on a strong all-around rebounding presence, as they average 10.9 offensive rebounds per game, which is second in the WNBA, while ranking fifth in overall rebounds per game with 35.5 RPG.

Los Angeles is coming off a successful homestand that saw quality wins over the Aces, Storm, Mercury and Sky. Their last game played was against the Chicago Sky, where Los Angeles rallied after being down by as much as 16 points midway through the first quarter. Leading the charge for the Sparks was All-Star point guard Chelsea Gray who finished with 26 points, three off of her career-high, and six assists. Also providing a heavy dose of scoring was WNBA Player of the Week Nneka Ogumike who finished with 17 points and 12 rebounds, marking her 11th double-double of the season. While the starters combined for the majority of the scoring, forward Maria Vadeeva came off of the bench and scored 12 points in 11 minutes of action. Over her last three games, Vadeeva has averaged 10.3 points per game in 12.3 minutes per game.

The Sparks and Wings faced off against one another two times this season, once in Texas and once in Los Angeles. The home team has been victorious in both matchups with the Wings besting the Sparks 74-62 in Dallas and the Sparks beating the Wings 69-64. Leading the Sparks in their last matchup against the Wings was Nneka Ogumike, who scored 22 points and was a perfect 9-9 from the free throw line. Wings' forward Isabelle Harrison led Dallas with 14 points.

HEAD COACH: Brian Agler, 1st season

Probable Starters

C Glory Johnson
G Arike Ogumbowale
G Alisha Gray
F Isabelle Harrison
F Kaela Davis

SPARKS MOST RECENT GAME (8/11/19)	SPARKS LAST GAME AGAINST DAL (7/18/19)	DALLAS MOST RECENT GAME (8/10/19)																																																															
<table><tr><th></th><th>1</th><th>2</th><th>3</th><th>4</th><th>OT</th><th>FINAL</th></tr><tr><td>LA</td><td>15</td><td>24</td><td>20</td><td>25</td><td>-</td><td>84</td></tr><tr><td>CHI</td><td>27</td><td>17</td><td>17</td><td>20</td><td>-</td><td>81</td></tr></table>		1	2	3	4	OT	FINAL	LA	15	24	20	25	-	84	CHI	27	17	17	20	-	81	<table><tr><th></th><th>1</th><th>2</th><th>3</th><th>4</th><th>OT</th><th>FINAL</th></tr><tr><td>LA</td><td>16</td><td>16</td><td>24</td><td>13</td><td>—</td><td>69</td></tr><tr><td>DAL</td><td>20</td><td>22</td><td>9</td><td>13</td><td>—</td><td>64</td></tr></table>		1	2	3	4	OT	FINAL	LA	16	16	24	13	—	69	DAL	20	22	9	13	—	64	<table><tr><th></th><th>1</th><th>2</th><th>3</th><th>4</th><th>OT</th><th>FINAL</th></tr><tr><td>DAL</td><td>21</td><td>19</td><td>23</td><td>17</td><td>—</td><td>80</td></tr><tr><td>PHX</td><td>20</td><td>26</td><td>17</td><td>14</td><td>—</td><td>77</td></tr></table>		1	2	3	4	OT	FINAL	DAL	21	19	23	17	—	80	PHX	20	26	17	14	—	77
	1	2	3	4	OT	FINAL																																																											
LA	15	24	20	25	-	84																																																											
CHI	27	17	17	20	-	81																																																											
	1	2	3	4	OT	FINAL																																																											
LA	16	16	24	13	—	69																																																											
DAL	20	22	9	13	—	64																																																											
	1	2	3	4	OT	FINAL																																																											
DAL	21	19	23	17	—	80																																																											
PHX	20	26	17	14	—	77																																																											
Biggest Lead: LA: 4 CHI: 16 Lead Changes: 7 Times Tied: 5	Biggest Lead: LA: 8 DAL: 16 Lead Changes: 8 Times Tied: 3	Biggest Lead: DAL: 4 PHX: 8 Lead Changes: 15 Times Tied: 9																																																															
Points: LA: Gray 26 CHI: Quigley 20 Rebounds: LA: N. Ogwumike 12 CHI: Ndour, Parker 7 Assists: LA: Gray 6, ATL: Williams 6	Points: LA: N. Ogwumike 22 DAL: I. Harrison 17 Rebounds: LA: Gray 9 DAL: I. Harrison 14 Assists: LA: Gray 4, DAL: Ogunbowale 7	Points: DAL: Ogunbowale 23 PHX: Mitchell 23 Rebounds: DAL: I. Harrison 9 PHX: B. Turner 11 Assists: DAL: Ogunbowale 4, PHX: Bonner, Mitchell 3																																																															

CHICAGO SKY

LOS ANGELES, Calif. (Aug. 11, 2019) – The Los Angeles Sparks came back from a 16-point deficit to defeat the Chicago Sky 84-81 and give the team their fifth straight win and their 11th win in 13 games. Chelsea Gray led the Sparks with 26 points and six assists while becoming the 10th player to pass 1,500 career points as a member of the Sparks. Nneka Ogumike recorded her 11th double-double of the season with 17 points and 12 rebounds. Ogumike is averaging a double-double over her last eight games with 19.5 points and 10 rebounds. Allie Quigley's 20 points kept Chicago in the lead until the fourth quarter alongside Cheyenne Parker's 19 points.

Maria Vadeeva led the Sparks through a messy first quarter that featured 14 total turnovers, seven per team. The Sky's Astou Ndour scored the first four points of the game and Chelsea Gray answered two minutes in. The Sky went on an eight-point run before Vadeeva ended the scoring drought at 14-6.

Los Angeles still struggled to find the net until Vadeeva hit a three to bring the score to 20-9. She knocked down each of her three field goal attempts in the opening period. Chicago showed off a balanced attack with Diamond DeShields and Quigley finishing the quarter with six and five points, respectively, while Vadeeva's seven points carried the Sparks.

The Sparks faced a 12-point deficit to open the second quarter, but the final minutes of the half brought them within five points. After Gray pulled up for a jumpshot with two and a half minutes left, Candace Parker found Sydney Weise for two points under the basket. With one minute left on the clock, N. Ogumike stole the ball and scored an uncontested layup to bring the score to 44-37 Chicago. Marina Mabrey fed off the energy to force a jump ball with Quigley and won the possession. Gray drew a foul with six seconds left before Ogumike closed the half with two more points to lead the Sparks with nine points. The Sparks shot 44.1% compared to the Sky's 42.9%, but Chicago outrebounded Los Angeles in the first half, 19-13. The Sky finished ahead 44-39 as Cheyenne Parker's ten points led all scorers.

A competitive third quarter cut Chicago's lead to two points by the end, 61-59. Gray collected 11 more points in the period. The back-and-forth play continued into the fourth quarter where the Sparks took their first lead of the game when Vadeeva scored an and-one. The Sparks stopped the Sky's next possession and Mabrey hit a three to give Los Angeles its biggest lead of the game at 65-61.

DeShields responded with a 3-pointer, and the teams continued exchanging baskets. The Sparks picked up their rebounding, finishing the game with 34 rebounds compared to Chicago's 35, and they shot 45.7% from the field compared to Chicago's 43.1%.

With two minutes left in the game, Gabby Williams found Quigley beyond the arc to give Chicago a four-point lead, but Gray brought the Sparks to within one point with one minute on the clock when she banged a triple of her own. Los Angeles forced a shot clock violation to get the ball, and Gray drew a foul off Ndour to claim a one-point lead with two free throws. Quigley missed a jumper on the next possession when Gray grabbed the rebound and Parker found Ogumike for a layup that put the Sparks up 84-81. As time expired, Quigley's 3-pointer to force overtime rimmed in and out.



SPARKS MOST RECENT GAME

(8/11/19)

	1	2	3	4	OT	FINAL
LA	15	24	20	25	-	84
CHI	27	17	17	20	-	81

Biggest Lead: LA: 4 CHI: 16

Lead Changes: 7 | Times Tied: 5

Points: LA: Gray 26 CHI: Quigley 20

Rebounds: LA: N. Ogumike 12

CHI: Ndour, Parker 7


Assists: LA: Gray 6, ATL: Williams 6

Sparks Notes:

- Nneka Ogumike's 17 points and 12 rebounds earned her a double-double for the 11th time this season
- Nneka Ogumike scored in double digits for the 11th straight game and 19th time this season
- Maria Vadeeva chipped in seven of the Sparks' 15 first quarter. She knocked down all three of her field goal attempts in the quarter, including a 3 from beyond the arc. She finished in double-figures with 12 points for the third time this season.
- Candace Parker tied Lindsay Whalen for 16th all time in field goals made (1,961)
- Chelsea Gray recorded her 1,500 point with the Sparks in tonight's contest. She is just the 10th player in Sparks history to reach this mark

SPARKS IN THE NEWS

DATE	TITLE	OUTLET	AUTHOR
8/12/19	How the Sparks' recent clutch performance will help them in the playoffs	The Athletic	Sabreena Merchant
8/12/19	Sparks' Nneka Ogumike honored as WNBA Player of the Week	LA Daily News	Mirjam Swanson
8/11/19	Chelsea Gray makes clutch shots to lead Sparks past Sky	LA Times	Brady Klopfer
8/11/19	Three thoughts: From the Sparks returning to full strength to a needed MVP conversation	The Suave Report	Megan Hines
8/11/19	Sparks rally from behind to edge Sky, 84-81	Women's Hoops World	Sue Favor
8/11/19	Sparks seize momentum late to edge Chicago Sky at Staples Center	LA Daily News	Mirjam Swanson
8/11/19	Weekend Recap: Sparks sneak past Sky 84-81, pick up fifth straight win	Swish Appeal	Cat Ariail



POINTS SCORED AGAINST THE WINGS		LEAGUE AND FRANCHISE MILESTONES	
2. Breanna Stewart	240	ALANA BEARD	
3. Nneka Ogwumike	225	WNBA	3PM
6. Brittney Griner	200	LAS	AST
7. Candace Parker	188	LAS	BLK
21. 2 players	125	Next: 300	Current: 287
Chelsea Gray	125	Next: 500	Current: 489
33. Renee Montgomery	107	Next: 100	Current: 89
Chiney Ogwumike	107	CHELSEA GRAY	
64. Lindsay Whalen	68	WNBA	2PM
Tierra Ruffin-Pratt	68	LAS	FTM
66. Tianna Hawkins	66	Next: 500	Current: 496
67. Alana Beard	64	Next: 250	Current: 244
73. Natasha Cloud	57	CHINEY OGWUMIKE	
Riquna Williams	57	WNBA	DREB
126. 3 players	17	Next: 500	Current: 493
Alexis Jones	17	CANDACE PARKER	
134. 2 players	15	WNBA	OREB
Marina Mabrey	15	Next: 500	Current: 490
POINTS IN SPARKS FRANCHISE HISTORY		TIERRA RUFFIN-PRATT	
1. Lisa Leslie	6253	WNBA	3PA
2. Candace Parker	5226	Next: 250	Current: 233
3. DeLisha Milton-Jones	4018	WNBA	FTA
4. Nneka Ogwumike	3937	Next: 500	Current: 484
8. Jantel Lavender	2267	RIQUNA WILLIAMS	
9. Alana Beard	1585	WNBA	STL
10. Chelsea Gray	1515	Next: 200	Current: 196
21. Ukari Figgs	567	LAS	FGA
22. Riquna Williams	554	Next: 500	Current: 490
44. La'Keshia Frett	228	RECENT MILESTONES	
45. Chiney Ogwumike	227	CHELSEA GRAY	
57. Shannon Bobbitt	177	WNBA	2PA
58. Sydney Wiese	171	Next: 1000	Aug 8
59. Tierra Ruffin-Pratt	156	LAS	PTS
61. Farhiya Abdi	149	Next: 1500	Aug 11
62. Maria Vadeeva	148	RIQUNA WILLIAMS	
69. Nina Bjedov	121	LAS	3PM
70. Marina Mabrey	110	Next: 100	Jul 14
71. Kalani Brown	105	ALL TIME VS. WINGS	
		All Time	
		ALL	7 - 5 (0.583)
		HOME	5 - 1 (0.833)
		AWAY	2 - 4 (0.333)
		2018	1 - 2 (0.333)
		2018 VS. WINGS	
		6/22	@Dal L 72-101
		6/26	Dal W 87-83
		7/12	Dal L 77-92

*Statistics courtesy of www.acrossthetimeline.com

2019 TEAM BOX SCORE																	
DATE	OPPONENT	MIN	FG-A	PCT	3PM-A	PCT	FTM-A	PCT	OFF	DEF	TOT	AST	STL	BLK	TO	PF	PTS
5/26	@LV	200:0	28 - 77	36.4	5 - 13	38.5	9 - 13	69.2	10	30	40	17	9	8	14	22	70
5/31	CT	200:0	28 - 72	38.9	6 - 20	30.0	15 - 17	88.2	9	30	39	15	6	4	10	22	77
6/4	@NY	200:0	27 - 78	34.6	8 - 21	38.1	16 - 20	80.0	13	27	40	15	9	6	12	15	78
6/6	@CT	200:0	29 - 66	43.9	8 - 25	32.0	11 - 12	91.7	7	18	25	23	13	4	21	18	77
6/8	@MIN	200:0	32 - 74	43.2	9 - 25	36.0	16 - 17	94.1	12	21	33	18	13	5	16	21	89
6/14	@PHX	200:0	34 - 66	51.5	9 - 19	47.4	8 - 9	88.9	5	25	30	19	7	4	9	21	85
6/15	NY	200:0	39 - 84	46.4	8 - 23	34.8	6 - 7	85.7	12	30	42	22	5	3	14	22	92
6/18	WASH	200:0	19 - 66	28.8	3 - 19	15.8	11-18	61.6	10	28	38	10	9	1	26	12	52
6/21	@SEA	200:0	23 - 61	37.7	6 - 21	28.6	10 - 12	83.3	5	24	29	13	4	4	14	15	62
6/23	@PHX	200:0	26 - 70	37.1	8 - 23	34.8	12 - 14	85.7	10	29	39	19	2	2	10	24	72
6/27	LV	200:0	32 - 75	42.7	8 - 18	44.4	14 - 15	93.3	8	31	39	17	11	6	14	13	86
6/30	CHI	200:0	35 - 71	49.3	10 - 24	41.7	14 - 15	92.3	10	26	36	21	8	6	14	15	94
7/7	WASH	200:0	36 - 74	48.6	16 - 31	51.6	10 - 12	83.3	7	32	39	24	4	5	6	15	98
7/9	@DAL	200:0	26 - 71	36.6	4 - 19	21.1	6 - 7	85.7	17	19	36	16	6	4	21	12	62
7/12	@IND	200:0	34-78	43.6	7-22	31.8	15-17	88.2	13	18	31	23	16	2	12	13	90
7/14	@ATL	205:0	30 - 87	34.5	6 - 26	23.1	10 - 12	83.3	16	27	43	17	8	6	5	17	76
7/18	DAL	200:0	23 - 60	38.3	4 - 12	33.3	19 - 21	90.5	8	23	31	13	9	1	11	14	69
7/20	@NY	200:0	28 - 65	43.1	10 - 25	40.0	12 - 16	75.0	5	21	26	18	7	6	11	27	78
7/23	@ATL	200:0	28 - 65	43.1	9 - 19	47.4	13 - 15	86.7	11	27	38	22	10	5	13	16	78
8/1	LV	200:0	30 - 71	42.3	9 - 26	34.6	7 - 7	100.0	5	28	33	19	7	7	12	18	76
8/4	SEA	200:0	32-61	52.5	6-20	30.0	13-15	86.7	5	26	31	23	10	5	16	12	83
8/8	PHO	200:0	31-63	49.2	10 - 23	43.5	12-15	80.0	5	25	30	22	8	2	13	21	84
8/11	CHI	200:0	32 - 70	45.7	7 - 20	35.0	13-15	86.7	8	25	33	18	10	1	23	20	84
8/14	@DAL																
8/16	@CHI																
8/20	MIN																
8/22	IND																
8/25	CT																
8/27	@WASH																
8/29	@IND																
8/31	@LV																
9/3	ATL																
9/5	SEA																
9/8	MIN																

2019 REGULAR SEASON SUPERLATIVES

LOS ANGELES SPARKS HIGHS

Points, Game.....98 vs. Washington 7/7
Points, First Half.....51 vs. Washington 7/7
Points, Second Half..... 48 @ Atlanta 7/23
Points, 1Q.....29 vs. Washington 7/7
Points, 2Q.....31 vs. New York 6/15
Points, 3Q.....31 @ Indiana 7/12
Points, 4Q.....32 @ Atlanta 7/23
Points, Overtime.....12 @ Atlanta 7/14

Field Goals Made.....39 vs. New York 6/15
Field Goals Att.....87 @ Atlanta 7/14
Field Goal Percentage...52.5% vs. Seattle 8/4
3FG Made.....16 vs. Washington 7/7
3FG Att.....31 vs. Washington 7/7
3FG Percentage.....51.6 % vs. Washington 7/7
Free Throws Made.....16 @ NY 6/4, @ MIN 6/8
Free Throws Att.....20 @ New York 6/4
FT Percentage.....100% vs Las Vegas 8/1

Offensive Rebounds.....17 @ Dallas 7/9
Defensive Rebounds....32 vs. Washington 7/7
Total Rebounds.....43 @ Atlanta 7/14
Assists.....24 vs. Washington 7/7
Steals.....16 vs. Indiana 7/12
Turnovers.....26 vs. Washington 6/18
Blocked Shots.....8 @ Las Vegas 5/26
Personal Fouls.....27 @ New York 7/20

OPPONENT HIGHS

Points, Game.....98 vs. New York 6/15
Points, First Half.....48 vs. NY 6/15, vs. WSH 6/18
Points, Second Half.....50 vs. New York 6/15
Points, 1Q.....27 @ Las Vegas 5/26
Points, 2Q.....31 vs. New York 6/1
Points, 3Q.....27 @ Minnesota 6/8
Points, 4Q.....32 vs. Indiana 7/12
Points, Overtime.....7 @ Atlanta 7/14

Field Goals Made.....34 @ Connecticut 6/6
Field Goals Att.....76 @ Atlanta 7/14
Field Goal Percentage..47.1 % vs. New York 6/14
3FG Made.....14 vs. WSH 6/18, @ SEA 6/21
3FG Att.....28 vs. Washington 6/18
3FG Percentage.....72.7% @ New York 7/20
Free Throws Made.....27 @ New York 7/20
Free Throws Att.....39 @ New York 7/20
FT Percentage.....100.0% @PHX 6/14,@DAL 7/9, vs SEA 8/4

LOS ANGELES SPARKS LOWS

-Points, Game.....52 vs. Washington 6/18
-Points, First Half.....27 vs. Washington 6/18
-Points, Second Half.....25 vs. Washington 6/18
-Points, 1Q.....10 vs. Washington 6/18
-Points, 2Q.....8 @ Las Vegas 5/26
-Points, 3Q.....10 @ Seattle 6/21
-Points, 4Q.....13 vs. DAL 7/18, vs. LV 8/1, vs. SEA 8/4
-Points, Overtime.....12 @Atlanta 7/14

-Field Goals Made.....19 vs. Washington 6/18
-Field Goals Att.....61 @ SEA 6/21, vs. SEA 8/4
-Field Goal Percentage...28.8% vs. Washington 6/18
-3FG Made.....3 vs. Washington 6/18
-3FG Att.....13 @ Las Vegas 5/26
-3FG Percentage.....15.8% vs. Washington 6/18
-Free Throws Made.....6 vs. NY 6/15, @DAL 7/9
-Free Throws Att.....7 vs. NY 6/15, @ DAL 7/9, vs. LV 8/1
-FT Percentage.....61.1% vs. Washington 6/18

-Offensive Rebounds.....5, 6 times
-Defensive Rebounds.....18 @ CT 6/6, @ IND 7/12
-Total Rebounds.....25 @ Connecticut 6/6
-Assists.....10 vs. Washington 6/18
-Steals.....2 @ Phoenix 6/23
-Turnovers.....5 @ Atlanta 7/14
-Blocked Shots.....1 vs. WSH 6/18, vs CHI 8/11
-Personal Fouls.....12 vs. WSH 6/18, @DAL 7/9, vs. SEA 8/4

OPPONENT LOWS

-Points, Game.....66 @ Atlanta 7/23
-Points, First Half.....31 vs. Connecticut 5/31
-Points, Second Half.....32 @ Phoenix 6/14
-Points, 1Q.....12 @ Atlanta 7/14
-Points, 2Q.....12 vs. Connecticut 5/31
-Points, 3Q.....11 vs. Washington 7/7
-Points, 4Q.....8 vs. Las Vegas 8/1
-Points, Overtime.....7 @ Atlanta 7/14

-Field Goals Made.....22 vs. Phoenix 8/8
-Field Goals Att.....52 @ New York 7/20
-Field Goal Percentage..30.8% vs Connecticut 5/31
-3FG Made.....2 @ATL 7/14, @ATL 7/23
-3FG Att.....11 @ New York
-3FG Percentage.....9.5% @ Atlanta 7/23
-Free Throws Made.....9 vs. Las Vegas 5/27
-Free Throws Att.....12 vs. Las Vegas 5/27
-FT Percentage.....64% vs. CT 5/3

HEAD COACH DEREK FISHER



Derek Fisher was named the 12th head coach of the Los Angeles Sparks on December 5, 2018. Fisher is a Los Angeles basketball legend, playing 18 seasons in the NBA and winning five championships with the Los Angeles Lakers. Fisher was drafted 24th overall by the Lakers in 1996, and played alongside Kobe Bryant and Shaquille O'Neal en route to three consecutive titles from 2000-2002. He later added two more rings in 2009 and 2010 with Los Angeles. Fisher also played for the Golden State Warriors, Utah Jazz, Dallas Mavericks and Oklahoma City Thunder.

Fisher's accolades include holding the all-time NBA record for playoff game appearances (259). He's also known for hitting a buzzer-beater with 0.4 seconds left against the San Antonio Spurs in Game 5 of the 2004 Western Conference Semifinals as a member of the Lakers. In his time as a player, he served as president of the players' union from 2006-2013.

After finishing the 2013 season with the Thunder, Fisher transitioned to the sidelines, being named head coach of the New York Knicks on June 10, 2014. Fisher coached into the 2015-2016 season with New York, helping develop then-rookie Kristaps Porzingis.

Fisher is a native of Little Rock, Arkansas where he attended Parkview Arts and Science Magnet High School, lettering in basketball. He then attended the University of Arkansas at Little Rock, where he finished his four-year career second all-time in school history in points (1,393), assists (472) and steals (189). His senior year, he was named Sun Belt Conference Player of the Year.

In the spring of 2016, Fisher became a television analyst for TNT, NBA TV and later Spectrum SportsNet as an in-studio analyst for the Lakers.



ASSISTANT COACHES

Fred Williams



Fred Williams was named assistant coach of the Los Angeles Sparks on Jan. 22, 2019 and brings over 35 years of collegiate and professional coaching experience. Most recently, Williams served as the Dallas Wings, previously Tulsa Shock, head coach from 2014-2018 where he coached WNBA All-Stars Skylar Diggins and Liz Cambage.

Williams launched his coaching career in 1983 as an assistant coach at USC where he coached standouts Cynthia Cooper, Pamela McGee, Cheryl Miller, Lisa Leslie and Tina Thompson. Williams helped lead the Trojans to back-to-back NCAA titles in 1983 and 1984 before serving as head coach from 1995-1997.

In addition to his time in Dallas, Williams previously served as head coach of the Utah Starzz from 1999-2001. Williams then spent six seasons with the Atlanta Dream, winning three WNBA Eastern Conference Championships. Williams took over Atlanta's head coach in 2012 and led the Dream to the WNBA finals in 2013.

Williams played for Boise State men's basketball program from 1976-1979 and averaged 12.0 points and 5.8 assists in his final season. The All-Big Sky Conference point guard played briefly in the NBA for the Utah Jazz before transitioning to a role on the sidelines. He also served as an advance scout for the Washington Mystics, Utah Jazz, Seattle Supersonics and Sacramento Kings.

Off the court, Williams is an avid musician who produces jazz music under the name "Freddy Bass Williams." He has released two jazz albums titled "Game Time" and "My Gift to You." Williams is originally from Inglewood, California, but currently resides in Irving, Texas with his wife Bo and their five children.

Latricia Trammell



Latricia Trammell was named assistant coach of the Los Angeles Sparks on Jan. 22, 2019. Trammell most recently served as an assistant coach for the San Antonio Stars in 2017 where she worked with the first overall pick Kelsey Plum.

Trammell also served as head coach at Oklahoma State University, producing an 85-10 record with the Stars. She led the team to back-to-back NAIA Division I women's basketball national championships in 2014 and 2015, which earned her National Coach of the Year honors in those two years. After her two titles at OCU, Trammell transitioned to Division I basketball and became an assistant coach for Georgia State from 2015-2017 before transitioning to the WNBA. Trammell holds a 255-131 overall high school and college coaching record in her 24 years on the sidelines.

The Oklahoma native debuted as a head coach when she took over the job at Western State (Colo.) University. Trammell spent five seasons with the Mountaineers and built Western State to be a top contender in the Rocky Mountain Athletic Conference. Trammell's team notched a 105-76 record and made five consecutive RMAC Shootout appearances, catapulting her to become the third winningest coach in program history.

Trammell formally served on the WBCA National Convention Advisory Board and on the voting committee for USA Today/ESPN D-II Top 25. The Seminole, Oklahoma native is also a frequent basketball clinician and was a former player for both Seminole State College and East Central Oklahoma.

Jamal Lovell



The Los Angeles Sparks named Jamal "Dash" Lovell their player development assistant coach on March 4, 2019. Lovell is a professional basketball skills trainer bringing over 11 years of experience working with NBA, WNBA and NCAA athletes, including Candace Parker, Paul George and Dwyane Wade.


Lovell is currently involved with high-profile training clinics in Los Angeles, New York and Miami. In total, Lovell has helped 22 players play NCAA Division I basketball and has worked with over 30 NBA and WNBA players. Lovell, who's known for his training brand DashLetics, believes that aggressiveness, balance and footwork are the key components for success on the court.

#2	RIQUNA WILLIAMS	GUARD	5-7	05/28/90	MIAMI (FLA.)	6TH SEASON
----	-----------------	-------	-----	----------	--------------	------------

2019 Regular Season Averages:

G-GS	PPG	RPG	APG	SPG	BPG	MPG	FG%	3FG%	FT%
15 - 6	11.5	2.7	1.7	1.3	0.1	25.4	37.7	40.0	88.9

	2019 Season Highs	Career Highs	Playoff Career Highs
PTS	25	51, vs. SA 9/8/13	17, vs MIN 8/21/18
REB	5	9, vs. SEA 9/12/13	3, vs MIN 8/21/18
AST	4	6 (3 Times)	1, vs. vs MIN 8/23/18 (3 times)
STL	2	5 (3 Times)	2, vs MIN 8/21/18
BLK	1	2 (5 Times)	--
FGM	7	17, SA 9/8/13	3, vs MIN 8/21/18
3FGM	5	8, vs. SA 9/8/13	3, vs MIN 8/21/18
FTM	7	18, at ATL 7/7/15	2, vs MIN 8/21/18 (Twice)
MINS	40	40, ATL 7/14/19	26, vs MIN 8/23/18



GAME BY GAME STATS

[illegible]

2019 Regular Season Averages:

G-GS	PPG	RPG	APG	SPG	BPG	MPG	FG%	3FG%	FT%
11 - 11	10.3	6.5	3.2	1.2	0.8	25.1	38.4	30.0	82.4

	2019 Season Highs	Career Highs	Playoff Career Highs
PTS	18	40, vs HOU 7/9/08	33, vs. MIN 10/7/12
REB	11	20, at SA 6/1/13	18, at PHO 9/25/09
AST	4	11, at WAS 6/15 /18	11, at PHO 9/17/17
STL	4	8, vs IND 8/18/15	5, vs. MIN 9/29/17
BLK	2	9, vs TUL 6/20/12	4, at MIN 10/4/17 (5 Times)
FGM	6	15, vs HOU 7/9/08	14, vs. MIN 10/7/12
3FGM	2	5, Twice	3, at CHI 10/4/16 (4 Times)
FTM	4	14 vs. SEA 7/25/13	15, at CHI 10/4/16
MINS	31:52	48, Twice	40, at MIN 9/22/15 (4 Times)



GAME BY GAME STATS

[illegible]

#5	MARINA MABREY	GUARD	5-11	11/14/96	NOTRE DAME	R-SEASON
----	---------------	-------	------	----------	------------	----------

2019 Regular Season Averages:

G-GS	PPG	RPG	APG	SPG	BPG	MPG	FG%	3FG%	FT%
23-0	4.8	1.4	1.1	0.7	0.3	13.3	33.3	26.8	92.9

	2019 Season Highs	Career Highs	Playoff Career Highs
PTS	14	14, @ CT (6/6/19)	—
REB	5	5, vs. WAS (6/19/19)	—
AST	5	5, vs. CHI (6/30/19)	—
STL	3	3, @ MN (6/8/19)	—
BLK	2	2, vs NY (6/14/19)	—
FGM	4	4, @ CT (6/6/19)	—
3FGM	3	3, @ CT (6/6/19)	—
FTM	4	4, @ ATL (7/14/19)	—
MINs	28	28, @CT (6/6/19)	—



GAME BY GAME STATS


[illegible]

#7	MARIA VADEEVA	FORWARD/CENTER	6-4	6/16/98	RUSSIA	2ND SEASON
----	---------------	----------------	-----	---------	--------	------------

2019 Regular Season Averages:

G-GS	PPG	RPG	APG	SPG	BPG	MPG	FG%	3FG%	FT%
5-1	11.4	3.4	0.8	0.8	0.7	14.2	55.8	50.0	83.3

	2019 Season Highs	Career Highs	Playoff Career Highs
PTS	24	24, at LV 5/26/19	2, at WSH 8/23/18
REB	5	7, at LV 6/29/18	--
AST	1	2, vs. DAL 6/26/18	--
STL	2	2, @ DAL 6/22/18	--
BLK	3	3, vs. DAL 6/26/18	--
FGM	11	11, at LV 5/26/19	1, at WSH 8/23/18
3FGM	2	2, 2 Times	--
FTM	0	3, at LV 6/29/18	--
MINs	24	24, at LV 5/26/19	3, at WSH 8/23/18



GAME BY GAME STATS


[illegible]

#12	CHELSEA GRAY	GUARD	5-11	10/8/92	DUKE	4TH SEASON
-----	--------------	-------	------	---------	------	------------

2019 Regular Season Averages:

G-GS	PPG	RPG	APG	SPG	BPG	MPG	FG%	3FG%	FT%
23-23	13.6	3.9	5.8	1.2	0.1	32.0	40.3	36.6	91.5

	2019 Season Highs	Career Highs	Playoff Career Highs
PTS	29	29, at NY 6/4/19	27, at MIN 9/24/17
REB	10	10, vs. WAS 7/7/19	6, vs. PHO 9/14/17
AST	13	13, vs WAS 7/7/19	9, vs. MIN 10/1/17
STL	5	6, at MN 5/20/18	3, at MIN 10/4/17 (Twice)
BLK	2	3, at Chi 6/17/18	2, vs. MIN 9/29/17
FGM	10	11, at NY 8/14/18	10, at MIN 9/24/17
3FGM	4	5, San Antonio 8/22/17	4, at MIN 9/24/17 (3 times)
FTM	6	6, vs MIN 9/6/16	6, at MIN 10/9/16
MINS	41:03	48, at CHI 8/18/17	38, vs. PHO 9/14/17



GAME BY GAME STATS

[illegible]

#13	CHINEY OGWUMIKE	FORWARD/CENTER	6-4	03/21/92	STANFORD	3RD SEASON
-----	-----------------	----------------	-----	----------	----------	------------

2019 Regular Season Averages:

G-GS	PPG	RPG	APG	SPG	BPG	MPG	FG%	3FG%	FT%
21-13	10.8	6.9	1.0	1.3	1.0	25.1	46.2	33.3	82.4

	2019 Season Highs	Career Highs	Playoff Career Highs
PTS	26	30, vs. SEA 6/15/18	2, vs. PHX 8/23/18
REB	14	17, vs. NY 6/29/14	3, vs. PHX 8/23/18
AST	4	4, vs. NY 6/14/19	1, vs. PHX 8/23/18
STL	3	4, two times	2, vs. PHX 8/23/18
BLK	2	7, vs. DAL 7/20/16	–
FGM	9	13, vs. SEA 6/15/18	1, vs. PHX 8/23/18
3FGM	1	1, Twice	–
FTM	8	8, Twice	–
MINS	36	40, two times	19



GAME BY GAME STATS


[illegible]

#24	SYDNEY WIESE	GUARD	6-0	6/16/95	OREGON STATE	2ND SEASON
-----	--------------	-------	-----	---------	--------------	------------

2019 Regular Season Averages:

G-GS	PPG	RPG	APG	SPG	BPG	MPG	FG%	3FG%	FT%
21-13	5.1	1.3	1.5	0.5	0.3	20.3	40.6	40.6	100.0

	2019 Season Highs	Career Highs	Playoff Career Highs
PTS	12	22 vs WAS 5/19/17	--
REB	4	4 vs. CT 5/31/19	--
AST	6	6, at NY 7/20/19	--
STL	4	4, at ATL 7/23/19	--
BLK	1	1, 9 times	--
FGM	4	8 vs WAS 5/19/17	--
3FGM	3	6 vs WAS 5/19/17	--
FTM	2	3, vs. NY 8/4/17	--
MINS	30	30 vs CT 5/31/19	3, vs. PHO 5/19/17



GAME BY GAME STATS

[illegible]

#30	NNEKA OGWUMIKE	FORWARD	6-2	7/2/90	STANFORD	7TH SEASON
-----	----------------	---------	-----	--------	----------	------------

2019 Regular Season Averages:

G-GS	PPG	RPG	APG	SPG	BPG	MPG	FG%	3FG%	FT%
22-22	16.9	9.5	1.9	1.9	0.5	29.9	49.2	39.7	83.3

	2019 Season Highs	Career Highs	Playoff Career Highs
PTS	31	38 vs. ATL 6/30/16	27, vs. CHI 9/28/16
REB	15	20, at IND 7/12/12	14, vs. PHO 9/19/13
AST	5	8, Twice	6, vs. CHI 10/28/16
STL	6	6, Twice	4, at CHI 10/4/16
BLK	2	5 vs. ATL 6/30/16	3, at CHI 10/4/16
FGM	11	13 vs. ATL 6/30/16	11, vs. CHI 9/28/16
3FGM	5	5 vs. WAS 7/7/19	2, vs. MIN 10/14/16
FTM	5	14 vs. WAS, 9/3/15	7, vs. MIN 8/21/18(Twice)
MINS	37	47 vs. CHI 8/18/17	38, at MIN 9/18/15



GAME BY GAME STATS

Date	Opponent	MIN	FG-A	PCT	3PM-A	PCT	FTM-A	PCT	OFF	DEF	TOT	AST	STL	BLK	TO	PF	PTS
5/26	@LV	20	7 - 16	43.8	2 - 4	50.0	3 - 4	75.0	6	5	11	1	0	0	1	5	17
5/31	CT	33:10	8 - 19	42.1	2 - 5	40.0	1 - 2	50.0	3	12	15	1	0	1	1	5	19
6/4	@NY	32:16	2 - 14	14.3	0 - 1	-	5 - 6	83.3	2	7	9	2	3	0	1	4	9
6/6	@CT	28:18	8 - 11	72.7	4 - 4	100.0	1 - 1	100.0	1	9	10	1	3	0	5	4	21
6/8	@MIN	33:39	2 - 7	28.6	1 - 3	33.3	0 - 0	-	3	6	9	2	4	0	2	2	5
6/14	@PHO	33:17	7 - 11	63.6	0 - 2	0	2 - 2	100.0	1	7	8	3	1	0	3	4	16
6/15	NY	32:52	9-13	69.2	0-2	-	0-0	-	1	8	9	2	0	0	3	6	20
6/18	WASH	28:43	3-10	30.0	1-2	50.0	5 - 8	62.5	2	4	6	1	2	0	2	0	12
6/21	@SEA	12:37	4-5	80.0	-	-	2-2	100.0	0	5	5	1	0	1	3	4	10
6/23	@PHO	27:49	4 - 13	30.7	1 - 3	33.3	2 - 2	100.0	5	8	13	2	0	0	2	5	11
6/27	LV	DNP REST	-	-	-	-	-	-	-	-	-	-	-	-	-	-	-
6/30	CHI	25:23	3 - 10	30.0	-	-	2 - 2	100.0	3	3	6	0	3	1	3	2	8
7/7	WASH	30:12	11 - 15	73.3	5 - 7	71.4	4 - 4	100.0	2	8	10	1	1	2	1	3	31
7/9	@DAL	29:52	7 - 19	36.8	0 - 4	0.0	1 - 1	100.0	4	6	10	2	2	1	4	4	15
7/12	@IND	33:42	9-17	52.9	0-2	0.0	4-4	100.0	1	5	6	4	6	0	3	1	22
7/14	@ATL	35:12	8 - 21	38.1	1 - 3	33.3	0 - 2	0	6	9	15	2	3	2	2	2	17
7/18	DAL	36:35	6 - 15	40.0	1 - 3	33.3	9 - 9	100.0	3	4	7	3	2	0	2	2	22
7/20	@NY	32:54	8 - 16	50.0	3 - 5	60.0	1 - 2	50.0	3	9	12	3	1	2	2	4	20
7/23	@ATL	34:54	10 - 14	71.4	1 - 2	50.0	3 - 3	100.0	1	8	9	5	2	0	1	3	24
8/1	LV	30:24	8 - 15	53.3	1 - 3	33.3	2 - 2	100.0	1	10	11	1	2	0	1	3	19
8/4	SEA	29:48	6-12	50.0	0-2	0.0	1-2	50.0	1	9	10	1	3	2	0	1	13
8/8	PHO	27:17	9-13	69.2	2-4	50.0	4-4	100.0	2	5	7	3	2	0	1	3	24
8/11	CHI	28:35	8-13	61.5	0-1	0	1-2	50.0	1	11	12	1	1	0	3	3	17
8/14	@DAL																
8/16	@CHI																
8/20	MIN																
8/22	IND																
8/25	CT																
8/27	@WASH																
8/29	@IND																
8/31	@LV																
9/3	ATL																
9/5	SEA																
9/8	MIN																