

# LOS ANGELES SPARKS 2019 GAME NOTES



## Los Angeles Sparks (6-6) vs. Washington Mystics (9-3)

July 7, 2019

Staples Center | 2:00 pm (PT) | League Pass, Spectrum SportsNet, Monumental



### PRESEASON SCHEDULE

Date	Opponent	Time/Result	Record
5/11	at Phoenix*	L, 75-82	N/A
5/17	SEATTLE*	W, 92-85	N/A

### REGULAR SEASON SCHEDULE

Date	Opponent	Time/Result	Record
5/26	at Las Vegas	L, 70-83	0-1
5/31	CONNECTICUT	W, 77-70	1-1
6/4	at New York	W, 78-73	2-1
6/6	at Connecticut	L, 89-77	2-2
6/8	at Minnesota	W, 89-85	3-2
6/14	at Phoenix	W, 85-68	4-2
6/15	NEW YORK	L, 92-98	4-3
6/18	WASHINGTON	L, 81-52	4-4
6/21	at Seattle	L, 84-62	4-5
6/23	at Phoenix	L, 82-72	4-6
6/27	LAS VEGAS	W, 86-74	5-6
6/30	CHICAGO	W, 94-69	6-6
7/7	WASHINGTON	2:00 p.m.	
7/9	at Dallas	10:00 a.m.	
7/12	at Indiana	4:00 p.m.	
7/14	at Atlanta	12:00 p.m.	
7/18	DALLAS	12:30 p.m.	
7/20	at New York	12:00 p.m.	
7/23	at Atlanta	4:00 p.m.	
8/1	LAS VEGAS	7:00 p.m.	
8/4	SEATTLE	2:00 p.m.	
8/8	PHOENIX	7:00 p.m.	
8/11	CHICAGO	2:00 p.m.	
8/14	at Dallas	5:00 p.m.	
8/16	at Chicago	5:00 p.m.	
8/20	MINNESOTA	7:30 p.m.	
8/22	INDIANA	7:30 p.m.	
8/25	CONNECTICUT	2:00 p.m.	
8/27	at Washington	4:00 p.m.	
8/29	at Indiana	4:00 p.m.	
8/31	at Las Vegas	7:30 p.m.	
9/3	ATLANTA	7:30 p.m.	
9/5	SEATTLE	7:30 p.m.	
9/8	MINNESOTA	1:00 p.m.	

\* = Preseason

All times listed are Pacific Time

### CONTACT INFORMATION

#### Eli Horowitz

Director, Public Relations and Communications  
ehorowitz@la-sparks.com  
(847) 644-9932

#### Natalie Gilmore

Coordinator, Public Relations and Communications  
ngilmore@la-sparks.com  
(661) 714-8051



@LA\_Sparks



@LA\_Sparks



Los Angeles Sparks

### SPARKS ALL STARS

G	12	CHELSEA GRAY						5'11"		170 LBS					
GP/GS	12/12	PPG	14.2	RPG	3.4	APG	4.8	SPG	0.8	FG%	41.8	3FG%	34.1	MPG	29.5

Gray recorded her 500th career assist and scored a career-high 29 points against the Liberty on June 4. Gray also logged a 21-point performance to help the Sparks defeat the Minnesota Lynx on June 8, eclipsing the 1500-point career milestone. She is shooting 34.3% from beyond the arc. Gray passed Tina Thompson with 1,569 points and entered the top-10 in Sparks scoring history on June 18. Leading the Sparks in minutes played as well as points per game, Gray is also the only member of the Sparks to start all of Los Angeles' games.

F/C	13	CHINEY OGWUMIKE						6'4"		173 LBS					
GP/GS	12/8	PPG	11.8	RPG	7.2	APG	1.0	SPG	1.2	FG%	49.2	3FG%	0.0	MPG	26.7

Ogwumike joined the Sparks in 2019 following her offseason trade from the Sun and put up 20 points in the teams' first head-to-head meeting on May 31. The former Rookie of the Year recorded her first double-double of the season in a win over the Liberty on June 4 and her second in the Sparks second victory over the Liberty. The forward recorded 26 points and grabbed 14 rebounds. Coming off the bench on June 23, Ogwumike scored 12 points and grabbed five rebounds.

F	3	CANDACE PARKER					6'4"	175 LBS							
GP/GS	5/5	PPG	9.4	RPG	7.0	APG	2.8	SPG	1.4	FG%	32.0	3FG%	29.4	MIN	25.9

The 2008 and 2013 MVP also became the 12th player in WNBA history to reach the 2,500 rebound milestone. Parker made her 2019 season debut on June 18th against the Mystics and recorded her first double-double in the 2019 season against the Mercury on June 23. Parker pushed past Swin Cash to earn 17th in All-Time Scoring with 5,123 career points on June 23.

G/F	0	ALANA BEARD				5'11"	160 LBS		
GP/GS	4/3	PPG 3.8	RPG 2.5	APG 2.8	SPG 1.2	FG% 33.3	3FG% 0.0	MPG 19.7	

Beard notched five points and dished out four assists against the Las Vegas Aces in the first game of the 2019 season. She was out for injury the following seven games of the season before returning to the starting lineup on June 21. She leads all active WNBA players in career steals and passed the 700 career steals milestone to become only the third player to do so behind Tamika Catchings (1074) and Ticha Penicheiro (764).

F	30	NNEKA OGWUMIKE				6'2"	174 LBS								
GP/GS	11/11	PPG	13.5	RPG	9.2	APG	1.5	SPG	1.4	FG%	44.2	3FG%	40.9	MPG	28.0

The five-time WNBA All-Star, 2016 WNBA MVP and former Rookie of the Year notched her third double-double of the season, registering 21 points and 10 rebounds against Connecticut on June 6. The forward's 9.5 rebounds per game currently ranks third in the league. Ogwumike recorded three double-doubles in the first eight games of the season and tacked on another vs. the Mercury on June 23 with 11 points and 13 rebounds.

## PLAYER UPDATES

NUM.	PLAYER	POS.	REASON
7	Maria Vadeeva	F/C	Overseas
1	Alexis Jones	G	Right Knee

## WHERE DID YOU COME FROM?

NUM.	PLAYER	HOW ACQUIRED
0	Alana Beard	Free agent (2012)
1	Alexis Jones	Trade (2019)
2	Riquna Williams	Trade (2016)
3	Candace Parker	Draft (2008)
5	Marina Mabrey	Draft (2019)
7	Maria Vadeeva	Draft (2018)
10	Tierra Ruffin-Pratt	Free agent (2019)
12	Chelsea Gray	Trade (2016)
13	Chiney Ogumike	Trade (2019)
21	Kalani Brown	Draft (2019)
24	Sydney Wiese	Draft (2017)
30	Nneka Ogumike	Draft (2012)

## MILESTONE WATCH

PLAYER	MILESTONE (CURRENT)
Candace Parker	5500 points (5160) 1200 assists (1168) 3000 rebounds (2583) 550 blocks (504)
Alana Beard	5000 points (4703) 1100 assists (1049) 250 blocks (217) 800 steals (703)
Nneka Ogumike	4000 points (3713) 2000 rebounds (1753)
Chiney Ogumike	1500 points (1485) 1000 rebounds (798)
Chelsea Gray	2000 points (1607) 600 assists (547)

## PRONOUNCIATION

PLAYER/COACH	PRONOUNCIATION
Alana Beard	ah-LAY-nah
Kalani Brown	kuh-lah-NEE
Chiney Ogumike	shih-NAY Oh-gwoo-MIH-kay
Nneka Ogumike	NEH-kuh Oh-gwoo-MIH-kay
Tierra Ruffin-Pratt	Tee-air-rah
Maria Vadeeva	Vuh-DEE-vuh
Sydney Wiese	WEECE (rhymes with REESE)
Riquna Williams	rih-QUAHN-uh

## COACHING STAFF

NAME	ROLE
Derek Fisher	Head Coach
Latricia Trammell	Assistant Coach
Fred Williams	Assistant Coach
Jamal "Dash" Lovell	Player Development Coach
Courtney Watson	Athletic Trainer
Kelly Dormandy	Strength and Conditioning Coach
Rachel Schrote	Video Coordinator

## EDD vs. CP3

The Los Angeles Sparks look to extend their winning streak to three in another Sunday Afternoon game at Staples. With a victory, the Sparks become the first WNBA team to 500 wins and an all time record of 500 - 293. The team would also move to above .500 for the first time since June 14th. Los Angeles is coming off of an impressive home victory against the Chicago Sky, where they were led in scoring by guard Riquna Williams, who had 19 points and shot 45.5% from the field. All active players appeared in the game against Chicago, with each player playing over 14 minutes. Five players on the Sparks scored in double figures en route to the Sparks highest scoring game of the season.

## SCHOOL OF FISHER

The Los Angeles Sparks named Derek Fisher as its new head coach during the offseason on December 5, 2018. Fisher won five titles in 18 NBA seasons with the Los Angeles Lakers, and played alongside Kobe Bryant and Shaquille O'Neal en route to three consecutive titles from 2000 to 2002. Fisher began his coaching career as the head coach of the New York Knicks during the 2015-2016 season. The Sparks' 12th head coach hopes to translate his championship experience to the Sparks as he enters his first season in the league for the 2019 WNBA season.

## NEW FACES

In addition to bringing in head coach Derek Fisher, the Los Angeles Sparks also made some roster changes as well. The Sparks took center Kalani Brown as the seventh overall pick and guard Marina Mabrey as the 19th overall pick in the 2019 WNBA Draft. Following the draft, Los Angeles acquired guard Alexis Jones from the Minnesota Lynx in exchange for guard Odyssey Sims, before trading a first-round pick to the Connecticut Sun in exchange for two-time All-Star forward/center Chiney Ogumike. Before the draft, the Sparks signed free agent guard Tierra Ruffin-Pratt, who played six seasons with the Washington Mystics and helped them reach the 2018 WNBA Finals.

## IT ALL STARTS UP FRONT

Already with a deep frontcourt in forwards Candace Parker, Nneka Ogumike, and Maria Vadeeva last season, the Sparks will add forward/center Chiney Ogumike and center Kalani Brown to the rotation. The three were vital to the Sparks posting the WNBA's fifth best field goal percentage of 45.2 during Los Angeles' 2018 year campaign. Ogumike averaged 14.4 points and 7.5 rebounds per game in Connecticut, shooting a career-high 60.3 percent from the field. Brown – who helped Baylor win the 2019 NCAA Championship – averaged 15.6 points and 8.1 rebounds per game during her senior season.

## KALANI BROWN AKA 'THE BABY ENFORCER'

Kalani Brown, AKA 'The Baby Enforcer', scored a career high 12 points against the Las Vegas Aces on June 27. The rookie held up defensively against the All-Star frontcourt of A'ja Wilson and Liz Cambage and was able to get consistent deep post position to put herself in position to score inside. Brown brings an element the Sparks need with her size at 6'7" and continues to improve each game.

## GRAY SCALE

The Sparks announced the resigning of guard Chelsea Gray on April 30. In 2018, Gray evolved into one of the best point guards in the league, averaging new career-highs in points (14.9), assists (5.1), rebounds (3.4) and steals (1.4) in her second season as a full time starter. In her fourth season in the league, Gray earned her second consecutive WNBA All-Star honors after having a breakout season in 2017. She opened last season with a game-winning buzzer-beater to give the Sparks a 77-76 win over the Minnesota Lynx. Gray recorded her 500th career assist and scored a career high 29 points in the third game of 2019 at New York. The point guard also achieved her 1500 career points milestone on June 8 at Minnesota.

## 2019 LOS ANGELES SPARKS ROSTER

NUM.	PLAYER	POS.	HT.	YRS OF EXP.	DOB	COLLEGE
0	Alana Beard	G/F	5'11"	13	05/14/82	Duke
1	Alexis Jones	G	5'9"	2	05/08/94	Baylor
2	Riquna Williams	G	5'7"	6	05/28/90	Miami (Fla.)
3	Candace Parker	F/C	6'4"	11	04/19/86	Tennessee
5	Marina Mabrey	G	5'11"	R	11/14/96	Notre Dame
7	Maria Vadeeva*	F/C	6'4"	1	07/16/98	Russia
10	Tierra Ruffin-Pratt	G/F	5'11"	6	04/11/91	North Carolina
12	Chelsea Gray	G	5'11"	4	10/08/92	Duke
13	Chiney Ogumike	F/C	6'4"	3	03/22/92	Stanford
21	Kalani Brown	C	6'7"	R	03/21/97	Baylor
24	Sydney Wiese	G	6'0"	2	06/16/95	Oregon State
30	Nneka Ogumike	F	6'2"	7	07/02/90	Stanford

\*will return after overseas commitments

# 2019 LA SPARKS ROSTER



**ALANA BEARD**  
Position: G/F  
Height: 5'11"  
DOB: 5/14/82  
College: Duke



**ALEXIS JONES**  
Position: G  
Height: 5'9"  
DOB: 5/8/94  
College: Baylor



**RIQUANA WILLIAMS**  
Position: G  
Height: 5'7"  
DOB: 5/28/90  
College: Miami



**CANDACE PARKER**  
Position: F/C  
Height: 6'4"  
DOB: 4/19/86  
College: Tennessee



**MARINA MABREY**  
Position: G  
Height: 5'11"  
DOB: 9/14/96  
College: Notre Dame



**MARIA VADEEVA**  
Position: F/C  
Height: 6'4"  
DOB: 7/16/98  
College: Russia



**TIERRA RUFFIN-PRATT**  
Position: G/F  
Height: 5'11"  
DOB: 4/11/91  
College: North Carolina



**CHELSEA GRAY**  
Position: G  
Height: 5'11"  
DOB: 10/8/92  
College: Duke



**CHINEY OGUMIKE**  
Position: F/C  
Height: 6'4"  
DOB: 3/22/92  
College: Stanford



**KALANI BROWN**  
Position: C  
Height: 6'7"  
DOB: 3/21/97  
College: Baylor



**SYDNEY WIESE**  
Position: G  
Height: 6'0"  
DOB: 6/16/95  
College: Oregon State




**NNEKA OGUMIKE**  
Position: F  
Height: 6'2"  
DOB: 7/2/90  
College: Stanford

## COACHING STAFF



**DEREK FISHER**  
HEAD COACH



**FRED WILLIAMS**  
ASSISTANT COACH




**LATRICA TRAMMELL**  
ASSISTANT COACH



**JAMAL LOVELL**  
PLAYER  
DEVELOPMENT  
COACH



**COURTNEY WATSON**  
DIRECTOR OF  
SPORTS MEDICINE/  
HEAD ATHLETIC  
TRAINER



**KELLY DORMANDY**  
STRENGTH &  
CONDITIONING  
COACH

## WASHINGTON MYSTICS

**PREVIEW:** The Los Angeles Sparks look to continue their success at home as they take on the Washington Mystics for the second time this season. The Sparks have won their last two games and are looking to extend their win streak to three games, which would make it their longest winning streak of the 2019 season. With a win, the Sparks will move back above .500 for the first time since June 14th. Last time out Los Angeles was able to soar past the Chicago Sky 94-69, maintaining control of the game throughout.

The Washington Mystics have started off the 2019 season with a 9-3 record and are currently on a five-game winning streak dating back to June 18th, where the Mystics defeated the Sparks by a score of 81-52. Washington currently resides at the top of the WNBA standings, while the Los Angeles Sparks sit in fifth place. To begin the 2019 season, the Mystics lead the WNBA in scoring per game (86.8) as well as assists per game (21.3). Washington also leads the WNBA in 3-Pointers made per game with 8.9 3PM.

Washington is led by five-time all-star and 2015 WNBA MVP Elena Delle Donne, who is averaging 17.2 points and 8.9 rebounds to start the season. Her 8.9 RPG ranks her fifth in rebounding in the league, behind Sparks forward Nneka Ogumike who is third in the WNBA, averaging 9.2. Since 2015, Delle Donne has started every game that she has been active for. In addition to Delle Donne, the Mystics are also led by point guard Kristi Toliver. Toliver, a 2016 WNBA Champion with the Los Angeles Sparks, is in her third season with Washington, is averaging 11.8 points and 5.3 assists per game. Toliver's 5.3 APG currently ranks her sixth in the WNBA.

Los Angeles is coming off of an impressive home victory against the Chicago Sky, where they were led in scoring by guard Riquna Williams, who had 19 points and shot 45.5% from the field. All active players played in the game against Chicago, with each player playing over 14 minutes. Five players on the Sparks scored in double figures en route to the Sparks highest scoring game of the season. In addition to scoring the ball in volume, Los Angeles also passed the ball well, tallying 21 total assists, five coming from rookie Marina Mabrey, which marks her career-high.

During the offseason, the Washington Mystics received the tenth overall selection of the 2019 WNBA Draft, where they selected Kiara Leslie. Leslie, a guard from North Carolina State, is expected to miss the first three to four months of the season after sustaining a meniscus tear right before their first exhibition game of the 2019 season. Aside from the WNBA Draft, Washington were able to resign guard Natasha Cloud and forward LaToya Sanders. Cloud and Sanders have each started all seven games that the Mystics have played to begin the year, with Cloud averaging 32.1 minutes per game and Sanders with 23.4 MPG.

The Sparks and Mystics faced each other earlier in the season, where the Mystics defeated the Sparks 81-52. Washington forward Ariel Atkins led all scorers in the game, scoring 22 points. This matchup also marked Candace Parker's first game back from injury, where she played close to 25 minutes, scoring three points in limited action. The Sparks will be looking for revenge when Washington comes back to STAPLES Center, hoping to build off of impressive victories against Las Vegas and Chicago, before hitting the road for a three-game road trip.

\*Statistics as of July 2nd\*

**HEAD COACH:** Mike Thibault, 7th season

### PROBABLE STARTERS:

C LaToya Sanders  
G Kristi Toliver  
G Natasha Cloud  
F Ariel Atkins  
F Elena Delle Donne



SPARKS MOST RECENT GAME (6/30/19)	SPARKS' LAST GAME AGAINST MYSTICS (6/18/19)	MYSTICS MOST RECENT GAME (6/29/19)																																																															
<table><tr><td></td><td>1</td><td>2</td><td>3</td><td>4</td><td>OT</td><td>FINAL</td></tr><tr><td>LA</td><td>24</td><td>24</td><td>23</td><td>23</td><td>–</td><td>94</td></tr><tr><td>CHI</td><td>21</td><td>15</td><td>14</td><td>19</td><td>–</td><td>69</td></tr></table>		1	2	3	4	OT	FINAL	LA	24	24	23	23	–	94	CHI	21	15	14	19	–	69	<table><tr><td></td><td>1</td><td>2</td><td>3</td><td>4</td><td>OT</td><td>FINAL</td></tr><tr><td>LA</td><td>10</td><td>17</td><td>11</td><td>14</td><td>--</td><td>52</td></tr><tr><td>WSH</td><td>24</td><td>24</td><td>14</td><td>19</td><td>--</td><td>81</td></tr></table>		1	2	3	4	OT	FINAL	LA	10	17	11	14	--	52	WSH	24	24	14	19	--	81	<table><tr><td></td><td>1</td><td>2</td><td>3</td><td>4</td><td>OT</td><td>FINAL</td></tr><tr><td>WAS</td><td>29</td><td>27</td><td>22</td><td>24</td><td>–</td><td>102</td></tr><tr><td>CT</td><td>15</td><td>15</td><td>15</td><td>14</td><td>–</td><td>59</td></tr></table>		1	2	3	4	OT	FINAL	WAS	29	27	22	24	–	102	CT	15	15	15	14	–	59
	1	2	3	4	OT	FINAL																																																											
LA	24	24	23	23	–	94																																																											
CHI	21	15	14	19	–	69																																																											
	1	2	3	4	OT	FINAL																																																											
LA	10	17	11	14	--	52																																																											
WSH	24	24	14	19	--	81																																																											
	1	2	3	4	OT	FINAL																																																											
WAS	29	27	22	24	–	102																																																											
CT	15	15	15	14	–	59																																																											
Biggest Lead: LA: 25   CHI: 5 Lead Changes: 1   Times Tied: 2	Biggest Lead: LA: 0   WSH: 30 Lead Changes: 0   Times Tied: 0	Biggest Lead: WAS: 45   CT: 0 Lead Changes: 0   Times Tied: 0																																																															
Points: LA: Williams 19 CHI: DeShields 23 Rebounds: LA: C. Ogwumike 7 CHI: Parker 11 Assists: LA: Gray, Mabrey 5 CHI: Vandersloot 7	Points: LA: N. Ogwumike, Wiese 12 WSH: Atkins 22 Rebounds: LA: Gray, C. Ogwumike 7, WSH: Delle Donne 15 Assists: LA: Parker 3, WSH: Colson 4	Points: WAS: Delle Donne 19 CT: J. Jones 15 Rebounds: WAS: Delle Donne 10 CT: J. Jones 7 Assists: WAS: Cloud 6 CT: J. Thomas 5																																																															



## CHICAGO SKY

Recap: LOS ANGELES, Calif. (June 30, 2019) -- Behind a season-high 10 3-pointers, the Los Angeles Sparks cruised past the Chicago Sky 94-69 on Sunday afternoon, winning back-to-back contests in their second of a three-game home stand.

The Sparks outscored the Sky in all four quarters and every player who saw action for Los Angeles scored, including five players who registered double-digit scoring performances. Riquana Williams led the way with 19 points for the Sparks and Diamond DeShields scored 23 for Chicago.

The Sky started the game on a 5-0 run, but the Sparks answered with an 11-0 run. Candace Parker either scored or assisted on every basket during the run, including a 3-point play of her own. Sydney Wiese – who did not see the court in the Sparks' last two games – knocked down a 3-pointer to give Los Angeles a 24-21 lead heading into the second quarter. She'd finish with 11 points. Both teams shot over 50% from beyond the arc, with Chicago going 5-of-10 and Los Angeles going 4-of-7.

In the second period, Williams buried her third 3-pointer of the contest to put the Sparks up 27-21. Los Angeles held Chicago to just 25.6% from the field for the half, resulting in a 48-36 halftime advantage. Despite finishing the half going 7-of-16 from downtown, the Sky shot just 3-of-23 from inside the arc in the first two periods.

After the break, Parker nailed a pull-up 3 to put the Sparks up 51-36. A right-elbow jumper from Tierra Ruffin-Pratt marked the Sparks' fourth game of the season with every player scoring. Los Angeles' lead ballooned to 25 points – its largest of the game – after a 3-pointer by Ruffin-Pratt. With the win, the Sparks hit .500 and handed the Sky their fourth loss in their last five games. About a third of the way into the season, the Sparks currently sit at fifth behind the Las Vegas Aces in the league's standings.

**Up Next:** The Sparks will stay at home and host the Washington Mystics next Sunday afternoon at 2:00 p.m. PT on Spectrum SportsNet and League Pass.



### SPARKS MOST RECENT GAME vs. SKY (6/30/19)

	1	2	3	4	OT	FINAL
LA	24	24	23	23	–	94
CHI	21	15	14	19	–	69

Biggest Lead: LA: 25 | CHI: 5  
Lead Changes: 1 | Times Tied: 2

Points: LA: Williams 19  
CHI: DeShields 23  
Rebounds: LA: C. Ogwumike 7  
CHI: Parker 11  
Assists: LA: Gray, Mabrey 5  
CHI: Vandersloot 7

# 2019 TEAM BOX SCORE

DATE	OPPONENT	MIN	FG-A	PCT	3PM-A	PCT	FTM-A	PCT	OFF	DEF	TOT	AST	STL	BLK	TO	PF	PTS
5/26	@LV	200:0	28 - 77	36.4	5 - 13	38.5	9 - 13	69.2	10	30	40	17	9	8	14	22	70
5/31	CT	200:0	28 - 72	38.9	6 - 20	30.0	15 - 17	88.2	9	30	39	15	6	4	10	22	77
6/4	@NY	200:0	27 - 78	34.6	8 - 21	38.1	16 - 20	80.0	13	27	40	15	9	6	12	15	78
6/6	@CT	200:0	29 - 66	43.9	8 - 25	32.0	11 - 12	91.7	7	18	25	23	13	4	21	18	77
6/8	@MIN	200:0	32 - 74	43.2	9 - 25	36.0	16 - 17	94.1	12	21	33	18	13	5	16	21	89
6/14	@PHX	200:0	34 - 66	51.5	9 - 19	47.4	8 - 9	88.9	5	25	30	19	7	4	9	21	85
6/15	NY	200:0	39 - 84	46.4	8 - 23	34.8	6 - 7	85.7	12	30	42	22	5	3	14	22	92
6/18	WASH	200:0	19 - 66	28.8	3 - 19	15.8	11 - 18	61.6	10	28	38	10	9	1	26	12	52
6/21	@SEA	200:0	23 - 61	37.7	6 - 21	28.6	10 - 12	83.3	5	24	29	13	4	4	14	15	62
6/23	@PHX	200:0	26 - 70	37.1	8 - 23	34.8	12 - 14	85.7	10	29	39	19	2	2	10	24	72
6/27	LV	200:0	32 - 75	42.7	8 - 18	44.4	14 - 15	93.3	8	31	39	17	11	6	14	13	86
6/30	CHI	200:0	35 - 71	49.3	10 - 24	41.7	14 - 15	92.3	10	26	36	21	8	6	14	15	94
7/7	WASH																
7/9	@DAL																
7/12	@IND																
7/14	@ATL																
7/18	DAL																
7/20	@NY																
7/23	@ATL																
8/1	LV																
8/4	SEA																
8/8	PHO																
8/11	CHI																
8/14	@DAL																
8/16	@CHI																
8/20	MIN																
8/22	IND																
8/25	CT																
8/27	@WASH																
8/29	@IND																
8/31	@LV																
9/3	ATL																
9/5	SEA																
9/8	MIN																

## 2019 REGULAR SEASON SUPERLATIVES

### LOS ANGELES SPARKS HIGHS

Points, Game.....94 vs. Chicago 6/30  
Points, First Half.....50 @ New York 6/4  
Points, Second Half..... 47 @ Phoenix 6/14  
Points, 1Q.....24 vs. Chicago 6/30  
Points, 2Q.....31 vs. New York 6/15  
Points, 3Q.....26 vs. Las Vegas 6/27  
Points, 4Q.....25 @ Connecticut 6/6  
Points, Overtime.....N/A

Field Goals Made.....39 vs. New York 6/15  
Field Goals Att.....84 vs. New York 6/15  
Field Goal Percentage...51.9% @ Phoenix 6/14  
3FG Made.....10 vs. Chicago 6/30  
3FG Att..... 25 @ Connecticut 6/6, @MIN 6/8  
3FG Percentage.....47.4 % @ Phoenix 6/14  
Free Throws Made.....16 @ New York 6/4, @MIN 6/8  
Free Throws Att..... 20 @ New York 6/4  
FT Percentage.....94.1% @ Minnesota 6/8

Offensive Rebounds....13 @ New York 6/4  
Defensive Rebounds...31 vs. Las Vegas 6/27  
Total Rebounds.....42 vs. New York 6/15  
Assists.....23 @ Connecticut 6/6  
Steals.....13 @ Connecticut 6/6, @MIN 6/8  
Turnovers.....26 vs. Washington 6/18  
Blocked Shots..... 8 @ Las Vegas 5/26  
Personal Fouls.....24 @ Phoenix 6/23

### OPPONENT HIGHS

Points, Game..... 98 vs. New York 6/15  
Points, First Half..... 48 vs. NY 6/15, vs. WSH 6/18  
Points, Second Half.....50 vs. New York 6/15  
Points, 1Q.....27 @ Las Vegas 5/26  
Points, 2Q.....31 vs. New York 6/15  
Points, 3Q.....27 @ Minnesota 6/8  
Points, 4Q.....26 vs. New York 6/15  
Points, Overtime.....N/A

Field Goals Made.....34 @ Connecticut 6/6  
Field Goals Att.....72 vs. LV 5/27, vs. CHI 6/30  
Field Goal Percentage..47.1 % vs. New York 6/14  
3FG Made.....14 vs. Washington 6/18, @ SEA 6/21  
3FG Att.....28 vs. Washington 6/18  
3FG Percentage.....53.8% @ Seattle 6/21  
Free Throws Made.....23 vs. New York 6/14  
Free Throws Att.....26 @ Minnesota 6/8  
FT Percentage.....100.0% @ Phoenix 6/14

### LOS ANGELES SPARKS LOWS

-Points, Game.....52 vs. Washington 6/18  
-Points, First Half.....27 vs. Washington 6/18  
-Points, Second Half.....25 vs. Washington 6/18  
-Points, 1Q.....10 vs. Washington 6/18  
-Points, 2Q.....8 @ Las Vegas 5/26  
-Points, 3Q.....10 @ Seattle 6/21  
-Points, 4Q.....14 vs. Washington 6/18  
-Points, Overtime..... N/A

-Field Goals Made.....19 vs. Washington 6/18  
-Field Goals Att..... 61 @ Seattle 6/21  
-Field Goal Percentage....28.8% vs. Washington 6/18  
-3FG Made.....3 vs. Washington 6/18  
-3FG Att..... 13 @ Las Vegas 5/26  
-3FG Percentage.....15.8% vs. Washington 6/18  
-Free Throws Made.....6 vs. New York 6/15  
-Free Throws Att.....7 vs. New York 6/15  
-FT Percentage.....61.1% vs. Washington 6/18

-Offensive Rebounds....5 @ Phoenix 6/14, @ SEA 6/21  
-Defensive Rebounds.....18 @ Connecticut 6/6  
-Total Rebounds.....25 @ Connecticut 6/6  
-Assists.....10 vs. Washington 6/18  
-Steals.....2 @ Phoenix 6/23  
-Turnovers.....9 @ Phoenix 6/14  
-Blocked Shots.....1 vs. Washington 6/18  
-Personal Fouls.....12 vs. Washington 6/18

### OPPONENT LOWS

-Points, Game.....69 vs. Chicago 6/30  
-Points, First Half.....31 vs. Connecticut 5/31  
-Points, Second Half.....32 @ Phoenix 6/14  
-Points, 1Q.....17 vs. New York 6/14  
-Points, 2Q.....12 vs. Connecticut 5/31  
-Points, 3Q.....14 vs. CT 5/31, @PHX 6/14, vs. WSH 6/19, vs. CHI 6/30  
-Points, 4Q.....18 @LV 5/26, @NY 6/4, @PHX 6/14  
-Points, Overtime.....N/A

-Field Goals Made.....24 vs. CT 5/31, vs. CHI 6/30  
-Field Goals Att.....66 vs. Washington 6/18  
-Field Goal Percentage..30.8% vs Connecticut 5/31  
-3FG Made.....4 @Las Vegas 5/26, @ CT 6/6  
-3FG Att.....14 @ Las Vegas 5/26  
-3FG Percentage.....26.1% vs. Connecticut 5/31  
-Free Throws Made.....9 vs. Las Vegas 5/27  
-Free Throws Att.....12 vs. Las Vegas 5/27  
-FT Percentage.....64% vs. Connecticut 5/31

## HEAD COACH DEREK FISHER



Derek Fisher was named the 12th head coach of the Los Angeles Sparks on December 5, 2018. Fisher is a Los Angeles basketball legend, playing 18 seasons in the NBA and winning five championships with the Los Angeles Lakers. Fisher was drafted 24th overall by the Lakers in 1996, and played alongside Kobe Bryant and Shaquille O'Neal en route to three consecutive titles from 2000-2002. He later added two more rings in 2009 and 2010 with Los Angeles. Fisher also played for the Golden State Warriors, Utah Jazz, Dallas Mavericks and Oklahoma City Thunder.

Fisher's accolades include holding the all-time NBA record for playoff game appearances (259). He's also known for hitting a buzzer-beater with 0.4 seconds left against the San Antonio Spurs in Game 5 of the 2004 Western Conference Semifinals as a member of the Lakers. In his time as a player, he served as president of the players' union from 2006-2013.

After finishing the 2013 season with the Thunder, Fisher transitioned to the sidelines, being named head coach of the New York Knicks on June 10, 2014. Fisher coached into the 2015-2016 season with New York, helping develop then-rookie Kristaps Porzingis.

Fisher is a native of Little Rock, Arkansas where he attended Parkview Arts and Science Magnet High School, lettering in basketball. He then attended the University of Arkansas at Little Rock, where he finished his four-year career second all-time in school history in points (1,393), assists (472) and steals (189). His senior year, he was named Sun Belt Conference Player of the Year.

In the spring of 2016, Fisher became a television analyst for TNT, NBA TV and later Spectrum SportsNet as an in-studio analyst for the Lakers.





### Fred Williams



Fred Williams was named assistant coach of the Los Angeles Sparks on Jan. 22, 2019 and brings over 35 years of collegiate and professional coaching experience. Most recently, Williams served as the Dallas Wings, previously Tulsa Shock, head coach from 2014-2018 where he coached WNBA All-Stars Skylar Diggins and Liz Cambage.

Williams launched his coaching career in 1983 as an assistant coach at USC where he coached standouts Cynthia Cooper, Pamela McGee, Cheryl Miller, Lisa Leslie and Tina Thompson. Williams helped lead the Trojans to back-to-back NCAA titles in 1983 and 1984 before serving as head coach from 1995-1997.

In addition to his time in Dallas, Williams previously served as head coach of the Utah Starzz from 1999-2001. Williams then spent six seasons with the Atlanta Dream, winning three WNBA Eastern Conference Championships. Williams took over Atlanta's head coach in 2012 and led the Dream to the WNBA finals in 2013.

Williams played for Boise State men's basketball program from 1976-1979 and averaged 12.0 points and 5.8 assists in his final season. The All-Big Sky Conference point guard played briefly in the NBA for the Utah Jazz before transitioning to a role on the sidelines. He also served as an advance scout for the Washington Mystics, Utah Jazz, Seattle Supersonics and Sacramento Kings.

Off the court, Williams is an avid musician who produces jazz music under the name "Freddy Bass Williams." He has released two jazz albums titled "Game Time" and "My Gift to You." Williams is originally from Inglewood, California, but currently resides in Irving, Texas with his wife Bo and their five children.

### Latricia Trammell



Latricia Trammell was named assistant coach of the Los Angeles Sparks on Jan. 22, 2019. Trammell most recently served as an assistant coach for the San Antonio Stars in 2017 where she worked with the first overall pick Kelsey Plum.

Trammell also served as head coach at Oklahoma State University, producing an 85-10 record with the Stars. She led the team to back-to-back NAIA Division I women's basketball national championships in 2014 and 2015, which earned her National Coach of the Year honors in those two years. After her two titles at OCU, Trammell transitioned to Division I basketball and became an assistant coach for Georgia State from 2015-2017 before transitioning to the WNBA. Trammell holds a 255-131 overall high school and college coaching record in her 24 years on the sidelines.

The Oklahoma native debuted as a head coach when she took over the job at Western State (Colo.) University. Trammell spent five seasons with the Mountaineers and built Western State to be a top contender in the Rocky Mountain Athletic Conference. Trammell's team notched a 105-76 record and made five consecutive RMAC Shootout appearances, catapulting her to become the third winningest coach in program history.

Trammell formally served on the WBCA National Convention Advisory Board and on the voting committee for USA Today/ESPN D-II Top 25. The Seminole, Oklahoma native is also a frequent basketball clinician and was a former player for both Seminole State College and East Central Oklahoma.

### Jamal Lovell



The Los Angeles Sparks named Jamal "Dash" Lovell their player development assistant coach on March 4, 2019. Lovell is a professional basketball skills trainer bringing over 11 years of experience working with NBA, WNBA and NCAA athletes, including Candace Parker, Paul George and Dwyane Wade.

Lovell is currently involved with high-profile training clinics in Los Angeles, New York and Miami. In total, Lovell has helped 22 players play NCAA Division I basketball and has worked with over 30 NBA and WNBA players. Lovell, who's known for his training brand DashLetics, believes that aggressiveness, balance and footwork are the key components for success on the court.

#0	ALANA BEARD	GUARD/FORWARD	5-11	5/14/84	DUKE	13TH SEASON
----	-------------	---------------	------	---------	------	-------------

**2019 Regular Season Averages:**

G-GS	PPG	RPG	APG	SPG	BPG	MPG	FG%	3FG%	FT%
4-3	3.8	2.5	2.8	1.2	0	19.7	33.3	0	83.3

	2019 Season Highs	Career Highs	Playoff Career Highs
PTS	8	33, at PHX 6/4/08	22, at CT 9/29/04
REB	3	10, Twice	9, at PHX 9/21/13 (Twice)
AST	4	10, at SA 6/28/12	7, vs MIN 10/14/16 (Twice)
STL	5	7 vs. LA, 5/21/06	4, vs MIN 9/20/15 (Twice)
BLK	0	4, Twice	4, at CT 9/29/04
FGM	3	13, vs. SEA 7/23/06	9, at CT 9/29/04
3FGM	0	6, at ATL 6/3/08	1, vs. MIN 10/14/16 (6 times)
FTM	1	11, Twice	7, at CT 9/27/04
MINS	23:27	48, vs. IND 6/18/05	39, at PHX 9/21/13



## GAME BY GAME STATS

Date	Opponent	MIN	FG-A	PCT	3PM-A	PCT	FTM-A	PCT	OFF	DEF	TOT	AST	STL	BLK	TO	PF	PTS
5/26	@LV	20:00	2 - 4	50.0	-	-	1 - 2	50.0	0	3	3	4	0	0	1	2	5
5/31	CT	-	-	-	-	-	-	-	-	-	-	-	-	-	-	-	-
6/4	@NY	-	-	-	-	-	-	-	-	-	-	-	-	-	-	-	-
6/6	@CT	-	-	-	-	-	-	-	-	-	-	-	-	-	-	-	-
6/8	@MIN	-	-	-	-	-	-	-	-	-	-	-	-	-	-	-	-
6/14	@PHO	-	-	-	-	-	-	-	-	-	-	-	-	-	-	-	-
6/15	NY	-	-	-	-	-	-	-	-	-	-	-	-	-	-	-	-
6/18	WASH	-	-	-	-	-	-	-	-	-	-	-	-	-	-	-	-
6/21	@SEA	23:27	3 - 6	50.0	0 - 1	0	2 - 2	100.0	1	2	3	2	0	0	1	1	8
6/23	@PHO	16:08	0 - 3	0	0 - 1	0	-	-	0	1	1	2	0	0	0	2	0
6/27	LV	19:14	0 - 2	0	-	-	2 - 2	100.0	0	3	3	3	5	0	1	1	2
6/30	CHI	-	-	-	-	-	-	-	-	-	-	-	-	-	-	-	-
7/7	WASH																
7/9	@DAL																
7/12	@IND																
7/14	@ATL																
7/18	DAL																
7/20	@NY																
7/23	@ATL																
8/1	LV																
8/4	SEA																
8/8	PHO																
8/11	CHI																
8/14	@DAL																
8/16	@CHI																
8/20	MIN																
8/22	IND																
8/25	CT																
8/27	@WASH																
8/29	@IND																
8/31	@LV																
9/3	ATL																
9/5	SEA																
9/8	MIN																






#3	CANDACE PARKER	FORWARD/CENTER	6-4	4/19/86	TENNESSEE	11TH SEASON
----	----------------	----------------	-----	---------	-----------	-------------

**2019 Regular Season Averages:**

G-GS	PPG	RPG	APG	SPG	BPG	MPG	FG%	3FG%	FT%
5 - 5	9.4	7.0	2.8	1.4	0.6	25.9	32.0	29.4	83.3

	2019 Season Highs	Career Highs	Playoff Career Highs
PTS	18	40, vs HOU 7/9/08	33, vs. MIN 10/7/12
REB	11	20, at SA 6/1/13	18, at PHO 9/25/09
AST	3	11, at WAS 6/15 /18	11, at PHO 9/17/17
STL	4	8, vs IND 8/18/15	5, vs. MIN 9/29/17
BLK	2	9, vs TUL 6/20/12	4, at MIN 10/4/17 (5 Times)
FGM	6	14, vs SEA 7/25/13	14, vs. MIN 10/7/12
3FGM	2	5, Twice	3, at CHI 10/4/16 (4 Times)
FTM	4	14 vs. SEA 7/25/13	15, at CHI 10/4/16
MINS	28:28	48, Twice	40, at MIN 9/22/15 (4 Times)



## GAME BY GAME STATS

[illegible]



#5	MARINA MABREY	GUARD	5-11	11/14/96	NOTRE DAME	R-SEASON
----	---------------	-------	------	----------	------------	----------

**2019 Regular Season Averages:**

G-GS	PPG	RPG	APG	SPG	BPG	MPG	FG%	3FG%	FT%
12-0	4.9	1.9	1.4	0.8	0.3	14.7	33.3	25.6	83.5

	2019 Season Highs	Career Highs	Playoff Career Highs
PTS	14	14, @ CT (6/6/19)	—
REB	5	5, vs. WAS (6/19/19)	—
AST	5	5, vs. CHI (6/30/19)	—
STL	3	3, @ MN (6/8/19)	—
BLK	2	2, vs NY (6/14/19)	—
FGM	4	4, @ CT (6/6/19)	—
3FGM	3	3, @ CT (6/6/19)	—
FTM	3	3, @ CT (6/6/19)	—
MINs	28:08	20, @LV (5/26/19)	—



## GAME BY GAME STATS

[illegible]

#7	MARIA VADEEVA	FORWARD/CENTER	6-4	6/16/98	RUSSIA	2ND SEASON
----	---------------	----------------	-----	---------	--------	------------

### 2019 Regular Season Averages:

G-GS	PPG	RPG	APG	SPG	BPG	MPG	FG%	3FG%	FT%
1-1	24.0	5.0	1.0	2.0	3.0	24.0	.55	50.0	0

	2019 Season Highs	Career Highs	Playoff Career Highs
PTS	24	24, at LV 5/26/19	--
REB	5	7, at LV 6/29/18	--
AST	1	2, vs. DAL 6/26/18	--
STL	2	2, @ DAL 6/22/18	--
BLK	3	3, vs. DAL 6/26/18	--
FGM	11	3, 3 times	--
3FGM	2	1, 2 times	--
FTM	0	3, at LV 6/29/18	--
MINs	24	13, @ DAL 6/22/18	--



## GAME BY GAME STATS

[illegible]





#13	CHINEY OGWUMIKE	FORWARD/CENTER	6-4	03/21/92	STANFORD	3RD SEASON
-----	-----------------	----------------	-----	----------	----------	------------

**2019 Regular Season Averages:**

G-GS	PPG	RPG	APG	SPG	BPG	MPG	FG%	3FG%	FT%
12-8	11.8	7.2	1.0	1.2	0.8	26.7	49.2	0.0	75.0

	2019 Season Highs	Career Highs	Playoff Career Highs
PTS	26	30, vs. SEA 6/15/18	2, vs. PHX 8/23/18
REB	14	17, vs. NY 6/29/14	3, vs. PHX 8/23/18
AST	4	4, vs. NY 6/14/19	1, vs. PHX 8/23/18
STL	3	4, two times	2, vs. PHX 8/23/18
BLK	2	7, vs. DAL 7/20/16	–
FGM	9	13, vs. SEA 6/15/18	1, vs. PHX 8/23/18
3FGM	0	1, vs. NY 6/7/18	–
FTM	6	8, vs. CHI 8/10/18	–
MINS	35:43	40, two times	19



## GAME BY GAME STATS

[illegible]



#21	KALANI BROWN	CENTER	6-7	03/21/97	BAYLOR	R-SEASON
-----	--------------	--------	-----	----------	--------	----------

**2019 Regular Season Averages:**

G-GS	PPG	RPG	APG	SPG	BPG	MPG	FG%	3FG%	FT%
11-0	4.8	3.6	0.6	0.3	0.9	14.8	41.3	0	83.3

	2018 Season Highs	Career Highs	Playoff Career Highs
PTS	12	12, vs. LV (6/27/19)	–
REB	5	5, Three Times	–
AST	2	2, @ SEA 6/21/19	–
STL	1	1, @LV 5/26/19	–
BLK	2	2, @LV 5/26/19	–
FGM	4	4, vs. LV (6/27/19)	–
3FGM	--	--	–
FTM	4	4, vs. LV (6/27/19)	–
MINS	22:30	22:30, vs. LV (6/27/19)	–



## GAME BY GAME STATS

[illegible]



#30	NNEKA OGWUMIKE	FORWARD	6-2	7/2/90	STANFORD	7TH SEASON
-----	----------------	---------	-----	--------	----------	------------

### 2019 Regular Season Averages:

G-GS	PPG	RPG	APG	SPG	BPG	MPG	FG%	3FG%	FT%
11-11	13.5	9.2	1.5	1.4	0.2	28.0	44.2	40.9	80.6

	2019 Season Highs	Career Highs	Playoff Career Highs
PTS	21	38 vs. ATL 6/30/16	27, vs. CHI 9/28/16
REB	15	20, at IND 7/12/12	14, vs. PHO 9/19/13
AST	3	8, Twice	6, vs. CHI 10/28/16
STL	4	6 vs. CHI 6/1/14	4, at CHI 10/4/16
BLK	1	5 vs. ATL 6/30/16	3, at CHI 10/4/16
FGM	8	13 vs. ATL 6/30/16	11, vs. LA 9/28/16
3FGM	4	4 at CT 6/6/19	2, vs. MIN 10/14/16
FTM	5	14 vs. WAS, 9/3/15	7, vs. PHO 9/23/13
MINS	33:39	42 Twice	38, at MIN 9/18/15



## GAME BY GAME STATS

[illegible]