

LOS ANGELES SPARKS 2019 GAME NOTES



Los Angeles Sparks (10-8) at Atlanta Dream (5-14)

July 23, 2019

State Farm Arena | 4:00 pm (PT) | Twitter



PRESEASON SCHEDULE

Date	Opponent	Time/Result	Record
5/11	at Phoenix*	L, 75-82	N/A
5/17	SEATTLE*	W, 92-85	N/A

REGULAR SEASON SCHEDULE

Date	Opponent	Time/Result	Record
5/26	at Las Vegas	L, 70-83	0-1
5/31	CONNECTICUT	W, 77-70	1-1
6/4	at New York	W, 78-73	2-1
6/6	at Connecticut	L, 89-77	2-2
6/8	at Minnesota	W, 89-85	3-2
6/14	at Phoenix	W, 85-68	4-2
6/15	NEW YORK	L, 92-98	4-3
6/18	WASHINGTON	L, 81-52	4-4
6/21	at Seattle	L, 84-62	4-5
6/23	at Phoenix	L, 82-72	4-6
6/27	LAS VEGAS	W, 86-74	5-6
6/30	CHICAGO	W, 94-69	6-6
7/7	WASHINGTON	W, 98-81	7-6
7/9	at Dallas	L, 74-62	7-7
7/12	at Indiana	W, 90-84	8-7
7/14	at Atlanta	W(OT), 76-71	9-7
7/18	DALLAS	W, 69-64	10-7
7/20	at New York	L, 83-78	10-8
7/23	at Atlanta	4:00 p.m.	
8/1	LAS VEGAS	7:00 p.m.	
8/4	SEATTLE	2:00 p.m.	
8/8	PHOENIX	7:00 p.m.	
8/11	CHICAGO	2:00 p.m.	
8/14	at Dallas	5:00 p.m.	
8/16	at Chicago	5:00 p.m.	
8/20	MINNESOTA	7:30 p.m.	
8/22	INDIANA	7:30 p.m.	
8/25	CONNECTICUT	2:00 p.m.	
8/27	at Washington	4:00 p.m.	
8/29	at Indiana	4:00 p.m.	
8/31	at Las Vegas	7:30 p.m.	
9/3	ATLANTA	7:30 p.m.	
9/5	SEATTLE	7:30 p.m.	
9/8	MINNESOTA	1:00 p.m.	

* = Preseason

All times listed are Pacific Time

CONTACT INFORMATION

Eli Horowitz

Director, Public Relations and Communications
ehorowitz@la-sparks.com
(847) 644-9932

Natalie Gilmore

Coordinator, Public Relations and Communications
ngilmore@la-sparks.com
(661) 714-8051



@LA_Sparks



@LA_Sparks



Los Angeles Sparks

LAST GAME STARTERS

G	12	CHELSEA GRAY					5'11"	170 LBS		
GP/GS 18/18	PPG 13.4	RPG 4.2	APG 5.5	SPG 1.2	FG% 40.7	3FG% 34.5	MPG 31			

Gray recorded her 500th career assist and scored a career-high 29 points against the Liberty on June 4. Gray also logged a 21-point performance to help the Sparks defeat the Lynx on June 8, eclipsing the 1500-point career milestone. Gray passed Tina Thompson with 1,569 points and entered the top-10 in Sparks scoring history on June 18. The point guard recorded a triple-double (13 points, 13 assists and 10 rebounds), the eighth in WNBA history. This stat line also included a career high in assists and rebounds. Gray was named a 2019 All-Star starter, her third straight year being named an All-Star.

G	24	SYDNEY WIESE				6'1"				165 LBS					
GP/GS	16/8	PPG	4.6	RPG	1.3	APG	1.5	SPG	0.4	FG%	36.5	3FG%	35.4	MPG	17.9

Drafted in 2017, Wiese scored a season high 22 points against the Mystics on May 19, 2017 and set the Sparks individual season high with six 3-pointers. The guard has started eight games this season compared to zero starts last season. She is averaging 4.6 points in 17.9 minutes while shooting 35.4% from beyond the arc. Wiese hit her season-high 12 points against Washington on June 18 and added a career high in assists against New York on July 20 with six.

G/F	10	TIERRA RUFFIN-PRATT				5'11"	180 LBS		
GP/GS	18/17	PPG 6.4	RPG 2.6	APG 2.2	SPG 0.6	FG% 38.2	3FG% 35.9	MPG 25	

Before the 2019 WNBA Draft, The Sparks signed free agent guard Tierra Ruffin-Pratt, who played six seasons with the Washington Mystics and helped them reach the 2018 WNBA Finals. The veteran is averaging 6.4 points per game in her sixth season in the WNBA and is shooting 35.9% from the 3-point line. Earning her spot as a starter in 17 of the Sparks 18 games, TRP is one of the Sparks best perimeter defenders.

F/C	13	CHINEY OGWUMIKE						6'4"			173 LBS				
GP/GS	18/12	PPG	11.6	RPG	7.1	APG	1.1	SPG	1.2	FG%	48.0	3FG%	33.3	MPG	26.6

Ogwumike joined the Sparks in 2019 following her offseason trade from the Sun and put up 20 points in the teams' first head-to-head meeting on May 31. The former Rookie of the Year recorded her first double-double of the season in a win over the Liberty on June 4 and her second in the Sparks second game against the Liberty, scoring 26 points and grabbing 14 rebounds. She notched her third double double of the season on July 9 against Dallas with 11 points and 10 rebounds. She currently ranks second in the WNBA offensive rebounds per game with 3.2.

F	30	NNEKA OGWUMIKE				6'2"	174 LBS								
GP/GS	17/17	PPG	16.2	RPG	9.5	APG	1.8	SPG	1.8	FG%	45.7	3FG%	41.3	MPG	29.8

On July 15, Nneka was named an All-Star for the sixth time in her career. The 2016 MVP's 9.5 rebounds per game currently ranks third in the league. Ogwumike has recorded eight double-doubles this season, which ranks tied for second most in the WNBA. She posted a career high in 3-pointers made, with five, on July 7 against the Mystics alongside 31 points and 10 rebounds. Against the Fever on July 12, Nneka tied her career high with six steals. Nneka was named WNBA Player of the Week for the week ending July 14.

PLAYER UPDATES

NUM.	PLAYER	POS.	UPDATE
0	Alana Beard	G	Hamstring
1	Alexis Jones	G	Knee
2	Riquna Williams	G	Suspended
3	Candace Parker	F/C	Ankle
7	Maria Vadeeva	F/C	Knee

WHERE DID YOU COME FROM?

NUM.	PLAYER	HOW ACQUIRED
0	Alana Beard	Free agent (2012)
1	Alexis Jones	Trade (2019)
2	Riquna Williams	Trade (2016)
3	Candace Parker	Draft (2008)
5	Marina Mabrey	Draft (2019)
7	Maria Vadeeva	Draft (2018)
10	Tierra Ruffin-Pratt	Free agent (2019)
12	Chelsea Gray	Trade (2016)
13	Chiney Ogwumike	Trade (2019)
21	Kalani Brown	Draft (2019)
24	Sydney Wiese	Draft (2017)
30	Nneka Ogwumike	Draft (2012)
44	Karlise Samuelson	Free Agent (2019)

MILESTONE WATCH

PLAYER	MILESTONE (CURRENT)
Candace Parker	5500 points (5169) 1200 assists (1173) 3000 rebounds (2593) 550 blocks (505)
Alana Beard	5000 points (4713) 1100 assists (1052) 250 blocks (218) 800 steals (705)
Nneka Ogwumike	4000 points (3840) 2000 rebounds (1813)
Chiney Ogwumike	2000 points (1551) 1000 rebounds (840)
Chelsea Gray	2000 points (1678) 600 assists (588)

PRONOUNCIATION

PLAYER/COACH	PRONOUNCIATION
Alana Beard	ah-LAY-nah
Kalani Brown	kuh-lah-NEE
Chiney Ogwumike	shih-NAY Oh-gwoo-MIH-kay
Nneka Ogwumike	NEH-kuh Oh-gwoo-MIH-kay
Tierra Ruffin-Pratt	Tee-air-rah
Maria Vadeeva	Vuh-DEE-vuh
Sydney Wiese	WEECE (rhymes with REESE)
Riquna Williams	rih-QUAHN-uh

COACHING STAFF

NAME	ROLE
Derek Fisher	Head Coach
Latricia Trammell	Assistant Coach
Fred Williams	Assistant Coach
Jamal "Dash" Lovell	Player Development Coach
Courtney Watson	Athletic Trainer
Kelly Dormandy	Strength and Conditioning Coach
Rachel Schrote	Video Coordinator

ATL, WE'RE BACK

The Los Angeles Sparks (10-8) take on the Atlanta Dream (5-14) for the second time this season. The Sparks defeated the Dream 76-71, nine days ago in overtime for both team's first overtime game of the season. Atlanta is currently riding a four game losing streak dating back to July 14th, while the Sparks look to move to 6-6 on the road this season. Leading the charge for the Sparks are All-Stars Nneka Ogwumike and Chelsea Gray who both currently rank in the top 20 in the WNBA in scoring, tallying 16.2 and 13.4 points per game respectively.

SCHOOL OF FISHER

The Los Angeles Sparks named Derek Fisher as its new head coach during the offseason on December 5, 2018. Fisher won five titles in 18 NBA seasons with the Los Angeles Lakers, and played alongside Kobe Bryant and Shaquille O'Neal en route to three consecutive titles from 2000 to 2002. Fisher began his coaching career as the head coach of the New York Knicks during the 2015-2016 season. The Sparks' 12th head coach hopes to translate his championship experience to the Sparks as he enters his first season in the league for the 2019 WNBA season.

NEW FACES

In addition to bringing in head coach Derek Fisher, the Los Angeles Sparks also made some roster changes as well. The Sparks took center Kalani Brown as the seventh overall pick and guard Marina Mabrey as the 19th overall pick in the 2019 WNBA Draft. Following the draft, Los Angeles acquired guard Alexis Jones from the Minnesota Lynx in exchange for guard Odyssey Sims, before trading a first-round pick to the Connecticut Sun in exchange for two-time All-Star forward/center Chiney Ogwumike. Before the draft, the Sparks signed free agent guard Tierra Ruffin-Pratt, who played six seasons with the Washington Mystics and helped them reach the 2018 WNBA Finals.

IT ALL STARTS UP FRONT

Already with a deep frontcourt in forwards Candace Parker, Nneka Ogwumike, and Maria Vadeeva last season, the Sparks will add forward/center Chiney Ogwumike and center Kalani Brown to the rotation. The three were vital to the Sparks posting the WNBA's fifth best field goal percentage of 45.2 during Los Angeles' 2018 year campaign. Ogwumike averaged 14.4 points and 7.5 rebounds per game in Connecticut, shooting a career-high 60.3 percent from the field. Brown – who helped Baylor win the 2019 NCAA Championship – averaged 15.6 points and 8.1 rebounds per game during her senior season.

POW

Nneka Ogwumike was named the Western Conference Player of the Week for games played from July 8 through July 14, averaging 18.0 points and 10.3 rebounds during that span. The forward followed that with a 22-point performance in a win over Dallas on July 18, helping the Sparks win five of their last six games. Ogwumike is one of five players to rank top 10 in the league for both points and rebounds per game and was recently named as an All-Star for the sixth time in her career.

ALL-STAR GRAY

The Sparks announced the re-signing of guard Chelsea Gray on April 30. In her fourth season in the league, Gray earned her second consecutive WNBA All-Star honors after having a breakout season in 2017. Gray recorded her 500th career assist and scored a career high 29 points in the third game of 2019 at New York. The point guard also achieved her 1500 career points milestone on June 8 at Minnesota. Leading the Sparks in minutes played as well as points per game, Gray is also the only member of the Sparks to start all of Los Angeles' games. Gray had a record-breaking afternoon on July 7 against the league leading Mystics. The point guard notched a triple double (13 points, 13 assists and 10 rebounds), in just the eighth triple double recorded in the history of the WNBA. This stat line also included a career high in assists and rebounds. Gray currently ranks third in the WNBA in assists per game with 5.6.

2019 LOS ANGELES SPARKS ROSTER

NUM.	PLAYER	POS.	HT.	YRS OF EXP.	DOB	COLLEGE
0	Alana Beard	G/F	5'11"	13	05/14/82	Duke
1	Alexis Jones	G	5'9"	2	05/08/94	Baylor
2	Riquna Williams	G	5'7"	6	05/28/ 90	Miami (Fla.)
3	Candace Parker	F/C	6'4"	11	04/19/86	Tennessee
5	Marina Mabrey	G	5'11"	R	11/14/96	Notre Dame
7	Maria Vadeeva	F/C	6'4"	1	07/16/98	Russia
10	Tierra Ruffin-Pratt	G/F	5'11"	6	04/11/91	North Carolina
12	Chelsea Gray	G	5'11"	4	10/08/92	Duke
13	Chiney Ogwumike	F/C	6'4"	3	03/22/92	Stanford
21	Kalani Brown	C	6'7"	R	03/21/97	Baylor
24	Sydney Wiese	G	6'0"	2	06/16/95	Oregon State
30	Nneka Ogwumike	F	6'2"	7	07/02/90	Stanford
44	Karlise Samuelson	G	6'0"	1	5/10/1995	Stanford

2019 LA SPARKS ROSTER



ALANA BEARD
Position: G/F
Height: 5'11"
DOB: 5/14/82
College: Duke



ALEXIS JONES
Position: G
Height: 5'9"
DOB: 5/8/94
College: Baylor



RIQUANA WILLIAMS
Position: G
Height: 5'7"
DOB: 5/28/90
College: Miami



CANDACE PARKER
Position: F/C
Height: 6'4"
DOB: 4/19/86
College: Tennessee



MARINA MABREY
Position: G
Height: 5'11"
DOB: 9/14/96
College: Notre Dame



MARIA VADEEVA
Position: F/C
Height: 6'4"
DOB: 7/16/98
College: Russia



TIERRA RUFFIN-PRATT
Position: G/F
Height: 5'11"
DOB: 4/11/91
College: North Carolina



CHELSEA GRAY
Position: G
Height: 5'11"
DOB: 10/8/92
College: Duke




CHINEY OGWUMIKE
Position: F/C
Height: 6'4"
DOB: 3/22/92
College: Stanford



KALANI BROWN
Position: C
Height: 6'7"
DOB: 3/21/97
College: Baylor



SYDNEY WIESE
Position: G
Height: 6'0"
DOB: 6/16/95
College: Oregon State




NNEKA OGWUMIKE
Position: F
Height: 6'2"
DOB: 7/2/90
College: Stanford

COACHING STAFF



DEREK FISHER
HEAD COACH



FRED WILLIAMS
ASSISTANT COACH



LATRICA TRAMMELL
ASSISTANT COACH



JAMAL LOVELL
PLAYER
DEVELOPEMENT
COACH



COURTNEY WATSON
DIRECTOR OF
SPORTS MEDICINE/
HEAD ATHLETIC
TRAINER



KELLY DORMANDY
STRENGTH &
CONDITIONING
COACH

ATLANTA DREAM

PREVIEW: The Los Angeles Sparks make their second trip to Atlanta this season as they take on the Dream in their second matchup of a two game road trip. Los Angeles is coming off a 83-78 loss against the New York Liberty last Saturday afternoon and now travel south to take on the last place Dream. A Sparks win would improve their record to 11-8 and give the team a 7-2 record over their last nine games played.

The Atlanta Dream currently rank last in the league with an overall record of 5-14. The Dream are coming off of a 93-65 loss to the Washington Mystics. With the loss, Atlanta is on a four-game losing streak. Leading Atlanta's offensive efforts are guards Tiffany Hayes and Brittney Sykes, averaging 13.5 and 11.5 PPG respectively while shooting a collective 39% from the field. Hayes recently reached 3,000 career points in June with a season-high 28 points against Indiana.



As a unit, the Atlanta Dream team lags behind their opponents in every statistical category this season except in blocks-per-game and turnovers. On average, they are scoring 69.9 PPG while shooting 36.8% from the field. Atlanta's offensive rating of 89.1 ranks last in the league. However, Atlanta boasts one of the better rebounding totals in the WNBA, ranking third in the league with 36.5 rebounds per game.

Los Angeles looks to improve upon their road-record of 5-6. In the Sparks' last match-up in New York, All-Stars Nneka Ogumike and Chelsea Gray led the charge with stellar offensive performances. Ogumike recorded 20 points and 12 rebounds, including nine defensive rebounds. This marks Ogumike's eighth double-double of the season, putting her tied for second in the WNBA in double-doubles this season. Gray provided Los Angeles with 19 points in the contest, while also dishing out five assists. Leading the team in assists was guard Sydney Weise who recorded six assists, which set a new career-high.

The last time Los Angeles and Atlanta faced off was nine days ago, where the Sparks defeated the Dream in overtime by a score of 76-71. Leading the Sparks in the game was guard Riquna Williams who played 40 minutes and scored 23 points. Nneka Ogumike recorded a 17 point, 15 rebound double-double in the game as well. Atlanta was led by guard Tiffany Hayes who led all scorers in the game with 24 points, while Monique Billings came off the bench and led all players with 16 rebounds. The Dream is without Angel McCoughtry due to a left knee injury.

HEAD COACH: Nicki Collen, 2nd season

Probable Starters

Alex Bentley – G
 Rene Montgomery – G
 Brittany Sykes – F
 Jessica Breland – F
 Elizabeth Williams – C

SPARKS MOST RECENT GAME (7/20/19)	SPARKS LAST GAME AGAINST ATLANTA (7/14/19)	ATLANTA MOST RECENT GAME (7/21/19)																																																															
<table><tr><td></td><td>1</td><td>2</td><td>3</td><td>4</td><td>OT</td><td>FINAL</td></tr><tr><td>LA</td><td>12</td><td>25</td><td>17</td><td>24</td><td>-</td><td>78</td></tr><tr><td>NY</td><td>19</td><td>25</td><td>17</td><td>22</td><td>-</td><td>83</td></tr></table>		1	2	3	4	OT	FINAL	LA	12	25	17	24	-	78	NY	19	25	17	22	-	83	<table><tr><td></td><td>1</td><td>2</td><td>3</td><td>4</td><td>OT</td><td>FINAL</td></tr><tr><td>LA</td><td>16</td><td>16</td><td>18</td><td>14</td><td>12</td><td>76</td></tr><tr><td>ATL</td><td>12</td><td>18</td><td>19</td><td>15</td><td>7</td><td>71</td></tr></table>		1	2	3	4	OT	FINAL	LA	16	16	18	14	12	76	ATL	12	18	19	15	7	71	<table><tr><td></td><td>1</td><td>2</td><td>3</td><td>4</td><td>OT</td><td>FINAL</td></tr><tr><td>ATL</td><td>15</td><td>16</td><td>21</td><td>13</td><td>-</td><td>65</td></tr><tr><td>WSH</td><td>24</td><td>21</td><td>29</td><td>19</td><td>-</td><td>93</td></tr></table>		1	2	3	4	OT	FINAL	ATL	15	16	21	13	-	65	WSH	24	21	29	19	-	93
	1	2	3	4	OT	FINAL																																																											
LA	12	25	17	24	-	78																																																											
NY	19	25	17	22	-	83																																																											
	1	2	3	4	OT	FINAL																																																											
LA	16	16	18	14	12	76																																																											
ATL	12	18	19	15	7	71																																																											
	1	2	3	4	OT	FINAL																																																											
ATL	15	16	21	13	-	65																																																											
WSH	24	21	29	19	-	93																																																											
Biggest Lead: LA: 2 NY: 12 Lead Changes: 4 Times Tied: 4	Biggest Lead: LA: 8 ATL: 4 Lead Changes: 11 Times Tied: 9	Biggest Lead: ATL: 2 WSH: 30 Lead Changes: 3 Times Tied: 5																																																															
Points: LA: N. Ogwumike 20 NY: Johannes 17 Rebounds: LA: N. Ogwumike 12 NY: Gray 8 Assists: LA: Wiese 6, NY: Wright 5	Points: LA: Williams 23 ATL: Hayes 24 Rebounds: LA: N. Ogwumike 15 ATL: Billings 16 Assists: LA: Gray 9, ATL: Hayes 4	Points: ATL: Williams 14 WSH: Delle Donne 28 Rebounds: ATL: Gulich 8 WSH: Delle Donne 8 Assists: ATL: Cazorla 4, WSH: Toliver 7																																																															

NEW YORK LIBERTY

Recap: WHITE PLAINS, N.Y. (July 20, 2019) – Playing with just eight active players, the Sparks fell just short against the Liberty, losing 83-78. The Sparks were playing without Candace Parker (ankle), Alana Beard (hamstring), Maria Vadeeva (knee), Alexis Jones (knee) and Riquana Williams (league suspension). In addition to playing short-handed, the Sparks crossed three time zones on Friday prior to the noon PT start time in White Plains on Saturday. Still, the Sparks battled hard and were within one points with 30 seconds left, but ultimately couldn't overcome a 39 to 16 free throw discrepancy.

The Sparks didn't score until a Chiney Ogwumike tip-in four minutes into the game and couldn't get a rhythm going. They trailed 19-12 after the first quarter, shooting 4-for-18 from the field (22.2%). A Chelsea Gray bank 3-pointer cut it to 28-23 New York and a jumper to follow cut it to three. Nneka Ogwumike hit a runner to force a Katie Smith time-out with the Liberty up 28-27 as the Sparks were amidst a 15-4 run. The Liberty responded as Marine Johannes, the French star who recently join the Liberty, answered with a 3-pointer. She'd finish the half with 13 points shooting 5-for-5 from the field a 3-for-3 on triples. Johannes play, coupled with Nneka picking up her third foul with three minutes left in the half, helped the Liberty go up 44-37 at the break.

Chelsea Gray opened the second half with a rainbow 3-pointer to cut it to 44-40, but the Liberty answered with four quick points. The Liberty maintained a lead throughout the period but the Sparks stayed in striking distance. A Tierra Ruffin-Pratt 3-pointer cut it to 53-51, but Johannes hit another 3-pointer to end the third quarter and the Liberty took a 61-54 lead into the final period. Johannes finished with 17 points for New York.

The Liberty went up by nine early in the fourth, but a Nneka 3-pointer cut it to 64-59. Chelsea Gray picked up her fifth foul with 6:23 remaining in the game on two phantom calls and had to go to the bench. The call led to a technical on Sparks head coach Derek Fisher. The Sparks could not keep New York off the line, as the Liberty shot 19 free throws in the fourth quarter. When the team's met on June 15, the Liberty shot 26 free throws to the Sparks seven.

The Sparks did not give up, as a basket by Chiney Ogwumike cut it to 66-65 with 5:12 remaining. A Samuelson 3-pointer, her first points in 2019, again cut the Liberty lead to one. After getting a key stop, Chiney made a layup to cut it to 76-75 Liberty with 48.1 seconds left. C. Ogwumike would foul out on the next position. After two Tanisha Wright free throws gave the Liberty a 79-75 lead, Gray hit a 3-pointer with 24.3 left cutting it to 79-78 New York, but Los Angeles couldn't get any closer.

Attendance: 2,195



SPARKS LAST GAME AGAINST NEW YORK (7/20/19)

	1	2	3	4	OT	FINAL
LA	12	25	17	24	-	78
NY	19	25	17	22	-	83

Biggest Lead: LA: 2 | NY: 12

Lead Changes: 4 | Times Tied: 4

Points: LA: N. Ogwumike 20

NY: Johannes 17

Rebounds: LA: N. Ogwumike 12 NY: Gray 8

Assists: LA: Wiese 6, NY: Wright 5

Sparks Notes

- The Sparks were without Candace Parker (ankle), Alana Beard (hamstring), Alexis Jones (knee), Maria Vadeeva (knee) and Riquana Williams (suspension)
- Nneka Ogwumike reached double-figures for the 14th time this season with 20 points and recorded her double-double adding 12 rebounds
- Chelsea Gray reached double-figures for the 12th time this season with 19 points
- Tierra Ruffin-Pratt reached double-figures for the fifth time this season with 10 points
- Chiney Ogwumike reached double-figures for the 11th time this season with 16 points
- Sydney Wiese had a career high six assists
- The Sparks attempted 13 more shots than New York and 23 less free throws

2019 TEAM BOX SCORE

DATE	OPPONENT	MIN	FG-A	PCT	3PM-A	PCT	FTM-A	PCT	OFF	DEF	TOT	AST	STL	BLK	TO	PF	PTS
5/26	@LV	200:0	28 - 77	36.4	5 - 13	38.5	9 - 13	69.2	10	30	40	17	9	8	14	22	70
5/31	CT	200:0	28 - 72	38.9	6 - 20	30.0	15 - 17	88.2	9	30	39	15	6	4	10	22	77
6/4	@NY	200:0	27 - 78	34.6	8 - 21	38.1	16 - 20	80.0	13	27	40	15	9	6	12	15	78
6/6	@CT	200:0	29 - 66	43.9	8 - 25	32.0	11 - 12	91.7	7	18	25	23	13	4	21	18	77
6/8	@MIN	200:0	32 - 74	43.2	9 - 25	36.0	16 - 17	94.1	12	21	33	18	13	5	16	21	89
6/14	@PHX	200:0	34 - 66	51.5	9 - 19	47.4	8 - 9	88.9	5	25	30	19	7	4	9	21	85
6/15	NY	200:0	39 - 84	46.4	8 - 23	34.8	6 - 7	85.7	12	30	42	22	5	3	14	22	92
6/18	WASH	200:0	19 - 66	28.8	3 - 19	15.8	11 - 18	61.6	10	28	38	10	9	1	26	12	52
6/21	@SEA	200:0	23 - 61	37.7	6 - 21	28.6	10 - 12	83.3	5	24	29	13	4	4	14	15	62
6/23	@PHX	200:0	26 - 70	37.1	8 - 23	34.8	12 - 14	85.7	10	29	39	19	2	2	10	24	72
6/27	LV	200:0	32 - 75	42.7	8 - 18	44.4	14 - 15	93.3	8	31	39	17	11	6	14	13	86
6/30	CHI	200:0	35 - 71	49.3	10 - 24	41.7	14 - 15	92.3	10	26	36	21	8	6	14	15	94
7/7	WASH	200:0	36 - 74	48.6	16 - 31	51.6	10 - 12	83.3	7	32	39	24	4	5	6	15	98
7/9	@DAL	200:0	26 - 71	36.6	4 - 19	21.1	6 - 7	85.7	17	19	36	16	6	4	21	12	62
7/12	@IND	200:0	34-78	43.6	7-22	31.8	15-17	88.2	13	18	31	23	16	2	12	13	90
7/14	@ATL	205:0	30 - 87	34.5	6 - 26	23.1	10 - 12	83.3	16	27	43	17	8	6	5	17	76
7/18	DAL	200:0	23 - 60	38.3	4 - 12	33.3	19 - 21	90.5	8	23	31	13	9	1	11	14	69
7/20	@NY	200:0	28 - 65	43.1	10 - 25	40.0	12 - 16	75.0	5	21	26	18	7	6	11	27	78
7/23	@ATL																
8/1	LV																
8/4	SEA																
8/8	PHO																
8/11	CHI																
8/14	@DAL																
8/16	@CHI																
8/20	MIN																
8/22	IND																
8/25	CT																
8/27	@WASH																
8/29	@IND																
8/31	@LV																
9/3	ATL																
9/5	SEA																
9/8	MIN																

2019 REGULAR SEASON SUPERLATIVES

LOS ANGELES SPARKS HIGHS

Points, Game.....98 vs. Washington 7/7
 Points, First Half.....51 vs. Washington 7/7
 Points, Second Half..... 47 @ PHX 6/14, vs. WSH 7/7
 Points, 1Q.....29 vs. Washington 7/7
 Points, 2Q.....31 vs. New York 6/15
 Points, 3Q.....31 @ Indiana 7/12
 Points, 4Q.....25 @ Connecticut 6/6
 Points, Overtime.....12 @ Atlanta 7/14

Field Goals Made.....39 vs. New York 6/15
 Field Goals Att.....87 @ Atlanta 7/14
 Field Goal Percentage...51.9% @ Phoenix 6/14
 3FG Made.....16 vs. Washington 7/7
 3FG Att.....31 vs. Washington 7/7
 3FG Percentage.....51.6 % vs. Washington 7/7
 Free Throws Made.....16 @ New York 6/4, @ MIN 6/8
 Free Throws Att.....20 @ New York 6/4
 FT Percentage.....94.1% @ Minnesota 6/8

Offensive Rebounds.....17 @ Dallas 7/9
 Defensive Rebounds....32 vs. Washington 7/7
 Total Rebounds.....43 @ Atlanta 7/14
 Assists.....24 vs. Washington 7/7
 Steals.....16 vs. Indiana 7/12
 Turnovers.....26 vs. Washington 6/18
 Blocked Shots.....8 @ Las Vegas 5/26
 Personal Fouls.....27 @ New York 7/20

OPPONENT HIGHS

Points, Game.....98 vs. New York 6/15
 Points, First Half.....48 vs. NY 6/15, vs. WSH 6/18
 Points, Second Half.....50 vs. New York 6/15
 Points, 1Q.....27 @ Las Vegas 5/26
 Points, 2Q.....31 vs. New York 6/1
 Points, 3Q.....27 @ Minnesota 6/8
 Points, 4Q.....32 vs. Indiana 7/12
 Points, Overtime.....7 @ Atlanta 7/14

Field Goals Made.....34 @ Connecticut 6/6
 Field Goals Att.....76 @ Atlanta 7/14
 Field Goal Percentage..47.1 % vs. New York 6/14
 3FG Made.....14 vs. Washington 6/18, @ SEA 6/21
 3FG Att.....28 vs. Washington 6/18
 3FG Percentage.....72.7% @ New York 7/20
 Free Throws Made.....27 @ New York 7/20
 Free Throws Att.....39 @ New York 7/20
 FT Percentage.....100.0% @Phoenix 6/14,@Dallas 7/9

LOS ANGELES SPARKS LOWS

-Points, Game.....52 vs. Washington 6/18
 -Points, First Half.....27 vs. Washington 6/18
 -Points, Second Half.....25 vs. Washington 6/18
 -Points, 1Q.....10 vs. Washington 6/18
 -Points, 2Q.....8 @ Las Vegas 5/26
 -Points, 3Q.....10 @ Seattle 6/21
 -Points, 4Q.....13 vs. DAL 7/18
 -Points, Overtime.....12 @Atlanta 7/14

-Field Goals Made.....19 vs. Washington 6/18
 -Field Goals Att.....61 @ Seattle 6/21
 -Field Goal Percentage....28.8% vs. Washington 6/18
 -3FG Made.....3 vs. Washington 6/18
 -3FG Att.....13 @ Las Vegas 5/26
 -3FG Percentage.....15.8% vs. Washington 6/18
 -Free Throws Made.....6 vs. NY 6/15, @Dallas 7/9
 -Free Throws Att.....7 vs. NY 6/15, @ Dallas 7/9
 -FT Percentage.....61.1% vs. Washington 6/18

-Offensive Rebounds.....5 @ PHX 6/14, @ SEA 6/21, @NY 7/20
 -Defensive Rebounds.....18 @ CT 6/6, @ IND 7/12
 -Total Rebounds.....25 @ Connecticut 6/6
 -Assists.....10 vs. Washington 6/18
 -Steals.....2 @ Phoenix 6/23
 -Turnovers.....5 @ Atlanta 7/14
 -Blocked Shots.....1 vs. Washington 6/18
 -Personal Fouls.....12 vs. WASH 6/18, @ Dallas 7/9

OPPONENT LOWS

-Points, Game.....69 vs. Chicago 6/30
 -Points, First Half.....31 vs. Connecticut 5/31
 -Points, Second Half.....32 @ Phoenix 6/14
 -Points, 1Q.....12 @ Atlanta 7/14
 -Points, 2Q.....12 vs. Connecticut 5/31
 -Points, 3Q.....11 vs. Washington 7/7
 -Points, 4Q.....15 @Atlanta 7/14
 -Points, Overtime.....7 @ Atlanta 7/14

-Field Goals Made.....24 vs. CT 5/31, vs. CHI 6/30, @NY 7/20
 -Field Goals Att.....52 @ New York 7/20
 -Field Goal Percentage..30.8% vs Connecticut 5/31
 -3FG Made.....2 @Atlanta 7/14
 -3FG Att.....11 @ New York
 -3FG Percentage.....10.5% @Atlanta 7/14
 -Free Throws Made.....9 vs. Las Vegas 5/27
 -Free Throws Att.....12 vs. Las Vegas 5/27
 -FT Percentage.....64% vs. Connecticut 5/3

HEAD COACH DEREK FISHER



Derek Fisher was named the 12th head coach of the Los Angeles Sparks on December 5, 2018. Fisher is a Los Angeles basketball legend, playing 18 seasons in the NBA and winning five championships with the Los Angeles Lakers. Fisher was drafted 24th overall by the Lakers in 1996, and played alongside Kobe Bryant and Shaquille O'Neal en route to three consecutive titles from 2000-2002. He later added two more rings in 2009 and 2010 with Los Angeles. Fisher also played for the Golden State Warriors, Utah Jazz, Dallas Mavericks and Oklahoma City Thunder.

Fisher's accolades include holding the all-time NBA record for playoff game appearances (259). He's also known for hitting a buzzer-beater with 0.4 seconds left against the San Antonio Spurs in Game 5 of the 2004 Western Conference Semifinals as a member of the Lakers. In his time as a player, he served as president of the players' union from 2006-2013.

After finishing the 2013 season with the Thunder, Fisher transitioned to the sidelines, being named head coach of the New York Knicks on June 10, 2014. Fisher coached into the 2015-2016 season with New York, helping develop then-rookie Kristaps Porzingis.

Fisher is a native of Little Rock, Arkansas where he attended Parkview Arts and Science Magnet High School, lettering in basketball. He then attended the University of Arkansas at Little Rock, where he finished his four-year career second all-time in school history in points (1,393), assists (472) and steals (189). His senior year, he was named Sun Belt Conference Player of the Year.

In the spring of 2016, Fisher became a television analyst for TNT, NBA TV and later Spectrum SportsNet as an in-studio analyst for the Lakers.



ASSISTANT COACHES

Fred Williams



Fred Williams was named assistant coach of the Los Angeles Sparks on Jan. 22, 2019 and brings over 35 years of collegiate and professional coaching experience. Most recently, Williams served as the Dallas Wings, previously Tulsa Shock, head coach from 2014-2018 where he coached WNBA All-Stars Skylar Diggins and Liz Cambage.

Williams launched his coaching career in 1983 as an assistant coach at USC where he coached standouts Cynthia Cooper, Pamela McGee, Cheryl Miller, Lisa Leslie and Tina Thompson. Williams helped lead the Trojans to back-to-back NCAA titles in 1983 and 1984 before serving as head coach from 1995-1997.

In addition to his time in Dallas, Williams previously served as head coach of the Utah Starzz from 1999-2001. Williams then spent six seasons with the Atlanta Dream, winning three WNBA Eastern Conference Championships. Williams took over Atlanta's head coach in 2012 and led the Dream to the WNBA finals in 2013.

Williams played for Boise State men's basketball program from 1976-1979 and averaged 12.0 points and 5.8 assists in his final season. The All-Big Sky Conference point guard played briefly in the NBA for the Utah Jazz before transitioning to a role on the sidelines. He also served as an advance scout for the Washington Mystics, Utah Jazz, Seattle Supersonics and Sacramento Kings.

Off the court, Williams is an avid musician who produces jazz music under the name "Freddy Bass Williams." He has released two jazz albums titled "Game Time" and "My Gift to You." Williams is originally from Inglewood, California, but currently resides in Irving, Texas with his wife Bo and their five children.

Latricia Trammell



Latricia Trammell was named assistant coach of the Los Angeles Sparks on Jan. 22, 2019. Trammell most recently served as an assistant coach for the San Antonio Stars in 2017 where she worked with the first overall pick Kelsey Plum.

Trammell also served as head coach at Oklahoma State University, producing an 85-10 record with the Stars. She led the team to back-to-back NAIA Division I women's basketball national championships in 2014 and 2015, which earned her National Coach of the Year honors in those two years. After her two titles at OCU, Trammell transitioned to Division I basketball and became an assistant coach for Georgia State from 2015-2017 before transitioning to the WNBA. Trammell holds a 255-131 overall high school and college coaching record in her 24 years on the sidelines.

The Oklahoma native debuted as a head coach when she took over the job at Western State (Colo.) University. Trammell spent five seasons with the Mountaineers and built Western State to be a top contender in the Rocky Mountain Athletic Conference. Trammell's team notched a 105-76 record and made five consecutive RMAC Shootout appearances, catapulting her to become the third winningest coach in program history.

Trammell formally served on the WBCA National Convention Advisory Board and on the voting committee for USA Today/ESPN D-II Top 25. The Seminole, Oklahoma native is also a frequent basketball clinician and was a former player for both Seminole State College and East Central Oklahoma.

Jamal Lovell



The Los Angeles Sparks named Jamal "Dash" Lovell their player development assistant coach on March 4, 2019. Lovell is a professional basketball skills trainer bringing over 11 years of experience working with NBA, WNBA and NCAA athletes, including Candace Parker, Paul George and Dwyane Wade.

Lovell is currently involved with high-profile training clinics in Los Angeles, New York and Miami. In total, Lovell has helped 22 players play NCAA Division I basketball and has worked with over 30 NBA and WNBA players. Lovell, who's known for his training brand DashLetics, believes that aggressiveness, balance and footwork are the key components for success on the court.

#3	CANDACE PARKER	FORWARD/CENTER	6-4	4/19/86	TENNESSEE	11TH SEASON
----	----------------	----------------	-----	---------	-----------	-------------

2019 Regular Season Averages:

G-GS	PPG	RPG	APG	SPG	BPG	MPG	FG%	3FG%	FT%
7 - 7	8.9	6.4	2.7	1.0	0.6	23.4	31.7	27.8	76.5

	2019 Season Highs	Career Highs
PTS	18	40, vs HOU 7/9/08
REB	11	20, at SA 6/1/13
AST	4	11, at WAS 6/15 /18
STL	4	8, vs IND 8/18/15
BLK	2	9, vs TUL 6/20/12
FGM	6	15, vs HOU 7/9/08
3FGM	2	5, Twice
FTM	4	14 vs. SEA 7/25/13
MINS	32	48, Twice



GAME BY GAME STATS

[illegible]

#5	MARINA MABREY	GUARD	5-11	11/14/96	NOTRE DAME	R-SEASON
----	---------------	-------	------	----------	------------	----------

2019 Regular Season Averages:

G-GS	PPG	RPG	APG	SPG	BPG	MPG	FG%	3FG%	FT%
18-0	4.9	1.4	1.3	0.7	0.3	14.3	32.3	26.8	91.7

	2019 Season Highs	Career Highs
PTS	14	14, @ CT (6/6/19)
REB	5	5, vs. WAS (6/19/19)
AST	5	5, vs. CHI (6/30/19)
STL	3	3, @ MN (6/8/19)
BLK	2	2, vs NY (6/14/19)
FGM	4	4, @ CT (6/6/19)
3FGM	3	3, @ CT (6/6/19)
FTM	4	4, @ ATL (7/14/19)
MINs	28	28, @CT (6/6/19)



GAME BY GAME STATS


[illegible]

#7	MARIA VADEEVA	FORWARD/CENTER	6-4	6/16/98	RUSSIA	2ND SEASON
----	---------------	----------------	-----	---------	--------	------------

2019 Regular Season Averages:

G-GS	PPG	RPG	APG	SPG	BPG	MPG	FG%	3FG%	FT%
1-1	24.0	5.0	1.0	2.0	3.0	24.0	.55	50.0	0

	2019 Season Highs	Career Highs
PTS	24	24, at LV 5/26/19
REB	5	7, at LV 6/29/18
AST	1	2, vs. DAL 6/26/18
STL	2	2, @ DAL 6/22/18
BLK	3	3, vs. DAL 6/26/18
FGM	11	11, at LV 5/26/19
3FGM	2	2, 2 Times
FTM	0	3, at LV 6/29/18
MINs	24	24, at LV 5/26/19



GAME BY GAME STATS


[illegible]

#12	CHELSEA GRAY	GUARD	5-11	10/8/92	DUKE	4TH SEASON
-----	--------------	-------	------	---------	------	------------

2019 Regular Season Averages:

G-GS	PPG	RPG	APG	SPG	BPG	MPG	FG%	3FG%	FT%
18-18	13.4	4.2	5.5	1.2	0.1	31.0	40.7	35.5	94.6

	2019 Season Highs	Career Highs
PTS	29	29, at NY 6/4/19
REB	10	10, vs. WAS 7/7/19
AST	13	13, vs WAS 7/7/19
STL	5	6, at MN 5/20/18
BLK	2	3, at Chi 6/17/18
FGM	10	11, at NY 8/14/18
3FGM	4	5, San Antonio 8/22/17
FTM	6	6, vs MIN 9/6/16
MINS	41:03	48, at CHI 8/18/17



GAME BY GAME STATS

[illegible]

#13	CHINEY OGWUMIKE	FORWARD/CENTER	6-4	03/21/92	STANFORD	3RD SEASON
-----	-----------------	----------------	-----	----------	----------	------------

2019 Regular Season Averages:

G-GS	PPG	RPG	APG	SPG	BPG	MPG	FG%	3FG%	FT%
18-12	11.6	7.1	1.1	1.2	0.9	26.6	48.0	33.3	79.5

	2019 Season Highs	Career Highs
PTS	26	30, vs. SEA 6/15/18
REB	14	17, vs. NY 6/29/14
AST	4	4, vs. NY 6/14/19
STL	3	4, two times
BLK	2	7, vs. DAL 7/20/16
FGM	9	13, vs. SEA 6/15/18
3FGM	1	1, Twice
FTM	8	8, Twice
MINS	36	40, two times



GAME BY GAME STATS

[illegible]

#21	KALANI BROWN	CENTER	6-7	03/21/97	BAYLOR	R-SEASON
-----	--------------	--------	-----	----------	--------	----------

2019 Regular Season Averages:

G-GS	PPG	RPG	APG	SPG	BPG	MPG	FG%	3FG%	FT%
17-0	5.4	3.7	0.6	0.2	0.8	15.2	45.9	-	82.1

	2018 Season Highs	Career Highs
PTS	12	12, Twice
REB	5	5, Five Times
AST	2	2, @ SEA 6/21/19
STL	1	1, @LV 5/26/19
BLK	3	3, @CHI 6/30/19
FGM	4	4, vs. LV (6/27/19)
3FGM	--	--
FTM	4	4, vs. LV (6/27/19)
MINS	22:30	22:30, vs. LV (6/27/19)



GAME BY GAME STATS

[illegible]

#24	SYDNEY WIESE	GUARD	6-0	6/16/95	OREGON STATE	2ND SEASON
-----	--------------	-------	-----	---------	--------------	------------

2019 Regular Season Averages:

G-GS	PPG	RPG	APG	SPG	BPG	MPG	FG%	3FG%	FT%
16-8	4.9	1.5	1.2	0.4	0.4	17.9	36.5	35.4	100.0

	2019 Season Highs	Career Highs
PTS	12	22 vs WAS 5/19/17
REB	4	4 vs. CT 5/31/19
AST	6	6, at NY 7/20/19
STL	2	2, at MN 6/8/19
BLK	1	1, 9 times
FGM	4	8 vs WAS 5/19/17
3FGM	3	6 vs WAS 5/19/17
FTM	0	3, vs. NY 8/4/17
MINS	30	30 vs CT 5/31/19



GAME BY GAME STATS

[illegible]

#30	NNEKA OGWUMIKE	FORWARD	6-2	7/2/90	STANFORD	7TH SEASON
-----	----------------	---------	-----	--------	----------	------------

2019 Regular Season Averages:

G-GS	PPG	RPG	APG	SPG	BPG	MPG	FG%	3FG%	FT%
17-17	16.2	9.8	1.8	1.8	0.6	29.8	45.7	41.3	83.0

	2019 Season Highs	Career Highs
PTS	31	38 vs. ATL 6/30/16
REB	15	20, at IND 7/12/12
AST	4	8, Twice
STL	6	6, Twice
BLK	2	5 vs. ATL 6/30/16
FGM	11	13 vs. ATL 6/30/16
3FGM	5	5 vs. WAS 7/7/19
FTM	5	14 vs. WAS, 9/3/15
MINS	37	47 vs. CHI 8/18/17



GAME BY GAME STATS

[illegible]

#44	KARLIE SAMUELSON	GUARD	6-0	5/10/1995	STANFORD	2ND SEASON
-----	------------------	-------	-----	-----------	----------	------------

2019 Regular Season Averages:

G-GS	PPG	RPG	APG	SPG	BPG	MPG	FG%	3FG%	FT%
2- 0	1.5	0	0	0	0	9.5	20.0	25.0	0

	2019 Season Highs	Career Highs
PTS	-	6, vs IND 5/22/18
REB	-	2, 3 Times
AST	-	2, 2 Times
STL	-	1, 2 Times
BLK	-	2, 2 Times
FGM	-	2, 2 Times
3FGM	1	2, vs. IND 5/22/18
FTM	-	-
MINS	19	19, vs. NY 7/20/19



GAME BY GAME STATS

[illegible]

POINTS SCORED AGAINST THE DREAM		LEAGUE AND FRANCHISE MILESTONES	
13. Jia Perkins	359	ALANA BEARD	
14. Candace Parker	358	WNBA 3PM Next: 300 Current: 287	
29. Courtney Vandersloot	265	LAS AST Next: 500 Current: 489	
30. Nneka Ogumike	259	LAS BLK Next: 100 Current: 89	
46. Janel McCarville	208	CHELSEA GRAY	
47. Alana Beard	207	LAS AST Next: 500 Current: 496	
59. Natasha Howard	173	LAS FTM Next: 250 Current: 236	
Riquna Williams	173	NNEKA OGWUMIKE	
62. Sugar Rodgers	170	WNBA FGM Next: 1500 Current: 1484	
63. Chelsea Gray	168	RIQUNA WILLIAMS	
67. Erin Phillips	157	WNBA STL Next: 200 Current: 196	
Chiney Ogumike	157	LAS FGA Next: 500 Current: 490	
102. 2 players	104	RECENT MILESTONES	
104. Tierra Ruffin-Pratt	103	NNEKA OGWUMIKE	
276. 12 players	12	WNBA 2PA 2500 Jul 18	
Kalani Brown	12	CANDACE PARKER	
296. 12 players	10	WNBA GM 300 Jul 9	
Maria Vadeeva	10	TIERRA RUFFIN-PRATT	
309. 2 players	9	WNBA 2PA 1000 Jul 14	
Sydney Wiese	9	RIQUNA WILLIAMS	
323. 8 players	7	LAS 3PM 100 Jul 14	
Alexis Jones	7	ALL TIME VS. DREAM	
349. 10 players	4	ALL 10 - 16 (0.385)	
Marina Mabrey	4	HOME 6 - 7 (0.462)	
406. 43 players	0	AWAY 4 - 9 (0.308)	
Karlie Samuelson	0	2018 1 - 2 (0.333)	
		2018 VS. DREAM	
		6/12 Atl W 72-64	
		7/24 Atl L 71-81	
		8/9 @Atl L 73-79	
		*Statistics courtesy of www.acrossthetimeline.com	
POINTS IN SPARKS FRANCHISE HISTORY			
Leslie			
dace Parker			
sha Milton-Jones			
eka Ogumike			
l Lavender			
na Beard			
lsea Gray			
i Figgs			
una Williams			
ya Thomas			
ney Ogumike			
anna Tolo			
ney Wiese			
Bjedov			
ra Ruffin-Pratt			
ia Vadeeva			
Sykes			
ani Brown			
ina Mabrey			
ha Fluker			
cis Jones			
yers			
ie Samuelson			