

# LOS ANGELES SPARKS 2019 GAME NOTES



## Los Angeles Sparks (9-7) vs. Dallas Wings (5-12)

July 18, 2019

Staples Center | 12:30 pm (PT) | Spectrum SportsNet, NBA TV, NBA TV Canada



### PRESEASON SCHEDULE

Date	Opponent	Time/Result	Record
5/11	at Phoenix*	L, 75-82	N/A
5/17	SEATTLE*	W, 92-85	N/A

### REGULAR SEASON SCHEDULE

Date	Opponent	Time/Result	Record
5/26	at Las Vegas	L, 70-83	0-1
5/31	CONNECTICUT	W, 77-70	1-1
6/4	at New York	W, 78-73	2-1
6/6	at Connecticut	L, 89-77	2-2
6/8	at Minnesota	W, 89-85	3-2
6/14	at Phoenix	W, 85-68	4-2
6/15	NEW YORK	L, 92-98	4-3
6/18	WASHINGTON	L, 81-52	4-4
6/21	at Seattle	L, 84-62	4-5
6/23	at Phoenix	L, 82-72	4-6
6/27	LAS VEGAS	W, 86-74	5-6
6/30	CHICAGO	W, 94-69	6-6
7/7	WASHINGTON	W, 98-81	7-6
7/9	at Dallas	L, 74-62	7-7
7/12	at Indiana	W, 90-84	8-7
7/14	at Atlanta	W(OT), 76-71	9-7
7/18	DALLAS	12:30 p.m.	
7/20	at New York	12:00 p.m.	
7/23	at Atlanta	4:00 p.m.	
8/1	LAS VEGAS	7:00 p.m.	
8/4	SEATTLE	2:00 p.m.	
8/8	PHOENIX	7:00 p.m.	
8/11	CHICAGO	2:00 p.m.	
8/14	at Dallas	5:00 p.m.	
8/16	at Chicago	5:00 p.m.	
8/20	MINNESOTA	7:30 p.m.	
8/22	INDIANA	7:30 p.m.	
8/25	CONNECTICUT	2:00 p.m.	
8/27	at Washington	4:00 p.m.	
8/29	at Indiana	4:00 p.m.	
8/31	at Las Vegas	7:30 p.m.	
9/3	ATLANTA	7:30 p.m.	
9/5	SEATTLE	7:30 p.m.	
9/8	MINNESOTA	1:00 p.m.	

\* = Preseason

All times listed are Pacific Time

### CONTACT INFORMATION

#### Eli Horowitz

Director, Public Relations and Communications  
ehorowitz@la-sparks.com  
(847) 644-9932

#### Natalie Gilmore

Coordinator, Public Relations and Communications  
ngilmore@la-sparks.com  
(661) 714-8051



@LA\_Sparks



@LA\_Sparks



Los Angeles Sparks

### LAST GAME STARTERS

G	12	CHELSEA GRAY					5'11"		170 LBS						
GP/GS	16/16	PPG	13.2	RPG	4.0	APG	5.6	SPG	0.9	FG%	40.2	3FG%	35.2	MPG	30.9

Gray recorded her 500th career assist and scored a career-high 29 points against the Liberty on June 4. Gray also logged a 21-point performance to help the Sparks defeat the Minnesota Lynx on June 8, eclipsing the 1500-point career milestone. Gray passed Tina Thompson with 1,569 points and entered the top-10 in Sparks scoring history on June 18. The point guard recorded a triple-double (13 points, 13 assists and 10 rebounds), the eighth in WNBA history. This stat line also included a career high in assists and rebounds. Gray was named a 2019 All-Star starter, her third straight year being named an All-Star.

G		2		RIQUINA WILLIAMS				5'7"		165 LBS					
GP/GS	15/6	PPG	11.5	RPG	2.7	APG	1.7	SPG	1.3	FG%	37.7	3FG%	40.0	MPG	25.4

Williams holds the Sparks single game record for most 3-pointers made with seven, recorded on June 24, 2018. The guard made a difference off the bench and scored a season high 25 points at Minnesota on June 8th. Atlanta hosted the Sparks on July 14 and Williams scored 23 points, hitting double digits for the seventh time this season and the fifth time in six games. Williams is averaging 16.8 points per game through the last six games. The Sparks are 5-1 with her in the starting lineup.

G/F		10	TIERRA RUFFIN-PRATT				5'11"		180 LBS		
GP/GS	16/15	PPG 6.4	RPG 2.6	APG 2.3	SPG 0.6	FG%	40.0	3FG%	37.1	MPG	23.5

Before the 2019 WNBA Draft, The Sparks signed free agent guard Tierra Ruffin-Pratt, who played six seasons with the Washington Mystics and helped them reach the 2018 WNBA Finals. The veteran is averaging 6.4 points per game in her sixth season in the WNBA and is shooting 37.1% from the 3-point line. Earning her spot as a starter in 15 of the Sparks 16 games, TRP is one of the Sparks best perimeter defenders.

F/C	13	CHINEY OGWUMIKE						6'4"		173 LBS					
GP/GS	16/10	PPG	11.3	RPG	7.2	APG	1.0	SPG	1.3	FG%	47.9	3FG%	33.3	MPG	26.3

Ogwumike joined the Sparks in 2019 following her offseason trade from the Sun and put up 20 points in the teams' first head-to-head meeting on May 31. The former Rookie of the Year recorded her first double-double of the season in a win over the Liberty on June 4 and her second in the Sparks second game against the Liberty, scoring 26 points and grabbing 14 rebounds. She notched her third double double of the season on July 9 against Dallas with 11 points and 10 rebounds.

F	30	NNEKA OGWUMIKE					6'2"	174 LBS							
GP/GS	15/15	PPG	15.5	RPG	9.5	APG	1.7	SPG	1.9	FG%	45.8	3FG%	39.5	MPG	29.1

On July 15, Nneka was named an All-Star for the sixth time in her career. The 2016 MVP's 9.5 rebounds per game currently ranks third in the league. Ogumike has recorded seven double-doubles this season, which ranks third most in the WNBA. She posted a career high in 3-pointers made, with five, on July 7 against the Mystics alongside 31 points and 10 rebounds. Against the Fever on July 12, Nneka tied her career high with six steals. Nneka was named WNBA Player of the Week for the week ending July 14.

## PLAYER UPDATES

NUM.	PLAYER	POS.	UPDATE
0	Alana Beard	G	Hamstring
1	Alexis Jones	G	Knee
2	Riquna Williams	G	Suspended
3	Candace Parker	F/C	Ankle
7	Maria Vadeeva	F/C	Knee

## WHERE DID YOU COME FROM?

NUM.	PLAYER	HOW ACQUIRED
0	Alana Beard	Free agent (2012)
1	Alexis Jones	Trade (2019)
2	Riquna Williams	Trade (2016)
3	Candace Parker	Draft (2008)
5	Marina Mabrey	Draft (2019)
7	Maria Vadeeva	Draft (2018)
10	Tierra Ruffin-Pratt	Free agent (2019)
12	Chelsea Gray	Trade (2016)
13	Chiney Ogumike	Trade (2019)
21	Kalani Brown	Draft (2019)
24	Sydney Wiese	Draft (2017)
30	Nneka Ogumike	Draft (2012)

## MILESTONE WATCH

PLAYER	MILESTONE (CURRENT)
Candace Parker	5500 points (5169) 1200 assists (1173) 3000 rebounds (2593) 550 blocks (505)
Alana Beard	5000 points (4713) 1100 assists (1052) 250 blocks (218) 800 steals (705)
Nneka Ogumike	4000 points (3798) 2000 rebounds (1794)
Chiney Ogumike	2000 points (1523) 1000 rebounds (827)
Chelsea Gray	2000 points (1648) 600 assists (579)

## PRONOUNCIATION

PLAYER/COACH	PRONOUNCIATION
Alana Beard	ah-LAY-nah
Kalani Brown	kuh-lah-NEE
Chiney Ogumike	shih-NAY Oh-gwoo-MIH-kay
Nneka Ogumike	NEH-kuh Oh-gwoo-MIH-kay
Tierra Ruffin-Pratt	Tee-air-rah
Maria Vadeeva	Vuh-DEE-vuh
Sydney Wiese	WEECE (rhymes with REESE)
Riquna Williams	rih-QUAHN-uh

## COACHING STAFF

NAME	ROLE
Derek Fisher	Head Coach
Latricia Trammell	Assistant Coach
Fred Williams	Assistant Coach
Jamal "Dash" Lovell	Player Development Coach
Courtney Watson	Athletic Trainer
Kelly Dormandy	Strength and Conditioning Coach
Rachel Schrote	Video Coordinator

## SPARKS HOST DALLAS

The Los Angeles Sparks look to avenge their loss in Dallas on July 9 when they host the Wings Thursday. Los Angeles returns home after two road wins, while the Wings enter the Staples Center after falling to the Mercury Wednesday afternoon in Phoenix. Dallas' 74-62 victory over Los Angeles marks the Sparks' only loss in their last six games, while the Wings look to break a three-game losing streak. When the teams last met, Nneka and Chiney Ogumike each double-doubled but could not propel the Sparks past Kayla Thornton's 17 points and Glory Johnson and Arike Ogunbowale's 14 points apiece. The Sparks will rely on All-Star Chelsea Gray's consistency, as she is averaging 12 points and seven assists throughout the last six games.

## SCHOOL OF FISHER

The Los Angeles Sparks named Derek Fisher as its new head coach during the offseason on December 5, 2018. Fisher won five titles in 18 NBA seasons with the Los Angeles Lakers, and played alongside Kobe Bryant and Shaquille O'Neal en route to three consecutive titles from 2000 to 2002. Fisher began his coaching career as the head coach of the New York Knicks during the 2015-2016 season. The Sparks' 12th head coach hopes to translate his championship experience to the Sparks as he enters his first season in the league for the 2019 WNBA season.

## NEW FACES

In addition to bringing in head coach Derek Fisher, the Los Angeles Sparks also made some roster changes as well. The Sparks took center Kalani Brown as the seventh overall pick and guard Marina Mabrey as the 19th overall pick in the 2019 WNBA Draft. Following the draft, Los Angeles acquired guard Alexis Jones from the Minnesota Lynx in exchange for guard Odyssey Sims, before trading a first-round pick to the Connecticut Sun in exchange for two-time All-Star forward/center Chiney Ogumike. Before the draft, the Sparks signed free agent guard Tierra Ruffin-Pratt, who played six seasons with the Washington Mystics and helped them reach the 2018 WNBA Finals.

## IT ALL STARTS UP FRONT

Already with a deep frontcourt in forwards Candace Parker, Nneka Ogumike, and Maria Vadeeva last season, the Sparks will add forward/center Chiney Ogumike and center Kalani Brown to the rotation. The three were vital to the Sparks posting the WNBA's fifth best field goal percentage of 45.2 during Los Angeles' 2018 year campaign. Ogumike averaged 14.4 points and 7.5 rebounds per game in Connecticut, shooting a career-high 60.3 percent from the field. Brown – who helped Baylor win the 2019 NCAA Championship – averaged 15.6 points and 8.1 rebounds per game during her senior season.

## THIS IS MY KITCHEN

Rookie Marina Mabrey scored 10 points in the Sparks win against the Indiana Fever on July 12, her second game of the season scoring in double-figures. The rookie out of Notre Dame has gained some attention for creating a T-Shirt that says "This Is My Kitchen" with an image of a basketball court, calling out social media trolls who speak negatively about women's basketball.

## ALL-STAR GRAY

The Sparks announced the resigning of guard Chelsea Gray on April 30. In her fourth season in the league, Gray earned her second consecutive WNBA All-Star honors after having a breakout season in 2017. Gray recorded her 500th career assist and scored a career high 29 points in the third game of 2019 at New York. The point guard also achieved her 1500 career points milestone on June 8 at Minnesota. Leading the Sparks in minutes played as well as points per game, Gray is also the only member of the Sparks to start all of Los Angeles' games. Gray had a record-breaking afternoon on July 7 against the league leading Mystics. The point guard notched a triple double (13 points, 13 assists and 10 rebounds), in just the eighth triple double recorded in the history of the WNBA. This stat line also included a career high in assists and rebounds. Gray currently ranks third in the WNBA in assists per game with 5.6.

## 2019 LOS ANGELES SPARKS ROSTER

NUM.	PLAYER	POS.	HT.	YRS OF EXP.	DOB	COLLEGE
0	Alana Beard	G/F	5'11"	13	05/14/82	Duke
1	Alexis Jones	G	5'9"	2	05/08/94	Baylor
2	Riquna Williams	G	5'7"	6	05/28/ 90	Miami (Fla.)
3	Candace Parker	F/C	6'4"	11	04/19/86	Tennessee
5	Marina Mabrey	G	5'11"	R	11/14/96	Notre Dame
7	Maria Vadeeva	F/C	6'4"	1	07/16/98	Russia
10	Tierra Ruffin-Pratt	G/F	5'11"	6	04/11/91	North Carolina
12	Chelsea Gray	G	5'11"	4	10/08/92	Duke
13	Chiney Ogumike	F/C	6'4"	3	03/22/92	Stanford
21	Kalani Brown	C	6'7"	R	03/21/97	Baylor
24	Sydney Wiese	G	6'0"	2	06/16/95	Oregon State
30	Nneka Ogumike	F	6'2"	7	07/02/90	Stanford

# 2019 LA SPARKS ROSTER



**ALANA BEARD**  
Position: G/F  
Height: 5'11"  
DOB: 5/14/82  
College: Duke



**ALEXIS JONES**  
Position: G  
Height: 5'9"  
DOB: 5/8/94  
College: Baylor



**RIQUANA WILLIAMS**  
Position: G  
Height: 5'7"  
DOB: 5/28/90  
College: Miami



**CANDACE PARKER**  
Position: F/C  
Height: 6'4"  
DOB: 4/19/86  
College: Tennessee



**MARINA MABREY**  
Position: G  
Height: 5'11"  
DOB: 9/14/96  
College: Notre Dame



**MARIA VADEEVA**  
Position: F/C  
Height: 6'4"  
DOB: 7/16/98  
College: Russia



**TIERRA RUFFIN-PRATT**  
Position: G/F  
Height: 5'11"  
DOB: 4/11/91  
College: North Carolina



**CHELSEA GRAY**  
Position: G  
Height: 5'11"  
DOB: 10/8/92  
College: Duke



**CHINEY OGWUMIKE**  
Position: F/C  
Height: 6'4"  
DOB: 3/22/92  
College: Stanford



**KALANI BROWN**  
Position: C  
Height: 6'7"  
DOB: 3/21/97  
College: Baylor



**SYDNEY WIESE**  
Position: G  
Height: 6'0"  
DOB: 6/16/95  
College: Oregon State




**NNEKA OGWUMIKE**  
Position: F  
Height: 6'2"  
DOB: 7/2/90  
College: Stanford

## COACHING STAFF



**DEREK FISHER**  
HEAD COACH



**FRED WILLIAMS**  
ASSISTANT COACH



**LATRICA TRAMMELL**  
ASSISTANT COACH



**JAMAL LOVELL**  
PLAYER  
DEVELOPEMENT  
COACH



**COURTNEY WATSON**  
DIRECTOR OF  
SPORTS MEDICINE/  
HEAD ATHLETIC  
TRAINER



**KELLY DORMANDY**  
STRENGTH &  
CONDITIONING  
COACH

## DALLAS WINGS

PREVIEW: The Los Angeles Sparks look to extend their winning streak to three games, as they return to STAPLES Center to take on the Dallas Wings. This will be the Sparks' first home game since going 2-1 on their last road trip, with the sole defeat coming in Dallas where the Wings defeated the Sparks 74-62. The Sparks are looking to continue on the right track after defeating the Atlanta Dream in their first overtime game of the season, 76-71. The game will also serve as the Los Angeles Sparks' Camp Day, an event that has taken place for over 10 years, in partnership with local summer camps in the surrounding Los Angeles area.

The Wings' 5-12 record secures them last place in the Western Conference and tied for last place in the WNBA Standings with the Atlanta Dream.



Los Angeles is coming off a road trip that started in Dallas and ended in Atlanta, that saw the Sparks win two and lose one game. Their last game played was against the Atlanta Dream. The tightly contested game ended in an overtime Sparks victory. The Sparks were led by a strong shooting performance from guard Riquana Williams, who hit two clutch three pointers in overtime, the first tying the score at 69 and the second giving the Sparks the lead. In addition to Williams' scoring barrage, forward Nneka Ogumike recorded her seventh double-double of the season, tallying 17 points and 15 rebounds. Ogumike's seven double-doubles ranks her third in the WNBA in double-doubles this season, only behind Minnesota's Sylvia Fowles and Connecticut's Jonquel Jones.

Dallas made numerous offseason moves, none bigger than trading away All-Star center Liz Cambage to the Las Vegas Aces for Moriah Jefferson, Isabelle Harrison and Las Vegas' first and second round selections of the 2020 WNBA Draft. In order to bolster their lineup after trading away one of their best players in their franchise's history, the Wings re-signed Glory Johnson and Kayla Thornton, while drafting Notre Dame guard Arike Ogunbowale with the fifth overall selection in the 2019 WNBA Draft. Ogunbowale and Sparks rookie guard Marina Mabrey were both a part of Notre Dame's title winning team in 2018, that defeated Mississippi State.

The Sparks and Wings faced off against one another nine days ago in Dallas, where the Wings were victorious. Leading the Sparks in their last match-up against the Wings were Chiney and Nneka Ogumike who each recorded a double-double and combined for 26 points and 20 rebounds. Wings' forward Kayla Thornton led all scorers in the game with 17 points. This game will serve as a rematch for the Sparks, as they look to get even with Dallas in this season's head-to-head series.

HEAD COACH: Brian Agler, 1st season with Dallas

### Probable Starters:

C Imani McGee-Stafford  
G Arike Ogunbowale  
G Alisha Gray  
F Kayla Thornton  
F Isabelle Harrison

SPARKS MOST RECENT GAME (7/14/19)	SPARKS LAST GAME AGAINST DALLAS (7/9/19)	DALLAS MOST RECENT GAME (7/17/19)																																																															
<table><tr><th></th><th>1</th><th>2</th><th>3</th><th>4</th><th>OT</th><th>FINAL</th></tr><tr><td>LA</td><td>16</td><td>16</td><td>18</td><td>14</td><td>12</td><td>76</td></tr><tr><td>ATL</td><td>12</td><td>18</td><td>19</td><td>15</td><td>7</td><td>71</td></tr></table> <p>Biggest Lead: LA: 8   ATL: 4</p> <p>Lead Changes: 11   Times Tied: 9</p> <p>Points: LA: Williams 23 ATL: Hayes 24</p> <p>Rebounds: LA: N. Ogwumike 15 ATL: Billings 16</p> <p>Assists: LA: Gray 9, ATL: Hayes 4</p>		1	2	3	4	OT	FINAL	LA	16	16	18	14	12	76	ATL	12	18	19	15	7	71	<table><tr><th></th><th>1</th><th>2</th><th>3</th><th>4</th><th>OT</th><th>FINAL</th></tr><tr><td>LA</td><td>20</td><td>12</td><td>12</td><td>18</td><td>—</td><td>62</td></tr><tr><td>DAL</td><td>16</td><td>21</td><td>18</td><td>19</td><td>—</td><td>74</td></tr></table> <p>Biggest Lead: LA: 6   DAL: 12</p> <p>Lead Changes: 9   Times Tied: 8</p> <p>Points: LA: N. Ogwumike 15 DAL: Thornton 17</p> <p>Rebounds: LA: N./C. Ogwumike 10 DAL: Johnson/ Plaisance 6</p> <p>Assists: LA: Gray 4, DAL: Davis 4</p>		1	2	3	4	OT	FINAL	LA	20	12	12	18	—	62	DAL	16	21	18	19	—	74	<table><tr><th></th><th>1</th><th>2</th><th>3</th><th>4</th><th>OT</th><th>FINAL</th></tr><tr><td>DAL</td><td>17</td><td>17</td><td>12</td><td>18</td><td>-</td><td>64</td></tr><tr><td>PHX</td><td>21</td><td>10</td><td>18</td><td>20</td><td>-</td><td>69</td></tr></table> <p>Biggest Lead: DAL: 4   PHX: 9</p> <p>Lead Changes: 7   Times Tied: 10</p> <p>Points: DAL: Ogunbowale 14 PHX: Griner 23</p> <p>Rebounds: DAL: McGee-Stafford 11 PHX: Bonner 8</p> <p>Assists: DAL: McCarty-Williams/Ogunbowale 3, PHX: January 5</p>		1	2	3	4	OT	FINAL	DAL	17	17	12	18	-	64	PHX	21	10	18	20	-	69
	1	2	3	4	OT	FINAL																																																											
LA	16	16	18	14	12	76																																																											
ATL	12	18	19	15	7	71																																																											
	1	2	3	4	OT	FINAL																																																											
LA	20	12	12	18	—	62																																																											
DAL	16	21	18	19	—	74																																																											
	1	2	3	4	OT	FINAL																																																											
DAL	17	17	12	18	-	64																																																											
PHX	21	10	18	20	-	69																																																											



## ATLANTA DREAM

**Recap:** ATLANTA (July 14, 2019) – The Sparks trailed by three in overtime but used a 10-2 run to pull out a 76-71 against the Atlanta Dream. The Sparks had just eight active players as Candace Parker, Alexis Jones, Alana Beard and Maria Vadeeva were all out with injuries, but grinded out the victory to win two out of three on the road trip. Riquna Williams led the Sparks with 23 points and Tiffany Hayes led the Dream with 24.

A Nneka Ogwumike 3-pointer and put-back stopped a 4-0 Dream run to start the game to give the Sparks a 5-4 lead at the first timeout. It was a sluggish start for both teams with the Sparks missing nine of their first 11 attempts and the Dream missing seven of nine to start the game. Riquna Williams chipped in five first quarter points in addition to Nneka's seven to give the Sparks a 16-12 lead after the first quarter. The teams were a combined 10-for-39 from the field.

The defensive struggle continued into the second quarter as neither team found a rhythm. Kalani Brown was a bright spot, scoring six points on the low block. Chelsea Gray scored her first points on free throws with 3:14 left in the half. Williams back-to-back 3-pointers gave the Sparks a 32-28 lead. The second gave her 11 points, putting her in double-figures for the seventh time this season and the sixth time in seven games. The Sparks led 32-30 at the half.

The Sparks started the half on a 6-1 run before Hayes scored a basket with the foul to make it 38-34 Los Angeles. Nneka Ogwumike reached double-figures for the 12th time this season in 15 appearances on a layup to put the Sparks up 42-38. Moments later, she'd record her seventh double-double of the season. Kalani Brown reached double-figures for the second time this season on a layup that gave the Sparks a 48-40 lead. The Dream ended the third quarter on a 7-0 run to cut the Sparks lead to one at 50-49 entering the fourth.

Tierra Ruffin-Pratt scored the first basket of the fourth on a leaner. Two Marina Mabrey free throws put the Sparks up 56-51. An Alex Bentley 3-pointer cut it to 56-55 as both teams continued to shoot in the low 30% range. A Williams transition layup gave the Sparks a 60-57 lead and an offensive rebound and put-back from Williams put them up 62-58 with 1:30 remaining, but the Dream answered with four straight points to tie at 62-62 with 28.4 seconds remaining. Chelsea Gray, who's made a living on late-game heroics, hit a fade-away jumper with 4.8 remaining to put the Sparks up 64-62, but Tiffany answered with a weaving drive to tie the game with one second remaining and send the game to overtime.

The Dream took their first lead of the second half on an Elizabeth Williams free throw and a Hayes layup put them up 67-64. A Nneka layup cut it to 67-66. A Williams 3-pointer tied it a 69-69 and another triple from her put the Sparks up 72-69. But Hayes attacked again and drew two free throws to cut it to 72-71 Sparks. Nneka answered with a layup to go up 74-71 and a Chelsea Gray jumper put the Sparks up 76-71 with 10.6 seconds left to seal the gritty win.

**Attendance: 5,083**

### SPARKS AT DREAM

(7/14/19)

	1	2	3	4	OT	FINAL
LA	16	16	18	14	12	76
ATL	12	18	19	15	7	71

Biggest Lead: LA: 8 | ATL: 4

Lead Changes: 11 | Times Tied: 9

Points: LA: Williams 23 ATL: Hayes 24

Rebounds: LA: N. Ogwumike 15

ATL: Billings 16

Assists: LA: Gray 9, ATL: Hayes 4

### Sparks Notes

- The Sparks were without Candace Parker (ankle), Alana Beard (hamstring), Alexis Jones (knee) and Maria Vadeeva (knee)
- Nneka Ogwumike reached double-figures for the 12th time this season and recorded her seventh double-double of the season scoring 17 and grabbing 15 rebounds
- Riquna Williams reached double-figures for the seventh time this season and the fifth time in six games leading the Sparks with 23 points
- Kalani Brown reached double-figures for the second time this season with 12 points
- Chelsea Gray reached double-figures for the 10th time this season with 10 points, 9 assists and 6 rebounds

2019 TEAM BOX SCORE																	
DATE	OPPONENT	MIN	FG-A	PCT	3PM-A	PCT	FTM-A	PCT	OFF	DEF	TOT	AST	STL	BLK	TO	PF	PTS
5/26	@LV	200:0	28 - 77	36.4	5 - 13	38.5	9 - 13	69.2	10	30	40	17	9	8	14	22	70
5/31	CT	200:0	28 - 72	38.9	6 - 20	30.0	15 - 17	88.2	9	30	39	15	6	4	10	22	77
6/4	@NY	200:0	27 - 78	34.6	8 - 21	38.1	16 - 20	80.0	13	27	40	15	9	6	12	15	78
6/6	@CT	200:0	29 - 66	43.9	8 - 25	32.0	11 - 12	91.7	7	18	25	23	13	4	21	18	77
6/8	@MIN	200:0	32 - 74	43.2	9 - 25	36.0	16 - 17	94.1	12	21	33	18	13	5	16	21	89
6/14	@PHX	200:0	34 - 66	51.5	9 - 19	47.4	8 - 9	88.9	5	25	30	19	7	4	9	21	85
6/15	NY	200:0	39 - 84	46.4	8 - 23	34.8	6 - 7	85.7	12	30	42	22	5	3	14	22	92
6/18	WASH	200:0	19 - 66	28.8	3 - 19	15.8	11 - 18	61.6	10	28	38	10	9	1	26	12	52
6/21	@SEA	200:0	23 - 61	37.7	6 - 21	28.6	10 - 12	83.3	5	24	29	13	4	4	14	15	62
6/23	@PHX	200:0	26 - 70	37.1	8 - 23	34.8	12 - 14	85.7	10	29	39	19	2	2	10	24	72
6/27	LV	200:0	32 - 75	42.7	8 - 18	44.4	14 - 15	93.3	8	31	39	17	11	6	14	13	86
6/30	CHI	200:0	35 - 71	49.3	10 - 24	41.7	14 - 15	92.3	10	26	36	21	8	6	14	15	94
7/7	WASH	200:0	36 - 74	48.6	16 - 31	51.6	10 - 12	83.3	7	32	39	24	4	5	6	15	98
7/9	@DAL	200:0	26 - 71	36.6	4 - 19	21.1	6 - 7	85.7	17	19	36	16	6	4	21	12	62
7/12	@IND	200:0	34-78	43.6	7-22	31.8	15-17	88.2	13	18	31	23	16	2	12	13	90
7/14	@ATL	205:0	30 - 87	34.5	6 - 26	23.1	10 - 12	83.3	16	27	43	17	8	6	5	17	76
7/18	DAL																
7/20	@NY																
7/23	@ATL																
8/1	LV																
8/4	SEA																
8/8	PHO																
8/11	CHI																
8/14	@DAL																
8/16	@CHI																
8/20	MIN																
8/22	IND																
8/25	CT																
8/27	@WASH																
8/29	@IND																
8/31	@LV																
9/3	ATL																
9/5	SEA																
9/8	MIN																

## 2019 REGULAR SEASON SUPERLATIVES

### LOS ANGELES SPARKS HIGHS

Points, Game.....98 vs. Washington 7/7  
Points, First Half.....51 vs. Washington 7/7  
Points, Second Half..... 47 @ PHX 6/14, vs. WSH 7/7  
Points, 1Q.....29 vs. Washington 7/7  
Points, 2Q.....31 vs. New York 6/15  
Points, 3Q.....31 @ Indiana 7/12  
Points, 4Q.....25 @ Connecticut 6/6  
Points, Overtime.....12 @ Atlanta 7/14

Field Goals Made.....39 vs. New York 6/15  
Field Goals Att.....87 @ Atlanta 7/14  
Field Goal Percentage...51.9% @ Phoenix 6/14  
3FG Made.....16 vs. Washington 7/7  
3FG Att..... 31 vs. Washington 7/7  
3FG Percentage.....51.6 % vs. Washington 7/7  
Free Throws Made.....16 @ New York 6/4, @ MIN 6/8  
Free Throws Att..... 20 @ New York 6/4  
FT Percentage.....94.1% @ Minnesota 6/8

Offensive Rebounds.....17 @ Dallas 7/9  
Defensive Rebounds....32 vs. Washington 7/7  
Total Rebounds.....43 @ Atlanta 7/14  
Assists.....24 vs. Washington 7/7  
Steals.....16 vs. Indiana 7/12  
Turnovers.....26 vs. Washington 6/18  
Blocked Shots..... 8 @ Las Vegas 5/26  
Personal Fouls.....24 @ Phoenix 6/23

### OPPONENT HIGHS

Points, Game..... 98 vs. New York 6/15  
Points, First Half..... 48 vs. NY 6/15, vs. WSH 6/18  
Points, Second Half.....50 vs. New York 6/15  
Points, 1Q.....27 @ Las Vegas 5/26  
Points, 2Q.....31 vs. New York 6/15  
Points, 3Q.....27 @ Minnesota 6/8  
Points, 4Q.....32 vs. Indiana 7/12  
Points, Overtime.....7 @ Atlanta 7/14

Field Goals Made.....34 @ Connecticut 6/6  
Field Goals Att.....76 @ Atlanta 7/14  
Field Goal Percentage..47.1 % vs. New York 6/14  
3FG Made.....14 vs. Washington 6/18, @ SEA 6/21  
3FG Att.....28 vs. Washington 6/18  
3FG Percentage.....53.8% @ Seattle 6/21  
Free Throws Made.....23 vs. New York 6/14  
Free Throws Att.....26 @ Minnesota 6/8  
FT Percentage.....100.0% @Phoenix 6/14,@Dallas 7/9

### LOS ANGELES SPARKS LOWS

-Points, Game.....52 vs. Washington 6/18  
-Points, First Half.....27 vs. Washington 6/18  
-Points, Second Half.....25 vs. Washington 6/18  
-Points, 1Q.....10 vs. Washington 6/18  
-Points, 2Q.....8 @ Las Vegas 5/26  
-Points, 3Q.....10 @ Seattle 6/21  
-Points, 4Q.....14 vs. WAS 6/18, @ IND 7/12, @ATL 7/14  
-Points, Overtime.....12 @Atlanta 7/14

-Field Goals Made.....19 vs. Washington 6/18  
-Field Goals Att..... 61 @ Seattle 6/21  
-Field Goal Percentage....28.8% vs. Washington 6/18  
-3FG Made.....3 vs. Washington 6/18  
-3FG Att..... 13 @ Las Vegas 5/26  
-3FG Percentage.....15.8% vs. Washington 6/18  
-Free Throws Made.....6 vs. NY 6/15, @Dallas 7/9  
-Free Throws Att.....7 vs. NY 6/15, @ Dallas 7/9  
-FT Percentage.....61.1% vs. Washington 6/18

-Offensive Rebounds.....5 @ Phoenix 6/14, @ SEA 6/21  
-Defensive Rebounds.....18 @ CT 6/6, @ IND 7/12  
-Total Rebounds.....25 @ Connecticut 6/6  
-Assists.....10 vs. Washington 6/18  
-Steals.....2 @ Phoenix 6/23  
-Turnovers.....5 @ Atlanta 7/14  
-Blocked Shots.....1 vs. Washington 6/18  
-Personal Fouls.....12 vs. WASH 6/18, @ Dallas 7/9

### OPPONENT LOWS

-Points, Game.....69 vs. Chicago 6/30  
-Points, First Half.....31 vs. Connecticut 5/31  
-Points, Second Half.....32 @ Phoenix 6/14  
-Points, 1Q.....12 @ Atlanta 7/14  
-Points, 2Q.....12 vs. Connecticut 5/31  
-Points, 3Q..... 11 vs. Washington 7/7  
-Points, 4Q.....15 @Atlanta 7/14  
-Points, Overtime..... 7 @ Atlanta 7/14

-Field Goals Made.....24 vs. CT 5/31, vs. CHI 6/30  
-Field Goals Att.....66 vs. Washington 6/18  
-Field Goal Percentage..30.8% vs Connecticut 5/31  
-3FG Made.....2 @Atlanta 7/14  
-3FG Att.....14 @ LV 5/26, @ Dallas 7/9  
-3FG Percentage.....10.5% @Atlanta 7/14  
-Free Throws Made.....9 vs. Las Vegas 5/27  
-Free Throws Att.....12 vs. Las Vegas 5/27  
-FT Percentage.....64% vs. Connecticut 5/3

## HEAD COACH DEREK FISHER



Derek Fisher was named the 12th head coach of the Los Angeles Sparks on December 5, 2018. Fisher is a Los Angeles basketball legend, playing 18 seasons in the NBA and winning five championships with the Los Angeles Lakers. Fisher was drafted 24th overall by the Lakers in 1996, and played alongside Kobe Bryant and Shaquille O'Neal en route to three consecutive titles from 2000-2002. He later added two more rings in 2009 and 2010 with Los Angeles. Fisher also played for the Golden State Warriors, Utah Jazz, Dallas Mavericks and Oklahoma City Thunder.

Fisher's accolades include holding the all-time NBA record for playoff game appearances (259). He's also known for hitting a buzzer-beater with 0.4 seconds left against the San Antonio Spurs in Game 5 of the 2004 Western Conference Semifinals as a member of the Lakers. In his time as a player, he served as president of the players' union from 2006-2013.

After finishing the 2013 season with the Thunder, Fisher transitioned to the sidelines, being named head coach of the New York Knicks on June 10, 2014. Fisher coached into the 2015-2016 season with New York, helping develop then-rookie Kristaps Porzingis.

Fisher is a native of Little Rock, Arkansas where he attended Parkview Arts and Science Magnet High School, lettering in basketball. He then attended the University of Arkansas at Little Rock, where he finished his four-year career second all-time in school history in points (1,393), assists (472) and steals (189). His senior year, he was named Sun Belt Conference Player of the Year.

In the spring of 2016, Fisher became a television analyst for TNT, NBA TV and later Spectrum SportsNet as an in-studio analyst for the Lakers.





### Fred Williams



Fred Williams was named assistant coach of the Los Angeles Sparks on Jan. 22, 2019 and brings over 35 years of collegiate and professional coaching experience. Most recently, Williams served as the Dallas Wings, previously Tulsa Shock, head coach from 2014-2018 where he coached WNBA All-Stars Skylar Diggins and Liz Cambage.

Williams launched his coaching career in 1983 as an assistant coach at USC where he coached standouts Cynthia Cooper, Pamela McGee, Cheryl Miller, Lisa Leslie and Tina Thompson. Williams helped lead the Trojans to back-to-back NCAA titles in 1983 and 1984 before serving as head coach from 1995-1997.

In addition to his time in Dallas, Williams previously served as head coach of the Utah Starzz from 1999-2001. Williams then spent six seasons with the Atlanta Dream, winning three WNBA Eastern Conference Championships. Williams took over Atlanta's head coach in 2012 and led the Dream to the WNBA finals in 2013.

Williams played for Boise State men's basketball program from 1976-1979 and averaged 12.0 points and 5.8 assists in his final season. The All-Big Sky Conference point guard played briefly in the NBA for the Utah Jazz before transitioning to a role on the sidelines. He also served as an advance scout for the Washington Mystics, Utah Jazz, Seattle Supersonics and Sacramento Kings.

Off the court, Williams is an avid musician who produces jazz music under the name "Freddy Bass Williams." He has released two jazz albums titled "Game Time" and "My Gift to You." Williams is originally from Inglewood, California, but currently resides in Irving, Texas with his wife Bo and their five children.

### Latricia Trammell



Latricia Trammell was named assistant coach of the Los Angeles Sparks on Jan. 22, 2019. Trammell most recently served as an assistant coach for the San Antonio Stars in 2017 where she worked with the first overall pick Kelsey Plum.

Trammell also served as head coach at Oklahoma State University, producing an 85-10 record with the Stars. She led the team to back-to-back NAIA Division I women's basketball national championships in 2014 and 2015, which earned her National Coach of the Year honors in those two years. After her two titles at OCU, Trammell transitioned to Division I basketball and became an assistant coach for Georgia State from 2015-2017 before transitioning to the WNBA. Trammell holds a 255-131 overall high school and college coaching record in her 24 years on the sidelines.

The Oklahoma native debuted as a head coach when she took over the job at Western State (Colo.) University. Trammell spent five seasons with the Mountaineers and built Western State to be a top contender in the Rocky Mountain Athletic Conference. Trammell's team notched a 105-76 record and made five consecutive RMAC Shootout appearances, catapulting her to become the third winningest coach in program history.

Trammell formally served on the WBCA National Convention Advisory Board and on the voting committee for USA Today/ESPN D-II Top 25. The Seminole, Oklahoma native is also a frequent basketball clinician and was a former player for both Seminole State College and East Central Oklahoma.

### Jamal Lovell



The Los Angeles Sparks named Jamal "Dash" Lovell their player development assistant coach on March 4, 2019. Lovell is a professional basketball skills trainer bringing over 11 years of experience working with NBA, WNBA and NCAA athletes, including Candace Parker, Paul George and Dwyane Wade.

Lovell is currently involved with high-profile training clinics in Los Angeles, New York and Miami. In total, Lovell has helped 22 players play NCAA Division I basketball and has worked with over 30 NBA and WNBA players. Lovell, who's known for his training brand DashLetics, believes that aggressiveness, balance and footwork are the key components for success on the court.

#0	ALANA BEARD	GUARD/FORWARD	5-11	5/14/84	DUKE	13TH SEASON
----	-------------	---------------	------	---------	------	-------------

**2019 Regular Season Averages:**

G-GS	PPG	RPG	APG	SPG	BPG	MPG	FG%	3FG%	FT%
7-3	3.6	1.6	2.0	1.0	0.1	16.6	38.5	0	83.3

	2019 Season Highs	Career Highs	Playoff Career Highs
PTS	8	33, at PHX 6/4/08	22, at CT 9/29/04
REB	3	10, Twice	9, at PHX 9/21/13 (Twice)
AST	4	10, at SA 6/28/12	7, vs MIN 10/14/16 (Twice)
STL	5	7 vs. LA, 5/21/06	4, vs MIN 9/20/15 (Twice)
BLK	1	4, Twice	4, at CT 9/29/04
FGM	3	13, vs. SEA 7/23/06	9, at CT 9/29/04
3FGM	0	6, at ATL 6/3/08	1, vs. MIN 10/14/16 (6 times)
FTM	1	11, Twice	7, at CT 9/27/04
MINS	23:27	48, vs. IND 6/18/05	39, at PHX 9/21/13



## GAME BY GAME STATS

[illegible]

#1	ALEXIS JONES	GUARD	5-9	05/08/94	BAYLOR	3RD SEASON
----	--------------	-------	-----	----------	--------	------------

**2019 Regular Season Averages:**

G-GS	PPG	RPG	APG	SPG	BPG	MPG	FG%	3FG%	FT%
7-1	4.7	1.1	2.4	0.1	0.1	15.1	38.7	38.5	80.0

	2019 Season Highs	Career Highs	Playoff Career Highs
PTS	10	11, two times	22, at CT 9/29/04
REB	2	4, vs. IND 8/30/17	9, at PHX 9/21/13 (Twice)
AST	4	5, vs. CHI 9/1/17	7, vs MIN 10/14/16 (Twice)
STL	0	3 vs. IND, 8/18/17	4, vs MIN 9/20/15 (Twice)
BLK	2	2 vs. LV, 5/26/19	4, at CT 9/29/04
FGM	4	4, six times	9, at CT 9/29/04
3FGM	3	3, three times	1, vs. MIN 10/14/16 (6 times)
FTM	1	2, two times	7, at CT 9/27/04
MINS	16:55	28, vs. LA 6/3/18	39, at PHX 9/21/13



## GAME BY GAME STATS

[illegible]

#2	RIQUNA WILLIAMS	GUARD	5-7	05/28/90	MIAMI (FLA.)	6TH SEASON
----	-----------------	-------	-----	----------	--------------	------------

**2019 Regular Season Averages:**

G-GS	PPG	RPG	APG	SPG	BPG	MPG	FG%	3FG%	FT%
15 - 6	11.5	2.7	1.7	1.3	0.1	25.4	37.7	40.0	88.9

	2019 Season Highs	Career Highs	Playoff Career Highs
PTS	25	51, vs. SA 9/8/13	7, at MIN 10/4/17
REB	5	9, vs. SEA 9/12/13	2, at PHO 9/17/15
AST	4	6 (3 Times)	1, vs. MIN 9/29/17 (Twice)
STL	2	5 (3 Times)	1, vs. MIN 9/29/17 (3 Times)
BLK	1	2 (4 Times)	--
FGM	7	17, SA 9/8/13	2, at MIN 10/4/17
3FGM	4	8, vs. SA 9/8/13	1, at MIN 10/4/17 (3 Times)
FTM	7	18, at ATL 7/7/15	2, at MIN 10/4/17
MINS	35:44	39, PHO 8/4/15	16, at PHO 9/17/15



## GAME BY GAME STATS

[illegible]




2019 Regular Season Averages:

G-GS	PPG	RPG	APG	SPG	BPG	MPG	FG%	3FG%	FT%
7 - 7	8.9	6.4	2.7	1.0	0.6	23.4	31.7	27.8	76.5

	2019 Season Highs	Career Highs	Playoff Career Highs
PTS	18	40, vs HOU 7/9/08	33, vs. MIN 10/7/12
REB	11	20, at SA 6/1/13	18, at PHO 9/25/09
AST	4	11, at WAS 6/15 /18	11, at PHO 9/17/17
STL	4	8, vs IND 8/18/15	5, vs. MIN 9/29/17
BLK	2	9, vs TUL 6/20/12	4, at MIN 10/4/17 (5 Times)
FGM	6	14, vs SEA 7/25/13	14, vs. MIN 10/7/12
3FGM	2	5, Twice	3, at CHI 10/4/16 (4 Times)
FTM	4	14 vs. SEA 7/25/13	15, at CHI 10/4/16
MINS	28:28	48, Twice	40, at MIN 9/22/15 (4 Times)

GAME BY GAME STATS

Date	Opponent	MIN	FG-A	PCT	3PM-A	PCT	FTM-A	PCT	OFF	DEF	TOT	AST	STL	BLK	TO	PF	PTS
5/26	@LV	-	-	-	-	-	-	-	-	-	-	-	-	-	-	-	-
5/31	CT	-	-	-	-	-	-	-	-	-	-	-	-	-	-	-	-
6/4	@NY	-	-	-	-	-	-	-	-	-	-	-	-	-	-	-	-
6/6	@CT	-	-	-	-	-	-	-	-	-	-	-	-	-	-	-	-
6/8	@MIN	-	-	-	-	-	-	-	-	-	-	-	-	-	-	-	-
6/14	@PHO	-	-	-	-	-	-	-	-	-	-	-	-	-	-	-	-
6/15	NY	-	-	-	-	-	-	-	-	-	-	-	-	-	-	-	-
6/18	WASH	24:41	1 - 9	11.1	0-3	0.0	1 - 2	50.0	1	4	5	3	2	0	6	1	3
6/21	@SEA	22:47	1 - 9	11.1	0-4	0.0	-	-	1	3	4	2	0	2	1	0	2
6/23	@PHO	28:28	3 - 10	30.0	2 - 4	50.0	4 - 4	100.0	1	10	11	3	0	0	2	1	12
6/27	LV	31:52	6 - 12	50.0	2 - 4	50.0	4 - 5	80.0	1	8	9	3	4	2	9	1	18
6/30	CHI	21:43	5 - 10	50.0	1 - 2	50.0	1 - 1	100.0	1	5	6	3	1	1	0	3	12
7/7	WASH	27:55	2 - 8	25.0	0 - 1	0	3 - 5	60.0	0	7	7	4	0	1	1	1	7
7/9	@DAL	6:11	1 - 2	50.0	-	-	-	-	1	2	3	1	0	0	2	0	2
7/12	@IND	-	-	-	-	-	-	-	-	-	-	-	-	-	-	-	-
7/14	@ATL	-	-	-	-	-	-	-	-	-	-	-	-	-	-	-	-
7/18	DAL																
7/20	@NY																
7/23	@ATL																
8/1	LV																
8/4	SEA																
8/8	PHO																
8/11	CHI																
8/14	@DAL																
8/16	@CHI																
8/20	MIN																
8/22	IND																
8/25	CT																
8/27	@WASH																
8/29	@IND																
8/31	@LV																
9/3	ATL																
9/5	SEA																
9/8	MIN																










#10	TIERRA RUFFIN-PRATT	GUARD/FORWARD	5-11	04/11/91	NORTH CAROLINA	6TH SEASON
-----	---------------------	---------------	------	----------	----------------	------------

**2019 Regular Season Averages:**

G-GS	PPG	RPG	APG	SPG	BPG	MPG	FG%	3FG%	FT%
16-15	6.4	2.6	2.3	0.6	0.8	23.5	40.0	37.1	85.0

	2019 Season Highs	Career Highs	Playoff Career Highs
PTS	17	20, vs. LA 6/23/15	17, vs. NY 9/22/15
REB	7	12, vs. SEA 6/27/17	9, vs. NY 9/10/17
AST	5	6, six times	4, vs. NY 9/10/17
STL	2	4, vs. SAN 7/25/17	4, vs. NY 9/22/15
BLK	3	3, Three times	1, NY 9/22/15
FGM	6	14, two times	6, vs. NY 9/22/15
3FGM	2	4, vs. NY 9/13/16	2, vs. SEA 9/12/18
FTM	3	9, vs. SAN 8/28/16	6, vs. MIN 9/12/17
MINS	35:08	40, vs. SEA 5/26/16	29, vs. NY 9/22/15



## GAME BY GAME STATS

[illegible]




#12	CHELSEA GRAY	GUARD	5-11	10/8/92	DUKE	4TH SEASON
-----	--------------	-------	------	---------	------	------------

**2019 Regular Season Averages:**

G-GS	PPG	RPG	APG	SPG	BPG	MPG	FG%	3FG%	FT%
16-16	13.2	4.0	5.6	0.9	0.1	30.9	40.2	35.2	97

	2019 Season Highs	Career Highs	Playoff Career Highs
PTS	29	29, at NY 6/4/19	27, at MIN 9/24/17
REB	10	10, vs. WAS 7/7/19	6, vs. PHO 9/14/17
AST	13	13, vs WAS 7/7/19	9, vs. MIN 10/1/17
STL	2	3, Twice	3, at MIN 10/4/17 (Twice)
BLK	2	3, at Chi 6/17/18	2, vs. MIN 9/29/17
FGM	10	10, at NY 6/4/19	10, at MIN 9/24/17
3FGM	4	4, 3 Times	4, at MIN 9/24/17 (Twice)
FTM	6	6, vs MIN 9/6/16	6, at MIN 10/9/16
MINS	41:03	41:03, at ATL 7/14/19	38, vs. PHO 9/14/17



## GAME BY GAME STATS

[illegible]

#13	CHINEY OGWUMIKE	FORWARD/CENTER	6-4	03/21/92	STANFORD	3RD SEASON
-----	-----------------	----------------	-----	----------	----------	------------

**2019 Regular Season Averages:**

G-GS	PPG	RPG	APG	SPG	BPG	MPG	FG%	3FG%	FT%
16-10	11.3	7.2	1.0	1.3	1.0	26.3	47.9	33.3	76.7

	2019 Season Highs	Career Highs	Playoff Career Highs
PTS	26	30, vs. SEA 6/15/18	2, vs. PHX 8/23/18
REB	14	17, vs. NY 6/29/14	3, vs. PHX 8/23/18
AST	4	4, vs. NY 6/14/19	1, vs. PHX 8/23/18
STL	3	4, two times	2, vs. PHX 8/23/18
BLK	2	7, vs. DAL 7/20/16	—
FGM	9	13, vs. SEA 6/15/18	1, vs. PHX 8/23/18
3FGM	1	1, Twice	—
FTM	6	8, vs. CHI 8/10/18	—
MINS	35:43	40, two times	19



## GAME BY GAME STATS

[illegible]

#21	KALANI BROWN	CENTER	6-7	03/21/97	BAYLOR	R-SEASON
-----	--------------	--------	-----	----------	--------	----------

**2019 Regular Season Averages:**

G-GS	PPG	RPG	APG	SPG	BPG	MPG	FG%	3FG%	FT%
15-0	5.5	3.8	0.5	0.3	0.7	14.9	43.7	-	83.3

	2018 Season Highs	Career Highs	Playoff Career Highs
PTS	12	12, Twice	–
REB	5	5, Four Times	–
AST	2	2, @ SEA 6/21/19	–
STL	1	1, @LV 5/26/19	–
BLK	2	2, @LV 5/26/19	–
FGM	4	4, vs. LV (6/27/19)	–
3FGM	--	--	–
FTM	4	4, vs. LV (6/27/19)	–
MINS	22:30	22:30, vs. LV (6/27/19)	–



## GAME BY GAME STATS

[illegible]







POINTS SCORED AGAINST THE WINGS		LEAGUE AND FRANCHISE MILESTONES			
3. Sylvia Fowles	214	ALANA BEARD			
4. Nneka Ogumike	203	WNBA	3PM	Next: 300	Current: 287
5. Candace Parker	188	LAS	AST	Next: 500	Current: 489
27. Courtney Williams	116	LAS	BLK	Next: 100	Current: 89
28. Chelsea Gray	114	CHELSEA GRAY			
36. Layshia Clarendon	98	LAS	AST	Next: 500	Current: 487
37. Chiney Ogumike	95	LAS	FTM	Next: 250	Current: 233
61. Tamera Young	64	NNEKA OGWUMIKE			
Tierra Ruffin-Pratt	64	WNBA	2PA	Next: 2500	Current: 2492
Alana Beard	64	RIQUA WILLIAMS			
69. Natasha Cloud	57	WNBA	STL	Next: 200	Current: 196
Riquna Williams	57	LAS	FGA	Next: 500	Current: 490
123. 2 players	17	RECENT MILESTONES			
Alexis Jones	17	CHELSEA GRAY			
132. 4 players	14	WNBA	GM	150	Jul 12
Maria Vadeeva	14	CHINEY OGWUMIKE			
155. 2 players	8	WNBA	PTS	1500	Jul 9
Kalani Brown	8	CANDACE PARKER			
166. 9 players	4	WNBA	GM	300	Jul 9
Sydney Wiese	4	TIERRA RUFFIN-PRATT			
176. 5 players	3	WNBA	2PA	1000	Jul 14
Marina Mabrey	3	RIQUA WILLIAMS			
POINTS IN SPARKS FRANCHISE HISTORY		LAS	3PM	100	Jul 14
1. Lisa Leslie	6253	ALL TIME VS. WINGS			
2. Candace Parker	5169	ALL	6 - 5 (0.545)		
3. DeLisha Milton-Jones	4018	HOME	4 - 1 (0.800)		
4. Nneka Ogumike	3798	AWAY	2 - 4 (0.333)		
8. Jantel Lavender	2267	2018	1 - 2 (0.333)		
9. Alana Beard	1585	2018 VS. WINGS			
10. Chelsea Gray	1413	6/22	@Dal	L	72-101
21. Ukari Figgs	567	6/26	Dal	W	87-83
22. Riquna Williams	554	7/12	Dal	L	77-92
55. Clarisse Machanguana	184	*Statistics courtesy of www.acrossthetimeline.com			
56. Chiney Ogumike	180				
64. Lisa Willis	129				
65. Sydney Wiese	128				
67. Nina Bjedov	121				
68. Maria Vadeeva	115				
69. Jennifer Gillom	103				
70. Tierra Ruffin-Pratt	102				
76. Heidi Burge	83				
77. Kalani Brown	82				
79. LaToya Sanders	77				