

LOS ANGELES SPARKS 2019 GAME NOTES



Los Angeles Sparks (8-7) at Atlanta Dream (5-10)

July 14, 2019

State Farm Arena | 12:00 pm (PT) | NBA TV, WSB Now, TSN



PRESEASON SCHEDULE

Date	Opponent	Time/Result	Record
5/11	at Phoenix*	L, 75-82	N/A
5/17	SEATTLE*	W, 92-85	N/A

REGULAR SEASON SCHEDULE

Date	Opponent	Time/Result	Record
5/26	at Las Vegas	L, 70-83	0-1
5/31	CONNECTICUT	W, 77-70	1-1
6/4	at New York	W, 78-73	2-1
6/6	at Connecticut	L, 89-77	2-2
6/8	at Minnesota	W, 89-85	3-2
6/14	at Phoenix	W, 85-68	4-2
6/15	NEW YORK	L, 92-98	4-3
6/18	WASHINGTON	L, 81-52	4-4
6/21	at Seattle	L, 84-62	4-5
6/23	at Phoenix	L, 82-72	4-6
6/27	LAS VEGAS	W, 86-74	5-6
6/30	CHICAGO	W, 94-69	6-6
7/7	WASHINGTON	W, 98-81	7-6
7/9	at Dallas	L, 74-62	7-7
7/12	at Indiana	W, 90-84	8-7
7/14	at Atlanta	12:00 p.m.	
7/18	DALLAS	12:30 p.m.	
7/20	at New York	12:00 p.m.	
7/23	at Atlanta	4:00 p.m.	
8/1	LAS VEGAS	7:00 p.m.	
8/4	SEATTLE	2:00 p.m.	
8/8	PHOENIX	7:00 p.m.	
8/11	CHICAGO	2:00 p.m.	
8/14	at Dallas	5:00 p.m.	
8/16	at Chicago	5:00 p.m.	
8/20	MINNESOTA	7:30 p.m.	
8/22	INDIANA	7:30 p.m.	
8/25	CONNECTICUT	2:00 p.m.	
8/27	at Washington	4:00 p.m.	
8/29	at Indiana	4:00 p.m.	
8/31	at Las Vegas	7:30 p.m.	
9/3	ATLANTA	7:30 p.m.	
9/5	SEATTLE	7:30 p.m.	
9/8	MINNESOTA	1:00 p.m.	

* = Preseason

All times listed are Pacific Time

CONTACT INFORMATION

Eli Horowitz

Director, Public Relations and Communications
ehorowitz@la-sparks.com
(847) 644-9932

Natalie Gilmore

Coordinator, Public Relations and Communications
ngilmore@la-sparks.com
(661) 714-8051



@LA_Sparks



@LA_Sparks



Los Angeles Sparks

LAST GAME STARTERS

G	12	CHELSEA GRAY				5'11"		170 LBS							
GP/GS	15/15	PPG	13.4	RPG	3.9	APG	5.4	SPG	0.8	FG%	40.6	3FG%	35.8	MPG	30.2

Gray recorded her 500th career assist and scored a career-high 29 points against the Liberty on June 4. Gray also logged a 21-point performance to help the Sparks defeat the Minnesota Lynx on June 8, eclipsing the 1500-point career milestone. Gray passed Tina Thompson with 1,569 points and entered the top-10 in Sparks scoring history on June 18. The point guard recorded a triple-double (13 points, 13 assists and 10 rebounds), the eighth in WNBA history. This stat line also included a career high in assists and rebounds. Gray was named a 2019 All-Star starter, her third straight year being named an All-Star.

G		2		RIQUA WILLIAMS				5'7"		165 LBS					
GP/GS	14/5	PPG	10.6	RPG	2.6	APG	1.8	SPG	1.2	FG%	37.1	3FG%	39.7	MPG	24.3

Williams holds the Sparks single game record for most 3-pointers made with seven, recorded on June 24, 2018. At the start of the 2019 season, the guard made a difference off the bench and scored a season high 25 points at Minnesota on June 8th. Dallas hosted the Sparks on July 9 and Williams scored in double digits for the sixth time this season and fourth straight game. Williams is averaging 15.6 points per game through the last five games. The Sparks are 4-1 with her in the starting lineup.

G/F	10	TIERRA RUFFIN-PRATT				5'11"				180 LBS					
GP/GS	15/14	PPG	6.4	RPG	2.5	APG	2.2	SPG	0.6	FG%	41.3	3FG%	41.9	MPG	22.7

Before the 2019 WNBA Draft, The Sparks signed free agent guard Tierra Ruffin-Pratt, who played six seasons with the Washington Mystics and helped them reach the 2018 WNBA Finals. The veteran averages 6.4 points per game in her sixth season in the WNBA and is shooting 41.9% from the 3-point line. Earning her spot as a starter in 14 of the Sparks 15 games, TRP is one of the Sparks best perimeter defenders.

F/C	13	CHINEY OGWUMIKE					6'4"		173 LBS						
GP/GS	15/9	PPG	11.7	RPG	7.0	APG	1.0	SPG	1.2	FG%	49.7	3FG%	33.3	MPG	26.0

Ogwumike joined the Sparks in 2019 following her offseason trade from the Sun and put up 20 points in the teams' first head-to-head meeting on May 31. The former Rookie of the Year recorded her first double-double of the season in a win over the Liberty on June 4 and her second in the Sparks second game against the Liberty, scoring 26 points and grabbing 14 rebounds. She notched her third double double of the season on July 9 against Dallas with 11 points and 10 rebounds.

F	30	NNEKA OGWUMIKE					6'2"	174 LBS							
GP/GS	14/14	PPG	15.4	RPG	9.1	APG	1.6	SPG	1.7	FG%	46.7	3FG%	40.0	MPG	28.7

The five-time WNBA All-Star, 2016 WNBA MVP and former Rookie of the Year notched her third double-double of the season, registering 21 points and 10 rebounds against Connecticut on June 6. The forward's 9.1 rebounds per game currently ranks third in the league. Ogwumike has recorded six double-doubles this season, tied for second most in the WNBA. She posted a career high in 3-pointers made, with five, on July 7 against the Mystics alongside 31 points and 10 rebounds. Against the Fever on July 12, Nneka tied her career high with six steals.

PLAYER UPDATES

NUM.	PLAYER	POS.	UPDATE
7	Maria Vadeeva	F/C	Knee
1	Alexis Jones	G	Right Knee
3	Candace Parker	F/C	Right Ankle

WHERE DID YOU COME FROM?

NUM.	PLAYER	HOW ACQUIRED
0	Alana Beard	Free agent (2012)
1	Alexis Jones	Trade (2019)
2	Riquna Williams	Trade (2016)
3	Candace Parker	Draft (2008)
5	Marina Mabrey	Draft (2019)
7	Maria Vadeeva	Draft (2018)
10	Tierra Ruffin-Pratt	Free agent (2019)
12	Chelsea Gray	Trade (2016)
13	Chiney Ogumike	Trade (2019)
21	Kalani Brown	Draft (2019)
24	Sydney Wiese	Draft (2017)
30	Nneka Ogumike	Draft (2012)

MILESTONE WATCH

PLAYER	MILESTONE (CURRENT)
Candace Parker	5500 points (5169) 1200 assists (1173) 3000 rebounds (2593) 550 blocks (505)
Alana Beard	5000 points (4713) 1100 assists (1052) 250 blocks (218) 800 steals (705)
Nneka Ogumike	4000 points (3781) 2000 rebounds (1779)
Chiney Ogumike	2000 points (1519) 1000 rebounds (817)
Chelsea Gray	2000 points (1638) 600 assists (570)

PRONOUNCIATION

PLAYER/COACH	PRONOUNCIATION
Alana Beard	ah-LAY-nah
Kalani Brown	kuh-lah-NEE
Chiney Ogumike	shih-NAY Oh-gwoo-MIH-kay
Nneka Ogumike	NEH-kuh Oh-gwoo-MIH-kay
Tierra Ruffin-Pratt	Tee-air-rah
Maria Vadeeva	Vuh-DEE-vuh
Sydney Wiese	WEECE (rhymes with REESE)
Riquna Williams	rih-QUAHN-uh

COACHING STAFF

NAME	ROLE
Derek Fisher	Head Coach
Latricia Trammell	Assistant Coach
Fred Williams	Assistant Coach
Jamal "Dash" Lovell	Player Development Coach
Courtney Watson	Athletic Trainer
Kelly Dormandy	Strength and Conditioning Coach
Rachel Schrote	Video Coordinator

HEATING UP IN HOTLANTA

The Los Angeles Sparks head to Atlanta to close their three-game road trip after beating Indiana Friday night. This meeting will be the first of the teams' three matchups this season. The Sparks pulled out a win in their first 2018 encounter, but dropped the following two matchups. In their most recent meeting on August 9, 2018, Candace Parker double-doubled with 20 points and 12 rebounds, but the Sparks fell short 79-73. Atlanta currently sits in last place in the league with a record of 5-10 going into Sunday's game, contrasting their 2018 season when they finished with the second-best record in the league at 23-11.

SCHOOL OF FISHER

The Los Angeles Sparks named Derek Fisher as its new head coach during the offseason on December 5, 2018. Fisher won five titles in 18 NBA seasons with the Los Angeles Lakers, and played alongside Kobe Bryant and Shaquille O'Neal en route to three consecutive titles from 2000 to 2002. Fisher began his coaching career as the head coach of the New York Knicks during the 2015-2016 season. The Sparks' 12th head coach hopes to translate his championship experience to the Sparks as he enters his first season in the league for the 2019 WNBA season.

NEW FACES

In addition to bringing in head coach Derek Fisher, the Los Angeles Sparks also made some roster changes as well. The Sparks took center Kalani Brown as the seventh overall pick and guard Marina Mabrey as the 19th overall pick in the 2019 WNBA Draft. Following the draft, Los Angeles acquired guard Alexis Jones from the Minnesota Lynx in exchange for guard Odyssey Sims, before trading a first-round pick to the Connecticut Sun in exchange for two-time All-Star forward/center Chiney Ogumike. Before the draft, the Sparks signed free agent guard Tierra Ruffin-Pratt, who played six seasons with the Washington Mystics and helped them reach the 2018 WNBA Finals.

IT ALL STARTS UP FRONT

Already with a deep frontcourt in forwards Candace Parker, Nneka Ogumike, and Maria Vadeeva last season, the Sparks will add forward/center Chiney Ogumike and center Kalani Brown to the rotation. The three were vital to the Sparks posting the WNBA's fifth best field goal percentage of 45.2 during Los Angeles' 2018 year campaign. Ogumike averaged 14.4 points and 7.5 rebounds per game in Connecticut, shooting a career-high 60.3 percent from the field. Brown – who helped Baylor win the 2019 NCAA Championship – averaged 15.6 points and 8.1 rebounds per game during her senior season.

THIS IS MY KITCHEN

Rookie Marina Mabrey scored 10 points in the Sparks win against the Indiana Fever on July 12, her second game of the season scoring in double-figures. The rookie out of Notre Dame has gained some attention for creating a T-Shirt that says "This Is My Kitchen" with an image of a basketball court, calling out social media trolls who speak negatively about women's basketball.

All-Star Gray

The Sparks announced the resigning of guard Chelsea Gray on April 30. In her fourth season in the league, Gray earned her second consecutive WNBA All-Star honors after having a breakout season in 2017. Gray recorded her 500th career assist and scored a career high 29 points in the third game of 2019 at New York. The point guard also achieved her 1500 career points milestone on June 8 at Minnesota. Leading the Sparks in minutes played as well as points per game, Gray is also the only member of the Sparks to start all of Los Angeles' games. Gray had a record-breaking afternoon on July 7 against the league leading Mystics. The point guard notched a triple double (13 points, 13 assists and 10 rebounds), in just the eighth triple double recorded in the history of the WNBA. This stat line also included a career high in assists and rebounds.

2019 LOS ANGELES SPARKS ROSTER

NUM.	PLAYER	POS.	HT.	YRS OF EXP.	DOB	COLLEGE
0	Alana Beard	G/F	5'11"	13	05/14/82	Duke
1	Alexis Jones	G	5'9"	2	05/08/94	Baylor
2	Riquna Williams	G	5'7"	6	05/28/ 90	Miami (Fla.)
3	Candace Parker	F/C	6'4"	11	04/19/86	Tennessee
5	Marina Mabrey	G	5'11"	R	11/14/96	Notre Dame
7	Maria Vadeeva*	F/C	6'4"	1	07/16/98	Russia
10	Tierra Ruffin-Pratt	G/F	5'11"	6	04/11/91	North Carolina
12	Chelsea Gray	G	5'11"	4	10/08/92	Duke
13	Chiney Ogumike	F/C	6'4"	3	03/22/92	Stanford
21	Kalani Brown	C	6'7"	R	03/21/97	Baylor
24	Sydney Wiese	G	6'0"	2	06/16/95	Oregon State
30	Nneka Ogumike	F	6'2"	7	07/02/90	Stanford

*will return after overseas commitments

2019 LA SPARKS ROSTER



ALANA BEARD
Position: G/F
Height: 5'11"
DOB: 5/14/82
College: Duke



ALEXIS JONES
Position: G
Height: 5'9"
DOB: 5/8/94
College: Baylor



RIQUANA WILLIAMS
Position: G
Height: 5'7"
DOB: 5/28/90
College: Miami



CANDACE PARKER
Position: F/C
Height: 6'4"
DOB: 4/19/86
College: Tennessee



MARINA MABREY
Position: G
Height: 5'11"
DOB: 9/14/96
College: Notre Dame



MARIA VADEEVA
Position: F/C
Height: 6'4"
DOB: 7/16/98
College: Russia



TIERRA RUFFIN-PRATT
Position: G/F
Height: 5'11"
DOB: 4/11/91
College: North Carolina



CHELSEA GRAY
Position: G
Height: 5'11"
DOB: 10/8/92
College: Duke



CHINEY OGUMIKE
Position: F/C
Height: 6'4"
DOB: 3/22/92
College: Stanford



KALANI BROWN
Position: C
Height: 6'7"
DOB: 3/21/97
College: Baylor



SYDNEY WIESE
Position: G
Height: 6'0"
DOB: 6/16/95
College: Oregon State




NNEKA OGUMIKE
Position: F
Height: 6'2"
DOB: 7/2/90
College: Stanford

COACHING STAFF



DEREK FISHER
HEAD COACH



FRED WILLIAMS
ASSISTANT COACH



LATRICA TRAMMELL
ASSISTANT COACH



COURTNEY WATSON
DIRECTOR OF
SPORTS MEDICINE/
HEAD ATHLETIC
TRAINER



KELLY DORMANDY
STRENGTH &
CONDITIONING
COACH



JAMAL LOVELL
PLAYER
DEVELOPMENT
COACH

ATLANTA DREAM

PREVIEW: The Los Angeles Sparks are coming off a 90-84 win against the Indiana Fever on Friday night and now travel to face the Atlanta Dream for the first time this season. A Sparks win would improve their record to 9-7 at the conclusion of the current three-game road trip. The Ogwumike sisters combined for 41 points against the Fever while Candace Parker sat sidelined with an ankle injury.

The Atlanta Dream currently rank last in the league with an overall record of 5-10. The Dream beat the Lynx 60-53 in Minnesota on Friday. Leading Atlanta's offensive efforts are guards Tiffany Hayes and Brittney Sykes, averaging 13 and 11.9 PPG respectively while shooting a hair above 39% from the field. Hayes recently reached 3,000 career points in June with a season-high 28 points against Indiana. At the start of this month, Sykes tied a WNBA record for most points in a quarter with 22 at Phoenix.

As a unit, the Atlanta Dream team lags behind their opponents in every statistical category this season except in blocks-per-game and turnovers. On average, they are scoring 69.8 PPG while shooting 37.2% from the field. Atlanta's offensive rating of 89.7 ranks last in the league. Last season, the Dream averaged 74.7 points against the Sparks over three games.

Los Angeles looks to improve upon their road-record of 4-5. In the Sparks' last match-up in Indiana, Nneka and Chiney Ogwumike's stellar offensive performance secured a win that snapped a three-game road skid. Williams, who added a quiet 8, was averaging 17.5 in her four starts with the Sparks since joining the starting lineup. Chelsea Gray netted 15 against the Fever after being named to the All-Star starting lineup this past Thursday.

The last time Los Angeles and Atlanta faced off was during the 2018 season. The Sparks won one of two home games and lost one game on the road. Candace Parker's 18 points and Nneka Ogwumike's double-double performance of 11 points and 10 rebounds at STAPLES Center ensured the win. But later in the three-game series, Parker's impressive double-double performance of 20 points and 12 rebounds and Riquana's 18-piece wasn't enough to close out a second win. Elizabeth Williams, who ranks fourth league-wide in blocks this season with 2.1 per game, put up 12 points against the Sparks in the Dream's first of two wins, as did Tiffany Hayes. Brittney Sykes averaged 9.5 points over the Dream's two wins.

The Dream is without Angel McCoughtry due to a left knee injury while the Sparks are without Maria Vadeeva and Alexis Joines, both with knee injuries.

Head Coach: Nicki Collen, 2nd season

Probable Starters:

C Elizabeth Williams
G Renee Montgomery
G Tiffany Hayes
F Brittney Sykes
F Jessica Breland



SPARKS MOST RECENT GAME (7/12/19)	SPARKS' LAST GAME AGAINST ATLANTA (8/9/18)	ATLANTA MOST RECENT GAME (7/12/19)																																																															
<table><tr><td></td><td>1</td><td>2</td><td>3</td><td>4</td><td>OT</td><td>FINAL</td></tr><tr><td>LA</td><td>23</td><td>22</td><td>31</td><td>14</td><td>–</td><td>90</td></tr><tr><td>IND</td><td>17</td><td>18</td><td>17</td><td>32</td><td>–</td><td>84</td></tr></table>		1	2	3	4	OT	FINAL	LA	23	22	31	14	–	90	IND	17	18	17	32	–	84	<table><tr><td></td><td>1</td><td>2</td><td>3</td><td>4</td><td>OT</td><td>FINAL</td></tr><tr><td>LA</td><td>17</td><td>16</td><td>22</td><td>18</td><td>--</td><td>73</td></tr><tr><td>ATL</td><td>15</td><td>22</td><td>29</td><td>12</td><td>--</td><td>79</td></tr></table>		1	2	3	4	OT	FINAL	LA	17	16	22	18	--	73	ATL	15	22	29	12	--	79	<table><tr><td></td><td>1</td><td>2</td><td>3</td><td>4</td><td>OT</td><td>FINAL</td></tr><tr><td>MIN</td><td>13</td><td>19</td><td>12</td><td>9</td><td>–</td><td>53</td></tr><tr><td>ATL</td><td>22</td><td>15</td><td>10</td><td>13</td><td>–</td><td>60</td></tr></table>		1	2	3	4	OT	FINAL	MIN	13	19	12	9	–	53	ATL	22	15	10	13	–	60
	1	2	3	4	OT	FINAL																																																											
LA	23	22	31	14	–	90																																																											
IND	17	18	17	32	–	84																																																											
	1	2	3	4	OT	FINAL																																																											
LA	17	16	22	18	--	73																																																											
ATL	15	22	29	12	--	79																																																											
	1	2	3	4	OT	FINAL																																																											
MIN	13	19	12	9	–	53																																																											
ATL	22	15	10	13	–	60																																																											
<p>Biggest Lead: LA: 30 IND: 3</p> <p>Lead Changes: 5 Times Tied: 0</p>	<p>Biggest Lead: LA: 6 ATL: 8</p> <p>Lead Changes: 5 Times Tied: 10</p>	<p>Biggest Lead: MIN: 0 ATL: 11</p> <p>Lead Changes: 0 Times Tied: 0</p>																																																															
<p>Points: LA: N. Ogwumike 22</p> <p>IND: Wheeler/Johnson 11</p> <p>Rebounds: LA: C. Ogwumike 9</p> <p>IND: Mavunga/McCowan/Johnson 5</p>	<p>Points: LA: Parker 20</p> <p>ATL: Breland 19</p> <p>Rebounds: LA: Parker 12</p> <p>ATL: Breland 9</p> <p>Assists: LA: Parker, Gray 4 ATL: Bentley 8</p>	<p>Points: MIN: Robinson 14</p> <p>ATL: Williams 17</p> <p>Rebounds: MIN: Fowles 12</p> <p>ATL: Breland 9</p> <p>Assists: MIN: Sims 7</p> <p>ATL: Hayes 4</p>																																																															

INDIANA FEVER

Recap: INDIANAPOLIS (July 12, 2019) – The Los Angeles Sparks used a third quarter offensive outburst to take a 30-point lead, and held on to beat the Indiana Fever, 90-84. The first quarter seesawed back and forth as both Ogwumike's had six early points to give Los Angeles a 14-11 lead. Nneka would tack on four more points to reach double-figures for the 11th time this season and give the Sparks an 18-11 lead and force a timeout from Fever head coach Pokey Chatman. Indiana responded with a 7-2 run, but Chelsea Gray, who was named an All-Star starter on Thursday, hit a 3-pointer at the buzzer to give the Sparks a 23-17 lead after the first quarter.



Chelsea Gray opened scoring in the second quarter with another triple to give the Sparks their largest lead of the game, 26-17. The basket put Gray in double-figures for the ninth time this season. The Sparks continued to move the ball well and shoot over 50% from the field. A Marina Mabrey 3-pointer gave the Sparks a 39-28 lead. Chiney Ogwumike would add a layup right after, entering double-figures for the ninth time this season. The Fever did just enough to stay in the game, led by eight points from Erica Wheeler, and the Sparks took a 45-35 lead into the half.

Chiney scored the first basket of the second half on a putback and a Nneka turnaround jumper followed by a Riquna Williams 3-pointer gave the Sparks their largest lead of the game at 56-38. The Sparks tacked on seven more straight to go up 63-38. The Sparks started the third quarter on a 21-3 run and took a 76-52 lead into the fourth quarter, leading by as much as 30 points in the period. The 31 third-quarter points marked the most in any third quarter this year and tied a season high for points in a quarter.

The Sparks continued to play aggressive defense early in the fourth quarter as Nneka Ogwumike tied a career-high in steals (6) and the team had a season-high 16 steals. A Mabrey 3-pointer gave the Sparks a 90-65 lead. The Fever didn't give up, storming back with a 19-0 run to end the game, but didn't have enough time to threaten a serious comeback.

SPARKS MOST RECENT GAME

(7/12/19)

	1	2	3	4	OT	FINAL
LA	23	22	31	14	–	90
IND	17	18	17	32	–	84

Biggest Lead: LA: 30 | IND: 3

Lead Changes: 5 | Times Tied: 0

Points: LA: N. Ogwumike 22

IND: Wheeler/Johnson 11

Rebounds: LA: C. Ogwumike 9

IND: Mavunga/McCowan/John-

son 5

2019 TEAM BOX SCORE																	
DATE	OPPONENT	MIN	FG-A	PCT	3PM-A	PCT	FTM-A	PCT	OFF	DEF	TOT	AST	STL	BLK	TO	PF	PTS
5/26	@LV	200:0	28 - 77	36.4	5 - 13	38.5	9 - 13	69.2	10	30	40	17	9	8	14	22	70
5/31	CT	200:0	28 - 72	38.9	6 - 20	30.0	15 - 17	88.2	9	30	39	15	6	4	10	22	77
6/4	@NY	200:0	27 - 78	34.6	8 - 21	38.1	16 - 20	80.0	13	27	40	15	9	6	12	15	78
6/6	@CT	200:0	29 - 66	43.9	8 - 25	32.0	11 - 12	91.7	7	18	25	23	13	4	21	18	77
6/8	@MIN	200:0	32 - 74	43.2	9 - 25	36.0	16 - 17	94.1	12	21	33	18	13	5	16	21	89
6/14	@PHX	200:0	34 - 66	51.5	9 - 19	47.4	8 - 9	88.9	5	25	30	19	7	4	9	21	85
6/15	NY	200:0	39 - 84	46.4	8 - 23	34.8	6 - 7	85.7	12	30	42	22	5	3	14	22	92
6/18	WASH	200:0	19 - 66	28.8	3 - 19	15.8	11 - 18	61.6	10	28	38	10	9	1	26	12	52
6/21	@SEA	200:0	23 - 61	37.7	6 - 21	28.6	10 - 12	83.3	5	24	29	13	4	4	14	15	62
6/23	@PHX	200:0	26 - 70	37.1	8 - 23	34.8	12 - 14	85.7	10	29	39	19	2	2	10	24	72
6/27	LV	200:0	32 - 75	42.7	8 - 18	44.4	14 - 15	93.3	8	31	39	17	11	6	14	13	86
6/30	CHI	200:0	35 - 71	49.3	10 - 24	41.7	14 - 15	92.3	10	26	36	21	8	6	14	15	94
7/7	WASH	200:0	36 - 74	48.6	16 - 31	51.6	10 - 12	83.3	7	32	39	24	4	5	6	15	98
7/9	@DAL	200:0	26 - 71	36.6	4 - 19	21.1	6 - 7	85.7	17	19	36	16	6	4	21	12	62
7/12	@IND	200:0	34-78	43.6	7-22	31.8	15-17	88.2	13	18	31	23	16	2	12	13	90
7/14	@ATL																
7/18	DAL																
7/20	@NY																
7/23	@ATL																
8/1	LV																
8/4	SEA																
8/8	PHO																
8/11	CHI																
8/14	@DAL																
8/16	@CHI																
8/20	MIN																
8/22	IND																
8/25	CT																
8/27	@WASH																
8/29	@IND																
8/31	@LV																
9/3	ATL																
9/5	SEA																
9/8	MIN																

2019 REGULAR SEASON SUPERLATIVES

LOS ANGELES SPARKS HIGHS

Points, Game.....98 vs. Washington 7/7
 Points, First Half.....51 vs. Washington 7/7
 Points, Second Half..... 47 @ PHX 6/14, vs. WSH 7/7
 Points, 1Q.....29 vs. Washington 7/7
 Points, 2Q.....31 vs. New York 6/15
 Points, 3Q.....31 @ Indiana 7/12
 Points, 4Q.....25 @ Connecticut 6/6
 Points, Overtime.....N/A

Field Goals Made.....39 vs. New York 6/15
 Field Goals Att.....84 vs. New York 6/15
 Field Goal Percentage...51.9% @ Phoenix 6/14
 3FG Made.....16 vs. Washington 7/7
 3FG Att..... 31 vs. Washington 7/7
 3FG Percentage.....51.6 % vs. Washington 7/7
 Free Throws Made.....16 @ New York 6/4, @ MIN 6/8
 Free Throws Att..... 20 @ New York 6/4
 FT Percentage.....94.1% @ Minnesota 6/8

Offensive Rebounds....17 @ Dallas 7/9
 Defensive Rebounds...32 vs. Washington 7/7
 Total Rebounds.....42 vs. New York 6/15
 Assists.....24 vs. Washington 7/7
 Steals.....16 vs. Indiana 7/12
 Turnovers.....26 vs. Washington 6/18
 Blocked Shots..... 8 @ Las Vegas 5/26
 Personal Fouls.....24 @ Phoenix 6/23

OPPONENT HIGHS

Points, Game..... 98 vs. New York 6/15
 Points, First Half..... 48 vs. NY 6/15, vs. WSH 6/18
 Points, Second Half.....50 vs. New York 6/15
 Points, 1Q.....27 @ Las Vegas 5/26
 Points, 2Q.....31 vs. New York 6/15
 Points, 3Q.....27 @ Minnesota 6/8
 Points, 4Q.....32 vs. Indiana 7/12
 Points, Overtime.....N/A

Field Goals Made.....34 @ Connecticut 6/6
 Field Goals Att.....72 vs. LV 5/27, vs. CHI 6/30
 Field Goal Percentage..47.1 % vs. New York 6/14
 3FG Made.....14 vs. Washington 6/18, @ SEA 6/21
 3FG Att.....28 vs. Washington 6/18
 3FG Percentage.....53.8% @ Seattle 6/21
 Free Throws Made.....23 vs. New York 6/14
 Free Throws Att.....26 @ Minnesota 6/8
 FT Percentage.....100.0% @Phoenix 6/14,@Dallas 7/9

LOS ANGELES SPARKS LOWS

-Points, Game.....52 vs. Washington 6/18
 -Points, First Half.....27 vs. Washington 6/18
 -Points, Second Half.....25 vs. Washington 6/18
 -Points, 1Q.....10 vs. Washington 6/18
 -Points, 2Q.....8 @ Las Vegas 5/26
 -Points, 3Q.....10 @ Seattle 6/21
 -Points, 4Q.....14 vs. WAS 6/18, @ IND 7/12
 -Points, Overtime..... N/A

-Field Goals Made.....19 vs. Washington 6/18
 -Field Goals Att..... 61 @ Seattle 6/21
 -Field Goal Percentage....28.8% vs. Washington 6/18
 -3FG Made.....3 vs. Washington 6/18
 -3FG Att..... 13 @ Las Vegas 5/26
 -3FG Percentage.....15.8% vs. Washington 6/18
 -Free Throws Made.....6 vs. NY 6/15, @Dallas 7/9
 -Free Throws Att.....7 vs. NY 6/15, @ Dallas 7/9
 -FT Percentage.....61.1% vs. Washington 6/18

-Offensive Rebounds.....5 @ Phoenix 6/14, @ SEA 6/21
 -Defensive Rebounds.....18 @ CT 6/6, @ IND 7/12
 -Total Rebounds.....25 @ Connecticut 6/6
 -Assists.....10 vs. Washington 6/18
 -Steals.....2 @ Phoenix 6/23
 -Turnovers.....6 vs. Washington 7/7
 -Blocked Shots.....1 vs. Washington 6/18
 -Personal Fouls.....12 vs. WASH 6/18, @ Dallas 7/9

OPPONENT LOWS

-Points, Game.....69 vs. Chicago 6/30
 -Points, First Half.....31 vs. Connecticut 5/31
 -Points, Second Half.....32 @ Phoenix 6/14
 -Points, 1Q.....17 vs. New York 6/14, @ IND 7/12
 -Points, 2Q.....12 vs. Connecticut 5/31
 -Points, 3Q..... 11 vs. Washington 7/7
 -Points, 4Q.....18 @LV 5/26, @NY 6/4, @PHX 6/14
 -Points, Overtime.....N/A

-Field Goals Made.....24 vs. CT 5/31, vs. CHI 6/30
 -Field Goals Att.....66 vs. Washington 6/18
 -Field Goal Percentage..30.8% vs Connecticut 5/31
 -3FG Made.....4 @Las Vegas 5/26, @ CT 6/6
 -3FG Att.....14 @ LV 5/26, @ Dallas 7/9
 -3FG Percentage.....26.1% vs. CT 5/31, vs. WSH 7/7
 -Free Throws Made.....9 vs. Las Vegas 5/27
 -Free Throws Att.....12 vs. Las Vegas 5/27
 -FT Percentage.....64% vs. Connecticut 5/3

HEAD COACH DEREK FISHER



Derek Fisher was named the 12th head coach of the Los Angeles Sparks on December 5, 2018. Fisher is a Los Angeles basketball legend, playing 18 seasons in the NBA and winning five championships with the Los Angeles Lakers. Fisher was drafted 24th overall by the Lakers in 1996, and played alongside Kobe Bryant and Shaquille O'Neal en route to three consecutive titles from 2000-2002. He later added two more rings in 2009 and 2010 with Los Angeles. Fisher also played for the Golden State Warriors, Utah Jazz, Dallas Mavericks and Oklahoma City Thunder.

Fisher's accolades include holding the all-time NBA record for playoff game appearances (259). He's also known for hitting a buzzer-beater with 0.4 seconds left against the San Antonio Spurs in Game 5 of the 2004 Western Conference Semifinals as a member of the Lakers. In his time as a player, he served as president of the players' union from 2006-2013.

After finishing the 2013 season with the Thunder, Fisher transitioned to the sidelines, being named head coach of the New York Knicks on June 10, 2014. Fisher coached into the 2015-2016 season with New York, helping develop then-rookie Kristaps Porzingis.

Fisher is a native of Little Rock, Arkansas where he attended Parkview Arts and Science Magnet High School, lettering in basketball. He then attended the University of Arkansas at Little Rock, where he finished his four-year career second all-time in school history in points (1,393), assists (472) and steals (189). His senior year, he was named Sun Belt Conference Player of the Year.

In the spring of 2016, Fisher became a television analyst for TNT, NBA TV and later Spectrum SportsNet as an in-studio analyst for the Lakers.



ASSISTANT COACHES

Fred Williams



Fred Williams was named assistant coach of the Los Angeles Sparks on Jan. 22, 2019 and brings over 35 years of collegiate and professional coaching experience. Most recently, Williams served as the Dallas Wings, previously Tulsa Shock, head coach from 2014-2018 where he coached WNBA All-Stars Skylar Diggins and Liz Cambage.

Williams launched his coaching career in 1983 as an assistant coach at USC where he coached standouts Cynthia Cooper, Pamela McGee, Cheryl Miller, Lisa Leslie and Tina Thompson. Williams helped lead the Trojans to back-to-back NCAA titles in 1983 and 1984 before serving as head coach from 1995-1997.

In addition to his time in Dallas, Williams previously served as head coach of the Utah Starzz from 1999-2001. Williams then spent six seasons with the Atlanta Dream, winning three WNBA Eastern Conference Championships. Williams took over Atlanta's head coach in 2012 and led the Dream to the WNBA finals in 2013.

Williams played for Boise State men's basketball program from 1976-1979 and averaged 12.0 points and 5.8 assists in his final season. The All-Big Sky Conference point guard played briefly in the NBA for the Utah Jazz before transitioning to a role on the sidelines. He also served as an advance scout for the Washington Mystics, Utah Jazz, Seattle Supersonics and Sacramento Kings.

Off the court, Williams is an avid musician who produces jazz music under the name "Freddy Bass Williams." He has released two jazz albums titled "Game Time" and "My Gift to You." Williams is originally from Inglewood, California, but currently resides in Irving, Texas with his wife Bo and their five children.

Latricia Trammell



Latricia Trammell was named assistant coach of the Los Angeles Sparks on Jan. 22, 2019. Trammell most recently served as an assistant coach for the San Antonio Stars in 2017 where she worked with the first overall pick Kelsey Plum.

Trammell also served as head coach at Oklahoma State University, producing an 85-10 record with the Stars. She led the team to back-to-back NAIA Division I women's basketball national championships in 2014 and 2015, which earned her National Coach of the Year honors in those two years. After her two titles at OCU, Trammell transitioned to Division I basketball and became an assistant coach for Georgia State from 2015-2017 before transitioning to the WNBA. Trammell holds a 255-131 overall high school and college coaching record in her 24 years on the sidelines.

The Oklahoma native debuted as a head coach when she took over the job at Western State (Colo.) University. Trammell spent five seasons with the Mountaineers and built Western State to be a top contender in the Rocky Mountain Athletic Conference. Trammell's team notched a 105-76 record and made five consecutive RMAC Shootout appearances, catapulting her to become the third winningest coach in program history.

Trammell formally served on the WBCA National Convention Advisory Board and on the voting committee for USA Today/ESPN D-II Top 25. The Seminole, Oklahoma native is also a frequent basketball clinician and was a former player for both Seminole State College and East Central Oklahoma.

Jamal Lovell



The Los Angeles Sparks named Jamal "Dash" Lovell their player development assistant coach on March 4, 2019. Lovell is a professional basketball skills trainer bringing over 11 years of experience working with NBA, WNBA and NCAA athletes, including Candace Parker, Paul George and Dwyane Wade.

Lovell is currently involved with high-profile training clinics in Los Angeles, New York and Miami. In total, Lovell has helped 22 players play NCAA Division I basketball and has worked with over 30 NBA and WNBA players. Lovell, who's known for his training brand DashLetics, believes that aggressiveness, balance and footwork are the key components for success on the court.

#3	CANDACE PARKER	FORWARD/CENTER	6-4	4/19/86	TENNESSEE	11TH SEASON
----	----------------	----------------	-----	---------	-----------	-------------

2019 Regular Season Averages:

G-GS	PPG	RPG	APG	SPG	BPG	MPG	FG%	3FG%	FT%
7 - 7	8.9	6.4	2.7	1.0	0.6	23.4	31.7	27.8	76.5

	2019 Season Highs	Career Highs	Playoff Career Highs
PTS	18	40, vs HOU 7/9/08	33, vs. MIN 10/7/12
REB	11	20, at SA 6/1/13	18, at PHO 9/25/09
AST	4	11, at WAS 6/15 /18	11, at PHO 9/17/17
STL	4	8, vs IND 8/18/15	5, vs. MIN 9/29/17
BLK	2	9, vs TUL 6/20/12	4, at MIN 10/4/17 (5 Times)
FGM	6	14, vs SEA 7/25/13	14, vs. MIN 10/7/12
3FGM	2	5, Twice	3, at CHI 10/4/16 (4 Times)
FTM	4	14 vs. SEA 7/25/13	15, at CHI 10/4/16
MINS	28:28	48, Twice	40, at MIN 9/22/15 (4 Times)



GAME BY GAME STATS


Date	Opponent	MIN	FG-A	PCT	3PM-A	PCT	FTM-A	PCT	OFF	DEF	TOT	AST	STL	BLK	TO	PF	PTS
5/26	@LV	-	-	-	-	-	-	-	-	-	-	-	-	-	-	-	-
5/31	CT	-	-	-	-	-	-	-	-	-	-	-	-	-	-	-	-
6/4	@NY	-	-	-	-	-	-	-	-	-	-	-	-	-	-	-	-
6/6	@CT	-	-	-	-	-	-	-	-	-	-	-	-	-	-	-	-
6/8	@MIN	-	-	-	-	-	-	-	-	-	-	-	-	-	-	-	-
6/14	@PHO	-	-	-	-	-	-	-	-	-	-	-	-	-	-	-	-
6/15	NY	-	-	-	-	-	-	-	-	-	-	-	-	-	-	-	-
6/18	WASH	24:41	1 - 9	11.1	0-3	0.0	1 - 2	50.0	1	4	5	3	2	0	6	1	3
6/21	@SEA	22:47	1 - 9	11.1	0-4	0.0	-	-	1	3	4	2	0	2	1	0	2
6/23	@PHO	28:28	3 - 10	30.0	2 - 4	50.0	4 - 4	100.0	1	10	11	3	0	0	2	1	12
6/27	LV	31:52	6 - 12	50.0	2 - 4	50.0	4 - 5	80.0	1	8	9	3	4	2	9	1	18
6/30	CHI	21:43	5 - 10	50.0	1 - 2	50.0	1 - 1	100.0	1	5	6	3	1	1	0	3	12
7/7	WASH	27:55	2 - 8	25.0	0 - 1	0	3 - 5	60.0	0	7	7	4	0	1	1	1	7
7/9	@DAL	6:11	1 - 2	50.0	-	-	-	-	1	2	3	1	0	0	2	0	2
7/12	@IND	-	-	-	-	-	-	-	-	-	-	-	-	-	-	-	-
7/14	@ATL																
7/18	DAL																
7/20	@NY																
7/23	@ATL																
8/1	LV																
8/4	SEA																
8/8	PHO																
8/11	CHI																
8/14	@DAL																
8/16	@CHI																
8/20	MIN																
8/22	IND																
8/25	CT																
8/27	@WASH																
8/29	@IND																
8/31	@LV																
9/3	ATL																
9/5	SEA																
9/8	MIN																

#7	MARIA VADEEVA	FORWARD/CENTER	6-4	6/16/98	RUSSIA	2ND SEASON
----	---------------	----------------	-----	---------	--------	------------

2019 Regular Season Averages:

G-GS	PPG	RPG	APG	SPG	BPG	MPG	FG%	3FG%	FT%
1-1	24.0	5.0	1.0	2.0	3.0	24.0	.55	50.0	0

	2019 Season Highs	Career Highs	Playoff Career Highs
PTS	24	24, at LV 5/26/19	--
REB	5	7, at LV 6/29/18	--
AST	1	2, vs. DAL 6/26/18	--
STL	2	2, @ DAL 6/22/18	--
BLK	3	3, vs. DAL 6/26/18	--
FGM	11	3, 3 times	--
3FGM	2	1, 2 times	--
FTM	0	3, at LV 6/29/18	--
MINs	24	13, @ DAL 6/22/18	--



GAME BY GAME STATS


[illegible]

#12	CHELSEA GRAY	GUARD	5-11	10/8/92	DUKE	4TH SEASON
-----	--------------	-------	------	---------	------	------------

2019 Regular Season Averages:

G-GS	PPG	RPG	APG	SPG	BPG	MPG	FG%	3FG%	FT%
15-15	13.4	3.9	5.4	0.8	0.1	30.2	40.6	35.8	96.8

	2019 Season Highs	Career Highs	Playoff Career Highs
PTS	29	29, at NY 6/4/19	27, at MIN 9/24/17
REB	10	10, vs. WAS 7/7/19	6, vs. PHO 9/14/17
AST	13	13, vs WAS 7/7/19	9, vs. MIN 10/1/17
STL	2	3, Twice	3, at MIN 10/4/17 (Twice)
BLK	2	3, at Chi 6/17/18	2, vs. MIN 9/29/17
FGM	10	10, at NY 6/4/19	10, at MIN 9/24/17
3FGM	4	4, 3 Times	4, at MIN 9/24/17 (Twice)
FTM	6	6, vs MIN 9/6/16	6, at MIN 10/9/16
MINS	33:43	36, 3 times	38, vs. PHO 9/14/17



GAME BY GAME STATS

[illegible]

#21	KALANI BROWN	CENTER	6-7	03/21/97	BAYLOR	R-SEASON
-----	--------------	--------	-----	----------	--------	----------

2019 Regular Season Averages:

G-GS	PPG	RPG	APG	SPG	BPG	MPG	FG%	3FG%	FT%
14-0	5.0	3.9	0.6	0.3	0.7	14.6	41.0	0	83.3

	2018 Season Highs	Career Highs	Playoff Career Highs
PTS	12	12, vs. LV (6/27/19)	–
REB	5	5, Four Times	–
AST	2	2, @ SEA 6/21/19	–
STL	1	1, @LV 5/26/19	–
BLK	2	2, @LV 5/26/19	–
FGM	4	4, vs. LV (6/27/19)	–
3FGM	--	--	–
FTM	4	4, vs. LV (6/27/19)	–
MINS	22:30	22:30, vs. LV (6/27/19)	–



GAME BY GAME STATS

[illegible]

#24	SYDNEY WIESE	GUARD	6-0	6/16/95	OREGON STATE	2ND SEASON
-----	--------------	-------	-----	---------	--------------	------------

2019 Regular Season Averages:

G-GS	PPG	RPG	APG	SPG	BPG	MPG	FG%	3FG%	FT%
13-6	4.9	1.6	0.8	0.4	0.3	11.4	40.0	38.9	100.0

	2019 Season Highs	Career Highs	Playoff Career Highs
PTS	12	22 vs WAS 5/19/17	--
REB	4	4 vs. CT 5/31/19	--
AST	4	4, at CT 6/6/19	--
STL	2	2, at MN 6/8/19	--
BLK	1	1, 4 times	--
FGM	4	8 vs WAS 5/19/17	--
3FGM	2	6 vs WAS 5/19/17	--
FTM	0	3, vs. NY 8/4/17	--
MINs	29:44	30 vs CT 5/31/19	1, vs. PHO 5/19/17



GAME BY GAME STATS

[illegible]

#30	NNEKA OGWUMIKE	FORWARD	6-2	7/2/90	STANFORD	7TH SEASON
-----	----------------	---------	-----	--------	----------	------------

2019 Regular Season Averages:

G-GS	PPG	RPG	APG	SPG	BPG	MPG	FG%	3FG%	FT%
14-14	15.4	9.1	1.6	1.7	0.4	28.7	46.7	40.0	85.0

	2019 Season Highs	Career Highs	Playoff Career Highs
PTS	31	38 vs. ATL 6/30/16	27, vs. CHI 9/28/16
REB	15	20, at IND 7/12/12	14, vs. PHO 9/19/13
AST	3	8, Twice	6, vs. CHI 10/28/16
STL	6	6, Twice	4, at CHI 10/4/16
BLK	2	5 vs. ATL 6/30/16	3, at CHI 10/4/16
FGM	11	13 vs. ATL 6/30/16	11, vs. LA 9/28/16
3FGM	5	5 vs. WAS 7/7/19	2, vs. MIN 10/14/16
FTM	5	14 vs. WAS, 9/3/15	7, vs. PHO 9/23/13
MINS	33:42	42 Twice	38, at MIN 9/18/15



GAME BY GAME STATS

Date	Opponent	MIN	FG-A	PCT	3PM-A	PCT	FTM-A	PCT	OFF	DEF	TOT	AST	STL	BLK	TO	PF	PTS
5/26	@LV	20	7 - 16	43.8	2 - 4	50.0	3 - 4	75.0	6	5	11	1	0	0	1	5	17
5/31	CT	33:10	8 - 19	42.1	2 - 5	40.0	1 - 2	50.0	3	12	15	1	0	1	1	5	19
6/4	@NY	32:16	2 - 14	14.3	0 - 1	-	5 - 6	83.3	2	7	9	2	3	0	1	4	9
6/6	@CT	28:18	8 - 11	72.7	4 - 4	100.0	1 - 1	100.0	1	9	10	1	3	0	5	4	21
6/8	@MIN	33:39	2 - 7	28.6	1 - 3	33.3	0 - 0	-	3	6	9	2	4	0	2	2	5
6/14	@PHO	33:17	7 - 11	63.6	0 - 2	0	2 - 2	100.0	1	7	8	3	1	0	3	4	16
6/15	NY	32:52	9-13	69.2	0-2	-	0-0	-	1	8	9	2	0	0	3	6	20
6/18	WASH	28:43	3-10	30.0	1-2	50.0	5 - 8	62.5	2	4	6	1	2	0	2	0	12
6/21	@SEA	12:37	4-5	80.0	-	-	2-2	100.0	0	5	5	1	0	1	3	4	10
6/23	@PHO	27:49	4 - 13	30.7	1 - 3	33.3	2 - 2	100.0	5	8	13	2	0	0	2	5	11
6/27	LV	-	-	-	-	-	-	-	-	-	-	-	-	-	-	-	-
6/30	CHI	25:23	3 - 10	30.0	-	-	2 - 2	100.0	3	3	6	0	3	1	3	2	8
7/7	WASH	30:12	11 - 15	73.3	5 - 7	71.4	4 - 4	100.0	2	8	10	1	1	2	1	3	31
7/9	@DAL	29:52	7 - 19	36.8	0 - 4	0.0	1 - 1	100.0	4	6	10	2	2	1	4	4	15
7/12	@IND	33:42	9-17	52.9	0-2	0.0	4-4	100.0	1	5	6	4	6	0	3	1	22
7/14	@ATL																
7/18	DAL																
7/20	@NY																
7/23	@ATL																
8/1	LV																
8/4	SEA																
8/8	PHO																
8/11	CHI																
8/14	@DAL																
8/16	@CHI																
8/20	MIN																
8/22	IND																
8/25	CT																
8/27	@WASH																
8/29	@IND																
8/31	@LV																
9/3	ATL																
9/5	SEA																
9/8	MIN																