

LOS ANGELES SPARKS 2019 GAME NOTES



Los Angeles Sparks (7-7) at Indiana Fever (6-10)

July 12, 2019

Bankers Life Fieldhouse | 4:00 pm (PT) | ESPN3/LeaguePass, Fox Sports Indiana



PRESEASON SCHEDULE

Date	Opponent	Time/Result	Record
5/11	at Phoenix*	L, 75-82	N/A
5/17	SEATTLE*	W, 92-85	N/A

REGULAR SEASON SCHEDULE

Date	Opponent	Time/Result	Record
5/26	at Las Vegas	L, 70-83	0-1
5/31	CONNECTICUT	W, 77-70	1-1
6/4	at New York	W, 78-73	2-1
6/6	at Connecticut	L, 89-77	2-2
6/8	at Minnesota	W, 89-85	3-2
6/14	at Phoenix	W, 85-68	4-2
6/15	NEW YORK	L, 92-98	4-3
6/18	WASHINGTON	L, 81-52	4-4
6/21	at Seattle	L, 84-62	4-5
6/23	at Phoenix	L, 82-72	4-6
6/27	LAS VEGAS	W, 86-74	5-6
6/30	CHICAGO	W, 94-69	6-6
7/7	WASHINGTON	W, 98-81	7-6
7/9	at Dallas	L, 74-62	7-7
7/12	at Indiana	4:00 p.m.	
7/14	at Atlanta	12:00 p.m.	
7/18	DALLAS	12:30 p.m.	
7/20	at New York	12:00 p.m.	
7/23	at Atlanta	4:00 p.m.	
8/1	LAS VEGAS	7:00 p.m.	
8/4	SEATTLE	2:00 p.m.	
8/8	PHOENIX	7:00 p.m.	
8/11	CHICAGO	2:00 p.m.	
8/14	at Dallas	5:00 p.m.	
8/16	at Chicago	5:00 p.m.	
8/20	MINNESOTA	7:30 p.m.	
8/22	INDIANA	7:30 p.m.	
8/25	CONNECTICUT	2:00 p.m.	
8/27	at Washington	4:00 p.m.	
8/29	at Indiana	4:00 p.m.	
8/31	at Las Vegas	7:30 p.m.	
9/3	ATLANTA	7:30 p.m.	
9/5	SEATTLE	7:30 p.m.	
9/8	MINNESOTA	1:00 p.m.	

* = Preseason

All times listed are Pacific Time

CONTACT INFORMATION

Eli Horowitz

Director, Public Relations and Communications
ehorowitz@la-sparks.com
(847) 644-9932

Natalie Gilmore

Coordinator, Public Relations and Communications
ngilmore@la-sparks.com
(661) 714-8051



@LA_Sparks



@LA_Sparks



Los Angeles Sparks

LAST GAME STARTERS

G	12	CHELSEA GRAY					5'11"	170 LBS							
GP/GS	14/14	PPG	13.3	RPG	3.8	APG	5.4	SPG	0.8	FG%	40.4	3FG%	32.7	MPG	30.1

Gray recorded her 500th career assist and scored a career-high 29 points against the Liberty on June 4. Gray also logged a 21-point performance to help the Sparks defeat the Minnesota Lynx on June 8, eclipsing the 1500-point career milestone. Gray passed Tina Thompson with 1,569 points and entered the top-10 in Sparks scoring history on June 18. The point guard recorded a triple-double (13 points, 13 assists and 10 rebounds), the eighth in WNBA history. This stat line also included a career high in assists and rebounds. Gray was named a 2019 All-Star starter, her third straight year being named an All-Star.

G		2		RIQUINA WILLIAMS				5'7"		165 LBS																					
GP/GS		13/4		PPG		10.8		RPG		2.7		APG		1.6		SPG		1.2		FG%		37.4		3FG%		40.3		MPG		24.7	

The 2016 WNBA Sixth Woman of the year holds the Sparks single game record for most 3-pointers made with seven, recorded on June 24, 2018. At the start of the 2019 season the guard made a difference off the bench and scored a season high 25 points at Minnesota on June 8th. Dallas hosted the Sparks on July 9 and Williams scored in double digits for the sixth time this season and fourth straight game. Williams is averaging 17.5 points per game through the last four games.

G/F	10	TIERRA RUFFIN-PRATT				5'11"		180 LBS							
GP/GS	14/13	PPG	6.5	RPG	2.4	APG	2.1	SPG	0.6	FG%	42.7	3FG%	43.3	MPG	22.6

Before the 2019 WNBA Draft, The Sparks signed free agent guard Tierra Ruffin-Pratt, who played six seasons with the Washington Mystics and helped them reach the 2018 WNBA Finals. The veteran averages 6.5 points per game in her sixth season in the WNBA and is shooting 43.3% from the 3-point line. Earning her spot as a starter in 13 of the Sparks 14 games, TRP is one of the Sparks best perimeter defenders.

F/C	3	CANDACE PARKER				6'4"	175 LBS		
GP/GS	7/7	PPG 8.0	RPG 6.4	APG 2.7	SPG 1.0	FG% 31.0	7 3FG% 27.8	MIN 23.4	

The 2008 and 2013 MVP also became the 12th player in WNBA history to reach the 2,500 rebound milestone. Parker made her 2019 season debut on June 18th against the Mystics and recorded her first double-double of the 2019 season against the Mercury on June 23. Parker pushed past Swin Cash to earn 17th in All-Time Scoring with 5,123 career points on June 23.

F	30	NNEKA OGWUMIKE					6'2"		174 LBS						
GP/GS	13/13	PPG	14.9	RPG	9.3	APG	1.5	SPG	1.5	FG%	46.0	3FG%	42.4	MPG	28.3

The five-time WNBA All-Star, 2016 WNBA MVP and former Rookie of the Year notched her third double-double of the season, registering 21 points and 10 rebounds against Connecticut on June 6. The forward's 9.3 rebounds per game currently ranks third in the league. Ogwumike has recorded six double-doubles this season, tied for second most in the WNBA. She posted a career high in 3-pointers made, with five, on July 7 against the Mystics alongside 31 points and 10 rebounds.

PLAYER UPDATES

NUM.	PLAYER	POS.	UPDATE
7	Maria Vadeeva	F/C	Knee
1	Alexis Jones	G	Right Knee
3	Candace Parker	F/C	Right Ankle

WHERE DID YOU COME FROM?

NUM.	PLAYER	HOW ACQUIRED
0	Alana Beard	Free agent (2012)
1	Alexis Jones	Trade (2019)
2	Riquna Williams	Trade (2016)
3	Candace Parker	Draft (2008)
5	Marina Mabrey	Draft (2019)
7	Maria Vadeeva	Draft (2018)
10	Tierra Ruffin-Pratt	Free agent (2019)
12	Chelsea Gray	Trade (2016)
13	Chiney Ogumike	Trade (2019)
21	Kalani Brown	Draft (2019)
24	Sydney Wiese	Draft (2017)
30	Nneka Ogumike	Draft (2012)

MILESTONE WATCH

PLAYER	MILESTONE (CURRENT)
Candace Parker	5500 points (5169) 1200 assists (1173) 3000 rebounds (2593) 550 blocks (505)
Alana Beard	5000 points (4711) 1100 assists (1051) 250 blocks (218) 800 steals (704)
Nneka Ogumike	4000 points (3759) 2000 rebounds (1773)
Chiney Ogumike	2000 points (1500) 1000 rebounds (808)
Chelsea Gray	2000 points (1623) 600 assists (564)

PRONOUNCIATION

PLAYER/COACH	PRONOUNCIATION
Alana Beard	ah-LAY-nah
Kalani Brown	kuh-lah-NEE
Chiney Ogumike	shih-NAY Oh-gwoo-MIH-kay
Nneka Ogumike	NEH-kuh Oh-gwoo-MIH-kay
Tierra Ruffin-Pratt	Tee-air-rah
Maria Vadeeva	Vuh-DEE-vuh
Sydney Wiese	WEECE (rhymes with REESE)
Riquna Williams	rih-QUAHN-uh

COACHING STAFF

NAME	ROLE
Derek Fisher	Head Coach
Latricia Trammell	Assistant Coach
Fred Williams	Assistant Coach
Jamal "Dash" Lovell	Player Development Coach
Courtney Watson	Athletic Trainer
Kelly Dormandy	Strength and Conditioning Coach
Rachel Schrote	Video Coordinator

BATTLE OF THE BABY BIGS

The Los Angeles Sparks travel to Indiana to face the Fever for their second of a three-game road trip after falling to Dallas on Tuesday. The Sparks have gotten a boost from Riquna Williams, who scored 14 points against the Wings and is averaging 17.5 points per game through the last four games, as well as Nneka and Chiney Ogumike with a double-double apiece in their last outing. This will be the teams' first meeting of the 2019 season and a matchup for 2019 WNBA Draft first-round picks, Sparks' Kalani Brown (No. 7) and the Fever's Teaira McCowan (No. 3) in the center. Brown scored twelve points when the Sparks hosted Las Vegas and eight points against Dallas, while McCowan averages 1.8 blocks per game, ranking fifth in the WNBA.

SCHOOL OF FISHER

The Los Angeles Sparks named Derek Fisher as its new head coach during the offseason on December 5, 2018. Fisher won five titles in 18 NBA seasons with the Los Angeles Lakers, and played alongside Kobe Bryant and Shaquille O'Neal en route to three consecutive titles from 2000 to 2002. Fisher began his coaching career as the head coach of the New York Knicks during the 2015-2016 season. The Sparks' 12th head coach hopes to translate his championship experience to the Sparks as he enters his first season in the league for the 2019 WNBA season.

NEW FACES

In addition to bringing in head coach Derek Fisher, the Los Angeles Sparks also made some roster changes as well. The Sparks took center Kalani Brown as the seventh overall pick and guard Marina Mabrey as the 19th overall pick in the 2019 WNBA Draft. Following the draft, Los Angeles acquired guard Alexis Jones from the Minnesota Lynx in exchange for guard Odyssey Sims, before trading a first-round pick to the Connecticut Sun in exchange for two-time All-Star forward/center Chiney Ogumike. Before the draft, the Sparks signed free agent guard Tierra Ruffin-Pratt, who played six seasons with the Washington Mystics and helped them reach the 2018 WNBA Finals.

IT ALL STARTS UP FRONT

Already with a deep frontcourt in forwards Candace Parker, Nneka Ogumike, and Maria Vadeeva last season, the Sparks will add forward/center Chiney Ogumike and center Kalani Brown to the rotation. The three were vital to the Sparks posting the WNBA's fifth best field goal percentage of 45.2 during Los Angeles' 2018 year campaign. Ogumike averaged 14.4 points and 7.5 rebounds per game in Connecticut, shooting a career-high 60.3 percent from the field. Brown – who helped Baylor win the 2019 NCAA Championship – averaged 15.6 points and 8.1 rebounds per game during her senior season.

KALANI BROWN AKA 'THE BABY ENFORCER'

Kalani Brown, AKA 'The Baby Enforcer', scored a career high 12 points against the Las Vegas Aces on June 27. The rookie held up defensively against the All-Star frontcourt of A'ja Wilson and Liz Cambage and was able to get consistent deep post position to put herself in position to score inside. Brown brings an element the Sparks need with her size at 6'7" and continues to improve each game.

GRAY SCALE

Chelsea Gray was named a 2019 All-Star stater, her third consecutive selection to play in the game. Gray recorded her 500th career assist and scored a career high 29 points in the third game of 2019 at New York. The point guard also achieved her 1500 career points milestone on June 8 at Minnesota. Leading the Sparks in minutes played as well as points per game, Gray is also the only member of the Sparks to start all of Los Angeles' games. Gray had a record-breaking afternoon on July 7 against the league leading Mystics. The point guard notched a triple double (13 points, 13 assists and 10 rebounds), in just the eighth triple double recorded in the history of the WNBA. This stat line also included a career high in assists and rebounds.

2019 LOS ANGELES SPARKS ROSTER

NUM.	PLAYER	POS.	HT.	YRS OF EXP.	DOB	COLLEGE
0	Alana Beard	G/F	5'11"	13	05/14/82	Duke
1	Alexis Jones	G	5'9"	2	05/08/94	Baylor
2	Riquna Williams	G	5'7"	6	05/28/ 90	Miami (Fla.)
3	Candace Parker	F/C	6'4"	11	04/19/86	Tennessee
5	Marina Mabrey	G	5'11"	R	11/14/96	Notre Dame
7	Maria Vadeeva*	F/C	6'4"	1	07/16/98	Russia
10	Tierra Ruffin-Pratt	G/F	5'11"	6	04/11/91	North Carolina
12	Chelsea Gray	G	5'11"	4	10/08/92	Duke
13	Chiney Ogumike	F/C	6'4"	3	03/22/92	Stanford
21	Kalani Brown	C	6'7"	R	03/21/97	Baylor
24	Sydney Wiese	G	6'0"	2	06/16/95	Oregon State
30	Nneka Ogumike	F	6'2"	7	07/02/90	Stanford

*will return after overseas commitments

2019 LA SPARKS ROSTER



ALANA BEARD
Position: G/F
Height: 5'11"
DOB: 5/14/82
College: Duke



ALEXIS JONES
Position: G
Height: 5'8"
DOB: 5/16/84
College: Baylor



RIQUANA WILLIAMS
Position: G
Height: 5'7"
DOB: 5/28/80
College: Miami



CANDACE PARKER
Position: F/C
Height: 6'4"
DOB: 4/18/86
College: Tennessee



MARINA MABREY
Position: G
Height: 5'11"
DOB: 9/14/88
College: Notre Dame



MARIA VADEEVA
Position: F/C
Height: 6'4"
DOB: 7/16/88
College: Russia



TIERRA RUFFIN-PRATT
Position: G/F
Height: 5'11"
DOB: 4/11/81
College: North Carolina



CHELSEA GRAY
Position: G
Height: 5'11"
DOB: 10/18/82
College: Duke



CHINEY OGUMIKE
Position: F/C
Height: 6'4"
DOB: 2/22/82
College: Stanford



KALANI BROWN
Position: G
Height: 6'7"
DOB: 2/21/87
College: Baylor



SYDNEY WIESE
Position: G
Height: 6'0"
DOB: 5/16/86
College: Oregon State



NNEKA OGUMIKE
Position: F
Height: 6'2"
DOB: 7/2/80
College: Stanford

COACHING STAFF



DEREK FISHER
HEAD COACH



FRED WILLIAMS
ASSISTANT COACH



LATRICA TRAMMELL
ASSISTANT COACH



JAMAL LOVELL
PLAYER DEVELOPMENT COACH



COURTNEY WATSON
DIRECTOR OF SPORTS MEDICINE
HEAD ATHLETIC TRAINER



KELLY DORNANDY
STRENGTH & CONDITIONING COACH

INDIANA FEVER

PREVIEW: The Los Angeles Sparks will travel to Indiana to face the Fever on Friday, the second matchup of a three-game road trip. Before hitting the road, Los Angeles won three games at home, including a historic 98-81 victory over the Washington Mystics that marked the Sparks' 450th franchise regular season win and tacked on the eighth triple-double in WNBA history with Chelsea Gray's 13 points, 10 rebounds and 13 assists. But Los Angeles broke its three-game win streak in Dallas when the team fell to the Wings, 74-62, Tuesday afternoon, landing at 7-7 on the season.

Indiana is coming off a 74-71 loss to the Las Vegas Aces at home Wednesday afternoon. The Fever hold a 6-10 record and sit at 10th in the league, while the Sparks are currently in sixth place. Candice Dupree anchored Indiana with 13 points along with Kelsey Mitchell's 11.

Point guard Erica Wheeler, who recorded seven assists against Las Vegas, continues to head the Indiana offense with 5.8 assists per game, ranking third in the WNBA. Natalie Achonwa is scoring 10.2 points per game this season and boasts the second-best field goal percentage in the league at 57.7%.

In the offseason, Indiana picked center Teaira McCowan third overall in the 2019 WNBA Draft. McCowan recorded her third double-double of the season against Las Vegas with 11 points and 12 rebounds. As a rookie, she averages 7.7 rebounds per game to put her at eighth in the league behind Sparks' Nneka Ogumike at third place. McCowan also ranks fifth in the WNBA in blocks per game with 1.8.

Los Angeles looks to pick up a win over the Fever and capitalize on the team's recent explosive offensive efforts. In the loss to Dallas, Nneka Ogumike led the Sparks with 15 points and 10 rebounds, marking her sixth double-double of the 2019 season. Chiney Ogumike also notched a double-double with 11 points and 10 rebounds, and Riquna Williams added 14 points. Candace Parker exited the game with a right ankle injury in the first quarter and did not return.

The last time the two teams went head-to-head, the Fever narrowly defeated the Sparks 78-76 at STAPLES Center July 20, 2018. Parker recorded a double-double with 24 points and 12 rebounds, and Gray added seven rebounds and five assists. Indiana overcame the Sparks behind Dupree's 16 points and Achonwa's 15 points and nine rebounds. Los Angeles faced Indiana three times in the 2018 season and won the first two contests.

Head Coach: Pokey Chatman, 3rd season

Probable Starters:

C Natalie Achonwa
G Erica Wheeler
G Kelsey Mitchell
F Candice Dupree
F Betnijah Laney



SPARKS MOST RECENT GAME (7/9/19)							SPARKS' LAST GAME AGAINST INDIANA (7/20/18)							INDIANA MOST RECENT GAME (7/10/19)						
	1	2	3	4	OT	FINAL		1	2	3	4	OT	FINAL		1	2	3	4	OT	FINAL
LA	20	12	12	18	—	62	LA	23	17	14	22	--	76	IND	12	23	26	10	--	71
DAL	16	21	18	19	—	74	IND	15	22	29	12	--	78	LAS	12	26	18	18	--	74
Biggest Lead: LA: 6 DAL: 12							Biggest Lead: LA: 8 IND: 15							Biggest Lead: IND: 8 LAS: 8						
Lead Changes: 9 Times Tied: 8							Lead Changes: 8 Times Tied: 5							Lead Changes: 7 Times Tied: 6						
Points:	LA: N. Ogumike 15						Points:	LA: Parker 24						Points:	IND: Dupree 13					
	DAL: Thornton 17							IND: Dupree, Pondexter 16							LAS: Cambage 19					
Rebounds:	LA: N./C. Ogumike 10						Rebounds:	LA: Parker 12						Rebounds:	IND: McCowan 12					
	DAL: Johnson/ Plaisance 6							IND: Achonwa 9							LAS: Wilson, Cambage 6					
Assists:	LA: Gray 4, DAL: Davis 4						Assists:	LA: Parker 7,						Assists:	IND: Wheeler 7					
								IND: Pondexter, Mitchell 5							LAS: McBride, Plum, Young 3					

DALLAS WINGS

Recap: ARLINGTON, Texas (July 9, 2019) – The Sparks three-game winning streak was snapped Tuesday afternoon in Dallas as Los Angeles fell 74-62 to the Wings. The game, broadcasted on Twitter, was played at 10 a.m. PT as a camp day game in Arlington. The Sparks crossed two time zones on Monday before Tuesday's midday tilt. In June, the Sparks crossed three time zones before a morning school day game in New York. The Wings were led by 17 points from Kalya Thornton. Nneka Ogumike led the Sparks with her sixth double-double, scoring 15 points and grabbing 10 rebounds. Chiney Ogumike also had a double-double with 11 points and 10 rebounds.



N. Ogumike scored the first basket of the game on a pick and roll with Riquana Williams and scored six early points. Wings rookie Arike Ogunbowale also had an early six as the game was tied at 12 at the first timeout. Williams heated up, scoring 10 points on 4-for-5 shooting, including two 3-pointers, to give the Sparks a 20-16 lead after the first quarter. The scoring burst marked Williams fourth straight game in double-figures and her sixth this season. Candace Parker hurt her right foot in the first quarter and would not return.

The Wings got off to a hot start in the second quarter, beginning on a 17-9 run to force a timeout from head coach Derek Fisher with Dallas leading 33-29. Ogunbowale reached double-figures before the half with 10 points, and the Wings took a 37-32 lead into the locker room.

The Wings momentum continued into the third quarter as they started on a 9-2 run to go up 46-34 with balanced scoring from Thornton, Glory Johnson and Kaela Davis. The Sparks struggled to connect from the floor, though Kalani Brown's five points in the period helped keep Los Angeles in striking distance. Dallas took a 55-44 lead into the fourth quarter.

Another Brown basket cut the lead to 57-48, but Dallas answered right back with a 3-pointer from Brooke McCarty-Williams. The Sparks bench responded with a 7-0 run as Marina Mabrey triple cut the lead to 60-55 and forced a timeout from Wings head coach and former Sparks coach Brian Agler. But that was the closest the Sparks would get as the Wings ended the game on a 14-7 run.

Up Next: The Sparks travel to Indianapolis to take on the the Indiana Fever on Friday at 4 p.m. PT on WNBA League Pass and ESPN3.

SPARKS MOST RECENT GAME vs. WINGS

(7/9/19)

	1	2	3	4	OT	FINAL
LA	20	12	12	18	–	62
DAL	16	21	18	19	–	74

Biggest Lead: LA: 6 | DAL: 12

Lead Changes: 9 | Times Tied: 8

Points: LA: N. Ogumike 15

DAL: Thornton 17

Rebounds: LA: N./C. Ogumike 10

DAL: Johnson/ Plaisance 6

Assists: LA: Gray 4, DAL: Davis 4

2019 TEAM BOX SCORE

DATE	OPPONENT	MIN	FG-A	PCT	3PM-A	PCT	FTM-A	PCT	OFF	DEF	TOT	AST	STL	BLK	TO	PF	PTS
5/26	@LV	200:0	28 - 77	36.4	5 - 13	38.5	9 - 13	69.2	10	30	40	17	9	8	14	22	70
5/31	CT	200:0	28 - 72	38.9	6 - 20	30.0	15 - 17	88.2	9	30	39	15	6	4	10	22	77
6/4	@NY	200:0	27 - 78	34.6	8 - 21	38.1	16 - 20	80.0	13	27	40	15	9	6	12	15	78
6/6	@CT	200:0	29 - 66	43.9	8 - 25	32.0	11 - 12	91.7	7	18	25	23	13	4	21	18	77
6/8	@MIN	200:0	32 - 74	43.2	9 - 25	36.0	16 - 17	94.1	12	21	33	18	13	5	16	21	89
6/14	@PHX	200:0	34 - 66	51.5	9 - 19	47.4	8 - 9	88.9	5	25	30	19	7	4	9	21	85
6/15	NY	200:0	39 - 84	46.4	8 - 23	34.8	6 - 7	85.7	12	30	42	22	5	3	14	22	92
6/18	WASH	200:0	19 - 66	28.8	3 - 19	15.8	11 - 18	61.6	10	28	38	10	9	1	26	12	52
6/21	@SEA	200:0	23 - 61	37.7	6 - 21	28.6	10 - 12	83.3	5	24	29	13	4	4	14	15	62
6/23	@PHX	200:0	26 - 70	37.1	8 - 23	34.8	12 - 14	85.7	10	29	39	19	2	2	10	24	72
6/27	LV	200:0	32 - 75	42.7	8 - 18	44.4	14 - 15	93.3	8	31	39	17	11	6	14	13	86
6/30	CHI	200:0	35 - 71	49.3	10 - 24	41.7	14 - 15	92.3	10	26	36	21	8	6	14	15	94
7/7	WASH	200:0	36 - 74	48.6	16 - 31	51.6	10 - 12	83.3	7	32	39	24	4	5	6	15	98
7/9	@DAL	200:0	26 - 71	36.6	4 - 19	21.1	6 - 7	85.7	17	19	36	16	6	4	21	12	62
7/12	@IND																
7/14	@ATL																
7/18	DAL																
7/20	@NY																
7/23	@ATL																
8/1	LV																
8/4	SEA																
8/8	PHO																
8/11	CHI																
8/14	@DAL																
8/16	@CHI																
8/20	MIN																
8/22	IND																
8/25	CT																
8/27	@WASH																
8/29	@IND																
8/31	@LV																
9/3	ATL																
9/5	SEA																
9/8	MIN																

2019 REGULAR SEASON SUPERLATIVES

LOS ANGELES SPARKS HIGHS

Points, Game.....98 vs. Washington 7/7
Points, First Half.....51 vs. Washington 7/7
Points, Second Half..... 47 @ PHX 6/14, vs. WSH 7/7
Points, 1Q.....29 vs. Washington 7/7
Points, 2Q.....31 vs. New York 6/15
Points, 3Q.....26 vs. Las Vegas 6/27
Points, 4Q.....25 @ Connecticut 6/6
Points, Overtime.....N/A

Field Goals Made.....39 vs. New York 6/15
Field Goals Att.....84 vs. New York 6/15
Field Goal Percentage...51.9% @ Phoenix 6/14
3FG Made.....16 vs. Washington 7/7
3FG Att..... 31 vs. Washington 7/7
3FG Percentage.....51.6 % vs. Washington 7/7
Free Throws Made.....16 @ New York 6/4, @MIN 6/8
Free Throws Att..... 20 @ New York 6/4
FT Percentage.....94.1% @ Minnesota 6/8

Offensive Rebounds....17 @ Dallas 7/9
Defensive Rebounds...32 vs. Washington 7/7
Total Rebounds.....42 vs. New York 6/15
Assists.....24 vs. Washington 7/7
Steals.....13 @ Connecticut 6/6, @MIN 6/8
Turnovers.....26 vs. Washington 6/18
Blocked Shots..... 8 @ Las Vegas 5/26
Personal Fouls.....24 @ Phoenix 6/23

OPPONENT HIGHS

Points, Game..... 98 vs. New York 6/15
Points, First Half..... 48 vs. NY 6/15, vs. WSH 6/18
Points, Second Half.....50 vs. New York 6/15
Points, 1Q.....27 @ Las Vegas 5/26
Points, 2Q.....31 vs. New York 6/15
Points, 3Q.....27 @ Minnesota 6/8
Points, 4Q.....26 vs. New York 6/15
Points, Overtime.....N/A

Field Goals Made.....34 @ Connecticut 6/6
Field Goals Att.....72 vs. LV 5/27, vs. CHI 6/30
Field Goal Percentage..47.1 % vs. New York 6/14
3FG Made.....14 vs. Washington 6/18, @ SEA 6/21
3FG Att.....28 vs. Washington 6/18
3FG Percentage.....53.8% @ Seattle 6/21
Free Throws Made.....23 vs. New York 6/14
Free Throws Att.....26 @ Minnesota 6/8
FT Percentage.....100.0% @Phoenix 6/14,@Dallas 7/9

LOS ANGELES SPARKS LOWS

-Points, Game.....52 vs. Washington 6/18
-Points, First Half.....27 vs. Washington 6/18
-Points, Second Half.....25 vs. Washington 6/18
-Points, 1Q.....10 vs. Washington 6/18
-Points, 2Q.....8 @ Las Vegas 5/26
-Points, 3Q.....10 @ Seattle 6/21
-Points, 4Q.....14 vs. Washington 6/18
-Points, Overtime..... N/A

-Field Goals Made.....19 vs. Washington 6/18
-Field Goals Att..... 61 @ Seattle 6/21
-Field Goal Percentage....28.8% vs. Washington 6/18
-3FG Made.....3 vs. Washington 6/18
-3FG Att..... 13 @ Las Vegas 5/26
-3FG Percentage.....15.8% vs. Washington 6/18
-Free Throws Made.....6 vs. NY 6/15, @Dallas 7/9
-Free Throws Att.....7 vs. NY 6/15, @ Dallas 7/9
-FT Percentage.....61.1% vs. Washington 6/18

-Offensive Rebounds.....5 @ Phoenix 6/14, @ SEA 6/21
-Defensive Rebounds.....18@ Connecticut 6/6
-Total Rebounds.....25 @ Connecticut 6/6
-Assists.....10 vs. Washington 6/18
-Steals.....2 @ Phoenix 6/23
-Turnovers.....6 vs. Washington 7/7
-Blocked Shots.....1 vs. Washington 6/18
-Personal Fouls.....12 vs. WASH 6/18, @ Dallas 7/9

OPPONENT LOWS

-Points, Game.....69 vs. Chicago 6/30
-Points, First Half.....31 vs. Connecticut 5/31
-Points, Second Half.....32 @ Phoenix 6/14
-Points, 1Q.....17 vs. New York 6/14
-Points, 2Q.....12 vs. Connecticut 5/31
-Points, 3Q..... 11 vs. Washington 7/7
-Points, 4Q.....18 @LV 5/26, @NY 6/4, @PHX 6/14
-Points, Overtime.....N/A

-Field Goals Made.....24 vs. CT 5/31, vs. CHI 6/30
-Field Goals Att.....66 vs. Washington 6/18
-Field Goal Percentage..30.8% vs Connecticut 5/31
-3FG Made.....4 @Las Vegas 5/26, @ CT 6/6
-3FG Att.....14 @ LV 5/26, @ Dallas 7/9
-3FG Percentage.....26.1% vs. CT 5/31, vs. WSH 7/7
-Free Throws Made.....9 vs. Las Vegas 5/27
-Free Throws Att.....12 vs. Las Vegas 5/27
-FT Percentage.....64% vs. Connecticut 5/3

HEAD COACH DEREK FISHER



Derek Fisher was named the 12th head coach of the Los Angeles Sparks on December 5, 2018. Fisher is a Los Angeles basketball legend, playing 18 seasons in the NBA and winning five championships with the Los Angeles Lakers. Fisher was drafted 24th overall by the Lakers in 1996, and played alongside Kobe Bryant and Shaquille O'Neal en route to three consecutive titles from 2000-2002. He later added two more rings in 2009 and 2010 with Los Angeles. Fisher also played for the Golden State Warriors, Utah Jazz, Dallas Mavericks and Oklahoma City Thunder.

Fisher's accolades include holding the all-time NBA record for playoff game appearances (259). He's also known for hitting a buzzer-beater with 0.4 seconds left against the San Antonio Spurs in Game 5 of the 2004 Western Conference Semifinals as a member of the Lakers. In his time as a player, he served as president of the players' union from 2006-2013.

After finishing the 2013 season with the Thunder, Fisher transitioned to the sidelines, being named head coach of the New York Knicks on June 10, 2014. Fisher coached into the 2015-2016 season with New York, helping develop then-rookie Kristaps Porzingis.

Fisher is a native of Little Rock, Arkansas where he attended Parkview Arts and Science Magnet High School, lettering in basketball. He then attended the University of Arkansas at Little Rock, where he finished his four-year career second all-time in school history in points (1,393), assists (472) and steals (189). His senior year, he was named Sun Belt Conference Player of the Year.

In the spring of 2016, Fisher became a television analyst for TNT, NBA TV and later Spectrum SportsNet as an in-studio analyst for the Lakers.



ASSISTANT COACHES

Fred Williams



Fred Williams was named assistant coach of the Los Angeles Sparks on Jan. 22, 2019 and brings over 35 years of collegiate and professional coaching experience. Most recently, Williams served as the Dallas Wings, previously Tulsa Shock, head coach from 2014-2018 where he coached WNBA All-Stars Skylar Diggins and Liz Cambage.

Williams launched his coaching career in 1983 as an assistant coach at USC where he coached standouts Cynthia Cooper, Pamela McGee, Cheryl Miller, Lisa Leslie and Tina Thompson. Williams helped lead the Trojans to back-to-back NCAA titles in 1983 and 1984 before serving as head coach from 1995-1997.

In addition to his time in Dallas, Williams previously served as head coach of the Utah Starzz from 1999-2001. Williams then spent six seasons with the Atlanta Dream, winning three WNBA Eastern Conference Championships. Williams took over Atlanta's head coach in 2012 and led the Dream to the WNBA finals in 2013.

Williams played for Boise State men's basketball program from 1976-1979 and averaged 12.0 points and 5.8 assists in his final season. The All-Big Sky Conference point guard played briefly in the NBA for the Utah Jazz before transitioning to a role on the sidelines. He also served as an advance scout for the Washington Mystics, Utah Jazz, Seattle Supersonics and Sacramento Kings.

Off the court, Williams is an avid musician who produces jazz music under the name "Freddy Bass Williams." He has released two jazz albums titled "Game Time" and "My Gift to You." Williams is originally from Inglewood, California, but currently resides in Irving, Texas with his wife Bo and their five children.

Latricia Trammell




Latricia Trammell was named assistant coach of the Los Angeles Sparks on Jan. 22, 2019. Trammell most recently served as an assistant coach for the San Antonio Stars in 2017 where she worked with the first overall pick Kelsey Plum.

Trammell also served as head coach at Oklahoma State University, producing an 85-10 record with the Stars. She led the team to back-to-back NAIA Division I women's basketball national championships in 2014 and 2015, which earned her National Coach of the Year honors in those two years. After her two titles at OCU, Trammell transitioned to Division I basketball and became an assistant coach for Georgia State from 2015-2017 before transitioning to the WNBA. Trammell holds a 255-131 overall high school and college coaching record in her 24 years on the sidelines.

The Oklahoma native debuted as a head coach when she took over the job at Western State (Colo.) University. Trammell spent five seasons with the Mountaineers and built Western State to be a top contender in the Rocky Mountain Athletic Conference. Trammell's team notched a 105-76 record and made five consecutive RMAC Shootout appearances, catapulting her to become the third winningest coach in program history.

Trammell formally served on the WBCA National Convention Advisory Board and on the voting committee for USA Today/ESPN D-II Top 25. The Seminole, Oklahoma native is also a frequent basketball clinician and was a former player for both Seminole State College and East Central Oklahoma.

Jamal Lovell



The Los Angeles Sparks named Jamal "Dash" Lovell their player development assistant coach on March 4, 2019. Lovell is a professional basketball skills trainer bringing over 11 years of experience working with NBA, WNBA and NCAA athletes, including Candace Parker, Paul George and Dwyane Wade.

Lovell is currently involved with high-profile training clinics in Los Angeles, New York and Miami. In total, Lovell has helped 22 players play NCAA Division I basketball and has worked with over 30 NBA and WNBA players. Lovell, who's known for his training brand DashLetics, believes that aggressiveness, balance and footwork are the key components for success on the court.

#0	ALANA BEARD	GUARD/FORWARD	5-11	5/14/84	DUKE	13TH SEASON
----	-------------	---------------	------	---------	------	-------------

2019 Regular Season Averages:

G-GS	PPG	RPG	APG	SPG	BPG	MPG	FG%	3FG%	FT%
6-3	3.8	0.2	2.2	1.0	0.2	18.0	37.5	0	83.3

	2019 Season Highs	Career Highs	Playoff Career Highs
PTS	8	33, at PHX 6/4/08	22, at CT 9/29/04
REB	3	10, Twice	9, at PHX 9/21/13 (Twice)
AST	4	10, at SA 6/28/12	7, vs MIN 10/14/16 (Twice)
STL	5	7 vs. LA, 5/21/06	4, vs MIN 9/20/15 (Twice)
BLK	1	4, Twice	4, at CT 9/29/04
FGM	3	13, vs. SEA 7/23/06	9, at CT 9/29/04
3FGM	0	6, at ATL 6/3/08	1, vs. MIN 10/14/16 (6 times)
FTM	1	11, Twice	7, at CT 9/27/04
MINS	23:27	48, vs. IND 6/18/05	39, at PHX 9/21/13



GAME BY GAME STATS

[illegible]

#2	RIQUNA WILLIAMS	GUARD	5-7	05/28/90	MIAMI (FLA.)	6TH SEASON
----	-----------------	-------	-----	----------	--------------	------------

2019 Regular Season Averages:

G-GS	PPG	RPG	APG	SPG	BPG	MPG	FG%	3FG%	FT%
13 - 4	10.8	2.7	1.6	1.2	0.1	24.7	37.4	40.3	88.0

	2019 Season Highs	Career Highs	Playoff Career Highs
PTS	25	51, vs. SA 9/8/13	7, at MIN 10/4/17
REB	5	9, vs. SEA 9/12/13	2, at PHO 9/17/15
AST	4	6 (3 Times)	1, vs. MIN 9/29/17 (Twice)
STL	2	5 (3 Times)	1, vs. MIN 9/29/17 (3 Times)
BLK	1	2 (4 Times)	--
FGM	7	17, SA 9/8/13	2, at MIN 10/4/17
3FGM	4	8, vs. SA 9/8/13	1, at MIN 10/4/17 (3 Times)
FTM	7	18, at ATL 7/7/15	2, at MIN 10/4/17
MINS	35:44	39, PHO 8/4/15	16, at PHO 9/17/15



GAME BY GAME STATS


[illegible]

#3	CANDACE PARKER	FORWARD/CENTER	6-4	4/19/86	TENNESSEE	11TH SEASON
----	----------------	----------------	-----	---------	-----------	-------------

2019 Regular Season Averages:

G-GS	PPG	RPG	APG	SPG	BPG	MPG	FG%	3FG%	FT%
7 - 7	8.9	6.4	2.7	1.0	0.6	23.4	31.7	27.8	76.5

	2019 Season Highs	Career Highs	Playoff Career Highs
PTS	18	40, vs HOU 7/9/08	33, vs. MIN 10/7/12
REB	11	20, at SA 6/1/13	18, at PHO 9/25/09
AST	4	11, at WAS 6/15 /18	11, at PHO 9/17/17
STL	4	8, vs IND 8/18/15	5, vs. MIN 9/29/17
BLK	2	9, vs TUL 6/20/12	4, at MIN 10/4/17 (5 Times)
FGM	6	14, vs SEA 7/25/13	14, vs. MIN 10/7/12
3FGM	2	5, Twice	3, at CHI 10/4/16 (4 Times)
FTM	4	14 vs. SEA 7/25/13	15, at CHI 10/4/16
MINS	28:28	48, Twice	40, at MIN 9/22/15 (4 Times)



GAME BY GAME STATS


[illegible]

#7	MARIA VADEEVA	FORWARD/CENTER	6-4	6/16/98	RUSSIA	2ND SEASON
----	---------------	----------------	-----	---------	--------	------------

2019 Regular Season Averages:

G-GS	PPG	RPG	APG	SPG	BPG	MPG	FG%	3FG%	FT%
1-1	24.0	5.0	1.0	2.0	3.0	24.0	.55	50.0	0

	2019 Season Highs	Career Highs	Playoff Career Highs
PTS	24	24, at LV 5/26/19	--
REB	5	7, at LV 6/29/18	--
AST	1	2, vs. DAL 6/26/18	--
STL	2	2, @ DAL 6/22/18	--
BLK	3	3, vs. DAL 6/26/18	--
FGM	11	3, 3 times	--
3FGM	2	1, 2 times	--
FTM	0	3, at LV 6/29/18	--
MINs	24	13, @ DAL 6/22/18	--



GAME BY GAME STATS


[illegible]

#12	CHELSEA GRAY	GUARD	5-11	10/8/92	DUKE	4TH SEASON
-----	--------------	-------	------	---------	------	------------

2019 Regular Season Averages:

G-GS	PPG	RPG	APG	SPG	BPG	MPG	FG%	3FG%	FT%
14 - 14	13.3	3.8	5.4	0.8	0.1	30.1	40.4	32.7	96.3

	2019 Season Highs	Career Highs	Playoff Career Highs
PTS	29	29, at NY 6/4/19	27, at MIN 9/24/17
REB	10	10, vs. WAS 7/7/19	6, vs. PHO 9/14/17
AST	13	13, vs WAS 7/7/19	9, vs. MIN 10/1/17
STL	1	3, Twice	3, at MIN 10/4/17 (Twice)
BLK	2	3, at Chi 6/17/18	2, vs. MIN 9/29/17
FGM	10	10, at NY 6/4/19	10, at MIN 9/24/17
3FGM	4	4, 3 Times	4, at MIN 9/24/17 (Twice)
FTM	6	6, vs MIN 9/6/16	6, at MIN 10/9/16
MINS	33:43	36, 3 times	38, vs. PHO 9/14/17



GAME BY GAME STATS

[illegible]

#13	CHINEY OGWUMIKE	FORWARD/CENTER	6-4	03/21/92	STANFORD	3RD SEASON
-----	-----------------	----------------	-----	----------	----------	------------

2019 Regular Season Averages:

G-GS	PPG	RPG	APG	SPG	BPG	MPG	FG%	3FG%	FT%
14-8	11.2	6.9	1.0	1.1	0.9	25.7	49.3	33.3	76.9

	2019 Season Highs	Career Highs	Playoff Career Highs
PTS	26	30, vs. SEA 6/15/18	2, vs. PHX 8/23/18
REB	14	17, vs. NY 6/29/14	3, vs. PHX 8/23/18
AST	4	4, vs. NY 6/14/19	1, vs. PHX 8/23/18
STL	3	4, two times	2, vs. PHX 8/23/18
BLK	2	7, vs. DAL 7/20/16	—
FGM	9	13, vs. SEA 6/15/18	1, vs. PHX 8/23/18
3FGM	0	1, vs. NY 6/7/18	—
FTM	6	8, vs. CHI 8/10/18	—
MINS	35:43	40, two times	19



GAME BY GAME STATS

[illegible]

#21	KALANI BROWN	CENTER	6-7	03/21/97	BAYLOR	R-SEASON
-----	--------------	--------	-----	----------	--------	----------

2019 Regular Season Averages:

G-GS	PPG	RPG	APG	SPG	BPG	MPG	FG%	3FG%	FT%
13-0	4.7	3.8	0.6	0.3	0.8	14.4	40.7	0	81.0

	2018 Season Highs	Career Highs	Playoff Career Highs
PTS	12	12, vs. LV (6/27/19)	–
REB	5	5, Four Times	–
AST	2	2, @ SEA 6/21/19	–
STL	1	1, @LV 5/26/19	–
BLK	2	2, @LV 5/26/19	–
FGM	4	4, vs. LV (6/27/19)	–
3FGM	--	--	–
FTM	4	4, vs. LV (6/27/19)	–
MINS	22:30	22:30, vs. LV (6/27/19)	–



GAME BY GAME STATS


[illegible]

#30	NNEKA OGWUMIKE	FORWARD	6-2	7/2/90	STANFORD	7TH SEASON
-----	----------------	---------	-----	--------	----------	------------

2019 Regular Season Averages:

G-GS	PPG	RPG	APG	SPG	BPG	MPG	FG%	3FG%	FT%
13-13	14.9	9.3	1.5	1.5	0.5	28.3	46.0	42.4	83.3

	2019 Season Highs	Career Highs	Playoff Career Highs
PTS	31	38 vs. ATL 6/30/16	27, vs. CHI 9/28/16
REB	15	20, at IND 7/12/12	14, vs. PHO 9/19/13
AST	3	8, Twice	6, vs. CHI 10/28/16
STL	4	6 vs. CHI 6/1/14	4, at CHI 10/4/16
BLK	2	5 vs. ATL 6/30/16	3, at CHI 10/4/16
FGM	11	13 vs. ATL 6/30/16	11, vs. LA 9/28/16
3FGM	5	5 vs. WAS 7/7/19	2, vs. MIN 10/14/16
FTM	5	14 vs. WAS, 9/3/15	7, vs. PHO 9/23/13
MINs	33:39	42 Twice	38, at MIN 9/18/15



GAME BY GAME STATS

[illegible]