

LOS ANGELES SPARKS 2019 GAME NOTES



Los Angeles Sparks (1-1) at New York Liberty (0-2)

June 4, 2019

Westchester County Center | 8:00 am (PT) | LeaguePass, YES, Spectrum SportsNet



PRESEASON SCHEDULE

Date	Opponent	Time/Result	Record
5/11	at Phoenix*	L, 75-82	N/A
5/17	SEATTLE*	W, 92-85	N/A

REGULAR SEASON SCHEDULE

Date	Opponent	Time/Result	Record
5/26	at Las Vegas	L, 70-83	0-1
5/31	CONNECTICUT	W, 77-70	1-1
6/4	at New York	8:00 a.m.	
6/6	at Connecticut	4:00 p.m.	
6/8	at Minnesota	12:30 p.m.	
6/14	at Phoenix	7:00 p.m.	
6/15	NEW YORK	7:00 p.m.	
6/18	WASHINGTON	7:30 p.m.	
6/21	at Seattle	7:00 p.m.	
6/23	at Phoenix	3:00 p.m.	
6/27	LAS VEGAS	7:30 p.m.	
6/30	CHICAGO	2:00 p.m.	
7/7	WASHINGTON	2:00 p.m.	
7/9	at Dallas	10:00 a.m.	
7/12	at Indiana	4:00 p.m.	
7/14	at Atlanta	12:00 p.m.	
7/18	DALLAS	12:30 p.m.	
7/20	at New York	12:00 p.m.	
7/23	at Atlanta	4:00 p.m.	
8/1	LAS VEGAS	7:00 p.m.	
8/4	SEATTLE	2:00 p.m.	
8/8	PHOENIX	7:00 p.m.	
8/11	CHICAGO	2:00 p.m.	
8/14	at Dallas	5:00 p.m.	
8/16	at Chicago	5:00 p.m.	
8/20	MINNESOTA	7:30 p.m.	
8/22	INDIANA	7:30 p.m.	
8/25	CONNECTICUT	2:00 p.m.	
8/27	at Washington	4:00 p.m.	
8/29	at Indiana	4:00 p.m.	
8/31	at Las Vegas	7:30 p.m.	
9/3	ATLANTA	7:30 p.m.	
9/5	SEATTLE	7:30 p.m.	
9/8	MINNESOTA	1:00 p.m.	

* = Preseason

All times listed are Pacific Time

CONTACT INFORMATION

Eli Horowitz

Director, Public Relations and Communications
ehorowitz@la-sparks.com
(847) 644-9932

Natalie Gilmore

Coordinator, Public Relations and Communications
ngilmore@la-sparks.com
(661) 714-8051



@LA_Sparks



@LA_Sparks



Los Angeles Sparks

SPARKS ALL STARS' 2019

G	12	CHELSEA GRAY					5-11			170 LBS					
GP/GS	2/2	PPG	12.0	RPG	3.0	APG	4.0	SPG	1.0	FG%	.333	3FG%	0.0	MPG	29

The 2018 All-Star finished last season sixth in the league in assists per game and tallied new career highs in points, field goals, offensive rebounds, assists, steals and blocks. Gray also finished sixth in the league for steals per game and led the Sparks in assists during the 2018 season.

F/C	13	CHINEY OGWUMIKE					6'4"	173 LBS							
GP/GS	2/1	PPG	11.0	RPG	6.5	APG	1.0	SPG	1.5	FG%	.381	3FG%	0.0	MPG	26

The former Rookie of the Year and two-time All-Star started in all 31 games of the 2018 season with the Connecticut Sun. Ogwumike notched a career-high in field-goal percentage and points during the season after sitting out the previous year with injury. Ogwumike joined the Sparks starting lineup for 2019 following her offseason trade from the Sun and put up 20 points in the teams first head-to-head meeting.

F	3	CANDACE PARKER				6'4"	175 LBS					
GP/GS	-/-	PPG	-	RPG	-	APG	-	SPG	-	FG%	-	3FG%

The former Rookie of the Year, two-time MVP and 2016 WNBA Finals MVP passed the 5,000 career points milestone during the 2018 season. Parker also became the 12th player in WNBA history to reach the 2,500 rebound milestone. Parker's 4.7 assists per game in 2018 ranked eighth overall in the WNBA and first overall for non-point guards.

G/F		0				ALANA BEARD				5'11"		160 LBS					
GP/GS		1/1		PPG 5.0		RPG 3.0		APG 4.0		SPG 0		FG% .500		3FG% 0		MPG 20	

The 2017 and 2018 Defensive Player of the Year started in 30 regular season and two playoff games for the Sparks last season. Beard's 1.5 steals per game ranked fourth in the WNBA in 2018. She leads all active WNBA players in career steals.

F	30	NNEKA OGWUMIKE				6'2"	174 LBS							
GP/GS	2/2	PPG	18.0	RPG	13.0	APG	1.0	SPG	0.0	FG%	.429	3FG%	.400	MPG

Five-time WNBA All-Star Nneka Ogumike led the Sparks in field goal percentage and steals per game last season. Ogumike finished third in the WNBA in steals per game and reached the 3,500 career point mark in 2018. Ogumike scored in double-figures in 26 out of her 27 games played with the Sparks.

PLAYER UPDATES

NUM.	PLAYER	POS.	REASON
0	Alana Beard	G/F	Left Leg
3	Candace Parker	F/C	Hamstring
7	Maria Vadeeva	F/C	Overseas

WHERE DID YOU COME FROM?

NUM.	PLAYER	HOW ACQUIRED
0	Alana Beard	Free agent (2012)
1	Alexis Jones	Trade (2019)
2	Riquna Williams	Trade (2016)
3	Candace Parker	Draft (2008)
5	Marina Mabrey	Draft (2019)
7	Maria Vadeeva	Draft (2018)
10	Tierra Ruffin-Pratt	Free agent (2019)
12	Chelsea Gray	Trade (2016)
13	Chiney Ogwumike	Trade (2019)
21	Kalani Brown	Draft (2019)
22	Ashley Walker	Free Agent (2019)
24	Sydney Wiese	Draft (2017)
30	Nneka Ogwumike	Draft (2012)

MILESTONE WATCH

PLAYER	MILESTONE (CURRENT)
Candace Parker	5500 points (5113) 1200 assists (1154) 3000 rebounds (2548) 550 blocks (501)
Alana Beard	5000 points (4688) 1100 assists (1038) 250 blocks (217) 700 steals (698)
Nneka Ogwumike	4000 points (3565) 2000 rebounds (1652)
Chiney Ogwumike	1500 points (1343) 1000 rebounds (712)
Chelsea Gray	1500 points (1437) 500 assists (489)

PRONOUNCIATION

PLAYER/COACH	PRONOUNCIATION
Alana Beard	ah-LAY-nah
Nneka Ogwumike	NEH-kuh Oh-gwoo-MIH-kay
Chiney Ogwumike	Chin-AY Oh-gwoo-MIH-kay
Sydney Wiese	WEECE (rhymes with REESE)
Maria Vadeeva	vuh-DEE-vuh

COACHING STAFF

NAME	ROLE
Derek Fisher	Head Coach
Latricia Trammell	Assistant Coach
Fred Williams	Assistant Coach
Jamal "Dash" Lovell	Player Development Coach
Courtney Watson	Athletic Trainer
Kelly Dormandy	Strength and Conditioning Coach
Rachel Schrote	Video Coordinator

ROAD TRIP

The Sparks hit the road for a four-game road trip and travel to New York for their next contest, facing off against the Liberty on June 4. Los Angeles will look to win back-to-back games after dispatching the Connecticut Sun 77-70 at Staples Center in their home opener on May 31. The Liberty are searching for their first win of the season, going 0-2 to start their 2019 campaign.

SCHOOL OF FISHER

The Los Angeles Sparks named Derek Fisher as its new head coach during the offseason on December 5, 2018. Fisher won five titles in 18 NBA seasons with the Los Angeles Lakers, and played alongside Kobe Bryant and Shaquille O'Neal en route to three consecutive titles from 2000 to 2002. Fisher began his coaching career as the head coach of the New York Knicks during the 2015-2016 season. The Sparks' 12th head coach hopes to translate his championship experience to the Sparks as he enters his first season in the league for the 2019 WNBA season.

NEW FACES

In addition to bringing in head coach Derek Fisher, the Los Angeles Sparks also made some roster changes as well. The Sparks took center Kalani Brown as the seventh overall pick and guard Marina Mabrey as the 19th overall pick in the 2019 WNBA Draft. Following the draft, Los Angeles acquired guard Alexis Jones from the Minnesota Lynx in exchange for guard Odyssey Sims, before trading a first-round pick to the Connecticut Sun in exchange for two-time All-Star forward/center Chiney Ogwumike. Before the draft, the Sparks signed free agent guard Tierra Ruffin-Pratt, who played six seasons with the Washington Mystics and helped them reach the 2018 WNBA Finals.

IT ALL STARTS UP FRONT

Already with a deep frontcourt in forwards Candace Parker, Nneka Ogwumike, and Maria Vadeeva last season, the Sparks will add forward/center Chiney Ogwumike and center Kalani Brown to the rotation. The three were vital to the Sparks posting the WNBA's fifth best field goal percentage of 45.2 during Los Angeles' 2018 year campaign. Ogwumike averaged 14.4 points and 7.5 rebounds per game in Connecticut, shooting a career-high 60.3 percent from the field. Brown – who helped Baylor win the 2019 NCAA Championship – averaged 15.6 points and 8.1 rebounds per game during her senior season.

AB'S D

Guard/forward Alana Beard earned WNBA's Defensive Player of the Year award for the second consecutive season after winning the award in 2018. Beard is just the second Sparks player to earn the award, joining Lisa Leslie (2004, 2008). Entering her 14th season in 2019, Beard started in the 30 regular-season games that she played, after starting 34 regular-season games in back-to-back seasons in 2017 and 2018. Beard was a catalyst of a Sparks defense that averaged a league-best 8.5 steals per game – the second straight season Los Angeles has lead the WNBA in steals.

GRAY SCALE

The Sparks announced the resigning of guard Chelsea Gray on April 30. Gray evolved into one of the best point guards in the league, averaging new career-highs in points (14.9), assists (5.1), rebounds (3.4) and steals (1.4) in her second season as a full time starter. In her fourth season in the league, Gray earned her second consecutive WNBA All-Star honors after having a breakout season in 2017. Gray opened last season with a game-winning buzzer-beater to give the Sparks a 77-76 win over the Minnesota Lynx.

2019 LOS ANGELES SPARKS ROSTER

NUM.	PLAYER	POS.	HT.	YRS OF EXP.	DOB	COLLEGE
0	Alana Beard	G/F	5'11"	13	05/14/82	Duke
1	Alexis Jones	G	5'9"	2	05/08/94	Baylor
2	Riquna Williams	G	5'7"	6	05/28/90	Miami (Fla.)
3	Candace Parker	F/C	6'4"	11	04/19/86	Tennessee
5	Marina Mabrey	G	5'11"	R	11/14/96	Notre Dame
7	Maria Vadeeva*	F/C	6'4"	1	07/16/98	Russia
10	Tierra Ruffin-Pratt	G/F	5'11"	6	04/11/91	North Carolina
12	Chelsea Gray	G	5'11"	4	10/08/92	Duke
13	Chiney Ogwumike	F/C	6'4"	3	03/22/92	Stanford
21	Kalani Brown	C	6'7"	R	03/21/97	Baylor
22	Ashley Walker	F/C	6'1"	3	02/24/87	California
24	Sydney Wiese	G	6'0"	2	06/16/95	Oregon State
30	Nneka Ogwumike	F	6'2"	7	07/02/90	Stanford

*will return after overseas commitments

2019 LA SPARKS ROSTER



ALANA BEARD
Position: G/F
Height: 5'11"
DOB: 5/14/82
College: Duke



ALEXIS JONES
Position: G
Height: 5'9"
DOB: 5/8/94
College: Baylor



RIQUANA WILLIAMS
Position: G
Height: 5'7"
DOB: 5/28/90
College: Miami



CANDACE PARKER
Position: F/C
Height: 6'4"
DOB: 4/19/86
College: Tennessee



MARINA MABREY
Position: G
Height: 5'11"
DOB: 9/14/96
College: Notre Dame



MARIA VADEEVA
Position: F/C
Height: 6'4"
DOB: 7/16/98
College: Russia



TIERRA RUFFIN-PRATT
Position: G/F
Height: 5'11"
DOB: 4/11/91
College: North Carolina



CHELSEA GRAY
Position: G
Height: 5'11"
DOB: 10/8/92
College: Duke



CHINEY OGUMIKE
Position: F/C
Height: 6'4"
DOB: 3/22/92
College: Stanford



KALANI BROWN
Position: C
Height: 6'7"
DOB: 3/21/97
College: Baylor



SYDNEY WIESE
Position: G
Height: 6'0"
DOB: 6/16/95
College: Oregon State



NNEKA OGUMIKE
Position: F
Height: 6'2"
DOB: 7/2/90
College: Stanford




ASHLEY WALKER
Position: F
Height: 6'1"
DOB: 2/24/87
College: UC Berkeley

***WILL RETURN FROM OVERSEAS COMMITMENTS**

COACHING STAFF



DEREK FISHER
HEAD COACH




FRED WILLIAMS
ASSISTANT COACH



LATRICA TRAMMELL
ASSISTANT COACH



COURTNEY WATSON
DIRECTOR OF
SPORTS MEDICINE/
HEAD ATHLETIC
TRAINER



KELLY DORMANDY
STRENGTH &
CONDITIONING
COACH



JAMAL LOVELL
PLAYER
DEVELOPEMENT
COACH

NEW YORK LIBERTY

PREVIEW: The Los Angeles Sparks will begin their first road trip of the season, as they take on the New York Liberty. The Sparks are coming off their first victory of the season after beating the Connecticut Sun 77-70 at home on May 31st.

The New York Liberty have started the season with back-to-back losses in a home series with the Indiana Fever. New York finished the 2018 season with a 7-27 record, landing fifth in the Eastern Conference. The Liberty are currently on a 15-game losing streak dating back to July 15th, 2018, when they defeated the Chicago Sky, 107-84.

New York is led by five-time All-Star center and 2012 WNBA MVP Tina Charles, who led the team last season in almost every offensive category. Charles, who was the only member of the Liberty to play and start every game in 2018, averaged 19.7 points per game, which ranked her seventh in the WNBA, and 7 rebounds per game during the 2018 season. She has been the offensive leader early on for New York in the 2019 season, averaging 23.5 points per game and 9.5 rebounds. In addition to Charles, the Liberty are led by guard Kia Nurse who looks to play an expanded role in 2019 after starting seven games last season, while averaging 9.1 points and shooting 40.2% from the field.

During the offseason, the New York Liberty received the second overall selection of the 2019 WNBA Draft, where they selected Asia Durr, a guard from the University of Louisville, as well as Han Xu, a center from China in the second round. Durr averaged 21.2 points in her senior season, while shooting 44% from the field, leading Louisville to the Elite Eight. In her first two games of 2019 season, Durr has averaged 10 points per game as well as played 26 minutes per game. In addition to the draft, the Liberty signed French guard Marine Johannes, who averaged 15.1 points per game for Tango Bourges Basket of the Ligue Feminine de Basketball.

The Sparks and the Liberty faced each other three times last season, with the Sparks victorious in all three contests. Los Angeles narrowly defeated the Liberty on August 8th, 2018 by a score of 82-81, which extended New York's losing streak to eight games. New York's last win against the Sparks came on August 13th, 2017, where the Liberty won 83-69, who were led in scoring by Tina Charles who tallied 21 points and 7 rebounds.

HEAD COACH: Katie Smith, 2nd Season

PROBABLE STARTERS:

C	Tina Charles
G	Kia Nurse
G	Brittany Boyd
G	Asia Durr
F	Amanda Zahui B.



SPARKS' MOST RECENT GAME (5/31/19)

	1	2	3	4	OT	FINAL
LA	21	17	16	23	—	77
CT	19	12	14	25	—	70

Biggest Lead: LA: 10 | CT: 2

Lead Changes: 7 | **Times Tied:** 7

Points: LA: C. Ogwumike 20, CT: J. Jones 16

Rebounds: LA: N. Ogwumike 15, CT: J. Jones 22

Assists: LA: Gray & Jones 4, CT: Clarendon 3

SPARKS LAST GAME AGAINST LIBERTY (8/14/18)

	1	2	3	4	OT	FINAL
LA	22	16	23	13	—	74
NY	21	23	14	8	—	66

Biggest Lead: LA: 8 | NY: 9

Lead Changes: 14 | **Times Tied:** 6

Points: LA: Gray 26, NY: Charles 21

Rebounds: LA: Parker 10, NY: Vaughn 8

Assists: LA: Gray 5, NY: Rogers & Nurse, 4

LIBERTY MOST RECENT GAME (6/1/19)

	1	2	3	4	OT	FINAL
IND	26	19	28	19	—	92
NY	7	22	21	27	—	77

Biggest Lead: IND: 28 | NY: 0

Lead Changes: 0 | **Times Tied:** 0

Points: IND: Mitchell 23, NY: Charles 15

Rebounds: IND: McCowan 6, NY: Gray 9

Assists: IND: Wheeler 6, NY: Boyd 6

CONNECTICUT SUN

Recap: LOS ANGELES (May 31, 2019) -- The Los Angeles Sparks hosted the Connecticut Sun in their first home game of the 2019 regular season at Staples Center. The Sparks celebrated Executive Vice President and General Manager's Penny Toler's 20-year tenure in the role with a 77-70 win over Connecticut as her retired jersey hung in the arena's rafters.

Chiney Ogwumike led the Sparks with 20 points against her former team after her departure in the offseason. Nneka Ogwumike added 19 points and 15 rebounds. Jonquel Jones had 16 points and 22 rebounds for the Sun.



The first quarter opened with back-and forth-play. Nneka scored the first six points for the Sparks before Chiney backed her up with two free throws to give the Sparks their first lead of the game at 7-6. Gray stole the ball and passed to Nneka under the basket for a layup that helped the Sparks take the lead, 12-9. Tierra Ruffin-Pratt's offensive rebound gave Chiney another chance to reclaim the lead before an electric 3-pointer from Riquna Williams earned the Sparks a four-point lead. Connecticut's Jonquel Jones led the Sun with seven points and three rebounds in the first quarter that ended with Los Angeles up 21-19.

The Sun's Brionna Jones tied up the score at the start of the second quarter, and Nneka responded right away with a layup. Connecticut's Jonquel Jones totaled 11 rebounds in the first half to carry her team's 29 rebounds compared to Los Angeles' 21. But the Sparks still dominated offensively as Ruffin-Pratt and Gray helped the Sparks pull away with two points each before Sydney Weise's 3-pointer solidified the six-point lead in her first professional career start. Gray found Nneka in the corner to end the half with a 3-point shot at 38-31. Chiney scored 6 points in the third quarter to double her points and help the Sparks keep their lead. After Jasmine Thomas opened the second half with a three for the Sun, Chiney's layup forced them to call a timeout at 47-39. Connecticut continued to rack up the rebounds, totaling 41 at the end of the third quarter, but it also added four more turnovers to its previous six. The quarter didn't see a lead change and closed with the Sparks up 51-42.

The Sun continued to dominate on the boards behind Jonquel Jones matching her career high 22 rebounds, but Chiney's eight points in the fourth quarter prevented Connecticut from claiming a lead. Chiney picked up two points when Jonquel Jones flagrant fouled her, and Ruffin-Pratt tacked on a 3-pointer. Chiney picked up three more points after rebounding in the paint and forcing an and-one. With just under one minute left, Nneka hit a 3-point shot that iced the Sparks' lead at 75-68. The Sparks defeated the Sun, 77-70.

SPARKS LAST GAME AGAINST SUN (8/19/18)

	1	2	3	4	OT	FINAL
LA	18	23	22	23	—	86
CT	26	26	17	20	—	89

Biggest Lead: LA: 3 | CT: 19

Lead Changes: 4 | **Times Tied:** 3

Points: LA: Parker 20, CT: J. Thomas 27

Rebounds: LA: Parker 10, CT: J. Jones 9

Assists: LA: Gray 7, CT: J. Jones 7

2019 TEAM BOX SCORE

DATE	OPPONENT	MIN	FG-A	PCT	3PM-A	PCT	FTM-A	PCT	OFF	DEF	TOT	AST	STL	BLK	TO	PF	PTS
5/26	@LV	200:0	28 - 77	36.4	5 - 13	38.5	9 - 13	69.2	10	30	40	17	9	8	14	22	70
5/31	CT	200:0	28 - 72	38.9	6 - 20	30.0	15 - 17	88.2	9	30	39	15	6	4	10	22	77
6/4	@NY																
6/6	@CT																
6/8	@MIN																
6/14	@PHX																
6/15	NY																
6/18	WASH																
6/21	@SEA																
6/23	@PHX																
6/27	LV																
6/30	CHI																
7/7	WASH																
7/9	@DAL																
7/12	@IND																
7/14	@ATL																
7/18	DAL																
7/20	@NY																
7/23	@ATL																
8/1	LV																
8/4	SEA																
8/8	PHO																
8/11	CHI																
8/14	@DAL																
8/16	@CHI																
8/20	MIN																
8/22	IND																
8/25	CT																
8/27	@WASH																
8/29	@IND																
8/31	@LV																
9/3	ATL																
9/5	SEA																
9/8	MIN																

2019 REGULAR SEASON SUPERLATIVES

LOS ANGELES SPARKS HIGHS

Points, Game..... 77 vs. Connecticut 5/31
 Points, First Half..... 38 vs. Connecticut 5/31
 Points, Second Half..... 39 @ Las Vegas 5/26, vs. Connecticut 5/31
 Points, 1Q..... 23 @ Las Vegas 5/26
 Points, 2Q..... 17 vs. Connecticut 5/31
 Points, 3Q..... 18 @ Las Vegas 5/26
 Points, 4Q..... 23 vs. Connecticut 5/31
 Points, Overtime..... N/A

Field Goals Made..... 28 @ Las Vegas 5/26, vs. Connecticut 5/31
 Field Goals Att..... 77 @ Las Vegas 5/26
 Field Goal Percentage... 38.9 vs. Connecticut 5/31

3FG Made..... 6 vs. Connecticut 5/31
 3FG Att..... 20 vs. Connecticut 5/31
 3FG Percentage..... 38.5% @ Las Vegas 5/26

Free Throws Made..... 15 vs. Connecticut 5/31
 Free Throws Att..... 17 vs. Connecticut 5/31
 FT Percentage..... 88.2% vs. Connecticut 5/31

Offensive Rebounds.... 10 @ Las Vegas 5/26
 Defensive Rebounds... 30 @ Las Vegas 5/26, vs. Connecticut 5/31
 Total Rebounds..... 40 @ Las Vegas 5/26

Assists..... 17 @ Las Vegas 5/26
 Steals..... 9 @ Las Vegas 5/26
 Turnovers..... 14 @ Las Vegas 5/26
 Blocked Shots..... 8 @ Las Vegas 5/26
 Personal Fouls..... 22 @ Las Vegas 5/26, vs. Connecticut 5/31

OPPONENT HIGHS

Points, Game..... 83 @ Las Vegas 5/26
 Points, First Half..... 45 @ Las Vegas 5/26
 Points, Second Half..... 39 vs. Connecticut 5/31
 Points, 1Q..... 27 @ Las Vegas 5/26
 Points, 2Q..... 18 @ Las Vegas 5/26
 Points, 3Q..... 20 @ Las Vegas 5/26
 Points, 4Q..... 25 vs. Connecticut 5/31
 Points, Overtime..... N/A

Field Goals Made..... 31 @ Las Vegas 5/26
 Field Goals Att..... 78 vs. Connecticut 5/31
 Field Goal Percentage.. 41.9% @ Las Vegas 5/26

3FG Made..... 6 vs. Connecticut 5/31
 3FG Att..... 23 vs. Connecticut 5/31
 3FG Percentage..... 28.6% @ Las Vegas 5/26

Free Throws Made..... 17 @ Las Vegas 5/26
 Free Throws Att..... 25 vs. Connecticut 5/31
 FT Percentage..... 77.3% @ Las Vegas 5/26

LOS ANGELES SPARKS LOWS

-Points, Game..... 70 @ Las Vegas 5/26
 -Points, First Half..... 31 @ Las Vegas 5/26
 -Points, Second Half..... 39 @ Las Vegas 5/26, vs. CT 5/31
 -Points, 1Q..... 21 vs. Connecticut 5/31
 -Points, 2Q..... 8 @ Las Vegas 5/26
 -Points, 3Q..... 16 vs. Connecticut 5/31
 -Points, 4Q..... 21 @ Las Vegas 5/26
 -Points, Overtime..... N/A

-Field Goals Made..... 28 @ Las Vegas 5/26, vs. CT 5/31
 -Field Goals Att..... 72 vs. Connecticut 5/31
 -Field Goal Percentage. 36.4% @ Las Vegas 5/26

-3FG Made..... 5 @ Las Vegas 5/26
 -3FG Att..... 13 @ Las Vegas 5/26
 -3FG Percentage..... 30.0% vs. Connecticut 5/31

-Free Throws Made..... 9 @ Las Vegas 5/26
 -Free Throws Att..... 13 @ Las Vegas 5/26
 -FT Percentage..... 99.2% @ Las Vegas 5/26

-Offensive Rebounds.... 9 vs. Connecticut 5/31
 -Defensive Rebounds... 30 @ Las Vegas 5/26, vs. CT 5/31
 -Total Rebounds..... 39 vs. Connecticut 5/31

-Assists..... 15 vs. Connecticut 5/31
 -Steals..... 6 vs. Connecticut 5/31
 -Turnovers..... 10 vs. Connecticut 5/31
 -Blocked Shots..... 4 vs. Connecticut 5/31
 -Personal Fouls..... 22 @ Las Vegas 5/26, vs. CT 5/31

OPPONENT LOWS

-Points, Game..... 70 vs. Connecticut 5/31
 -Points, First Half..... 31 vs. Connecticut 5/31
 -Points, Second Half..... 38 @ Las Vegas 5/26
 -Points, 1Q..... 19 vs. Connecticut 5/31
 -Points, 2Q..... 12 vs. Connecticut 5/31
 -Points, 3Q..... 14 vs. Connecticut 5/31
 -Points, 4Q..... 18 @ Las Vegas 5/26
 -Points, Overtime..... N/A

-Field Goals Made..... 24 vs. Connecticut 5/31
 -Field Goals Att..... 74 @ Las Vegas 5/26
 -Field Goal Percentage. 30.8% vs. Connecticut 5/31

-3FG Made..... 4 @ Las Vegas 5/26
 -3FG Att..... 14 @ Las Vegas 5/26
 -3FG Percentage..... 26.1% vs. Connecticut 5/31

-Free Throws Made..... 16 vs. Connecticut 5/31
 -Free Throws Att..... 22 @ Las Vegas 5/26
 -FT Percentage..... 64% vs. Connecticut 5/31

HEAD COACH DEREK FISHER



Derek Fisher was named the 12th head coach of the Los Angeles Sparks on December 5, 2018. Fisher is a Los Angeles basketball legend, playing 18 seasons in the NBA and winning five championships with the Los Angeles Lakers. Fisher was drafted 24th overall by the Lakers in 1996, and played alongside Kobe Bryant and Shaquille O'Neal en route to three consecutive titles from 2000-2002. He later added two more rings in 2009 and 2010 with Los Angeles. Fisher also played for the Golden State Warriors, Utah Jazz, Dallas Mavericks and Oklahoma City Thunder.

Fisher's accolades include holding the all-time NBA record for playoff game appearances (259). He's also known for hitting a buzzer-beater with 0.4 seconds left against the San Antonio Spurs in Game 5 of the 2004 Western Conference Semifinals as a member of the Lakers. In his time as a player, he served as president of the players' union from 2006-2013.

After finishing the 2013 season with the Thunder, Fisher transitioned to the sidelines, being named head coach of the New York Knicks on June 10, 2014. Fisher coached into the 2015-2016 season with New York, helping develop then-rookie Kristaps Porzingis.

Fisher is a native of Little Rock, Arkansas where he attended Parkview Arts and Science Magnet High School, lettering in basketball. He then attended the University of Arkansas at Little Rock, where he finished his four-year career second all-time in school history in points (1,393), assists (472) and steals (189). His senior year, he was named Sun Belt Conference Player of the Year.

In the spring of 2016, Fisher became a television analyst for TNT, NBA TV and later Spectrum SportsNet as an in-studio analyst for the Lakers.



Assistant Coach Fred Williams



Fred Williams was named assistant coach of the Los Angeles Sparks on Jan. 22, 2019 and brings over 35 years of collegiate and professional coaching experience. Most recently, Williams served as the Dallas Wings, previously Tulsa Shock, head coach from 2014-2018 where he coached WNBA All-Stars Skylar Diggins and Liz Cambage.

Williams launched his coaching career in 1983 as an assistant coach at USC where he coached standouts Cynthia Cooper, Pamela McGee,

Cheryl Miller, Lisa Leslie and Tina Thompson. Williams helped lead the Trojans to back-to-back NCAA titles in 1983 and 1984 before serving

as head coach from 1995-1997.

In addition to his time in Dallas, Williams previously served as head coach of the Utah Starzz from 1999-2001. Williams then spent six seasons with the Atlanta Dream, winning three WNBA Eastern Conference Championships. Williams took over Atlanta's head coach in 2012 and led the Dream to the WNBA finals in 2013.

Williams played for Boise State men's basketball program from 1976-1979 and averaged 12.0 points and 5.8 assists in his final season. The All-Big Sky Conference point guard played briefly in the NBA for the Utah Jazz before transitioning to a role on the sidelines. He also served as an advance scout for the Washington Mystics, Utah Jazz, Seattle SuperSonics and Sacramento Kings.

Off the court, Williams is an avid musician who produces jazz music under the name "Freddy Bass Williams." He has released two jazz albums titled "Game Time" and "My Gift to You." Williams is originally from Inglewood, California, but currently resides in Irving, Texas with his wife Bo and their five children.

Assistant Coach Latricia Trammell



Latricia Trammell was named assistant coach of the Los Angeles Sparks on Jan. 22, 2019. Trammell most recently served as an assistant coach for the San Antonio Stars in 2017 where she worked with the first overall pick Kelsey Plum.

Trammell also served as head coach at Oklahoma State University, producing an 85-10 record with the Stars. She led the team to back-to-back NAIA Division I women's basketball

national championships in 2014 and 2015, which earned her National Coach of the Year honors in those two years.

After her two titles at OCU, Trammell transitioned to Division I basketball and became an assistant coach for Georgia State from 2015-2017 before transitioning to the WNBA. Trammell holds a 255-131 overall high school and college coaching record in her 24 years on the sidelines.

The Oklahoma native debuted as a head coach when she took over the job at Western State (Colo.) University. Trammell spent five seasons with the Mountaineers and built Western State to be a top contender in the Rocky Mountain Athletic Conference. Trammell's team notched a 105-76 record and made five consecutive RMAC Shootout appearances, catapulting her to become the third winningest coach in program history.

Trammell formally served on the WBCA National Convention Advisory Board and on the voting committee for USA Today/ESPN D-II Top 25. The Seminole, Oklahoma native is also a frequent basketball clinician and was a former player for both Seminole State College and East Central Oklahoma.

Player Development Coach Jamal "Dash" Lovell



The Los Angeles Sparks named Jamal "Dash" Lovell their player development assistant coach on March 4, 2019. Lovell is a professional basketball skills trainer bringing over 11 years of experience working with NBA, WNBA and NCAA athletes, including Candace Parker, Paul George and Dwyane Wade.

Lovell is currently involved with high-profile training clinics in Los Angeles, New York and Miami. In total, Lovell has helped 22 players play NCAA Division I basketball and has worked with over 30 NBA and WNBA players. Lovell, who's known for his training brand Dash-Letetics, believes that aggressiveness, balance and footwork are the key components for success on the court.

#0	ALANA BEARD	GUARD/FORWARD	5-11	5/14/84	DUKE	13TH SEASON
----	-------------	---------------	------	---------	------	-------------

2019 Regular Season Averages:

G-GS	PPG	RPG	APG	SPG	BPG	MPG	FG%	3FG%	FT%
1-1	5.0	3.0	4.0	0	0	20.0	50.0	0	50.0

	2019 Season Highs	Career Highs	Playoff Career Highs
PTS	5	33, at PHX 6/4/08	22, at CT 9/29/04
REB	3	10, Twice	9, at PHX 9/21/13 (Twice)
AST	4	10, at SA 6/28/12	7, vs MIN 10/14/16 (Twice)
STL	0	7 vs. LA, 5/21/06	4, vs MIN 9/20/15 (Twice)
BLK	0	4, Twice	4, at CT 9/29/04
FGM	2	13, vs. SEA 7/23/06	9, at CT 9/29/04
3FGM	0	6, at ATL 6/3/08	1, vs. MIN 10/14/16 (6 times)
FTM	1	11, Twice	7, at CT 9/27/04
MINS	20	48, vs. IND 6/18/05	39, at PHX 9/21/13



GAME BY GAME STATS

[illegible]

#1	ALEXIS JONES	GUARD	5-9	05/08/94	BAYLOR	3RD SEASON
----	--------------	-------	-----	----------	--------	------------

2019 Regular Season Averages:

G-GS	PPG	RPG	APG	SPG	BPG	MPG	FG%	3FG%	FT%
2-1	1.0	2.0	4.0	0	0.5	15.0	9.1	0	0

	2019 Season Highs	Career Highs	Playoff Career Highs
PTS	2	11, two times	22, at CT 9/29/04
REB	2	4, vs. IND 8/30/17	9, at PHX 9/21/13 (Twice)
AST	4	5, vs. CHI 9/1/17	7, vs MIN 10/14/16 (Twice)
STL	0	3 vs. IND, 8/18/17	4, vs MIN 9/20/15 (Twice)
BLK	1	1, two times	4, at CT 9/29/04
FGM	1	4, six times	9, at CT 9/29/04
3FGM	0	3, two times	1, vs. MIN 10/14/16 (6 times)
FTM	0	2, two times	7, at CT 9/27/04
MINS	16	28, vs. LA 6/3/18	39, at PHX 9/21/13



GAME BY GAME STATS

[illegible]

#2	RIQUNA WILLIAMS	GUARD	5-7	05/28/90	MIAMI (FLA.)	6TH SEASON
----	-----------------	-------	-----	----------	--------------	------------

2019 Regular Season Averages:

G-GS	PPG	RPG	APG	SPG	BPG	MPG	FG%	3FG%	FT%
2-0	5.5	1.5	0	0.5	0	18.5	25.0	33.3	75

	2019 Season Highs	Career Highs	Playoff Career Highs
PTS	7	51, vs. SA 9/8/13	7, at MIN 10/4/17
REB	2	9, vs. SEA 9/12/13	2, at PHO 9/17/15
AST	0	6 (3 Times)	1, vs. MIN 9/29/17 (Twice)
STL	1	5 (3 Times)	1, vs. MIN 9/29/17 (3 Times)
BLK	0	2 (4 Times)	--
FGM	2	17, SA 9/8/13	2, at MIN 10/4/17
3FGM	1	8, vs. SA 9/8/13	1, at MIN 10/4/17 (3 Times)
FTM	2	18, at ATL 7/7/15	2, at MIN 10/4/17
MINS	19	39, PHO 8/4/15	16, at PHO 9/17/15



GAME BY GAME STATS


[illegible]

#3	CANDACE PARKER	FORWARD/CENTER	6-4	4/19/86	TENNESSEE	11TH SEASON
----	----------------	----------------	-----	---------	-----------	-------------

2018 Regular Season Averages:

[illegible]

	2019 Season Highs	Career Highs	Playoff Career Highs
PTS	-	40, vs HOU 7/9/08	33, vs. MIN 10/7/12
REB	-	20, at SA 6/1/13	18, at PHO 9/25/09
AST	-	11, at WAS 6/15 /18	11, at PHO 9/17/17
STL	-	8, vs IND 8/18/15	5, vs. MIN 9/29/17
BLK	-	9, vs TUL 6/20/12	4, at MIN 10/4/17 (5 Times)
FGM	-	14, vs SEA 7/25/13	14, vs. MIN 10/7/12
3FGM	-	5, Twice	3, at CHI 10/4/16 (4 Times)
FTM	-	14 vs. SEA 7/25/13	15, at CHI 10/4/16
MINS	-	48, Twice	40, at MIN 9/22/15 (4 Times)



GAME BY GAME STATS

[illegible]

#5	MARINA MABREY	GUARD	5-11	11/14/96	NOTRE DAME	R-SEASON
----	---------------	-------	------	----------	------------	----------

2019 Regular Season Averages:

G-GS	PPG	RPG	APG	SPG	BPG	MPG	FG%	3FG%	FT%
2-0	4.5	2.0	0	1.0	0	12.5	.50	75.0	0

	2019 Season Highs	Career Highs	Playoff Career Highs
PTS	6	6, @LV (5/26/19)	–
REB	3	3, @LV (5/26/19)	–
AST	0	--	–
STL	2	2, @LV (5/26/19)	–
BLK	0	–	–
FGM	2	2, @LV (5/26/19)	–
3FGM	2	2, @LV (5/26/19)	–
FTM	0	–	–
MINs	20	20, @LV (5/26/19)	–



GAME BY GAME STATS


[illegible]

#7	MARIA VADEEVA	FORWARD/CENTER	6-4	6/16/98	RUSSIA	2ND SEASON
----	---------------	----------------	-----	---------	--------	------------

2019 Regular Season Averages:

G-GS	PPG	RPG	APG	SPG	BPG	MPG	FG%	3FG%	FT%
1-1	24.0	5.0	1.0	2.0	3.0	24.0	.55	50.0	0

	2019 Season Highs	Career Highs	Playoff Career Highs
PTS	24	24, at LV 5/26/19	--
REB	5	7, at LV 6/29/18	--
AST	1	2, vs. DAL 6/26/18	--
STL	2	2, @ DAL 6/22/18	--
BLK	3	3, vs. DAL 6/26/18	--
FGM	11	3, 3 times	--
3FGM	2	1, 2 times	--
FTM	0	3, at LV 6/29/18	--
MINs	24	13, @ DAL 6/22/18	--



GAME BY GAME STATS


[illegible]

#10	TIERRA RUFFIN-PRATT	GUARD/FORWARD	5-11	04/11/91	NORTH CAROLINA	6TH SEASON
-----	---------------------	---------------	------	----------	----------------	------------

2019 Regular Season Averages:

G-GS	PPG	RPG	APG	SPG	BPG	MPG	FG%	3FG%	FT%
2-1	2.5	2.0	3.0	1.0	.5	21.0	33.3	50.0	0

	2019 Season Highs	Career Highs	Playoff Career Highs
PTS	5	20, vs. LA 6/23/15	17, vs. NY 9/22/15
REB	3	12, vs. SEA 6/27/17	9, vs. NY 9/10/17
AST	3	6, six times	4, vs. NY 9/10/17
STL	1	4, vs. SAN 7/25/17	4, vs. NY 9/22/15
BLK	1	3, vs. CT 8/9/15	1, NY 9/22/15
FGM	2	14, two times	6, vs. NY 9/22/15
3FGM	1	4, vs. NY 9/13/16	2, vs. SEA 9/12/18
FTM	0	9, vs. SAN 8/28/16	6, vs. MIN 9/12/17
MINS	22	40, vs. SEA 5/26/16	29, vs. NY 9/22/15



GAME BY GAME STATS


[illegible]

#12	CHELSEA GRAY	GUARD	5-11	10/8/92	DUKE	4TH SEASON
-----	--------------	-------	------	---------	------	------------

2019 Regular Season Averages:

G-GS	PPG	RPG	APG	SPG	BPG	MPG	FG%	3FG%	FT%
2-2	12.0	3.0	4.0	1.0	1.0	29.0	33.3	0	88.9

	2019 Season Highs	Career Highs	Playoff Career Highs
PTS	16	25, vs ATL 5/27	27, at MIN 9/24/17
REB	4	9, at CHI 8/30/15	6, vs. PHO 9/14/17
AST	4	11, vs NY 6/24/18	9, vs. MIN 10/1/17
STL	5	3, Twice	3, at MIN 10/4/17 (Twice)
BLK	1	3, at Chi 6/17/18	2, vs. MIN 9/29/17
FGM	2	9, Twice	10, at MIN 9/24/17
3FGM	0	4, Twice	4, at MIN 9/24/17 (Twice)
FTM	6	6, vs MIN 9/6/16	6, at MIN 10/9/16
MINS	34	36, 3 times	38, vs. PHO 9/14/17



GAME BY GAME STATS

[illegible]

#13	CHINEY OGWUMIKE	FORWARD/CENTER	6-4	03/22/92	STANFORD	3RD SEASON
-----	-----------------	----------------	-----	----------	----------	------------

2019 Regular Season Averages:

G-GS	PPG	RPG	APG	SPG	BPG	MPG	FG%	3FG%	FT%
2-1	11.0	6.5	1.0	1.5	0.5	26.0	38.1	0	100.0

	2019 Season Highs	Career Highs	Playoff Career Highs
PTS	20	30, vs. SEA 6/15/18	2, vs. PHX 8/23/18
REB	7	17, vs. NY 6/29/14	3, vs. PHX 8/23/18
AST	2	3, four times	1, vs. PHX 8/23/18
STL	2	4, two times	2, vs. PHX 8/23/18
BLK	1	7, vs. DAL 7/20/16	–
FGM	7	13, vs. SEA 6/15/18	1, vs. PHX 8/23/18
3FGM	0	1, vs. NY 6/7/18	–
FTM	6	8, vs. CHI 8/10/18	–
MINS	32	40, two times	19



GAME BY GAME STATS

[illegible]

#21	KALANI BROWN	CENTER	6-7	03/21/97	BAYLOR	R-SEASON
-----	--------------	--------	-----	----------	--------	----------

2019 Regular Season Averages:

G-GS	PPG	RPG	APG	SPG	BPG	MPG	FG%	3FG%	FT%
2-0	3.0	3.5	0.5	1.0	1.0	13.0	40.0	0	100.0

	2018 Season Highs	Career Highs	Playoff Career Highs
PTS	4	4, @LV 5/26/19	–
REB	5	5, @LV 5/26/19	–
AST	1	1, vs. CT 5/31/19	–
STL	1	1, @LV 5/26/19	–
BLK	2	2, @LV 5/26/19	–
FGM	1	1, @LV 5/26/19	–
3FGM	0	--	–
FTM	2	2, @LV 5/26/19	–
MINs	16	16, @LV 5/26/19	–



GAME BY GAME STATS


[illegible]

#22	ASHLEY WALKER	FORWARD/CENTER	6-1	2/24/87	CALIFORNIA	4TH SEASON
-----	---------------	----------------	-----	---------	------------	------------

2019 Regular Season Averages:

[illegible]

	2019 Season Highs	Career Highs	Playoff Career Highs
PTS	-	38 vs. ATL 6/30/16	27, vs. CHI 9/28/16
REB	-	20, at IND 7/12/12	14, vs. PHO 9/19/13
AST	-	8, Twice	6, vs. CHI 10/28/16
STL	-	6 vs. CHI 6/1/14	4, at CHI 10/4/16
BLK	-	5 vs. ATL 6/30/16	3, at CHI 10/4/16
FGM	-	13 vs. ATL 6/30/16	11, vs. LA 9/28/16
3FGM	-	3 vs SEA 5/13/17	2, vs. MIN 10/14/16
FTM	-	14 vs. WAS, 9/3/15	7, vs. PHO 9/23/13
MINS	-	42 Twice	38, at MIN 9/18/15



GAME BY GAME STATS

[illegible]

#24	SYDNEY WIESE	GUARD	6-0	6/16/95	OREGON STATE	2ND SEASON
-----	--------------	-------	-----	---------	--------------	------------

2019 Regular Season Averages:

G-GS	PPG	RPG	APG	SPG	BPG	MPG	FG%	3FG%	FT%
2-1	1.5	2.0	0	0.5	0.5	16.0	20.0	25.0	0

	2019 Season Highs	Career Highs	Playoff Career Highs
PTS	3	22 vs WAS 5/19/17	--
REB	4	4 vs. CT 5/31/19	--
AST	0	1, 3 times	--
STL	1	1, 3 times	--
BLK	1	1, 2 times	--
FGM	1	8 vs WAS 5/19/17	--
3FGM	1	6 vs WAS 5/19/17	--
FTM	0	3, vs. NY 8/4/17	--
MINS	30	30 vs CT 5/31/19	1, vs. PHO 5/19/17



GAME BY GAME STATS

[illegible]

#30	NNEKA OGWUMIKE	FORWARD	6-2	7/2/90	STANFORD	7TH SEASON
-----	----------------	---------	-----	--------	----------	------------

2019 Regular Season Averages:

G-GS	PPG	RPG	APG	SPG	BPG	MPG	FG%	3FG%	FT%
2-2	18	13.0	1.0	0	0.5	26.5	42.0	40.0	66.7

	2019 Season Highs	Career Highs	Playoff Career Highs
PTS	19	38 vs. ATL 6/30/16	27, vs. CHI 9/28/16
REB	15	20, at IND 7/12/12	14, vs. PHO 9/19/13
AST	1	8, Twice	6, vs. CHI 10/28/16
STL	0	6 vs. CHI 6/1/14	4, at CHI 10/4/16
BLK	1	5 vs. ATL 6/30/16	3, at CHI 10/4/16
FGM	8	13 vs. ATL 6/30/16	11, vs. LA 9/28/16
3FGM	2	3 vs SEA 5/13/17	2, vs. MIN 10/14/16
FTM	3	14 vs. WAS, 9/3/15	7, vs. PHO 9/23/13
MINS	33	42 Twice	38, at MIN 9/18/15



GAME BY GAME STATS

[illegible]