

LOS ANGELES SPARKS 2019 GAME NOTES



Los Angeles Sparks (5-6) vs. Chicago Sky (6-5)

June 30, 2019

Staples Center | 2:00 pm (PT) | League Pass, Spectrum SportsNet



PRESEASON SCHEDULE

Date	Opponent	Time/Result	Record
5/11	at Phoenix*	L, 75-82	N/A
5/17	SEATTLE*	W, 92-85	N/A

REGULAR SEASON SCHEDULE

Date	Opponent	Time/Result	Record
5/26	at Las Vegas	L, 70-83	0-1
5/31	CONNECTICUT	W, 77-70	1-1
6/4	at New York	W, 78-73	2-1
6/6	at Connecticut	L, 89-77	2-2
6/8	at Minnesota	W, 89-85	3-2
6/14	at Phoenix	W, 85-68	4-2
6/15	NEW YORK	L, 92-98	4-3
6/18	WASHINGTON	L, 81-52	4-4
6/21	at Seattle	L, 84-62	4-5
6/23	at Phoenix	L, 82-72	4-6
6/27	LAS VEGAS	W, 86-74	5-6
6/30	CHICAGO	2:00 p.m.	
7/7	WASHINGTON	2:00 p.m.	
7/9	at Dallas	10:00 a.m.	
7/12	at Indiana	4:00 p.m.	
7/14	at Atlanta	12:00 p.m.	
7/18	DALLAS	12:30 p.m.	
7/20	at New York	12:00 p.m.	
7/23	at Atlanta	4:00 p.m.	
8/1	LAS VEGAS	7:00 p.m.	
8/4	SEATTLE	2:00 p.m.	
8/8	PHOENIX	7:00 p.m.	
8/11	CHICAGO	2:00 p.m.	
8/14	at Dallas	5:00 p.m.	
8/16	at Chicago	5:00 p.m.	
8/20	MINNESOTA	7:30 p.m.	
8/22	INDIANA	7:30 p.m.	
8/25	CONNECTICUT	2:00 p.m.	
8/27	at Washington	4:00 p.m.	
8/29	at Indiana	4:00 p.m.	
8/31	at Las Vegas	7:30 p.m.	
9/3	ATLANTA	7:30 p.m.	
9/5	SEATTLE	7:30 p.m.	
9/8	MINNESOTA	1:00 p.m.	

* = Preseason

All times listed are Pacific Time

CONTACT INFORMATION

Eli Horowitz

Director, Public Relations and Communications
ehorowitz@la-sparks.com
(847) 644-9932

Natalie Gilmore

Coordinator, Public Relations and Communications
ngilmore@la-sparks.com
(661) 714-8051



@LA_Sparks



@LA_Sparks



Los Angeles Sparks

SPARKS ALL STARS

G	12	CHELSEA GRAY						5'11"		170 LBS					
GP/GS	11/11	PPG	14.3	RPG	3.3	APG	4.8	SPG	0.8	FG%	41.4	3FG%	34.2	MPG	29.6

Gray recorded her 500th career assist and scored a career-high 29 points against the Liberty on June 4. Gray also logged a 21-point performance to help the Sparks defeat the Minnesota Lynx on June 8, eclipsing the 1500-point career milestone. Most recently, Gray scored 18 points to help the Sparks beat the Aces on June 27. The two-time All-Star passed Tina Thompson to enter the top-10 in Sparks scoring history on June 18.

F/C	13	CHINEY OGWUMIKE						6'4"		173 LBS					
GP/GS	11/8	PPG	12.0	RPG	7.2	APG	1.0	SPG	1.1	FG%	48.7	3FG%	0.0	MPG	27.4

Ogwumike joined the Sparks in 2019 following her offseason trade from the Sun and put up 20 points in the teams' first head-to-head meeting on May 31. The former Rookie of the Year followed that performance with her first double-double of the season in a win over the Liberty on June 4. Coming off the bench on June 23, Ogumike scored 12 points and grabbed five rebounds.

F	3	CANDACE PARKER					6'4"	175 LBS		
GP/GS	4/4	PPG 8.8	RPG 7.3	APG 2.8	SPG 1.5	FG% 27.5	3FG% 33.7	MIN 27		

The 2008 and 2013 MVP made her 2019 season debut on June 18th against the Mystics and recorded her first double-double in the 2019 season against the Mercury on June 23. Parker pushed past Swin Cash to earn 17th in All-Time Scoring with 5,123 career points on June 23. On June 27, Parker scored a season high 18 points to help the Sparks top the Aces. In the process, she recorded her 400th career steal.

G/F		0		ALANA BEARD				5'11"		160 LBS					
GP/GS	4/3	PPG	3.8	RPG	2.5	APG	2.8	SPG	1.2	FG%	33.3	3FG%	0.0	MPG	19.7

Beard notched five points and dished out four assists against the Las Vegas Aces in the first game of the 2019 season. She was out for injury the following seven games of the season before returning to the starting lineup on June 21. She leads all active WNBA players in career steals and passed the 700 career steals milestone on June 27 against the Aces to become only the third player to do so behind Tamika Catchings (1074) and Ticha Penicheiro (764).

F	30	NNEKA OGWUMIKE					6'2"	174 LBS							
GP/GS	10/10	PPG	14.0	RPG	9.5	APG	1.6	SPG	1.3	FG%	38.5	3FG%	40.9	MPG	28.2

The five-time WNBA All-Star, 2016 WNBA MVP and former Rookie of the Year notched her third double-double of the season, registering 21 points and 10 rebounds against Connecticut on June 6. Ogumike's 9.5 rebounds per game currently ranks third in the league. Ogumike recorded three double-doubles in the first eight games of the season and tacked on another vs. the Mercury on June 23 with 11 points and 13 rebounds.

PLAYER UPDATES

NUM.	PLAYER	POS.	REASON
7	Maria Vadeeva	F/C	Overseas
1	Alexis Jones	G	Right Knee

WHERE DID YOU COME FROM?

NUM.	PLAYER	HOW ACQUIRED
0	Alana Beard	Free agent (2012)
1	Alexis Jones	Trade (2019)
2	Riquna Williams	Trade (2016)
3	Candace Parker	Draft (2008)
5	Marina Mabrey	Draft (2019)
7	Maria Vadeeva	Draft (2018)
10	Tierra Ruffin-Pratt	Free agent (2019)
12	Chelsea Gray	Trade (2016)
13	Chiney Ogumike	Trade (2019)
21	Kalani Brown	Draft (2019)
24	Sydney Wiese	Draft (2017)
30	Nneka Ogumike	Draft (2012)

MILESTONE WATCH

PLAYER	MILESTONE (CURRENT)
Candace Parker	5500 points (5148) 1200 assists (1165) 3000 rebounds (2577) 550 blocks (503)
Alana Beard	5000 points (4703) 1100 assists (1049) 250 blocks (217) 800 steals (703)
Nneka Ogumike	4000 points (3705) 2000 rebounds (1747)
Chiney Ogumike	1500 points (1475) 1000 rebounds (791)
Chelsea Gray	2000 points (1594) 600 assists (542)

PRONOUNCIATION

PLAYER/COACH	PRONOUNCIATION
Alana Beard	ah-LAY-nah
Kalani Brown	kuh-lah-NEE
Chiney Ogumike	shih-NAY Oh-gwoo-MIH-kay
Nneka Ogumike	NEH-kuh Oh-gwoo-MIH-kay
Tierra Ruffin-Pratt	Tee-air-rah
Maria Vadeeva	Vuh-DEE-vuh
Sydney Wiese	WEECE (rhymes with REESE)
Riquna Williams	rih-QUAHN-uh

COACHING STAFF

NAME	ROLE
Derek Fisher	Head Coach
Latricia Trammell	Assistant Coach
Fred Williams	Assistant Coach
Jamal "Dash" Lovell	Player Development Coach
Courtney Watson	Athletic Trainer
Kelly Dormandy	Strength and Conditioning Coach
Rachel Schrote	Video Coordinator

SPARKS HOST SKY

The Los Angeles Sparks look to start a winning streak when they host the Chicago Sky on Sunday June 30 at 2 p.m. PT. After getting a signature win against the first-place Connecticut Sun on June 23, the Sky have dropped two in a row. This will be former Spark Jantel Lavender's first return to Staples Center since the center was traded during training camp. The Sky are led by a backcourt tandem of Courtney Vandersloot and Allie Quigley along with second year phenom Diamond DeShields. Vandersloot currently leads the WNBA with 7.7 assists per game.

The game is also Mental Health Awareness Day which features pre-game meditation, yoga and a health and wellness panel open to the media.

SCHOOL OF FISHER

The Los Angeles Sparks named Derek Fisher as its new head coach during the offseason on December 5, 2018. Fisher won five titles in 18 NBA seasons with the Los Angeles Lakers, and played alongside Kobe Bryant and Shaquille O'Neal en route to three consecutive titles from 2000 to 2002. Fisher began his coaching career as the head coach of the New York Knicks during the 2015-2016 season. The Sparks' 12th head coach hopes to translate his championship experience to the Sparks as he enters his first season in the league for the 2019 WNBA season.

NEW FACES

In addition to bringing in head coach Derek Fisher, the Los Angeles Sparks also made some roster changes as well. The Sparks took center Kalani Brown as the seventh overall pick and guard Marina Mabrey as the 19th overall pick in the 2019 WNBA Draft. Following the draft, Los Angeles acquired guard Alexis Jones from the Minnesota Lynx in exchange for guard Odyssey Sims, before trading a first-round pick to the Connecticut Sun in exchange for two-time All-Star forward/center Chiney Ogumike. Before the draft, the Sparks signed free agent guard Tierra Ruffin-Pratt, who played six seasons with the Washington Mystics and helped them reach the 2018 WNBA Finals.

IT ALL STARTS UP FRONT

Already with a deep frontcourt in forwards Candace Parker, Nneka Ogumike, and Maria Vadeeva last season, the Sparks will add forward/center Chiney Ogumike and center Kalani Brown to the rotation. The three were vital to the Sparks posting the WNBA's fifth best field goal percentage of 45.2 during Los Angeles' 2018 year campaign. Ogumike averaged 14.4 points and 7.5 rebounds per game in Connecticut, shooting a career-high 60.3 percent from the field. Brown – who helped Baylor win the 2019 NCAA Championship – averaged 15.6 points and 8.1 rebounds per game during her senior season.

KALANI BROWN AKA 'THE BABY ENFORCER'

Kalani Brown, AKA 'The Baby Enforcer', scored a career high 12 points against the Las Vegas Aces on June 27. The rookie held up defensively against the All-Star frontcourt of A'ja Wilson and Liz Cambage and was able to get consistent deep post position to put herself in position to score inside. Brown brings an element the Sparks need with her size at 6'7" and continues to improve each game.

GRAY SCALE

The Sparks announced the resigning of guard Chelsea Gray on April 30. In 2018, Gray evolved into one of the best point guards in the league, averaging new career-highs in points (14.9), assists (5.1), rebounds (3.4) and steals (1.4) in her second season as a full time starter. In her fourth season in the league, Gray earned her second consecutive WNBA All-Star honors after having a breakout season in 2017. She opened last season with a game-winning buzzer-beater to give the Sparks a 77-76 win over the Minnesota Lynx. Gray recorded her 500th career assist and scored a career high 29 points in the third game of 2019 at New York. The point guard also achieved her 1500 career points milestone on June 8 at Minnesota.

2019 LOS ANGELES SPARKS ROSTER

NUM.	PLAYER	POS.	HT.	YRS OF EXP.	DOB	COLLEGE
0	Alana Beard	G/F	5'11"	13	05/14/82	Duke
1	Alexis Jones	G	5'9"	2	05/08/94	Baylor
2	Riquna Williams	G	5'7"	6	05/28/90	Miami (Fla.)
3	Candace Parker	F/C	6'4"	11	04/19/86	Tennessee
5	Marina Mabrey	G	5'11"	R	11/14/96	Notre Dame
7	Maria Vadeeva*	F/C	6'4"	1	07/16/98	Russia
10	Tierra Ruffin-Pratt	G/F	5'11"	6	04/11/91	North Carolina
12	Chelsea Gray	G	5'11"	4	10/08/92	Duke
13	Chiney Ogumike	F/C	6'4"	3	03/22/92	Stanford
21	Kalani Brown	C	6'7"	R	03/21/97	Baylor
24	Sydney Wiese	G	6'0"	2	06/16/95	Oregon State
30	Nneka Ogumike	F	6'2"	7	07/02/90	Stanford

*will return after overseas commitments

2019 LA SPARKS ROSTER



ALANA BEARD
 Position: G/F
 Height: 5'11"
 DOB: 5/14/82
 College: Duke



ALEXIS JONES
 Position: G
 Height: 5'9"
 DOB: 5/8/94
 College: Baylor



RIQUANA WILLIAMS
 Position: G
 Height: 5'7"
 DOB: 5/28/90
 College: Miami



CANDACE PARKER
 Position: F/C
 Height: 6'4"
 DOB: 4/19/86
 College: Tennessee



MARINA MABREY
 Position: G
 Height: 5'11"
 DOB: 9/14/96
 College: Notre Dame



MARIA VADEEVA
 Position: F/C
 Height: 6'4"
 DOB: 7/16/98
 College: Russia



TIERRA RUFFIN-PRATT
 Position: G/F
 Height: 5'11"
 DOB: 4/11/91
 College: North Carolina



CHELSEA GRAY
 Position: G
 Height: 5'11"
 DOB: 10/8/92
 College: Duke



CHINEY OGUMIKE
 Position: F/C
 Height: 6'4"
 DOB: 3/22/92
 College: Stanford



KALANI BROWN
 Position: C
 Height: 6'7"
 DOB: 3/21/97
 College: Baylor



SYDNEY WIESE
 Position: G
 Height: 6'0"
 DOB: 6/16/95
 College: Oregon State




NNEKA OGUMIKE
 Position: F
 Height: 6'2"
 DOB: 7/2/90
 College: Stanford

COACHING STAFF



DEREK FISHER
 HEAD COACH



FRED WILLIAMS
 ASSISTANT COACH



LATRICA TRAMMELL
 ASSISTANT COACH



COURTNEY WATSON
 DIRECTOR OF
 SPORTS MEDICINE/
 HEAD ATHLETIC
 TRAINER



KELLY DORMANDY
 STRENGTH &
 CONDITIONING
 COACH



JAMAL LOVELL
 PLAYER
 DEVELOPEMENT
 COACH

CHICAGO SKY

PREVIEW: The Los Angeles Sparks will look to build momentum off of Thursday night's victory against the Las Vegas Aces, as the Chicago Sky come to Staples Center to take on the Sparks. The Sparks are looking to move to 6-6 to close out the month of June and improve their home record to 3-2.

Chicago comes in with a 6-5 record, good for third place in the WNBA standings. The Sky are led by a trio of guards in Diamond DeShields, Courtney Vandersloot, and Allie Quigley. The three are the backbone of the Sky's scoring, combining for 36.7 points per game as well as 12.7 assists per game. Vandersloot currently leads the WNBA in assists per game with a staggering 7.7. The next closest in the WNBA is New York Liberty guard Brittany Boyd, who averages 6.1 assists per game.

As a team, the Sky are well balanced. They are the only team in the WNBA to rank in the top five in points, rebounds, assists, field goal percentage and 3-pointers per game. Chicago ranks third in assists per game (20.1) and second in field goal percentage (44.6).

Los Angeles is coming off of an impressive home victory against the Las Vegas Aces, to bring a halt to a four-game losing streak. The Sparks were the benefactor of a well-rounded scoring game behind 18-point performances from Chelsea Gray, Candace Parker and Riquna Williams. Parker's 18 points were her most in a game since the last game of the 2018 WNBA regular season, where she tallied 20 points against the Connecticut Sun.

The game against Las Vegas also marked an early career night for rookie center Kalani Brown, who set her career high in points, free throws made, and minutes played. Her career high coming into the game was six points, a mark that she tied in the first half alone. She was able to use her stellar post play to score four times in the key against Vegas' all-star center Liz Cambage.

Chicago made numerous offseason moves by way of the WNBA Draft as well as via trade. The Sky were given the fourth overall selection in the 2019 WNBA Draft, where the team selected Connecticut guard Katie Lou Samuelson. Samuelson, sister of former Sparks guard Karlie Samuelson, is a NCAA Women's Basketball champion and averaged 17.4 points in her third year in the program. In addition to Samuelson being drafted, the Sky also acquired forward Jantel Lavender from the Los Angeles Sparks in a trade right before the 2019 season began. Lavender is in her ninth campaign in the WNBA after spending eight seasons with the Sparks, winning the 2016 WNBA Championship with Los Angeles. Lavender currently averages 7.7 points per game and 6.7 rebounds per game in her first 10 games with the Sky.

The Sparks and Sky faced off three times last season, where the Sparks won all three contests. The Sparks are currently on a four game winning streak against the Sky, dating back to 2017, and are 5-1 against Chicago over the last two years. In their last meeting Candace Parker recorded a double-double with 23 points and 12 rebounds en route to a 93-76 victory in Chicago.

HEAD COACH: James Wade, 1st season

PROBABLE STARTERS:

C Stephanie Dolson

C Jantel Lavender

G Allie Quigley

G Courtney Vandersloot

G Diamond DeShields



SPARKS MOST RECENT GAME (6/27/19)

	1	2	3	4	OT	FINAL
LA	17	23	26	20	—	86
LV	18	16	19	21	—	74

Biggest Lead: LA: 19 | LV: 5

Lead Changes: 3 | Times Tied: 0

Points: LA: Parker, Gray, Williams 18

LV: Cambage 18

Rebounds: LA: C. Ogwumike 10

LV: Hamby 10

Assists: LA: Gray 6

LV: Young 9

SPARKS' LAST GAME AGAINST SKY (7/22/18)

	1	2	3	4	OT	FINAL
LA	20	20	31	22	—	93
CHI	22	16	21	17	—	76

Biggest Lead: LA: 18 | CHI: 7

Lead Changes: 4 | Times Tied: 4

Points: LA: Parker 23, CHI: Dolson 20

Rebounds: LA: Parker 12,

CHI: DeShields 6

Assists: LA: Gray 9 CHI: Vandersloot 10

Chicago MOST RECENT GAME (6/26/19)

	1	2	3	4	OT	FINAL
WAS	26	24	16	15	—	81
CHI	23	22	11	18	—	74

Biggest Lead: WAS: 10 | CHI: 2

Lead Changes: 3 | Times Tied: 4

Points: WAS: Delle Donne 22

CHI: Quigley 21

Rebounds: WAS: Delle Donne 7

CHI: DeShields 9

Assists: WAS: Cloud 5

CHI: Vandersloot 8

LAS VEGAS ACES

Recap: LOS ANGELES--The Sparks entered today's game riding a four-game losing streak, but were able to bounce back, defeating the Las Vegas Aces 86-74. With the victory tonight, the Sparks snapped their longest losing streak since the 2015 season, where they dropped seven in a row. The win improves the Sparks record to 5-6 while the Aces fell to 6-5.

The Sparks came into tonight's game looking to right the ship after losing four-straight, including two at home against the New York Liberty and Washington Mystics. Los Angeles was averaging 69.5 points over the last four games, while opponents were averaging 86.3. The Sparks 86 points were their most points in a game since June 15th against the New York Liberty.

Los Angeles had a balanced scoring attack in tonight's contest with four Sparks players scoring in double digits. Guards Riquna Williams and Chelsea Gray each had 18 points respectively, with Gray scoring 10 points in the first half. Williams had nine points in the fourth quarter. Gray, who was averaging 13.9 points coming into tonight's game, shot 47.1% en route to her 18-point outburst.

Candace Parker also scored 18 points in the game, which marked her season high in points. The second half was the Riquna Williams show, where she scored 14 of her 18 points. Williams shot 50% from behind the arc, while playing the most on the Sparks roster, totaling nearly 36 minutes of game time. Her 18 points is her most since her 25-point performance in Minnesota against the Lynx on June 8th.

A combination of stellar Sparks defense and poor shooting from the field saw the Aces, the secondbest scoring team in the WNBA, only score 74 on the night. Leading scorers for the Aces were Liz Cambage and A'ja Wilson, who combined for 31 points. The Sparks registered eight offensive rebounds tonight and Chiney Ogwumike led all Sparks players with 10 rebounds. The Sparks totaled 31 defensive rebounds, a season high for the team. The scoring began with five quick Las Vegas points, before Chelsea Gray lofted a pass over the 6'8" Cambage to find Chiney Ogwumike for a contested left-handed layup. Rookie Kalani Brown scored four points in the first quarter, including a cutting layup off of a Gray bounce pass. Gray got in on the scoring action, hitting a fadeaway jumper with 12 seconds left in the first quarter, giving Los Angeles its first lead of the game, before watching the lead vanish after a Carolyn Swords jump shot as time expired.

The second quarter got started with a Gray and-one layup, followed by a Candace Parker right handed layup that got the crowd on their feet. Los Angeles went on a 17-8 scoring run, including a 9-0 stretch in the middle of the quarter. Defense was a key factor to start the second quarter, as reigning Defensive Player of the Year Alana Beard recorded two steals in the first two and a half minutes of the quarter. Brown continued her powerful post play, scoring a layup as time expired in the second quarter, to give the Sparks a six-point lead into halftime.

The Sparks picked up right where they left off, with Tierra Ruffin-Pratt hitting two three pointers, one from the corner for her first points of the game. With the two 3-pointers in the third quarter, Ruffin-Pratt continued her hot 3-point shooting. She is now 5-for-6 from behind the arc over the last two games. The quarter ended with yet another buzzer beating shot, this time Williams was the benefactor beating the Aces down the court and hitting a contested jumper to extended the Sparks' lead to 13. Williams started off the fourth quarter with a fast-break three pointer, her first of the day. The dynamic rookie duo of Brown and Marina Mabrey connected on bounce pass from Brown which resulted in a layup for Mabrey. The lead ballooned to 18 points midway through the fourth quarter. Williams hit two clutch shots during crunch time, only before Parker knocked down a 3-pointer with one minute remaining to ice the game. The game was not only a step in the right direction for the Sparks, but also a milestone and careerhigh riddled game. Sparks veterans Beard and Parker moved up the all-time leaderboards tonight, while Kalani Brown achieved her career high in points and total free throws made.

With the first steal of the second quarter, Beard became the third player in WNBA history to hit 700 career assists, joining Tamika Catchings and Ticha Penicheiro as the only women in the league's history to achieve the milestone.

Joining Beard in milestones was forward Candace Parker, who became the third Sparks player to register 400 steals in a Sparks uniform, joining Sparks greats Lisa Leslie and Delisha Milton-Jones as the only members of the Sparks to eclipse the 400 steals mark. Parker also passed Milton-Jones in total rebounds for the Sparks, putting her 9th all-time. In addition to Beard and Parker's stellar defensive play, the night also marked a career-high in points for Brown, who scored 12 points in tonight's matchup, having tied her career-high in points of six in the first half alone. Her dominant post game, which was on display tonight against an MVP-caliber opponent in Cambage, is one of the biggest reasons why the Sparks used the seventh overall in April's draft to select the All-American out of Baylor.

The Sparks look to build momentum off this victory, looking to go 3-2 at home to begin the season.



SPARKS MOST RECENT GAME vs. LAS VEGAS

(6/27/19)

	1	2	3	4	OT	FINAL
LA	17	23	26	20	—	86
LV	18	16	19	21	—	74

Biggest Lead: LA: 19 | LV: 5

Lead Changes: 3 | Times Tied: 0

Points: LA: Parker, Gray, Williams 18

LV: Cambage 18

Rebounds: LA: C. Ogwumike 10

LV: Hamby 10

Assists: LA: Gray 6

2019 TEAM BOX SCORE

DATE	OPPONENT	MIN	FG-A	PCT	3PM-A	PCT	FTM-A	PCT	OFF	DEF	TOT	AST	STL	BLK	TO	PF	PTS
5/26	@LV	200:0	28 - 77	36.4	5 - 13	38.5	9 - 13	69.2	10	30	40	17	9	8	14	22	70
5/31	CT	200:0	28 - 72	38.9	6 - 20	30.0	15 - 17	88.2	9	30	39	15	6	4	10	22	77
6/4	@NY	200:0	27 - 78	34.6	8 - 21	38.1	16 - 20	80.0	13	27	40	15	9	6	12	15	78
6/6	@CT	200:0	29 - 66	43.9	8 - 25	32.0	11 - 12	91.7	7	18	25	23	13	4	21	18	77
6/8	@MIN	200:0	32 - 74	43.2	9 - 25	36.0	16 - 17	94.1	12	21	33	18	13	5	16	21	89
6/14	@PHX	200:0	34 - 66	51.5	9 - 19	47.4	8 - 9	88.9	5	25	30	19	7	4	9	21	85
6/15	NY	200:0	39 - 84	46.4	8 - 23	34.8	6 - 7	85.7	12	30	42	22	5	3	14	22	92
6/18	WASH	200:0	19 - 66	28.8	3 - 19	15.8	11 - 18	61.6	10	28	38	10	9	1	26	12	52
6/21	@SEA	200:0	23 - 61	37.7	6 - 21	28.6	10 - 12	83.3	5	24	29	13	4	4	14	15	62
6/23	@PHX	200:0	26 - 70	37.1	8 - 23	34.8	12 - 14	85.7	10	29	39	19	2	2	10	24	72
6/27	LV	200:0	32 - 75	42.7	8 - 18	44.4	14 - 15	93.3	8	31	39	17	11	6	14	13	86
6/30	CHI																
7/7	WASH																
7/9	@DAL																
7/12	@IND																
7/14	@ATL																
7/18	DAL																
7/20	@NY																
7/23	@ATL																
8/1	LV																
8/4	SEA																
8/8	PHO																
8/11	CHI																
8/14	@DAL																
8/16	@CHI																
8/20	MIN																
8/22	IND																
8/25	CT																
8/27	@WASH																
8/29	@IND																
8/31	@LV																
9/3	ATL																
9/5	SEA																
9/8	MIN																

2019 REGULAR SEASON SUPERLATIVES

LOS ANGELES SPARKS HIGHS

Points, Game.....92 @ New York 6/4
 Points, First Half.....50 @ New York 6/4
 Points, Second Half..... 47 @ Phoenix 6/14
 Points, 1Q.....23 @ Las Vegas 5/26
 Points, 2Q.....31 vs. New York 6/15
 Points, 3Q.....26 vs. Las Vegas 6/27
 Points, 4Q.....25 @ Connecticut 6/6
 Points, Overtime.....N/A

Field Goals Made.....39 vs. New York 6/15
 Field Goals Att.....84 vs. New York 6/15
 Field Goal Percentage...51.9% @ Phoenix 6/14
 3FG Made.....9 @ Minnesota 6/8, @PHX 6/14
 3FG Att..... 25 @ Connecticut 6/6, @MIN 6/8
 3FG Percentage.....47.4 % @ Phoenix 6/14
 Free Throws Made.....16 @ New York 6/4, @MIN 6/8
 Free Throws Att..... 20 @ New York 6/4
 FT Percentage.....94.1% @ Minnesota 6/8

Offensive Rebounds....13 @ New York 6/4
 Defensive Rebounds...31 vs. Las Vegas 6/27
 Total Rebounds.....42 vs. New York 6/15
 Assists.....23 @ Connecticut 6/6
 Steals.....13 @ Connecticut 6/6, @MIN 6/8
 Turnovers.....26 vs. Washington 6/18
 Blocked Shots..... 8 @ Las Vegas 5/26
 Personal Fouls.....24 @ Phoenix 6/23

OPPONENT HIGHS

Points, Game..... 98 vs. New York 6/15
 Points, First Half..... 48 vs. NY 6/15, vs. WSH 6/18
 Points, Second Half.....50 vs. New York 6/15
 Points, 1Q.....27 @ Las Vegas 5/26
 Points, 2Q.....31 vs. New York 6/15
 Points, 3Q.....27 @ Minnesota 6/8
 Points, 4Q.....26 vs. New York 6/15
 Points, Overtime.....N/A

Field Goals Made.....34 @ Connecticut 6/6
 Field Goals Att.....72 vs. Las Vegas 5/27
 Field Goal Percentage..47.1 % vs. New York 6/14
 3FG Made.....14 vs. Washington 6/18, @ SEA 6/21
 3FG Att.....28 vs. Washington 6/18
 3FG Percentage.....53.8% @ Seattle 6/21
 Free Throws Made.....23 vs. New York 6/14
 Free Throws Att.....26 @ Minnesota 6/8
 FT Percentage.....100.0% @ Phoenix 6/14

LOS ANGELES SPARKS LOWS

-Points, Game.....52 vs. Washington 6/18
 -Points, First Half.....27 vs. Washington 6/18
 -Points, Second Half.....25 vs. Washington 6/18
 -Points, 1Q.....10 vs. Washington 6/18
 -Points, 2Q.....8 @ Las Vegas 5/26
 -Points, 3Q.....10 @ Seattle 6/21
 -Points, 4Q.....14 vs. Washington 6/18
 -Points, Overtime..... N/A

-Field Goals Made.....19 vs. Washington 6/18
 -Field Goals Att..... 61 @ Seattle 6/21
 -Field Goal Percentage.....28.8% vs. Washington 6/18
 -3FG Made.....3 vs. Washington 6/18
 -3FG Att..... 13 @ Las Vegas 5/26
 -3FG Percentage.....15.8% vs. Washington 6/18
 -Free Throws Made.....6 vs. New York 6/15
 -Free Throws Att.....7 vs. New York 6/15
 -FT Percentage.....61.1% vs. Washington 6/18

-Offensive Rebounds....5 @ Phoenix 6/14, @ SEA 6/21
 -Defensive Rebounds.....18 @ Connecticut 6/6
 -Total Rebounds.....25 @ Connecticut 6/6
 -Assists.....10 vs. Washington 6/18
 -Steals.....2 @ Phoenix 6/23
 -Turnovers.....9 @ Phoenix 6/14
 -Blocked Shots.....1 vs. Washington 6/18
 -Personal Fouls.....12 vs. Washington 6/18

OPPONENT LOWS

-Points, Game.....70 vs. Connecticut 5/31
 -Points, First Half.....31 vs. Connecticut 5/31
 -Points, Second Half.....32 @ Phoenix 6/14
 -Points, 1Q.....17 vs. New York 6/14
 -Points, 2Q.....12 vs. Connecticut 5/31
 -Points, 3Q.....14 vs. CT 5/31, @PHX 6/14, vs. WSH 6/19
 -Points, 4Q.....18 @LV 5/26, @NY 6/4, @PHX 6/14
 -Points, Overtime.....N/A

-Field Goals Made.....24 vs. Connecticut 5/31
 -Field Goals Att.....66 vs. Washington 6/18
 -Field Goal Percentage..30.8% vs Connecticut 5/31
 -3FG Made.....4 @Las Vegas 5/26, @ CT 6/6
 -3FG Att.....14 @ Las Vegas 5/26
 -3FG Percentage.....26.1% vs. Connecticut 5/31
 -Free Throws Made.....9 vs. Las Vegas 5/27
 -Free Throws Att.....12 vs. Las Vegas 5/27
 -FT Percentage.....64% vs. Connecticut 5/31

HEAD COACH DEREK FISHER



Derek Fisher was named the 12th head coach of the Los Angeles Sparks on December 5, 2018. Fisher is a Los Angeles basketball legend, playing 18 seasons in the NBA and winning five championships with the Los Angeles Lakers. Fisher was drafted 24th overall by the Lakers in 1996, and played alongside Kobe Bryant and Shaquille O'Neal en route to three consecutive titles from 2000-2002. He later added two more rings in 2009 and 2010 with Los Angeles. Fisher also played for the Golden State Warriors, Utah Jazz, Dallas Mavericks and Oklahoma City Thunder.

Fisher's accolades include holding the all-time NBA record for playoff game appearances (259). He's also known for hitting a buzzer-beater with 0.4 seconds left against the San Antonio Spurs in Game 5 of the 2004 Western Conference Semifinals as a member of the Lakers. In his time as a player, he served as president of the players' union from 2006-2013.

After finishing the 2013 season with the Thunder, Fisher transitioned to the sidelines, being named head coach of the New York Knicks on June 10, 2014. Fisher coached into the 2015-2016 season with New York, helping develop then-rookie Kristaps Porzingis.

Fisher is a native of Little Rock, Arkansas where he attended Parkview Arts and Science Magnet High School, lettering in basketball. He then attended the University of Arkansas at Little Rock, where he finished his four-year career second all-time in school history in points (1,393), assists (472) and steals (189). His senior year, he was named Sun Belt Conference Player of the Year.

In the spring of 2016, Fisher became a television analyst for TNT, NBA TV and later Spectrum SportsNet as an in-studio analyst for the Lakers.



Assistant Coach Fred Williams



Fred Williams was named assistant coach of the Los Angeles Sparks on Jan. 22, 2019 and brings over 35 years of collegiate and professional coaching experience. Most recently, Williams served as the Dallas Wings, previously Tulsa Shock, head coach from 2014-2018 where he coached WNBA All-Stars Skylar Diggins and Liz Cambage.

Williams launched his coaching career in 1983 as an assistant coach at USC where he coached standouts Cynthia Cooper, Pamela McGee,

Cheryl Miller, Lisa Leslie and Tina Thompson. Williams helped lead the Trojans to back-to-back NCAA titles in 1983 and 1984 before serving

as head coach from 1995-1997.

In addition to his time in Dallas, Williams previously served as head coach of the Utah Starzz from 1999-2001. Williams then spent six seasons with the Atlanta Dream, winning three WNBA Eastern Conference Championships. Williams took over Atlanta's head coach in 2012 and led the Dream to the WNBA finals in 2013.

Williams played for Boise State men's basketball program from 1976-1979 and averaged 12.0 points and 5.8 assists in his final season. The All-Big Sky Conference point guard played briefly in the NBA for the Utah Jazz before transitioning to a role on the sidelines. He also served as an advance scout for the Washington Mystics, Utah Jazz, Seattle Supersonics and Sacramento Kings.

Off the court, Williams is an avid musician who produces jazz music under the name "Freddy Bass Williams." He has released two jazz albums titled "Game Time" and "My Gift to You." Williams is originally from Inglewood, California, but currently resides in Irving, Texas with his wife Bo and their five children.

Assistant Coach Latricia Trammell



Latricia Trammell was named assistant coach of the Los Angeles Sparks on Jan. 22, 2019. Trammell most recently served as an assistant coach for the San Antonio Stars in 2017 where she worked with the first overall pick Kelsey Plum.

Trammell also served as head coach at Oklahoma State University, producing an 85-10 record with the Stars.

She led the team to back-to-back NAIA Division I women's basketball

national championships in 2014 and 2015, which earned her National Coach of the Year honors in those two years.

After her two titles at OCU, Trammell transitioned to Division I basketball and became an assistant coach for Georgia State from 2015-2017 before transitioning to the WNBA. Trammell holds a 255-131 overall high school and college coaching record in her 24 years on the sidelines.

The Oklahoma native debuted as a head coach when she took over the job at Western State (Colo.) University. Trammell spent five seasons with the Mountaineers and built Western State to be a top contender in the Rocky Mountain Athletic Conference. Trammell's team notched a 105-76 record and made five consecutive RMAC Shootout appearances, catapulting her to become the third winningest coach in program history.

Trammell formally served on the WBCA National Convention Advisory Board and on the voting committee for USA Today/ESPN D-II Top 25. The Seminole, Oklahoma native is also a frequent basketball clinician and was a former player for both Seminole State College and East Central Oklahoma.

Player Development Coach Jamal "Dash" Lovell



The Los Angeles Sparks named Jamal "Dash" Lovell their player development assistant coach on March 4, 2019. Lovell is a professional basketball skills trainer bringing over 11 years of experience working with NBA, WNBA and NCAA athletes, including Candace Parker, Paul George and Dwyane Wade. Lovell is currently involved with high-profile training clinics in Los Angeles, New York and Miami. In total, Lovell has helped 22 players play NCAA Division I basketball and has worked with over 30 NBA and WNBA players. Lovell, who's known for his training brand DashLetics, believes that aggressiveness, balance and footwork are the key components for success on the court.

#2	RIQUNA WILLIAMS	GUARD	5-7	05/28/90	MIAMI (FLA.)	6TH SEASON
----	-----------------	-------	-----	----------	--------------	------------

2019 Regular Season Averages:

G-GS	PPG	RPG	APG	SPG	BPG	MPG	FG%	3FG%	FT%
10-1	8.9	2.5	1.5	1.3	0.1	23.2	33.3	37.8	87.5

	2019 Season Highs	Career Highs	Playoff Career Highs
PTS	25	51, vs. SA 9/8/13	7, at MIN 10/4/17
REB	5	9, vs. SEA 9/12/13	2, at PHO 9/17/15
AST	4	6 (3 Times)	1, vs. MIN 9/29/17 (Twice)
STL	2	5 (3 Times)	1, vs. MIN 9/29/17 (3 Times)
BLK	1	2 (4 Times)	--
FGM	7	17, SA 9/8/13	2, at MIN 10/4/17
3FGM	4	8, vs. SA 9/8/13	1, at MIN 10/4/17 (3 Times)
FTM	7	18, at ATL 7/7/15	2, at MIN 10/4/17
MINS	35:44	39, PHO 8/4/15	16, at PHO 9/17/15



GAME BY GAME STATS

[illegible]

#3	CANDACE PARKER	FORWARD/CENTER	6-4	4/19/86	TENNESSEE	11TH SEASON
----	----------------	----------------	-----	---------	-----------	-------------

2019 Regular Season Averages:

G-GS	PPG	RPG	APG	SPG	BPG	MPG	FG%	3FG%	FT%
4-4	8.8	7.3	2.8	1.5	0.5	27.0	27.5	26.7	81.8

	2019 Season Highs	Career Highs	Playoff Career Highs
PTS	18	40, vs HOU 7/9/08	33, vs. MIN 10/7/12
REB	11	20, at SA 6/1/13	18, at PHO 9/25/09
AST	3	11, at WAS 6/15 /18	11, at PHO 9/17/17
STL	4	8, vs IND 8/18/15	5, vs. MIN 9/29/17
BLK	2	9, vs TUL 6/20/12	4, at MIN 10/4/17 (5 Times)
FGM	3	14, vs SEA 7/25/13	14, vs. MIN 10/7/12
3FGM	-	5, Twice	3, at CHI 10/4/16 (4 Times)
FTM	4	14 vs. SEA 7/25/13	15, at CHI 10/4/16
MINs	28:28	48, Twice	40, at MIN 9/22/15 (4 Times)



GAME BY GAME STATS


[illegible]

#7	MARIA VADEEVA	FORWARD/CENTER	6-4	6/16/98	RUSSIA	2ND SEASON
----	---------------	----------------	-----	---------	--------	------------

2019 Regular Season Averages:

G-GS	PPG	RPG	APG	SPG	BPG	MPG	FG%	3FG%	FT%
1-1	24.0	5.0	1.0	2.0	3.0	24.0	.55	50.0	0

	2019 Season Highs	Career Highs	Playoff Career Highs
PTS	24	24, at LV 5/26/19	--
REB	5	7, at LV 6/29/18	--
AST	1	2, vs. DAL 6/26/18	--
STL	2	2, @ DAL 6/22/18	--
BLK	3	3, vs. DAL 6/26/18	--
FGM	11	3, 3 times	--
3FGM	2	1, 2 times	--
FTM	0	3, at LV 6/29/18	--
MINs	24	13, @ DAL 6/22/18	--



GAME BY GAME STATS


[illegible]

#10	TIERRA RUFFIN-PRATT	GUARD/FORWARD	5-11	04/11/91	NORTH CAROLINA	6TH SEASON
-----	---------------------	---------------	------	----------	----------------	------------

2019 Regular Season Averages:

G-GS	PPG	RPG	APG	SPG	BPG	MPG	FG%	3FG%	FT%
11-10	6.5	2.8	2.1	0.7	1.0	22.5	41.4	43.5	86.7

	2019 Season Highs	Career Highs	Playoff Career Highs
PTS	17	20, vs. LA 6/23/15	17, vs. NY 9/22/15
REB	7	12, vs. SEA 6/27/17	9, vs. NY 9/10/17
AST	5	6, six times	4, vs. NY 9/10/17
STL	2	4, vs. SAN 7/25/17	4, vs. NY 9/22/15
BLK	3	3, Three times	1, NY 9/22/15
FGM	6	14, two times	6, vs. NY 9/22/15
3FGM	2	4, vs. NY 9/13/16	2, vs. SEA 9/12/18
FTM	3	9, vs. SAN 8/28/16	6, vs. MIN 9/12/17
MINS	35:08	40, vs. SEA 5/26/16	29, vs. NY 9/22/15



GAME BY GAME STATS


[illegible]

#12	CHELSEA GRAY	GUARD	5-11	10/8/92	DUKE	4TH SEASON
-----	--------------	-------	------	---------	------	------------

2019 Regular Season Averages:

G-GS	PPG	RPG	APG	SPG	BPG	MPG	FG%	3FG%	FT%
11 - 11	14.3	3.3	4.8	0.8	0.1	29.6	41.4	34.2	96.0

	2019 Season Highs	Career Highs	Playoff Career Highs
PTS	29	29, at NY 6/4/19	27, at MIN 9/24/17
REB	7	7, Twice	6, vs. PHO 9/14/17
AST	9	11, vs NY 6/24/18	9, vs. MIN 10/1/17
STL	1	3, Twice	3, at MIN 10/4/17 (Twice)
BLK	2	3, at Chi 6/17/18	2, vs. MIN 9/29/17
FGM	10	10, at NY 6/4/19	10, at MIN 9/24/17
3FGM	4	4, 3 Times	4, at MIN 9/24/17 (Twice)
FTM	6	6, vs MIN 9/6/16	6, at MIN 10/9/16
MINS	33:43	36, 3 times	38, vs. PHO 9/14/17



GAME BY GAME STATS

[illegible]

#13	CHINEY OGWUMIKE	FORWARD/CENTER	6-4	03/21/92	STANFORD	3RD SEASON
-----	-----------------	----------------	-----	----------	----------	------------

2019 Regular Season Averages:

G-GS	PPG	RPG	APG	SPG	BPG	MPG	FG%	3FG%	FT%
11-8	12.0	7.2	1.0	1.1	0.8	27.4	48.7	0.0	72.7

	2019 Season Highs	Career Highs	Playoff Career Highs
PTS	26	30, vs. SEA 6/15/18	2, vs. PHX 8/23/18
REB	14	17, vs. NY 6/29/14	3, vs. PHX 8/23/18
AST	4	4, vs. NY 6/14/19	1, vs. PHX 8/23/18
STL	3	4, two times	2, vs. PHX 8/23/18
BLK	2	7, vs. DAL 7/20/16	–
FGM	9	13, vs. SEA 6/15/18	1, vs. PHX 8/23/18
3FGM	0	1, vs. NY 6/7/18	–
FTM	6	8, vs. CHI 8/10/18	–
MINS	35:43	40, two times	19



GAME BY GAME STATS

[illegible]

#21	KALANI BROWN	CENTER	6-7	03/21/97	BAYLOR	R-SEASON
-----	--------------	--------	-----	----------	--------	----------

2019 Regular Season Averages:

G-GS	PPG	RPG	APG	SPG	BPG	MPG	FG%	3FG%	FT%
10-0	4.7	3.8	0.5	0.3	0.7	14.8	39.5	0	81.3

	2018 Season Highs	Career Highs	Playoff Career Highs
PTS	12	12, vs. LV (6/27/19)	–
REB	5	5, Three Times	–
AST	2	2, @ SEA 6/21/19	–
STL	1	1, @LV 5/26/19	–
BLK	2	2, @LV 5/26/19	–
FGM	4	4, vs. LV (6/27/19)	–
3FGM	--	--	–
FTM	4	4, vs. LV (6/27/19)	–
MINS	22:30	22:30, vs. LV (6/27/19)	–



GAME BY GAME STATS

Date	Opponent	MIN	FG-A	PCT	3PM-A	PCT	FTM-A	PCT	OFF	DEF	TOT	AST	STL	BLK	TO	PF	PTS
5/26	@LV	16	1 - 4	25.0	-	-	2 - 2	100.0	0	5	5	0	1	2	1	1	4
5/31	CT	9:44	1 - 1	100.0	-	-	-	-	0	2	2	1	1	0	1	2	2
6/4	@NY	11:59	2 - 4	50.0	-	-	0 - 2	0	3	2	5	0	0	1	1	4	4
6/6	@CT	9:16	1 - 3	33.3	-	-	2 - 2	100.0	0	1	1	0	1	0	3	1	4
6/8	@MIN	13:18	1 - 3	33.3	-	-	-	-	1	3	4	0	0	0	2	3	2
6/14	@PHO	21:04	3 - 6	50.0	-	-	-	-	2	3	5	0	0	1	2	4	6
6/15	NY	12:42	0-4	-	-	-	2-2	100.0	2	2	4	0	0	0	1	3	2
6/18	WASH	13:56	1-3	33.3	-	-	3 - 4	75.0	1	2	3	1	0	1	2	1	5
6/21	@SEA	17:39	3 - 5	60.0	-	-	-	-	1	2	3	2	0	1	1	2	6
6/23	@PHO	-	-	-	-	-	-	-	-	-	-	-	-	-	-	-	-
6/27	LV	22:30	4 - 10	40.0	-	-	4 - 4	100.0	2	2	4	1	0	1	0	1	12
6/30	CHI																
7/7	WASH																
7/9	@DAL																
7/12	@IND																
7/14	@ATL																
7/18	DAL																
7/20	@NY																
7/23	@ATL																
8/1	LV																
8/4	SEA																
8/8	PHO																
8/11	CHI																
8/14	@DAL																
8/16	@CHI																
8/20	MIN																
8/22	IND																
8/25	CT																
8/27	@WASH																
8/29	@IND																
8/31	@LV																
9/3	ATL																
9/5	SEA																
9/8	MIN																

#24	SYDNEY WIESE	GUARD	6-0	6/16/95	OREGON STATE	2ND SEASON
-----	--------------	-------	-----	---------	--------------	------------

2019 Regular Season Averages:

G-GS	PPG	RPG	APG	SPG	BPG	MPG	FG%	3FG%	FT%
9-6	4.8	1.7	1.1	0.2	0.4	18.0	39.0	39.1	100.0

	2019 Season Highs	Career Highs	Playoff Career Highs
PTS	12	22 vs WAS 5/19/17	--
REB	4	4 vs. CT 5/31/19	--
AST	4	4, at CT 6/6/19	--
STL	2	2, at MN 6/8/19	--
BLK	1	1, 4 times	--
FGM	4	8 vs WAS 5/19/17	--
3FGM	2	6 vs WAS 5/19/17	--
FTM	0	3, vs. NY 8/4/17	--
MINS	29:44	30 vs CT 5/31/19	1, vs. PHO 5/19/17



GAME BY GAME STATS

Date	Opponent	MIN	FG-A	PCT	3PM-A	PCT	FTM-A	PCT	OFF	DEF	TOT	AST	STL	BLK	TO	PF	PTS
5/26	@LV	2	0 - 0	0.0	0 - 0	0.0	0 - 0	-	0	0	0	0	0	0	0	0	0
5/31	CT	29:44	1 - 5	20.0	1 - 4	25.0	0 - 0	-	0	4	4	0	1	1	1	0	3
6/4	@NY	26:52	3 - 8	37.5	2 - 4	50.0	0 - 0	-	0	1	1	0	0	0	2	1	8
6/6	@CT	26:30	3 - 8	37.5	1 - 6	16.7	0 - 0	-	0	2	2	4	0	1	0	2	7
6/8	@MIN	15:34	0 - 5	-	0 - 2	-	0 - 0	-	0	0	0	0	2	1	1	0	0
6/14	@PHO	15:17	2 - 2	100.0	-	-	-	-	0	1	1	2	0	0	1	1	4
6/15	NY	14:16	1-3	33.3	1-2	50.0	0-0	-	0	3	3	2	0	0	1	0	3
6/18	WASH	17:20	4-7	57.1	2-3	66.7	2-2	100.0	2	1	3	1	1	0	2	1	12
6/21	@SEA	13:53	2-3	66.7	1-4	25.0	2-2	100.0	0	0	0	0	0	0	0	0	7
6/23	@PHO	-	-	-	-	-	-	-	-	-	-	-	-	-	-	-	-
6/27	LV	-	-	-	-	-	-	-	-	-	-	-	-	-	-	-	-
6/30	CHI																
7/7	WASH																
7/9	@DAL																
7/12	@IND																
7/14	@ATL																
7/18	DAL																
7/20	@NY																
7/23	@ATL																
8/1	LV																
8/4	SEA																
8/8	PHO																
8/11	CHI																
8/14	@DAL																
8/16	@CHI																
8/20	MIN																
8/22	IND																
8/25	CT																
8/27	@WASH																
8/29	@IND																
8/31	@LV																
9/3	ATL																
9/5	SEA																
9/8	MIN																

#30	NNEKA OGWUMIKE	FORWARD	6-2	7/2/90	STANFORD	7TH SEASON
-----	----------------	---------	-----	--------	----------	------------

2019 Regular Season Averages:

G-GS	PPG	RPG	APG	SPG	BPG	MPG	FG%	3FG%	FT%
10-10	14.0	9.5	1.6	1.3	0.2	28.2	45.4	40.9	79.3

	2019 Season Highs	Career Highs	Playoff Career Highs
PTS	21	38 vs. ATL 6/30/16	27, vs. CHI 9/28/16
REB	15	20, at IND 7/12/12	14, vs. PHO 9/19/13
AST	3	8, Twice	6, vs. CHI 10/28/16
STL	4	6 vs. CHI 6/1/14	4, at CHI 10/4/16
BLK	1	5 vs. ATL 6/30/16	3, at CHI 10/4/16
FGM	8	13 vs. ATL 6/30/16	11, vs. LA 9/28/16
3FGM	4	4 at CT 6/6/19	2, vs. MIN 10/14/16
FTM	5	14 vs. WAS, 9/3/15	7, vs. PHO 9/23/13
MINS	33:39	42 Twice	38, at MIN 9/18/15



GAME BY GAME STATS

Date	Opponent	MIN	FG-A	PCT	3PM-A	PCT	FTM-A	PCT	OFF	DEF	TOT	AST	STL	BLK	TO	PF	PTS
5/26	@LV	20	7 - 16	43.8	2 - 4	50.0	3 - 4	75.0	6	5	11	1	0	0	1	5	17
5/31	CT	33:10	8 - 19	42.1	2 - 5	40.0	1 - 2	50.0	3	12	15	1	0	1	1	5	19
6/4	@NY	32:16	2 - 14	14.3	0 - 1	-	5 - 6	83.3	2	7	9	2	3	0	1	4	9
6/6	@CT	28:18	8 - 11	72.7	4 - 4	100.0	1 - 1	100.0	1	9	10	1	3	0	5	4	21
6/8	@MIN	33:39	2 - 7	28.6	1 - 3	33.3	0 - 0	-	3	6	9	2	4	0	2	2	5
6/14	@PHO	33:17	7 - 11	63.6	0 - 2	0	2 - 2	100.0	1	7	8	3	1	0	3	4	16
6/15	NY	32:52	9-13	69.2	0-2	-	0-0	-	1	8	9	2	0	0	3	6	20
6/18	WASH	28:43	3-10	30.0	1-2	50.0	5-8	62.5	2	4	6	1	2	0	2	0	12
6/21	@SEA	12:37	4-5	80.0	-	-	2-2	100.0	0	5	5	1	0	1	3	4	10
6/23	@PHO	27:49	4 - 13	30.7	1 - 3	33.3	2 - 2	100.0	5	8	13	2	0	0	2	5	11
6/27	LV	-	-	-	-	-	-	-	-	-	-	-	-	-	-	-	-
6/30	CHI																
7/7	WASH																
7/9	@DAL																
7/12	@IND																
7/14	@ATL																
7/18	DAL																
7/20	@NY																
7/23	@ATL																
8/1	LV																
8/4	SEA																
8/8	PHO																
8/11	CHI																
8/14	@DAL																
8/16	@CHI																
8/20	MIN																
8/22	IND																
8/25	CT																
8/27	@WASH																
8/29	@IND																
8/31	@LV																
9/3	ATL																
9/5	SEA																
9/8	MIN																