

# LOS ANGELES SPARKS 2019 GAME NOTES



## Los Angeles Sparks (4-5) at Phoenix Mercury (2-5)

June 23, 2019

Talking Stick Arena | 3:00 pm (PT) | LeaguePass, FSAZ+



### PRESEASON SCHEDULE

Date	Opponent	Time/Result	Record
5/11	at Phoenix*	L, 75-82	N/A
5/17	SEATTLE*	W, 92-85	N/A

### REGULAR SEASON SCHEDULE

Date	Opponent	Time/Result	Record
5/26	at Las Vegas	L, 70-83	0-1
5/31	CONNECTICUT	W, 77-70	1-1
6/4	at New York	W, 78-73	2-1
6/6	at Connecticut	L, 89-77	2-2
6/8	at Minnesota	W, 89-85	3-2
6/14	at Phoenix	W, 85-68	4-2
6/15	NEW YORK	L, 92-98	4-3
6/18	WASHINGTON	L, 81-52	4-4
6/21	at Seattle	L, 84-62	4-5
6/23	at Phoenix	3:00 p.m.	
6/27	LAS VEGAS	7:30 p.m.	
6/30	CHICAGO	2:00 p.m.	
7/7	WASHINGTON	2:00 p.m.	
7/9	at Dallas	10:00 a.m.	
7/12	at Indiana	4:00 p.m.	
7/14	at Atlanta	12:00 p.m.	
7/18	DALLAS	12:30 p.m.	
7/20	at New York	12:00 p.m.	
7/23	at Atlanta	4:00 p.m.	
8/1	LAS VEGAS	7:00 p.m.	
8/4	SEATTLE	2:00 p.m.	
8/8	PHOENIX	7:00 p.m.	
8/11	CHICAGO	2:00 p.m.	
8/14	at Dallas	5:00 p.m.	
8/16	at Chicago	5:00 p.m.	
8/20	MINNESOTA	7:30 p.m.	
8/22	INDIANA	7:30 p.m.	
8/25	CONNECTICUT	2:00 p.m.	
8/27	at Washington	4:00 p.m.	
8/29	at Indiana	4:00 p.m.	
8/31	at Las Vegas	7:30 p.m.	
9/3	ATLANTA	7:30 p.m.	
9/5	SEATTLE	7:30 p.m.	
9/8	MINNESOTA	1:00 p.m.	

\* = Preseason

All times listed are Pacific Time

### CONTACT INFORMATION

#### Eli Horowitz

Director, Public Relations and Communications  
ehorowitz@la-sparks.com  
(847) 644-9932

#### Natalie Gilmore

Coordinator, Public Relations and Communications  
ngilmore@la-sparks.com  
(661) 714-8051



@LA\_Sparks



@LA\_Sparks



Los Angeles Sparks

### SPARKS ALL STARS

G		12		CHELSEA GRAY						5'11"		170 LBS			
GP/GS	9/9	PPG	14.7	RPG	3.2	APG	4.4	SPG	0.7	FG%	43.5	3FG%	38.7	MPG	29.5

Gray recorded her 500th career assist and scored a career-high 29 points against the Liberty on June 4. Gray also logged a 21-point performance to help the Sparks defeat the Minnesota Lynx on June 8, eclipsing the 1500-point career milestone. Gray's 14.7 points per game to start the season puts her ninth in the WNBA. She is shooting 38.7% from beyond the arc. Gray tied Tina Thompson with 1,327 points and entered the top-10 in Sparks scoring history on June 18.

F/C	13	CHINEY OGWUMIKE						6'4"		173 LBS					
GP/GS	9/7	PPG	12.7	RPG	7.1	APG	1.2	SPG	1.3	FG%	49.0	3FG%	0.0	MPG	28.1

Ogwumike joined the Sparks starting lineup for 2019 following her offseason trade from the Sun and put up 20 points in the teams' first head-to-head meeting on May 31. The former Rookie of the Year followed that performance with her first double-double of the season in a win over the Liberty on June 4.

F	3	CANDACE PARKER					6'4"	175 LBS							
GP/GS	2/2	PPG	2.5	RPG	4.5	APG	2.5	SPG	1.0	FG%	11.1%	3FG%	0.0	MIN	23.7

The former Rookie of the Year, two-time MVP, five-time All-Star and 2016 WNBA Finals MVP passed the 5,000 career points milestone during the 2018 season. The 2008 and 2012 Olympic gold medalist also became the 12th player in WNBA history to reach the 2,500 rebound milestone. Parker made her 2019 season debut on June 18th against the Mystics.

G/F		0					ALANA BEARD					5'11"		160 LBS	
GP/GS	2/2	PPG	6.5	RPG	3.0	APG	3.0	SPG	0.0	FG%	50.0	3FG%	0	MPG	21.7

Beard notched five points and dished out four assists against the Las Vegas Aces in the first game of the 2019 season. She was out for injury the following seven games of the season before returning to the starting lineup on June 21. The 2017 and 2018 Defensive Player of the Year started in 30 regular season and two playoff games for the Sparks last season. Beard's 1.5 steals per game ranked fourth in the WNBA in 2018. She leads all active WNBA players in career steals.

F	30	NNEKA OGWUMIKE				6'2"	174 LBS								
GP/GS	9/9	PPG	14.3	RPG	9.1	APG	1.6	SPG	1.4	FG%	47.2	3FG%	42.1	MPG	28.3

The five-time WNBA All-Star, 2016 WNBA MVP and former Rookie of the Year notched her third double-double of the season, registering 21 points and 10 rebounds against Connecticut on June 6. The forward's 9.1 rebounds per game currently ranks third in the league. Ogumike recorded three double-doubles in the first eight games of the season.

## PLAYER UPDATES

NUM.	PLAYER	POS.	REASON
7	Maria Vadeeva	F/C	Overseas

## WHERE DID YOU COME FROM?

NUM.	PLAYER	HOW ACQUIRED
0	Alana Beard	Free agent (2012)
1	Alexis Jones	Trade (2019)
2	Riquna Williams	Trade (2016)
3	Candace Parker	Draft (2008)
5	Marina Mabrey	Draft (2019)
7	Maria Vadeeva	Draft (2018)
10	Tierra Ruffin-Pratt	Free agent (2019)
12	Chelsea Gray	Trade (2016)
13	Chiney Ogwumike	Trade (2019)
21	Kalani Brown	Draft (2019)
24	Sydney Wiese	Draft (2017)
30	Nneka Ogwumike	Draft (2012)

## MILESTONE WATCH

PLAYER	MILESTONE (CURRENT)
Candace Parker	5500 points (5118) 1200 assists (1159) 3000 rebounds (2557) 550 blocks (501)
Alana Beard	5000 points (4701) 1100 assists (1044) 250 blocks (217) 700 steals (698)
Nneka Ogwumike	4000 points (3694) 2000 rebounds (1734)
Chiney Ogwumike	1500 points (1457) 1000 rebounds (776)
Chelsea Gray	2000 points (1569) 1000 assists (529)

## PRONOUNCIATION

PLAYER/COACH	PRONOUNCIATION
Alana Beard	ah-LAY-nah
Kalani Brown	kuh-lah-NEE
Chiney Ogwumike	shih-NAY Oh-gwoo-MIH-kay
Nneka Ogwumike	NEH-kuh Oh-gwoo-MIH-kay
Tierra Ruffin-Pratt	Tee-air-rah
Maria Vadeeva	Vuh-DEE-vuh
Sydney Wiese	WEECE (rhymes with REESE)
Riquna Williams	rih-QUAHN-uh

## COACHING STAFF

NAME	ROLE
Derek Fisher	Head Coach
Latricia Trammell	Assistant Coach
Fred Williams	Assistant Coach
Jamal "Dash" Lovell	Player Development Coach
Courtney Watson	Athletic Trainer
Kelly Dormandy	Strength and Conditioning Coach
Rachel Schrote	Video Coordinator

## BACK FOR MORE

Coming off of a trio of losses, the Los Angeles Sparks look to regain momentum against the Phoenix Mercury. The Mercury also lost their last three games, one of which was at the hands of the Los Angeles Sparks at Talking Stick Arena. The last time Phoenix and Los Angeles met was on June 14, 2019. Chelsea Gray fell one assist short of a double-double, notching 21 points and nine rebounds in the Sparks' 85-68 victory.

## SCHOOL OF FISHER

The Los Angeles Sparks named Derek Fisher as its new head coach during the offseason on December 5, 2018. Fisher won five titles in 18 NBA seasons with the Los Angeles Lakers, and played alongside Kobe Bryant and Shaquille O'Neal en route to three consecutive titles from 2000 to 2002. Fisher began his coaching career as the head coach of the New York Knicks during the 2015-2016 season. The Sparks' 12th head coach hopes to translate his championship experience to the Sparks as he enters his first season in the league for the 2019 WNBA season.

## NEW FACES

In addition to bringing in head coach Derek Fisher, the Los Angeles Sparks also made some roster changes as well. The Sparks took center Kalani Brown as the seventh overall pick and guard Marina Mabrey as the 19th overall pick in the 2019 WNBA Draft. Following the draft, Los Angeles acquired guard Alexis Jones from the Minnesota Lynx in exchange for guard Odyssey Sims, before trading a first-round pick to the Connecticut Sun in exchange for two-time All-Star forward/center Chiney Ogwumike. Before the draft, the Sparks signed free agent guard Tierra Ruffin-Pratt, who played six seasons with the Washington Mystics and helped them reach the 2018 WNBA Finals.

## IT ALL STARTS UP FRONT

Already with a deep frontcourt in forwards Candace Parker, Nneka Ogwumike, and Maria Vadeeva last season, the Sparks will add forward/center Chiney Ogwumike and center Kalani Brown to the rotation. The three were vital to the Sparks posting the WNBA's fifth best field goal percentage of 45.2 during Los Angeles' 2018 year campaign. Ogwumike averaged 14.4 points and 7.5 rebounds per game in Connecticut, shooting a career-high 60.3 percent from the field. Brown – who helped Baylor win the 2019 NCAA Championship – averaged 15.6 points and 8.1 rebounds per game during her senior season.

## DEFENSE WINS CHAMPIONSHIPS

With reigning back-to-back Defensive Player of the Year Alana Beard newly reentering the starting lineup, the Sparks have turned to other members of the roster early in the season to keep the same high-level defense that has been a focal point of the Sparks continued success. Tierra Ruffin-Pratt has led the charge for the Sparks, recording 10 blocks so far this season, giving her the most blocks by a guard in the WNBA.

## GRAY SCALE

The Sparks announced the resigning of guard Chelsea Gray on April 30. Gray evolved into one of the best point guards in the league, averaging new career-highs in points (14.9), assists (5.1), rebounds (3.4) and steals (1.4) in her second season as a full time starter. In her fourth season in the league, Gray earned her second consecutive WNBA All-Star honors after having a breakout season in 2017. She opened last season with a game-winning buzzer-beater to give the Sparks a 77-76 win over the Minnesota Lynx. Gray recorded her 500th career assist and scored a career high 29 points in the third game of 2019 at New York. The point guard also achieved her 1500 career points milestone on June 8 at Minnesota.

## 2019 LOS ANGELES SPARKS ROSTER

NUM.	PLAYER	POS.	HT.	YRS OF EXP.	DOB	COLLEGE
0	Alana Beard	G/F	5'11"	13	05/14/82	Duke
1	Alexis Jones	G	5'9"	2	05/08/94	Baylor
2	Riquna Williams	G	5'7"	6	05/28/90	Miami (Fla.)
3	Candace Parker	F/C	6'4"	11	04/19/86	Tennessee
5	Marina Mabrey	G	5'11"	R	11/14/96	Notre Dame
7	Maria Vadeeva*	F/C	6'4"	1	07/16/98	Russia
10	Tierra Ruffin-Pratt	G/F	5'11"	6	04/11/91	North Carolina
12	Chelsea Gray	G	5'11"	4	10/08/92	Duke
13	Chiney Ogwumike	F/C	6'4"	3	03/22/92	Stanford
21	Kalani Brown	C	6'7"	R	03/21/97	Baylor
24	Sydney Wiese	G	6'0"	2	06/16/95	Oregon State
30	Nneka Ogwumike	F	6'2"	7	07/02/90	Stanford

\*will return after overseas commitments

# 2019 LA SPARKS ROSTER



**ALANA BEARD**  
Position: G/F  
Height: 5'11"  
DOB: 5/14/82  
College: Duke



**ALEXIS JONES**  
Position: G  
Height: 5'9"  
DOB: 5/8/94  
College: Baylor



**RIQUANA WILLIAMS**  
Position: G  
Height: 5'7"  
DOB: 5/28/90  
College: Miami



**CANDACE PARKER**  
Position: F/C  
Height: 6'4"  
DOB: 4/19/86  
College: Tennessee



**MARINA MABREY**  
Position: G  
Height: 5'11"  
DOB: 9/14/96  
College: Notre Dame



**MARIA VADEEVA**  
Position: F/C  
Height: 6'4"  
DOB: 7/16/98  
College: Russia



**TIERRA RUFFIN-PRATT**  
Position: G/F  
Height: 5'11"  
DOB: 4/11/91  
College: North Carolina



**CHELSEA GRAY**  
Position: G  
Height: 5'11"  
DOB: 10/8/92  
College: Duke



**CHINEY OGUMIKE**  
Position: F/C  
Height: 6'4"  
DOB: 3/22/92  
College: Stanford



**KALANI BROWN**  
Position: C  
Height: 6'7"  
DOB: 3/21/97  
College: Baylor



**SYDNEY WIESE**  
Position: G  
Height: 6'0"  
DOB: 6/16/95  
College: Oregon State




**NNEKA OGUMIKE**  
Position: F  
Height: 6'2"  
DOB: 7/2/90  
College: Stanford

## COACHING STAFF



**DEREK FISHER**  
HEAD COACH



**FRED WILLIAMS**  
ASSISTANT COACH



**LATRICA TRAMMELL**  
ASSISTANT COACH



**COURTNEY WATSON**  
DIRECTOR OF  
SPORTS MEDICINE/  
HEAD ATHLETIC  
TRAINER



**KELLY DORMANDY**  
STRENGTH &  
CONDITIONING  
COACH



**JAMAL LOVELL**  
PLAYER  
DEVELOPEMENT  
COACH

## PHOENIX MERCURY

**PREVIEW:** The Los Angeles Sparks will take on the Phoenix Mercury for the second time in two weeks on Friday night at Talking Stick Resort Arena. The Sparks and the Mercury are coming off a trio of losses each.

Although the Mercury have dropped four of their last five games, Phoenix is expected to welcome Diana Taurasi back after the guard missing the first seven games due to back surgery, per Jeff Metcalfe of the Arizona Republic. Taurasi is expected to make her season debut after averaging 20.7 points and 5.3 assists per game – both good for top five in the league – last season.



In the two teams' last meeting on June 14, the Sparks outscored the Mercury 24-14 to snag the win on the road. Chelsea Gray fell one assist short of a double-double, notching 21 points and nine rebounds in the Sparks' 85-68 victory. Los Angeles shot a season-high 51.5% from the field, while holding Phoenix to just 34.7%. The Sparks also went 9-of-19 from beyond the arc, tying their most 3s in a game this season.

Phoenix boasts two of the league's top five scorers in DeWanna Bonner and Brittany Griner, but is struggling to get a third player consistently into double-digit scoring. Bonner is averaging 23.8 points and 8.5 rebounds, while Griner is averaging 17.7 points and 7.5 rebounds. Despite Bonner and Griner's ability to score, the Mercury sit in last place among the rest of the league in opponent 3-point percentage and opponent fast break points. The Sparks – who currently rank third in steals per game and fifth in 3-pointers made – will have the opportunity to take advantage of the Mercury's defensive lapses.

The Mercury will be without Yvonne Turner, who also missed Phoenix's game against Dallas due to overseas commitments playing in the Eurobasket tournament. Turner started the Mercury's first six games of the season and averaged 6.5 points and 3.7 assists. Sophie Cunningham – who the Mercury picked 13th overall in the WNBA Draft – will sit out her third consecutive game due to a back injury (OR will return after missing two games due to back injury).

Phoenix reached the semifinals in last year's postseason before falling to eventual champions Seattle Storm. The Sparks are fresh off of a loss to Seattle, while the Mercury will have the chance to improve from their worst start since the 2016 season.

**HEAD COACH:** Sandy Brondello, 6th season

### Probable Starters:

C	Brittney Griner
G	Briann January
G	Diana Taurasi
F	Sancho Lyttle
F	DeWanna Bonner

### SPARKS' MOST RECENT GAME vs SEA (6/21/19)

	1	2	3	4	OT	FINAL
LA	17	17	10	18	–	62
SEA	22	24	18	20	–	84

Biggest Lead: LA: 7 | SEA: 26  
Lead Changes: 1 | Times Tied: 2

Points: LA: N. Ogwumike 10 SEA: Loyd 23  
Rebounds: LA: C. Ogwumike 6  
SEA: Clark 10  
Assists: LA: Parker, Beard, Ruffin-Pratt, Brown 2

### SPARKS' LAST GAME AGAINST PHOENIX (6/14/19)

	1	2	3	4	OT	FINAL
LA	20	18	24	23	–	85
PHX	20	16	14	18	–	68

Biggest Lead: LA: 20 | PHX: 5  
Lead Changes: 6 | Times Tied: 8

Points: LA: Gray 21, PHX: Griner 24  
Rebounds: LA: N. Ogwumike 8,  
PHX: Griner 13  
Assists: LA: Gray 9, PHX: January 5

### MERCURY MOST RECENT GAME (6/20/19)

	1	2	3	4	OT	FINAL
PHX	12	15	13	14	–	54
DAL	15	18	16	20	–	69

Biggest Lead: PHX: 2 | DAL: 15  
Lead Changes: 1 | Times Tied: 1

Points: PHX: Mitchell 12,  
DAL: Thornton 18  
Rebounds: PHX: Bonner, 8,  
DAL: Thornton, Plaisance 11  
Assists: PHX: January 3  
DAL: Thornton, Plaisance 3

## SEATTLE STORM

**Recap:** EVERETT, Wash. (June 21, 2019) –The Los Angeles Sparks fell 84-62 on the road in a physical matchup against the shorthanded Seattle Storm, dropping their third consecutive game. Alana Beard returned to the court for the first time since the season opener, having sat out the seven previous games due to injury. Beard posted eight points in her return. Nneka Ogumike led the Sparks with ten points and five rebounds, while Jewell Lloyd scored 23 points for the Storm.



Ogumike freed herself off a hard cross-screen for an open layup, assisted by Candace Parker, to notch the game's first points. Ogumike returned the favor several possessions later as she found Parker on a mismatch in the post, and Los Angeles took an early 10-3 lead. The Storm remained afloat during the Sparks run on the back of Jewell Lloyd, who sank all three of her 3-point attempts for Seattle's first nine points of the game. No other Storm player would score until Natasha Howard hit a driving layup with just under four minutes remaining in the first quarter. The layup ignited Seattle, and the Storm pushed to a 22-17 lead by the end of the quarter. Howard and Lloyd combined for 19 of Seattle's points.

The Sparks' offensive woes continued into the second quarter as the Storm continued to heat up. Sami Whitcomb, Howard and Lloyd each chipped in a three-pointer in the first three minutes of play to set Seattle's season high for three-pointers made. The Sparks countered with timely 3-pointers of their own from Sydney Weise, Riquna Williams, and Chelsea Gray throughout the quarter to keep Los Angeles within striking distance, but Seattle held a 12 point lead at halftime. Lloyd and Howard led all scorers in the first half with 17 and 16 points, respectively.

Los Angeles posted a strong defense to start the third quarter, allowing just eight Seattle points in the first five minutes of play, but failed to capitalize on the offensive end. Seattle soon found a crack in the pesky Sparks pressure, and a fastbreak layup by Howard with three minutes left in the quarter capped a 14-4 Seattle run for the largest lead of the game.

The fourth quarter opened with Seattle holding a 20-point advantage over the Sparks. Los Angeles began play on a 5-0 run, but a Lloyd three-pointer and driving layup by Crystal Langhorne on back-to-back possessions pushed the Seattle lead back to 20. Kaleena Mosqueda-Lewis scored eight points in the ensuing four minutes to ensure that Los Angeles would get no closer. The Sparks shot just 28.6% from three in the contest, compared to Seattle's scorching 53.8% from beyond the arc.

### SPARKS' MOST RECENT GAME vs STORM (6/21/19)

	1	2	3	4	OT	FINAL
LA	17	17	10	18	–	62
SEA	22	24	18	20	–	84

Biggest Lead: LA: 7 | SEA: 26

Lead Changes: 1 | Times Tied: 2

Points: LA: N. Ogumike 10 SEA: Lloyd 23

Rebounds: LA: C. Ogumike 6

SEA: Clark 10

Assists: LA: Parker, Beard, Ruffin-Pratt,  
Brown 2



# 2019 TEAM BOX SCORE

DATE	OPPONENT	MIN	FG-A	PCT	3PM-A	PCT	FTM-A	PCT	OFF	DEF	TOT	AST	STL	BLK	TO	PF	PTS
5/26	@LV	200:0	28 - 77	36.4	5 - 13	38.5	9 - 13	69.2	10	30	40	17	9	8	14	22	70
5/31	CT	200:0	28 - 72	38.9	6 - 20	30.0	15 - 17	88.2	9	30	39	15	6	4	10	22	77
6/4	@NY	200:0	27 - 78	34.6	8 - 21	38.1	16 - 20	80.0	13	27	40	15	9	6	12	15	78
6/6	@CT	200:0	29 - 66	43.9	8 - 25	32.0	11 - 12	91.7	7	18	25	23	13	4	21	18	77
6/8	@MIN	200:0	32 - 74	43.2	9 - 25	36.0	16 - 17	94.1	12	21	33	18	13	5	16	21	89
6/14	@PHX	200:0	34 - 66	51.5	9 - 19	47.4	8 - 9	88.9	5	25	30	19	7	4	9	21	85
6/15	NY	200:0	39-84	46.4	8-23	34.8	6-7	85.7	12	30	42	22	5	3	14	22	92
6/18	WASH	200:0	19-66	28.8	3-19	15.8	11-18	61.6	10	28	38	10	9	1	26	12	52
6/21	@SEA	200:0	23-61	37.7	6-21	28.6	10-12	83.3	5	24	29	13	4	4	14	15	62
6/23	@PHX																
6/27	LV																
6/30	CHI																
7/7	WASH																
7/9	@DAL																
7/12	@IND																
7/14	@ATL																
7/18	DAL																
7/20	@NY																
7/23	@ATL																
8/1	LV																
8/4	SEA																
8/8	PHO																
8/11	CHI																
8/14	@DAL																
8/16	@CHI																
8/20	MIN																
8/22	IND																
8/25	CT																
8/27	@WASH																
8/29	@IND																
8/31	@LV																
9/3	ATL																
9/5	SEA																
9/8	MIN																

## 2019 REGULAR SEASON SUPERLATIVES

### LOS ANGELES SPARKS HIGHS

Points, Game.....92 @ New York 6/4  
Points, First Half.....50 @ New York 6/4  
Points, Second Half..... 47 @ Phoenix 6/14  
Points, 1Q.....23 @ Las Vegas 5/26  
Points, 2Q.....31 vs. New York 6/15  
Points, 3Q.....24 @ Phoenix 6/14  
Points, 4Q.....25 @ Connecticut 6/6  
Points, Overtime.....N/A

Field Goals Made.....39 vs. New York 6/15  
Field Goals Att.....84 vs. New York 6/15  
Field Goal Percentage...51.9% @ Phoenix 6/14  
3FG Made.....9 @ Minnesota 6/8, @PHX 6/14  
3FG Att..... 25 @ Connecticut 6/6, @MIN 6/8  
3FG Percentage.....47.4 % @ Phoenix 6/14  
Free Throws Made.....16 @ New York 6/4, @MIN 6/8  
Free Throws Att..... 20 @ New York 6/4  
FT Percentage.....94.1% @ Minnesota 6/8

Offensive Rebounds....13 @ New York 6/4  
Defensive Rebounds...30@LV 5/26,vs. CT 5/31vs. NY 6/15  
Total Rebounds.....42 vs. New York 6/15  
Assists.....23 @ Connecticut 6/6  
Steals.....13 @ Connecticut 6/6, @MIN 6/8  
Turnovers.....26 vs. Washington 6/18  
Blocked Shots..... 8 @ Las Vegas 5/26  
Personal Fouls.....22 @ LV 5/26, vs. CT 5/31, vs. NY 6/15

### OPPONENT HIGHS

Points, Game..... 98 vs. New York 6/15  
Points, First Half..... 48 vs. NY 6/15, vs. WSH 6/18  
Points, Second Half.....50 vs. New York 6/15  
Points, 1Q.....27 @ Las Vegas 5/26  
Points, 2Q.....31 vs. New York 6/15  
Points, 3Q.....27 @ Minnesota 6/8  
Points, 4Q.....26 vs. New York 6/15  
Points, Overtime.....N/A

Field Goals Made.....34 @ Connecticut 6/6  
Field Goals Att.....78 vs. Connecticut 5/31  
Field Goal Percentage..47.1 % vs. New York 6/14  
3FG Made.....14 vs. Washington 6/18, @ SEA 6/21  
3FG Att.....28 vs. Washington 6/18  
3FG Percentage.....53.8% @ Seattle 6/21  
Free Throws Made.....23 vs. New York 6/14  
Free Throws Att.....26 @ Minnesota 6/8  
FT Percentage.....100.0% @ Phoenix 6/14

### LOS ANGELES SPARKS LOWS

-Points, Game.....52 vs. Washington 6/18  
-Points, First Half.....27 vs. Washington 6/18  
-Points, Second Half.....25 vs. Washington 6/18  
-Points, 1Q.....10 vs. Washington 6/18  
-Points, 2Q.....8 @ Las Vegas 5/26  
-Points, 3Q.....10 @ Seattle 6/21  
-Points, 4Q.....14 vs. Washington 6/18  
-Points, Overtime..... N/A

-Field Goals Made.....19 vs. Washington 6/18  
-Field Goals Att..... 61 @ Seattle 6/21  
-Field Goal Percentage...28.8 vs. Washington 6/18  
-3FG Made.....3 vs. Washington 6/18  
-3FG Att..... 13 @ Las Vegas 5/26  
-3FG Percentage.....15.8% vs. Washington 6/18  
-Free Throws Made.....6 vs. New York 6/15  
-Free Throws Att.....7 vs. New York 6/15  
-FT Percentage.....61.1% vs. Washington 6/18

-Offensive Rebounds....5 @ Phoenix 6/14, @ SEA 6/21  
-Defensive Rebounds.....18@ Connecticut 6/6  
-Total Rebounds.....25 @ Connecticut 6/6  
-Assists.....10 vs. Washington 6/18  
-Steals.....4 @ Seattle 6/21  
-Turnovers.....9 @ Phoenix 6/14  
-Blocked Shots.....1 vs. Washington 6/18  
-Personal Fouls.....12 vs. Washington 6/18

### OPPONENT LOWS

-Points, Game.....70 vs. Connecticut 5/31  
-Points, First Half.....31 vs. Connecticut 5/31  
-Points, Second Half.....32 @ Phoenix 6/14  
-Points, 1Q.....17 vs. New York 6/14  
-Points, 2Q.....12 vs. Connecticut 5/31  
-Points, 3Q....14 vs. CT 5/31, @PHX 6/14, vs. WSH 6/19  
-Points, 4Q.....18 @LV 5/26, @NY 6/4, @PHX 6/14  
-Points, Overtime.....N/A

-Field Goals Made.....24 vs. Connecticut 5/31  
-Field Goals Att.....66 vs. Washington 6/18  
-Field Goal Percentage..30.8% vs Connecticut 5/31  
-3FG Made.....4 @Las Vegas 5/26, @ CT 6/6  
-3FG Att.....14 @ Las Vegas 5/26  
-3FG Percentage.....26.1% vs. Connecticut 5/31  
-Free Throws Made.....12 vs. Washington 6/18  
-Free Throws Att.....13 @ Phoenix 6/14, @ SEA 6/21  
-FT Percentage.....64% vs. Connecticut 5/31

## HEAD COACH DEREK FISHER



Derek Fisher was named the 12th head coach of the Los Angeles Sparks on December 5, 2018. Fisher is a Los Angeles basketball legend, playing 18 seasons in the NBA and winning five championships with the Los Angeles Lakers. Fisher was drafted 24th overall by the Lakers in 1996, and played alongside Kobe Bryant and Shaquille O'Neal en route to three consecutive titles from 2000-2002. He later added two more rings in 2009 and 2010 with Los Angeles. Fisher also played for the Golden State Warriors, Utah Jazz, Dallas Mavericks and Oklahoma City Thunder.

Fisher's accolades include holding the all-time NBA record for playoff game appearances (259). He's also known for hitting a buzzer-beater with 0.4 seconds left against the San Antonio Spurs in Game 5 of the 2004 Western Conference Semifinals as a member of the Lakers. In his time as a player, he served as president of the players' union from 2006-2013.

After finishing the 2013 season with the Thunder, Fisher transitioned to the sidelines, being named head coach of the New York Knicks on June 10, 2014. Fisher coached into the 2015-2016 season with New York, helping develop then-rookie Kristaps Porzingis.

Fisher is a native of Little Rock, Arkansas where he attended Parkview Arts and Science Magnet High School, lettering in basketball. He then attended the University of Arkansas at Little Rock, where he finished his four-year career second all-time in school history in points (1,393), assists (472) and steals (189). His senior year, he was named Sun Belt Conference Player of the Year.

In the spring of 2016, Fisher became a television analyst for TNT, NBA TV and later Spectrum SportsNet as an in-studio analyst for the Lakers.





## Assistant Coach Fred Williams



Fred Williams was named assistant coach of the Los Angeles Sparks on Jan. 22, 2019 and brings over 35 years of collegiate and professional coaching experience. Most recently, Williams served as the Dallas Wings, previously Tulsa Shock, head coach from 2014-2018 where he coached WNBA All-Stars Skylar Diggins and Liz Cambage.

Williams launched his coaching career in 1983 as an assistant coach at USC where he coached standouts Cynthia Cooper, Pamela McGee,

Cheryl Miller, Lisa Leslie and Tina Thompson. Williams helped lead the Trojans to back-to-back NCAA titles in 1983 and 1984 before serving

as head coach from 1995-1997.

In addition to his time in Dallas, Williams previously served as head coach of the Utah Starzz from 1999-2001. Williams then spent six seasons with the Atlanta Dream, winning three WNBA Eastern Conference Championships. Williams took over Atlanta's head coach in 2012 and led the Dream to the WNBA finals in 2013.

Williams played for Boise State men's basketball program from 1976-1979 and averaged 12.0 points and 5.8 assists in his final season. The All-Big Sky Conference point guard played briefly in the NBA for the Utah Jazz before transitioning to a role on the sidelines. He also served as an advance scout for the Washington Mystics, Utah Jazz, Seattle Supersonics and Sacramento Kings.

Off the court, Williams is an avid musician who produces jazz music under the name "Freddy Bass Williams." He has released two jazz albums titled "Game Time" and "My Gift to You." Williams is originally from Inglewood, California, but currently resides in Irving, Texas with his wife Bo and their five children.

## Assistant Coach Latricia Trammell



Latricia Trammell was named assistant coach of the Los Angeles Sparks on Jan. 22, 2019. Trammell most recently served as an assistant coach for the San Antonio Stars in 2017 where she worked with the first overall pick Kelsey Plum.

Trammell also served as head coach at Oklahoma State University, producing an 85-10 record with the Stars.

She led the team to back-to-back NAIA Division I women's basketball

national championships in 2014 and 2015, which earned her National Coach of the Year honors in those two years.

After her two titles at OCU, Trammell transitioned to Division I basketball and became an assistant coach for Georgia State from 2015-2017 before transitioning to the WNBA. Trammell holds a 255-131 overall high school and college coaching record in her 24 years on the sidelines.

The Oklahoma native debuted as a head coach when she took over the job at Western State (Colo.) University. Trammell spent five seasons with the Mountaineers and built Western State to be a top contender in the Rocky Mountain Athletic Conference. Trammell's team notched a 105-76 record and made five consecutive RMAC Shootout appearances, catapulting her to become the third winningest coach in program history.

Trammell formally served on the WBCA National Convention Advisory Board and on the voting committee for USA Today/ESPN D-II Top 25. The Seminole, Oklahoma native is also a frequent basketball clinician and was a former player for both Seminole State College and East Central Oklahoma.

## Player Development Coach Jamal "Dash" Lovell



The Los Angeles Sparks named Jamal "Dash" Lovell their player development assistant coach on March 4, 2019. Lovell is a professional basketball skills trainer bringing over 11 years of experience working with NBA, WNBA and NCAA athletes, including Candace Parker, Paul George and Dwyane Wade. Lovell is currently involved with high-profile training clinics in Los Angeles, New York and Miami. In total, Lovell has helped 22 players play NCAA Division I basketball and has worked with over 30 NBA and WNBA players. Lovell, who's known for his training brand DashLetics, believes that aggressiveness, balance and footwork are the key components for success on the court.





#2	RIQUNA WILLIAMS	GUARD	5-7	05/28/90	MIAMI (FLA.)	6TH SEASON
----	-----------------	-------	-----	----------	--------------	------------

**2019 Regular Season Averages:**

G-GS	PPG	RPG	APG	SPG	BPG	MPG	FG%	3FG%	FT%
8-0	8.0	2.4	1.3	1.6	0.1	21.1	31.3	37.1	84.6

	2019 Season Highs	Career Highs	Playoff Career Highs
PTS	25	51, vs. SA 9/8/13	7, at MIN 10/4/17
REB	4	9, vs. SEA 9/12/13	2, at PHO 9/17/15
AST	4	6 (3 Times)	1, vs. MIN 9/29/17 (Twice)
STL	2	5 (3 Times)	1, vs. MIN 9/29/17 (3 Times)
BLK	1	2 (4 Times)	--
FGM	7	17, SA 9/8/13	2, at MIN 10/4/17
3FGM	4	8, vs. SA 9/8/13	1, at MIN 10/4/17 (3 Times)
FTM	7	18, at ATL 7/7/15	2, at MIN 10/4/17
MINS	28:32	39, PHO 8/4/15	16, at PHO 9/17/15



## GAME BY GAME STATS

[illegible]

#3	CANDACE PARKER	FORWARD/CENTER	6-4	4/19/86	TENNESSEE	11TH SEASON
----	----------------	----------------	-----	---------	-----------	-------------

### 2019 Regular Season Averages:

G-GS	PPG	RPG	APG	SPG	BPG	MPG	FG%	3FG%	FT%
2-2	2.5	4.5	2.5	1.0	1.0	23.7	11.1	0.0	50.0

	2019 Season Highs	Career Highs	Playoff Career Highs
PTS	3	40, vs HOU 7/9/08	33, vs. MIN 10/7/12
REB	5	20, at SA 6/1/13	18, at PHO 9/25/09
AST	3	11, at WAS 6/15 /18	11, at PHO 9/17/17
STL	2	8, vs IND 8/18/15	5, vs. MIN 9/29/17
BLK	2	9, vs TUL 6/20/12	4, at MIN 10/4/17 (5 Times)
FGM	1	14, vs SEA 7/25/13	14, vs. MIN 10/7/12
3FGM	-	5, Twice	3, at CHI 10/4/16 (4 Times)
FTM	1	14 vs. SEA 7/25/13	15, at CHI 10/4/16
MINs	24:41	48, Twice	40, at MIN 9/22/15 (4 Times)



## GAME BY GAME STATS

[illegible]






#7	MARIA VADEEVA	FORWARD/CENTER	6-4	6/16/98	RUSSIA	2ND SEASON
----	---------------	----------------	-----	---------	--------	------------

**2019 Regular Season Averages:**

G-GS	PPG	RPG	APG	SPG	BPG	MPG	FG%	3FG%	FT%
1-1	24.0	5.0	1.0	2.0	3.0	24.0	.55	50.0	0

	2019 Season Highs	Career Highs	Playoff Career Highs
PTS	24	24, at LV 5/26/19	--
REB	5	7, at LV 6/29/18	--
AST	1	2, vs. DAL 6/26/18	--
STL	2	2, @ DAL 6/22/18	--
BLK	3	3, vs. DAL 6/26/18	--
FGM	11	3, 3 times	--
3FGM	2	1, 2 times	--
FTM	0	3, at LV 6/29/18	--
MINs	24	13, @ DAL 6/22/18	--



## GAME BY GAME STATS


[illegible]

#10	TIERRA RUFFIN-PRATT	GUARD/FORWARD	5-11	04/11/91	NORTH CAROLINA	6TH SEASON
-----	---------------------	---------------	------	----------	----------------	------------

**2019 Regular Season Averages:**

G-GS	PPG	RPG	APG	SPG	BPG	MPG	FG%	3FG%	FT%
9-8	6.7	3.1	2.4	0.8	1.4	23.4	36.7	29.4	84.6

	2019 Season Highs	Career Highs	Playoff Career Highs
PTS	17	20, vs. LA 6/23/15	17, vs. NY 9/22/15
REB	7	12, vs. SEA 6/27/17	9, vs. NY 9/10/17
AST	5	6, six times	4, vs. NY 9/10/17
STL	2	4, vs. SAN 7/25/17	4, vs. NY 9/22/15
BLK	3	3, Three times	1, NY 9/22/15
FGM	6	14, two times	6, vs. NY 9/22/15
3FGM	2	4, vs. NY 9/13/16	2, vs. SEA 9/12/18
FTM	3	9, vs. SAN 8/28/16	6, vs. MIN 9/12/17
MINS	35:08	40, vs. SEA 5/26/16	29, vs. NY 9/22/15



## GAME BY GAME STATS


[illegible]

#12	CHELSEA GRAY	GUARD	5-11	10/8/92	DUKE	4TH SEASON
-----	--------------	-------	------	---------	------	------------

**2019 Regular Season Averages:**

G-GS	PPG	RPG	APG	SPG	BPG	MPG	FG%	3FG%	FT%
9-9	14.7	3.2	4.4	0.7	0.3	29.5	43.5	38.7	95.2

	2019 Season Highs	Career Highs	Playoff Career Highs
PTS	29	29, at NY 6/4/19	27, at MIN 9/24/17
REB	7	7, Twice	6, vs. PHO 9/14/17
AST	9	11, vs NY 6/24/18	9, vs. MIN 10/1/17
STL	1	3, Twice	3, at MIN 10/4/17 (Twice)
BLK	2	3, at Chi 6/17/18	2, vs. MIN 9/29/17
FGM	10	10, at NY 6/4/19	10, at MIN 9/24/17
3FGM	4	4, 3 Times	4, at MIN 9/24/17 (Twice)
FTM	6	6, vs MIN 9/6/16	6, at MIN 10/9/16
MINS	33:43	36, 3 times	38, vs. PHO 9/14/17



## GAME BY GAME STATS

[illegible]

#13	CHINEY OGWUMIKE	FORWARD/CENTER	6-4	03/21/92	STANFORD	3RD SEASON
-----	-----------------	----------------	-----	----------	----------	------------

**2019 Regular Season Averages:**

G-GS	PPG	RPG	APG	SPG	BPG	MPG	FG%	3FG%	FT%
9-7	12.6	7.1	1.2	1.3	0.8	28.1	49.0	0	84.2

	2019 Season Highs	Career Highs	Playoff Career Highs
PTS	26	30, vs. SEA 6/15/18	2, vs. PHX 8/23/18
REB	14	17, vs. NY 6/29/14	3, vs. PHX 8/23/18
AST	4	4, vs. NY 6/14/19	1, vs. PHX 8/23/18
STL	3	4, two times	2, vs. PHX 8/23/18
BLK	2	7, vs. DAL 7/20/16	—
FGM	9	13, vs. SEA 6/15/18	1, vs. PHX 8/23/18
3FGM	0	1, vs. NY 6/7/18	—
FTM	6	8, vs. CHI 8/10/18	—
MINS	35:43	40, two times	19



## GAME BY GAME STATS

Date	Opponent	MIN	FG-A	PCT	3PM-A	PCT	FTM-A	PCT	OFF	DEF	TOT	AST	STL	BLK	TO	PF	PTS
5/26	@LV	20	1 - 10	10.0	-	-	-	-	0	6	6	0	2	0	0	4	2
5/31	CT	32:11	7 - 11	63.6	-	-	6 - 6	100.0	4	3	7	2	1	1	0	5	20
6/4	@NY	35:43	5 - 13	38.5	-	-	5 - 6	83.3	5	5	10	2	2	2	3	3	15
6/6	@CT	30:22	9 - 11	81.8	-	-	1 - 2	50.0	3	0	3	1	3	2	0	1	19
6/8	@MIN	29:52	6 - 12	50.0	0 - 1	0.0	2 - 2	100.0	5	4	9	0	1	1	2	4	14
6/14	@PHO	15:00	4 - 7	57.1	-	-	-	-	1	1	2	0	1	0	1	4	8
6/15	NY	34:25	12-20	60.0	0-0	-	2-3	66.7	7	7	14	4	1	0	1	4	26
6/18	WASH	27:58	3-7	42.9	-	-	0-2	0.0	2	5	7	1	1	0	4	3	6
6/21	@SEA	26:57	2-9	22.0	0-1	0.0	-	-	1	5	6	1	0	1	4	5	4
6/23	@PHO																
6/27	LV																
6/30	CHI																
7/7	WASH																
7/9	@DAL																
7/12	@IND																
7/14	@ATL																
7/18	DAL																
7/20	@NY																
7/23	@ATL																
8/1	LV																
8/4	SEA																
8/8	PHO																
8/11	CHI																
8/14	@DAL																
8/16	@CHI																
8/20	MIN																
8/22	IND																
8/25	CT																
8/27	@WASH																
8/29	@IND																
8/31	@LV																
9/3	ATL																
9/5	SEA																
9/8	MIN																



#21	KALANI BROWN	CENTER	6-7	03/21/97	BAYLOR	R-SEASON
-----	--------------	--------	-----	----------	--------	----------

**2019 Regular Season Averages:**

G-GS	PPG	RPG	APG	SPG	BPG	MPG	FG%	3FG%	FT%
9-0	3.9	3.8	0.4	0.3	0.6	14.0	39.4	0	75.0

	2018 Season Highs	Career Highs	Playoff Career Highs
PTS	6	6, Twice	–
REB	5	5, Three Times	–
AST	2	2, @ SEA 6/21/19	–
STL	1	1, @LV 5/26/19	–
BLK	2	2, @LV 5/26/19	–
FGM	3	3, Twice	–
3FGM	--	--	–
FTM	2	2, Three times	–
MINs	21:04	16, @LV 5/26/19	–



## GAME BY GAME STATS

[illegible]

#24	SYDNEY WIESE	GUARD	6-0	6/16/95	OREGON STATE	2ND SEASON
-----	--------------	-------	-----	---------	--------------	------------

### 2019 Regular Season Averages:

G-GS	PPG	RPG	APG	SPG	BPG	MPG	FG%	3FG%	FT%
9-6	4.8	1.7	1.1	0.2	0.4	18.0	39.0	39.1	100.0

	2019 Season Highs	Career Highs	Playoff Career Highs
PTS	12	22 vs WAS 5/19/17	--
REB	4	4 vs. CT 5/31/19	--
AST	4	4, at CT 6/6/19	--
STL	2	2, at MN 6/8/19	--
BLK	1	1, 4 times	--
FGM	4	8 vs WAS 5/19/17	--
3FGM	2	6 vs WAS 5/19/17	--
FTM	0	3, vs. NY 8/4/17	--
MINs	29:44	30 vs CT 5/31/19	1, vs. PHO 5/19/17



## GAME BY GAME STATS

Date	Opponent	MIN	FG-A	PCT	3PM-A	PCT	FTM-A	PCT	OFF	DEF	TOT	AST	STL	BLK	TO	PF	PTS
5/26	@LV	2	0 - 0	0.0	0 - 0	0.0	0 - 0	-	0	0	0	0	0	0	0	0	0
5/31	CT	29:44	1 - 5	20.0	1 - 4	25.0	0 - 0	-	0	4	4	0	1	1	1	0	3
6/4	@NY	26:52	3 - 8	37.5	2 - 4	50.0	0 - 0	-	0	1	1	0	0	0	2	1	8
6/6	@CT	26:30	3 - 8	37.5	1 - 6	16.7	0 - 0	-	0	2	2	4	0	1	0	2	7
6/8	@MIN	15:34	0 - 5	-	0 - 2	-	0 - 0	-	0	0	0	0	2	1	1	0	0
6/14	@PHO	15:17	2 - 2	100.0	-	-	-	-	0	1	1	2	0	0	1	1	4
6/15	NY	14:16	1-3	33.3	1-2	50.0	0-0	-	0	3	3	2	0	0	1	0	3
6/18	WASH	17:20	4-7	57.1	2-3	66.7	2-2	100.0	2	1	3	1	1	0	2	1	12
6/21	@SEA	13:53	2-3	66.7	1-4	25.0	2-2	100.0	0	0	0	0	0	0	0	0	7
6/23	@PHO																
6/27	LV																
6/30	CHI																
7/7	WASH																
7/9	@DAL																
7/12	@IND																
7/14	@ATL																
7/18	DAL																
7/20	@NY																
7/23	@ATL																
8/1	LV																
8/4	SEA																
8/8	PHO																
8/11	CHI																
8/14	@DAL																
8/16	@CHI																
8/20	MIN																
8/22	IND																
8/25	CT																
8/27	@WASH																
8/29	@IND																
8/31	@LV																
9/3	ATL																
9/5	SEA																
9/8	MIN																

#30	NNEKA OGWUMIKE	FORWARD	6-2	7/2/90	STANFORD	7TH SEASON
-----	----------------	---------	-----	--------	----------	------------

### 2019 Regular Season Averages:

G-GS	PPG	RPG	APG	SPG	BPG	MPG	FG%	3FG%	FT%
9-9	14.3	9.1	1.6	1.4	0.2	28.3	47.2	42.1	77.8

	2019 Season Highs	Career Highs	Playoff Career Highs
PTS	21	38 vs. ATL 6/30/16	27, vs. CHI 9/28/16
REB	15	20, at IND 7/12/12	14, vs. PHO 9/19/13
AST	3	8, Twice	6, vs. CHI 10/28/16
STL	4	6 vs. CHI 6/1/14	4, at CHI 10/4/16
BLK	1	5 vs. ATL 6/30/16	3, at CHI 10/4/16
FGM	8	13 vs. ATL 6/30/16	11, vs. LA 9/28/16
3FGM	4	4 at CT 6/6/19	2, vs. MIN 10/14/16
FTM	5	14 vs. WAS, 9/3/15	7, vs. PHO 9/23/13
MINS	33:39	42 Twice	38, at MIN 9/18/15



## GAME BY GAME STATS

Date	Opponent	MIN	FG-A	PCT	3PM-A	PCT	FTM-A	PCT	OFF	DEF	TOT	AST	STL	BLK	TO	PF	PTS
5/26	@LV	20	7 - 16	43.8	2 - 4	50.0	3 - 4	75.0	6	5	11	1	0	0	1	5	17
5/31	CT	33:10	8 - 19	42.1	2 - 5	40.0	1 - 2	50.0	3	12	15	1	0	1	1	5	19
6/4	@NY	32:16	2 - 14	14.3	0 - 1	-	5 - 6	83.3	2	7	9	2	3	0	1	4	9
6/6	@CT	28:18	8 - 11	72.7	4 - 4	100.0	1 - 1	100.0	1	9	10	1	3	0	5	4	21
6/8	@MIN	33:39	2 - 7	28.6	1 - 3	33.3	0 - 0	-	3	6	9	2	4	0	2	2	5
6/14	@PHO	33:17	7 - 11	63.6	0 - 2	0	2 - 2	100.0	1	7	8	3	1	0	3	4	16
6/15	NY	32:52	9-13	69.2	0-2	-	0-0	-	1	8	9	2	0	0	3	6	20
6/18	WASH	28:43	3-10	30.0	1-2	50.0	5-8	62.5	2	4	6	1	2	0	2	0	12
6/21	@SEA	12:37	4-5	80.0	-	-	2-2	100.0	0	5	5	1	0	1	3	4	10
6/23	@PHO																
6/27	LV																
6/30	CHI																
7/7	WASH																
7/9	@DAL																
7/12	@IND																
7/14	@ATL																
7/18	DAL																
7/20	@NY																
7/23	@ATL																
8/1	LV																
8/4	SEA																
8/8	PHO																
8/11	CHI																
8/14	@DAL																
8/16	@CHI																
8/20	MIN																
8/22	IND																
8/25	CT																
8/27	@WASH																
8/29	@IND																
8/31	@LV																
9/3	ATL																
9/5	SEA																
9/8	MIN																