

LOS ANGELES SPARKS 2019 GAME NOTES



Los Angeles Sparks (4-4) at Seattle Storm (5-4)

June 21, 2019

Angel of the Winds Arena | 7:30 pm (PT) | CBS, Spectrum SportsNet, JoeTV



PRESEASON SCHEDULE

Date	Opponent	Time/Result	Record
5/11	at Phoenix*	L, 75-82	N/A
5/17	SEATTLE*	W, 92-85	N/A

REGULAR SEASON SCHEDULE

Date	Opponent	Time/Result	Record
5/26	at Las Vegas	L, 70-83	0-1
5/31	CONNECTICUT	W, 77-70	1-1
6/4	at New York	W, 78-73	2-1
6/6	at Connecticut	L, 89-77	2-2
6/8	at Minnesota	W, 89-85	3-2
6/14	at Phoenix	W, 85-68	4-2
6/15	NEW YORK	L, 92-98	4-3
6/18	WASHINGTON	L, 81-52	4-4
6/21	at Seattle	7:00 p.m.	
6/23	at Phoenix	3:00 p.m.	
6/27	LAS VEGAS	7:30 p.m.	
6/30	CHICAGO	2:00 p.m.	
7/7	WASHINGTON	2:00 p.m.	
7/9	at Dallas	10:00 a.m.	
7/12	at Indiana	4:00 p.m.	
7/14	at Atlanta	12:00 p.m.	
7/18	DALLAS	12:30 p.m.	
7/20	at New York	12:00 p.m.	
7/23	at Atlanta	4:00 p.m.	
8/1	LAS VEGAS	7:00 p.m.	
8/4	SEATTLE	2:00 p.m.	
8/8	PHOENIX	7:00 p.m.	
8/11	CHICAGO	2:00 p.m.	
8/14	at Dallas	5:00 p.m.	
8/16	at Chicago	5:00 p.m.	
8/20	MINNESOTA	7:30 p.m.	
8/22	INDIANA	7:30 p.m.	
8/25	CONNECTICUT	2:00 p.m.	
8/27	at Washington	4:00 p.m.	
8/29	at Indiana	4:00 p.m.	
8/31	at Las Vegas	7:30 p.m.	
9/3	ATLANTA	7:30 p.m.	
9/5	SEATTLE	7:30 p.m.	
9/8	MINNESOTA	1:00 p.m.	

* = Preseason

All times listed are Pacific Time

CONTACT INFORMATION

Eli Horowitz

Director, Public Relations and Communications
ehorowitz@la-sparks.com
(847) 644-9932

Natalie Gilmore

Coordinator, Public Relations and Communications
ngilmore@la-sparks.com
(661) 714-8051



@LA_Sparks



@LA_Sparks



Los Angeles Sparks

SPARKS ALL STARS

G		12		CHELSEA GRAY						5'11"		170 LBS			
GP/GS	8/8	PPG	15.6	RPG	3.4	APG	4.9	SPG	0.8	FG%	44.3	3FG%	40.7	MPG	30.0

Gray recorded her 500th career assist and scored a career-high 29 points against the Liberty on June 4. Gray also logged a 21-point performance to help the Sparks defeat the Minnesota Lynx on June 8, eclipsing the 1500-point career milestone. Gray's 15.6 points per game to start the season puts her ninth in the WNBA, and her 40.7% from beyond the arc. Gray tied Tina Thompson with 1,327 points and entered the top-10 in Sparks scoring history on June 18.

F/C	13	CHINEY OGWUMIKE						6'4"		173 LBS					
GP/GS	8/7	PPG	13.8	RPG	7.3	APG	1.3	SPG	1.5	FG%	51.6	3FG%	0.0	MPG	28.3

Ogwumike joined the Sparks starting lineup for 2019 following her offseason trade from the Sun and put up 20 points in the teams' first head-to-head meeting on May 31. The former Rookie of the Year followed that performance with her first double-double of the season in a win over the Liberty on June 4. Ogwumike ranks second in the WNBA for offensive rebounds per game with 3.4.

F	3	CANDACE PARKER				6'4"	175 LBS	
GP/GS	1/1	PPG 3.0	RPG 5.0	APG 3.0	SPG 2.0	FG% 11.1%	3FG% 0.0	MIN 24

The former Rookie of the Year, two-time MVP, five-time All-Star and 2016 WNBA Finals MVP passed the 5,000 career points milestone during the 2018 season. The 2008 and 2012 Olympic gold medalist also became the 12th player in WNBA history to reach the 2,500 rebound milestone. Parker made her 2019 season debut on June 18th against the Mystics.

G/F	0	ALANA BEARD					5'11"	160 LBS							
GP/GS	1/1	PPG	5.0	RPG	3.0	APG	4.0	SPG	0	FG%	.500	3FG%	0	MPG	20

Beard notched five points and dished out four assists against the Las Vegas Aces in the first game of the 2019 season. The 2017 and 2018 Defensive Player of the Year started in 30 regular season and two playoff games for the Sparks last season. Beard's 1.5 steals per game ranked fourth in the WNBA in 2018. She leads all active WNBA players in career steals.

F	30	NNEKA OGWUMIKE				6'2"	174 LBS								
GP/GS	8/8	PPG	14.9	RPG	9.6	APG	1.6	SPG	1.6	FG%	45.5	3FG%	42.1	MPG	30.3

The five-time WNBA All-Star, 2016 WNBA MVP and former Rookie of the Year notched her third double-double of the season, registering 21 points and 10 rebounds against Connecticut on June 6. The forward's 9.6 rebounds per game currently ranks third in the league. Ogwumike recorded three double-doubles in the first eight games of the season.

PLAYER UPDATES

NUM.	PLAYER	POS.	REASON
0	Alana Beard	G/F	Left Leg
7	Maria Vadeeva	F/C	Overseas

WHERE DID YOU COME FROM?

NUM.	PLAYER	HOW ACQUIRED
0	Alana Beard	Free agent (2012)
1	Alexis Jones	Trade (2019)
2	Riquna Williams	Trade (2016)
3	Candace Parker	Draft (2008)
5	Marina Mabrey	Draft (2019)
7	Maria Vadeeva	Draft (2018)
10	Tierra Ruffin-Pratt	Free agent (2019)
12	Chelsea Gray	Trade (2016)
13	Chiney Ogwumike	Trade (2019)
21	Kalani Brown	Draft (2019)
24	Sydney Wiese	Draft (2017)
30	Nneka Ogwumike	Draft (2012)

MILESTONE WATCH

PLAYER	MILESTONE (CURRENT)
Candace Parker	5500 points (5116) 1200 assists (1157) 3000 rebounds (2553) 550 blocks (501)
Alana Beard	5000 points (4693) 1100 assists (1042) 250 blocks (217) 700 steals (698)
Nneka Ogwumike	4000 points (3684) 2000 rebounds (1729)
Chiney Ogwumike	1500 points (1453) 1000 rebounds (770)
Chelsea Gray	2000 points (1562) 1000 assists (528)

PRONOUNCIATION

PLAYER/COACH	PRONOUNCIATION
Alana Beard	ah-LAY-nah
Kalani Brown	kuh-lah-NEE
Chiney Ogwumike	shih-NAY Oh-gwoo-MIH-kay
Nneka Ogwumike	NEH-kuh Oh-gwoo-MIH-kay
Tierra Ruffin-Pratt	Tee-air-rah
Maria Vadeeva	Vuh-DEE-vuh
Sydney Wiese	WEECE (rhymes with REESE)
Riquna Williams	rih-QUAHN-uh

COACHING STAFF

NAME	ROLE
Derek Fisher	Head Coach
Latricia Trammell	Assistant Coach
Fred Williams	Assistant Coach
Jamal "Dash" Lovell	Player Development Coach
Courtney Watson	Athletic Trainer
Kelly Dormandy	Strength and Conditioning Coach
Rachel Schrote	Video Coordinator

STORM CHASING

Coming off of two losses at home, the Los Angeles Sparks look to regain momentum against the Seattle Storm. The Sparks currently sit at fifth in the league right behind the Storm. This will be Seattle's first game at home after splitting a four-game road trip. The last time Seattle and Los Angeles met was on July 10, 2018 at KeyArena in an overtime thriller. The Sparks won behind Candace Parker who boasted 21 points, 10 assists and nine rebounds. Parker made her 2019 debut on Tuesday night against Washington after missing the first seven matchups with a hamstring injury.

SCHOOL OF FISHER

The Los Angeles Sparks named Derek Fisher as its new head coach during the offseason on December 5, 2018. Fisher won five titles in 18 NBA seasons with the Los Angeles Lakers, and played alongside Kobe Bryant and Shaquille O'Neal en route to three consecutive titles from 2000 to 2002. Fisher began his coaching career as the head coach of the New York Knicks during the 2015-2016 season. The Sparks' 12th head coach hopes to translate his championship experience to the Sparks as he enters his first season in the league for the 2019 WNBA season.

NEW FACES

In addition to bringing in head coach Derek Fisher, the Los Angeles Sparks also made some roster changes as well. The Sparks took center Kalani Brown as the seventh overall pick and guard Marina Mabrey as the 19th overall pick in the 2019 WNBA Draft. Following the draft, Los Angeles acquired guard Alexis Jones from the Minnesota Lynx in exchange for guard Odyssey Sims, before trading a first-round pick to the Connecticut Sun in exchange for two-time All-Star forward/center Chiney Ogwumike. Before the draft, the Sparks signed free agent guard Tierra Ruffin-Pratt, who played six seasons with the Washington Mystics and helped them reach the 2018 WNBA Finals.

IT ALL STARTS UP FRONT

Already with a deep frontcourt in forwards Candace Parker, Nneka Ogwumike, and Maria Vadeeva last season, the Sparks will add forward/center Chiney Ogwumike and center Kalani Brown to the rotation. The three were vital to the Sparks posting the WNBA's fifth best field goal percentage of 45.2 during Los Angeles' 2018 year campaign. Ogwumike averaged 14.4 points and 7.5 rebounds per game in Connecticut, shooting a career-high 60.3 percent from the field. Brown – who helped Baylor win the 2019 NCAA Championship – averaged 15.6 points and 8.1 rebounds per game during her senior season.

DEFENSE WINS CHAMPIONSHIPS

Without reigning back-to-back Defensive Player of the Year Alana Beard, who has been out of the lineup since the first game of the 2019 season, the Sparks have turned to other members of the roster to keep the same high-level defense that has been a focal point of the Sparks continued success. The Sparks rank fourth in opponent field goal percentage (40.7%) and third in total steals per game with 8.9. Tierra Ruffin-Pratt has led the charge for the Sparks, recording 10 blocks so far this season, giving her the most blocks by a guard in the WNBA.

GRAY SCALE

The Sparks announced the resigning of guard Chelsea Gray on April 30. Gray evolved into one of the best point guards in the league, averaging new career-highs in points (14.9), assists (5.1), rebounds (3.4) and steals (1.4) in her second season as a full time starter. In her fourth season in the league, Gray earned her second consecutive WNBA All-Star honors after having a breakout season in 2017. She opened last season with a game-winning buzzer-beater to give the Sparks a 77-76 win over the Minnesota Lynx. Gray recorded her 500th career assist and scored a career high 29 points in the third game of 2019 at New York. The point guard also achieved her 1500 career points milestone on June 8 at Minnesota.

2019 LOS ANGELES SPARKS ROSTER

NUM.	PLAYER	POS.	HT.	YRS OF EXP.	DOB	COLLEGE
0	Alana Beard	G/F	5'11"	13	05/14/82	Duke
1	Alexis Jones	G	5'9"	2	05/08/94	Baylor
2	Riquna Williams	G	5'7"	6	05/28/90	Miami (Fla.)
3	Candace Parker	F/C	6'4"	11	04/19/86	Tennessee
5	Marina Mabrey	G	5'11"	R	11/14/96	Notre Dame
7	Maria Vadeeva*	F/C	6'4"	1	07/16/98	Russia
10	Tierra Ruffin-Pratt	G/F	5'11"	6	04/11/91	North Carolina
12	Chelsea Gray	G	5'11"	4	10/08/92	Duke
13	Chiney Ogwumike	F/C	6'4"	3	03/22/92	Stanford
21	Kalani Brown	C	6'7"	R	03/21/97	Baylor
24	Sydney Wiese	G	6'0"	2	06/16/95	Oregon State
30	Nneka Ogwumike	F	6'2"	7	07/02/90	Stanford

*will return after overseas commitments

2019 LA SPARKS ROSTER



ALANA BEARD
Position: G/F
Height: 5'11"
DOB: 5/14/82
College: Duke



ALEXIS JONES
Position: G
Height: 5'9"
DOB: 5/8/94
College: Baylor



RIQUANA WILLIAMS
Position: G
Height: 5'7"
DOB: 5/28/90
College: Miami



CANDACE PARKER
Position: F/C
Height: 6'4"
DOB: 4/19/86
College: Tennessee



MARINA MABREY
Position: G
Height: 5'11"
DOB: 9/14/96
College: Notre Dame



MARIA VADEEVA
Position: F/C
Height: 6'4"
DOB: 7/16/98
College: Russia



TIERRA RUFFIN-PRATT
Position: G/F
Height: 5'11"
DOB: 4/11/91
College: North Carolina



CHELSEA GRAY
Position: G
Height: 5'11"
DOB: 10/8/92
College: Duke



CHINEY OGUMIKE
Position: F/C
Height: 6'4"
DOB: 3/22/92
College: Stanford



KALANI BROWN
Position: C
Height: 6'7"
DOB: 3/21/97
College: Baylor



SYDNEY WIESE
Position: G
Height: 6'0"
DOB: 6/16/95
College: Oregon State




NNEKA OGUMIKE
Position: F
Height: 6'2"
DOB: 7/2/90
College: Stanford

COACHING STAFF



DEREK FISHER
HEAD COACH



FRED WILLIAMS
ASSISTANT COACH



LATRICA TRAMMELL
ASSISTANT COACH



COURTNEY WATSON
DIRECTOR OF
SPORTS MEDICINE/
HEAD ATHLETIC
TRAINER



KELLY DORMANDY
STRENGTH &
CONDITIONING
COACH



JAMAL LOVELL
PLAYER
DEVELOPEMENT
COACH

SEATTLE STORM

PREVIEW: The Los Angeles Sparks face the Seattle Storm for the first time in the 2019 regular season after the Sparks defeated the Storm 92-85 in a preseason matchup. Los Angeles is looking to find some momentum on the road following its two consecutive home losses, including a Tuesday night rout at the hands of the Washington Mystics that dropped the Sparks to 4-4 on the season.

The defending WNBA Champions return home after a four-game road trip where it bookended two wins with losses, including its most recent 67-81 loss to the Connecticut Sun. At 2-0 at home and 5-4 on the season, Seattle falls at fifth in WNBA standings, just one place ahead of the Sparks.



With Seattle stars Sue Bird and Breanna Stewart sidelined with long-term injuries, forward Natasha Howard has stepped up to lead the Storm. Howard averages 19.6 points and falls second in the WNBA in points per game. On the defensive end, guard Jordin Canada leads the league with 2.9 steals per game, but she suffered a left knee injury in a win over the Mystics on June 14.

When the two teams met on May 17, Sparks forward Nneka Ogumike boasted 18 points and seven rebounds on a 72.7 field goal percentage. Ogumike's 9.6 rebounds per game currently ranks third in the league, right in front of Howard's 9.2 rebounds per game. Sparks guard Sydney Weise, who joined the starting lineup during Candace Parker's injury, tacked on 13 points on 55.6% shooting.

Parker returned from injury and made her 2019 regular season debut for the Sparks in their loss to Washington on Tuesday night. She scored 3 points on nine attempts with six turnovers. The five-time WNBA All-Star and 2016 WNBA Champion looks to find her rhythm with the group on this road trip.

The Storm and the Sparks faced each other three times in the 2018 season, with Seattle winning the first two meetings. In their final matchup last season, the Sparks defeated Seattle in an overtime battle, 77-75. Parker recorded 21 points, 10 assists, nine rebounds, and four steals. Seattle went on to beat the Washington Mystics in the WNBA finals to claim the 2018 title.

HEAD COACH: Dan Hughes, 2nd season

Probable Starters:

C	Mercedes Russell
G	Blake Dietrick
G	Jewell Lloyd
F	Alysha Clark
F	Natasha Howard

SPARKS' MOST RECENT GAME vs WSH (6/18/19)							SPARKS LAST GAME AGAINST STORM (7/10/18)							STORM MOST RECENT GAME (6/16/19)						
	1	2	3	4	OT	FINAL		1	2	3	4	OT	FINAL		1	2	3	4	OT	FINAL
LA	10	17	11	14	—	52	LA	21	15	14	16	11	77	SEA	17	16	21	13	—	67
WSH	24	24	14	19	—	81	SEA	14	20	26	6	9	75	CT	28	16	12	25	—	81
Biggest Lead: LA: 0 WSH: 30							Biggest Lead: LA: 10 SEA: 12							Biggest Lead: SEA: 5 CONN: 17						
Lead Changes: 0 Times Tied: 0							Lead Changes: 9 Times Tied: 8							Lead Changes: 9 Times Tied: 4						
Points: LA: N. Ogumike, Wiese 12 WASH: Atkins 22							Points: LA: Parker 21, SEA: Howard 18							Points: SEA: Howard 20, CONN: Thomas 20						
Rebounds: LA: C. Ogumike, Gray 7, WSH: Delle Donne 15							Rebounds: LA: N. Ogumike, Parker 9, SEA: Stewart 12							Rebounds: SEA: Howard 8, CONN: Jones 8						
Assists: LA: Parker 3, WSH: Toliver 9							Assists: LA: Parker, 10, SEA: Bird 8							Assists: SEA: Clark, Dietrick 3, CONN: Jones 6						

WASHINGTON MYSTICS

Recap: Los Angeles, Calif. (June 18, 2019) -- The Sparks entered today's game with an all-time home record of 15-6 over the Mystics, but fell 81-52 on Tuesday night in Candace's Parker's return to the lineup. The two-time MVP missed the first seven games of the season with a hamstring injury. The Mystics, led by 22 points from Ariel Atkins, led by as much as 30 points, scoring 38 of their 81 points off of 27 Sparks turnovers. Nneka Ogumike and Sydney Wiese led the Sparks with 12 points apiece.

Kristi Toliver and Atkins led the Mystics on a 20-3 run in the first quarter as the Mystics defense held the Sparks to just three field goals in the first quarter. Sydney Wiese recorded her first two foul shots of the season, making both and closing the gap to 15. Nearly escaping the record for fewest points scored in a quarter, Riquna Williams got the crowd on their feet with a foul-line jumper. Wiese joined in on the action by swishing a 3-pointer on the right wing closest to the Sparks bench. The Mystics answered with a steal and a last second 17-foot jumper from Toliver to give the Mystics a 24-10 lead after the first quarter.

Rookies Kalani Brown and Marina Mabrey checked in to start the second quarter, with Brown sinking two free throws in her first minute of play. A lid remained on the Sparks basket in the second quarter with Mabrey's put-back rolling off the rim and Williams' 3-pointer spinning out. Mabrey tied her career high in rebounding with three by the second quarter and N.Ogumike led the Sparks in scoring at the half with seven.

The Sparks entered the second half down 21 and early rebounds and hustle plays suggested the Sparks weren't ready to back down. But Tierra-Ruffin Pratt's lockdown defense on Toliver was not enough to keep the Sparks in the game as Atkins knocked down two wide open 3-pointers, one in each corner. N.Ogumike canceled one out by knocking down a three of her own. Still, the Sparks were shooting their lowest shooting percentage of the season at 22%. That percentage would improve to just 28.8% by the final buzzer.

The rookie duo re-entered the game to start the fourth quarter. Wiese scored four early points in the final quarter to help the Sparks avoid a record low of 47 points scored in a game, set in 2007 against the Seattle Storm. In the loss, Wiese set a new season-high of 12 points and Brown tied her season-high for blocks with two after punching Myisha Hines-Allen's floater out of the air.

Up next: The Sparks look to avoid a third straight loss on Friday in Everett, Washington against the Seattle Storm at 7:30 p.m. on CBS Sports Network and Spectrum SportsNet.



SPARKS' MOST RECENT GAME vs WSH (6/18/19)

	1	2	3	4	OT	FINAL
LA	10	17	11	14	—	52
WSH	24	24	14	19	—	81

Biggest Lead: LA: 0 | WSH: 30
Lead Changes: 0 | **Times Tied:** 0

Points: LA: N. Ogumike, Weise 12 WASH: Atkins 22
Rebounds: LA: C. Ogumike, Gray 7,
 WSH: Delle Donne 15
Assists: LA: Parker 3, WSH: Toliver 9

2019 TEAM BOX SCORE

DATE	OPPONENT	MIN	FG-A	PCT	3PM-A	PCT	FTM-A	PCT	OFF	DEF	TOT	AST	STL	BLK	TO	PF	PTS
5/26	@LV	200:0	28 - 77	36.4	5 - 13	38.5	9 - 13	69.2	10	30	40	17	9	8	14	22	70
5/31	CT	200:0	28 - 72	38.9	6 - 20	30.0	15 - 17	88.2	9	30	39	15	6	4	10	22	77
6/4	@NY	200:0	27 - 78	34.6	8 - 21	38.1	16 - 20	80.0	13	27	40	15	9	6	12	15	78
6/6	@CT	200:0	29 - 66	43.9	8 - 25	32.0	11 - 12	91.7	7	18	25	23	13	4	21	18	77
6/8	@MIN	200:0	32 - 74	43.2	9 - 25	36.0	16 - 17	94.1	12	21	33	18	13	5	16	21	89
6/14	@PHX	200:0	34 - 66	51.5	9 - 19	47.4	8 - 9	88.9	5	25	30	19	7	4	9	21	85
6/15	NY	200:0	39-84	46.4	8-23	34.8	6-7	85.7	12	30	42	22	5	3	14	22	92
6/18	WASH	200:0	19-66	28.8	3-19	15.8	11-18	61.6	10	28	38	10	9	1	26	12	52
6/21	@SEA																
6/23	@PHX																
6/27	LV																
6/30	CHI																
7/7	WASH																
7/9	@DAL																
7/12	@IND																
7/14	@ATL																
7/18	DAL																
7/20	@NY																
7/23	@ATL																
8/1	LV																
8/4	SEA																
8/8	PHO																
8/11	CHI																
8/14	@DAL																
8/16	@CHI																
8/20	MIN																
8/22	IND																
8/25	CT																
8/27	@WASH																
8/29	@IND																
8/31	@LV																
9/3	ATL																
9/5	SEA																
9/8	MIN																

2019 REGULAR SEASON SUPERLATIVES

LOS ANGELES SPARKS HIGHS

Points, Game.....92 @ New York 6/4
Points, First Half.....50 @ New York 6/4
Points, Second Half..... 47 @ Phoenix 6/14
Points, 1Q.....23 @ Las Vegas 5/26
Points, 2Q.....31 vs. New York 6/15
Points, 3Q.....24 @ Phoenix 6/14
Points, 4Q.....25 @ Connecticut 6/6
Points, Overtime.....N/A

Field Goals Made.....39 vs. New York 6/15
Field Goals Att.....84 vs. New York 6/15
Field Goal Percentage...51.9% @ Phoenix 6/14
3FG Made.....9 @ Minnesota 6/8, @PHX 6/14
3FG Att..... 25 @ Connecticut 6/6, @MIN 6/8
3FG Percentage.....47.4 % @ Phoenix 6/14
Free Throws Made.....16 @ New York 6/4, @MIN 6/8
Free Throws Att..... 20 @ New York 6/4
FT Percentage.....94.1% @ Minnesota 6/8

Offensive Rebounds....13 @ New York 6/4
Defensive Rebounds...30@LV 5/26,vs. CT 5/31vs. NY 6/15
Total Rebounds.....42 vs. New York 6/15
Assists.....23 @ Connecticut 6/6
Steals.....13 @ Connecticut 6/6, @MIN 6/8
Turnovers.....26 vs. Washington 6/18
Blocked Shots..... 8 @ Las Vegas 5/26
Personal Fouls.....22 @ LV 5/26, vs. CT 5/31, vs. NY 6/15

OPPONENT HIGHS

Points, Game..... 98 vs. New York 6/15
Points, First Half..... 48 vs. NY 6/15, vs. WSH 6/18
Points, Second Half.....50 vs. New York 6/15
Points, 1Q.....27 @ Las Vegas 5/26
Points, 2Q.....31 vs. New York 6/15
Points, 3Q.....27 @ Minnesota 6/8
Points, 4Q.....26 vs. New York 6/15
Points, Overtime.....N/A

Field Goals Made.....34 @ Connecticut 6/6
Field Goals Att.....78 vs. Connecticut 5/31
Field Goal Percentage..47.1 % vs. New York 6/14
3FG Made.....13 vs. Washington 6/18
3FG Att.....28 vs. Washington 6/18
3FG Percentage.....46.4% vs. Washington 6/18
Free Throws Made.....23 vs. New York 6/14
Free Throws Att.....26 @ Minnesota 6/8
FT Percentage.....100 % @ Phoenix 6/14

LOS ANGELES SPARKS LOWS

-Points, Game.....52 vs. Washington 6/18
-Points, First Half.....27 vs. Washington 6/18
-Points, Second Half.....25 vs. Washington 6/18
-Points, 1Q.....10 vs. vs. Washington 6/18
-Points, 2Q.....8 @ Las Vegas 5/26
-Points, 3Q.....16 vs. Connecticut 5/31
-Points, 4Q.....14 vs. Washington 6/18
-Points, Overtime..... N/A

-Field Goals Made.....19 vs. Washington 6/18
-Field Goals Att..... 66 @ Connecticut 6/6
-Field Goal Percentage...28.8 vs. Washington 6/18
-3FG Made.....3 vs. Washington 6/18
-3FG Att..... 13 @ Las Vegas 5/26
-3FG Percentage.....15.8% vs. Washington 6/18
-Free Throws Made.....6 vs. New York 6/15
-Free Throws Att.....7 vs. New York 6/15
-FT Percentage.....61.1% vs. Washington 6/18

-Offensive Rebounds.....5 @ Phoenix 6/14
-Defensive Rebounds.....18@ Connecticut 6/6
-Total Rebounds.....25 @ Connecticut 6/6
-Assists.....10 vs. Washington 6/18
-Steals.....6 vs. Connecticut 5/31
-Turnovers.....9 @ Phoenix 6/14
-Blocked Shots.....1 vs. Washington 6/18
-Personal Fouls.....12 vs. Washington 6/18

OPPONENT LOWS

-Points, Game.....70 vs. Connecticut 5/31
-Points, First Half.....31 vs. Connecticut 5/31
-Points, Second Half.....32 @ Phoenix 6/14
-Points, 1Q.....17 vs. New York 6/14
-Points, 2Q.....12 vs. Connecticut 5/31
-Points, 3Q....14 vs. CT 5/31, @PHX 6/14, vs. WSH 6/19
-Points, 4Q.....18 @LV 5/26, @NY 6/4, @PHX 6/14
-Points, Overtime.....N/A

-Field Goals Made.....24 vs. Connecticut 5/31
-Field Goals Att.....66 vs. Washington 6/18
-Field Goal Percentage..30.8% vs Connecticut 5/31
-3FG Made.....4 @Las Vegas 5/26, @ CT 6/6
-3FG Att.....14 @ Las Vegas 5/26
-3FG Percentage.....26.1% vs. Connecticut 5/31
-Free Throws Made.....12 vs. Washington 6/18
-Free Throws Att.....13 @ Phoenix 6/14
-FT Percentage.....64% vs. Connecticut 5/31

HEAD COACH DEREK FISHER



Derek Fisher was named the 12th head coach of the Los Angeles Sparks on December 5, 2018. Fisher is a Los Angeles basketball legend, playing 18 seasons in the NBA and winning five championships with the Los Angeles Lakers. Fisher was drafted 24th overall by the Lakers in 1996, and played alongside Kobe Bryant and Shaquille O'Neal en route to three consecutive titles from 2000-2002. He later added two more rings in 2009 and 2010 with Los Angeles. Fisher also played for the Golden State Warriors, Utah Jazz, Dallas Mavericks and Oklahoma City Thunder.

Fisher's accolades include holding the all-time NBA record for playoff game appearances (259). He's also known for hitting a buzzer-beater with 0.4 seconds left against the San Antonio Spurs in Game 5 of the 2004 Western Conference Semifinals as a member of the Lakers. In his time as a player, he served as president of the players' union from 2006-2013.

After finishing the 2013 season with the Thunder, Fisher transitioned to the sidelines, being named head coach of the New York Knicks on June 10, 2014. Fisher coached into the 2015-2016 season with New York, helping develop then-rookie Kristaps Porzingis.

Fisher is a native of Little Rock, Arkansas where he attended Parkview Arts and Science Magnet High School, lettering in basketball. He then attended the University of Arkansas at Little Rock, where he finished his four-year career second all-time in school history in points (1,393), assists (472) and steals (189). His senior year, he was named Sun Belt Conference Player of the Year.

In the spring of 2016, Fisher became a television analyst for TNT, NBA TV and later Spectrum SportsNet as an in-studio analyst for the Lakers.



Assistant Coach Fred Williams



Fred Williams was named assistant coach of the Los Angeles Sparks on Jan. 22, 2019 and brings over 35 years of collegiate and professional coaching experience. Most recently, Williams served as the Dallas Wings, previously Tulsa Shock, head coach from 2014-2018 where he coached WNBA All-Stars Skylar Diggins and Liz Cambage.

Williams launched his coaching career in 1983 as an assistant coach at USC where he coached standouts Cynthia Cooper, Pamela McGee,

Cheryl Miller, Lisa Leslie and Tina Thompson. Williams helped lead the Trojans to back-to-back NCAA titles in 1983 and 1984 before serving

as head coach from 1995-1997.

In addition to his time in Dallas, Williams previously served as head coach of the Utah Starzz from 1999-2001. Williams then spent six seasons with the Atlanta Dream, winning three WNBA Eastern Conference Championships. Williams took over Atlanta's head coach in 2012 and led the Dream to the WNBA finals in 2013.

Williams played for Boise State men's basketball program from 1976-1979 and averaged 12.0 points and 5.8 assists in his final season. The All-Big Sky Conference point guard played briefly in the NBA for the Utah Jazz before transitioning to a role on the sidelines. He also served as an advance scout for the Washington Mystics, Utah Jazz, Seattle Supersonics and Sacramento Kings.

Off the court, Williams is an avid musician who produces jazz music under the name "Freddy Bass Williams." He has released two jazz albums titled "Game Time" and "My Gift to You." Williams is originally from Inglewood, California, but currently resides in Irving, Texas with his wife Bo and their five children.

Assistant Coach Latricia Trammell



Latricia Trammell was named assistant coach of the Los Angeles Sparks on Jan. 22, 2019. Trammell most recently served as an assistant coach for the San Antonio Stars in 2017 where she worked with the first overall pick Kelsey Plum.

Trammell also served as head coach at Oklahoma State University, producing an 85-10 record with the Stars.

She led the team to back-to-back NAIA Division I women's basketball

national championships in 2014 and 2015, which earned her National Coach of the Year honors in those two years.

After her two titles at OCU, Trammell transitioned to Division I basketball and became an assistant coach for Georgia State from 2015-2017 before transitioning to the WNBA. Trammell holds a 255-131 overall high school and college coaching record in her 24 years on the sidelines.

The Oklahoma native debuted as a head coach when she took over the job at Western State (Colo.) University. Trammell spent five seasons with the Mountaineers and built Western State to be a top contender in the Rocky Mountain Athletic Conference. Trammell's team notched a 105-76 record and made five consecutive RMAC Shootout appearances, catapulting her to become the third winningest coach in program history.

Trammell formally served on the WBCA National Convention Advisory Board and on the voting committee for USA Today/ESPN D-II Top 25. The Seminole, Oklahoma native is also a frequent basketball clinician and was a former player for both Seminole State College and East Central Oklahoma.

Player Development Coach Jamal "Dash" Lovell



The Los Angeles Sparks named Jamal "Dash" Lovell their player development assistant coach on March 4, 2019. Lovell is a professional basketball skills trainer bringing over 11 years of experience working with NBA, WNBA and NCAA athletes, including Candace Parker, Paul George and Dwyane Wade. Lovell is currently involved with high-profile training clinics in Los Angeles, New York and Miami. In total, Lovell has helped 22 players play NCAA Division I basketball and has worked with over 30 NBA and WNBA players. Lovell, who's known for his training brand DashLetics, believes that aggressiveness, balance and footwork are the key components for success on the court.

#0	ALANA BEARD	GUARD/FORWARD	5-11	5/14/84	DUKE	13TH SEASON
----	-------------	---------------	------	---------	------	-------------

2019 Regular Season Averages:

G-GS	PPG	RPG	APG	SPG	BPG	MPG	FG%	3FG%	FT%
1-1	5.0	3.0	4.0	0	0	20.0	50.0	0	50.0

	2019 Season Highs	Career Highs	Playoff Career Highs
PTS	5	33, at PHX 6/4/08	22, at CT 9/29/04
REB	3	10, Twice	9, at PHX 9/21/13 (Twice)
AST	4	10, at SA 6/28/12	7, vs MIN 10/14/16 (Twice)
STL	0	7 vs. LA, 5/21/06	4, vs MIN 9/20/15 (Twice)
BLK	0	4, Twice	4, at CT 9/29/04
FGM	2	13, vs. SEA 7/23/06	9, at CT 9/29/04
3FGM	0	6, at ATL 6/3/08	1, vs. MIN 10/14/16 (6 times)
FTM	1	11, Twice	7, at CT 9/27/04
MINS	20	48, vs. IND 6/18/05	39, at PHX 9/21/13



GAME BY GAME STATS


[illegible]

#1	ALEXIS JONES	GUARD	5-9	05/08/94	BAYLOR	3RD SEASON
----	--------------	-------	-----	----------	--------	------------

2019 Regular Season Averages:

G-GS	PPG	RPG	APG	SPG	BPG	MPG	FG%	3FG%	FT%
6-1	4.2	1.3	2.7	0.2	0.2	15.0	34.6	33.3	100.0

	2019 Season Highs	Career Highs	Playoff Career Highs
PTS	10	11, two times	22, at CT 9/29/04
REB	2	4, vs. IND 8/30/17	9, at PHX 9/21/13 (Twice)
AST	4	5, vs. CHI 9/1/17	7, vs MIN 10/14/16 (Twice)
STL	0	3 vs. IND,8/18/17	4, vs MIN 9/20/15 (Twice)
BLK	2	2 vs. LV, 5/26/19	4, at CT 9/29/04
FGM	4	4, six times	9, at CT 9/29/04
3FGM	3	3, three times	1, vs. MIN 10/14/16 (6 times)
FTM	1	2, two times	7, at CT 9/27/04
MINS	16:55	28, vs. LA 6/3/18	39, at PHX 9/21/13



GAME BY GAME STATS

[illegible]

#2	RIQUINA WILLIAMS	GUARD	5-7	05/28/90	MIAMI (FLA.)	6TH SEASON
----	------------------	-------	-----	----------	--------------	------------

2019 Regular Season Averages:

G-GS	PPG	RPG	APG	SPG	BPG	MPG	FG%	3FG%	FT%
6-0	9.2	2.7	1.5	1.5	0.2	21.7	30.9	36.7	90.9

	2019 Season Highs	Career Highs	Playoff Career Highs
PTS	25	51, vs. SA 9/8/13	7, at MIN 10/4/17
REB	4	9, vs. SEA 9/12/13	2, at PHO 9/17/15
AST	4	6 (3 Times)	1, vs. MIN 9/29/17 (Twice)
STL	2	5 (3 Times)	1, vs. MIN 9/29/17 (3 Times)
BLK	1	2 (4 Times)	--
FGM	7	17, SA 9/8/13	2, at MIN 10/4/17
3FGM	4	8, vs. SA 9/8/13	1, at MIN 10/4/17 (3 Times)
FTM	7	18, at ATL 7/7/15	2, at MIN 10/4/17
MINS	28:32	39, PHO 8/4/15	16, at PHO 9/17/15



GAME BY GAME STATS


[illegible]

#5	MARINA MABREY	GUARD	5-11	11/14/96	NOTRE DAME	R-SEASON
----	---------------	-------	------	----------	------------	----------

2019 Regular Season Averages:

G-GS	PPG	RPG	APG	SPG	BPG	MPG	FG%	3FG%	FT%
7-0	4.7	1.3	1.3	1.3	0.4	14.4	30.6	34.8	75.0

	2019 Season Highs	Career Highs	Playoff Career Highs
PTS	14	14, @ CT (6/6/19)	–
REB	5	5, vs. WAS (6/19/19)	–
AST	3	3, @ MN (6/8/19)	–
STL	3	3, @ MN (6/8/19)	–
BLK	2	2, vs NY (6/14/19)	–
FGM	4	4, @ CT (6/6/19)	–
3FGM	3	3, @ CT (6/6/19)	–
FTM	3	3, @ CT (6/6/19)	–
MINs	28:08	20, @LV (5/26/19)	–



GAME BY GAME STATS


[illegible]

#7	MARIA VADEEVA	FORWARD/CENTER	6-4	6/16/98	RUSSIA	2ND SEASON
----	---------------	----------------	-----	---------	--------	------------

2019 Regular Season Averages:

G-GS	PPG	RPG	APG	SPG	BPG	MPG	FG%	3FG%	FT%
1-1	24.0	5.0	1.0	2.0	3.0	24.0	.55	50.0	0

	2019 Season Highs	Career Highs	Playoff Career Highs
PTS	24	24, at LV 5/26/19	--
REB	5	7, at LV 6/29/18	--
AST	1	2, vs. DAL 6/26/18	--
STL	2	2, @ DAL 6/22/18	--
BLK	3	3, vs. DAL 6/26/18	--
FGM	11	3, 3 times	--
3FGM	2	1, 2 times	--
FTM	0	3, at LV 6/29/18	--
MINS	24	13, @ DAL 6/22/18	--



GAME BY GAME STATS


[illegible]

#10	TIERRA RUFFIN-PRATT	GUARD/FORWARD	5-11	04/11/91	NORTH CAROLINA	6TH SEASON
-----	---------------------	---------------	------	----------	----------------	------------

2019 Regular Season Averages:

G-GS	PPG	RPG	APG	SPG	BPG	MPG	FG%	3FG%	FT%
7-6	6.7	3.4	2.9	1.0	1.4	23.4	42.5	41.7	88.9

	2019 Season Highs	Career Highs	Playoff Career Highs
PTS	17	20, vs. LA 6/23/15	17, vs. NY 9/22/15
REB	7	12, vs. SEA 6/27/17	9, vs. NY 9/10/17
AST	5	6, six times	4, vs. NY 9/10/17
STL	2	4, vs. SAN 7/25/17	4, vs. NY 9/22/15
BLK	3	3, Three times	1, NY 9/22/15
FGM	6	14, two times	6, vs. NY 9/22/15
3FGM	2	4, vs. NY 9/13/16	2, vs. SEA 9/12/18
FTM	3	9, vs. SAN 8/28/16	6, vs. MIN 9/12/17
MINS	35:08	40, vs. SEA 5/26/16	29, vs. NY 9/22/15



GAME BY GAME STATS


[illegible]

#12	CHELSEA GRAY	GUARD	5-11	10/8/92	DUKE	4TH SEASON
-----	--------------	-------	------	---------	------	------------

2019 Regular Season Averages:

G-GS	PPG	RPG	APG	SPG	BPG	MPG	FG%	3FG%	FT%
7-7	16.7	2.9	5.3	0.7	0.3	30.4	45.7	45.8	95.2

	2019 Season Highs	Career Highs	Playoff Career Highs
PTS	29	29, at NY 6/4/19	27, at MIN 9/24/17
REB	7	7, Twice	6, vs. PHO 9/14/17
AST	9	11, vs NY 6/24/18	9, vs. MIN 10/1/17
STL	1	3, Twice	3, at MIN 10/4/17 (Twice)
BLK	2	3, at Chi 6/17/18	2, vs. MIN 9/29/17
FGM	10	10, at NY 6/4/19	10, at MIN 9/24/17
3FGM	4	4, 3 Times	4, at MIN 9/24/17 (Twice)
FTM	6	6, vs MIN 9/6/16	6, at MIN 10/9/16
MINS	33:43	36, 3 times	38, vs. PHO 9/14/17



GAME BY GAME STATS

[illegible]

#13	CHINEY OGWUMIKE	FORWARD/CENTER	6-4	03/21/92	STANFORD	3RD SEASON
-----	-----------------	----------------	-----	----------	----------	------------

2019 Regular Season Averages:

G-GS	PPG	RPG	APG	SPG	BPG	MPG	FG%	3FG%	FT%
7-6	14.9	7.3	1.3	1.6	1.0	28.3	52.4	0	84.2

	2019 Season Highs	Career Highs	Playoff Career Highs
PTS	26	30, vs. SEA 6/15/18	2, vs. PHX 8/23/18
REB	14	17, vs. NY 6/29/14	3, vs. PHX 8/23/18
AST	4	4, vs. NY 6/14/19	1, vs. PHX 8/23/18
STL	3	4, two times	2, vs. PHX 8/23/18
BLK	2	7, vs. DAL 7/20/16	–
FGM	9	13, vs. SEA 6/15/18	1, vs. PHX 8/23/18
3FGM	0	1, vs. NY 6/7/18	–
FTM	6	8, vs. CHI 8/10/18	–
MINS	35:43	40, two times	19



GAME BY GAME STATS

[illegible]

#21	KALANI BROWN	CENTER	6-7	03/21/97	BAYLOR	R-SEASON
-----	--------------	--------	-----	----------	--------	----------

2019 Regular Season Averages:

G-GS	PPG	RPG	APG	SPG	BPG	MPG	FG%	3FG%	FT%
7-0	3.4	4.0	0.1	0.4	0.6	13.4	36.0	0	75.0

	2018 Season Highs	Career Highs	Playoff Career Highs
PTS	6	6, @ PHX 6/14/19	–
REB	5	5, Three Times	–
AST	1	1, vs. CT 5/31/19	–
STL	1	1, @LV 5/26/19	–
BLK	2	2, @LV 5/26/19	–
FGM	3	3, @ PHX 6/14/19	–
3FGM	--	--	–
FTM	2	2, Three times	–
MINs	21:04	16, @LV 5/26/19	–



GAME BY GAME STATS

[illegible]

