

LOS ANGELES SPARKS 2019 GAME NOTES



Los Angeles Sparks (4-3) vs. Washington Mystics (4-3)

June 18, 2019

Staples Center | 7:30 pm (PT) | CBS, Spectrum SportsNet, Monumental



PRESEASON SCHEDULE

Date	Opponent	Time/Result	Record
5/11	at Phoenix*	L, 75-82	N/A
5/17	SEATTLE*	W, 92-85	N/A

REGULAR SEASON SCHEDULE

Date	Opponent	Time/Result	Record
5/26	at Las Vegas	L, 70-83	0-1
5/31	CONNECTICUT	W, 77-70	1-1
6/4	at New York	W, 78-73	2-1
6/6	at Connecticut	L, 89-77	2-2
6/8	at Minnesota	W, 89-85	3-2
6/14	at Phoenix	W, 85-68	4-2
6/15	NEW YORK	L, 92-98	4-3
6/18	WASHINGTON	7:30 p.m.	
6/21	at Seattle	7:00 p.m.	
6/23	at Phoenix	3:00 p.m.	
6/27	LAS VEGAS	7:30 p.m.	
6/30	CHICAGO	2:00 p.m.	
7/7	WASHINGTON	2:00 p.m.	
7/9	at Dallas	10:00 a.m.	
7/12	at Indiana	4:00 p.m.	
7/14	at Atlanta	12:00 p.m.	
7/18	DALLAS	12:30 p.m.	
7/20	at New York	12:00 p.m.	
7/23	at Atlanta	4:00 p.m.	
8/1	LAS VEGAS	7:00 p.m.	
8/4	SEATTLE	2:00 p.m.	
8/8	PHOENIX	7:00 p.m.	
8/11	CHICAGO	2:00 p.m.	
8/14	at Dallas	5:00 p.m.	
8/16	at Chicago	5:00 p.m.	
8/20	MINNESOTA	7:30 p.m.	
8/22	INDIANA	7:30 p.m.	
8/25	CONNECTICUT	2:00 p.m.	
8/27	at Washington	4:00 p.m.	
8/29	at Indiana	4:00 p.m.	
8/31	at Las Vegas	7:30 p.m.	
9/3	ATLANTA	7:30 p.m.	
9/5	SEATTLE	7:30 p.m.	
9/8	MINNESOTA	1:00 p.m.	

* = Preseason

All times listed are Pacific Time

CONTACT INFORMATION

Eli Horowitz

Director, Public Relations and Communications
ehorowitz@la-sparks.com
(847) 644-9932

Natalie Gilmore

Coordinator, Public Relations and Communications
ngilmore@la-sparks.com
(661) 714-8051



@LA_Sparks



@LA_Sparks



Los Angeles Sparks

SPARKS ALL STARS

G		12		CHELSEA GRAY					5'11"		170 LBS				
GP/GS	7/7	PPG	16.7	RPG	2.9	APG	5.3	SPG	0.7	FG%	45.7	3FG%	45.8	MPG	30.7

Gray recorded her 500th career assist and scored a career-high 29 points against the Liberty on June 4. Gray also logged a 21-point performance to help the Sparks defeat the Minnesota Lynx on June 8, eclipsing the 1500-point career milestone. Gray's 16.7 points per game to start the season puts her seventh in the WNBA, and her 45.7% from beyond the arc places her sixth in the league.

F/C	13	CHINEY OGWUMIKE						6'4"		173 LBS					
GP/GS	7/6	PPG	14.9	RPG	7.3	APG	1.3	SPG	1.6	FG%	52.4	3FG%	0.0	MPG	28.3

Ogwumike joined the Sparks starting lineup for 2019 following her offseason trade from the Sun and put up 20 points in the teams' first head-to-head meeting on May 31. The former Rookie of the Year followed that performance with her first double-double of the season in a win over the Liberty on June 4. Ogwumike is currently tied for the league-lead in offensive rebounds per game with 3.6.

F	3	CANDACE PARKER				6'4"	175 LBS					
GP/GS	-/-	PPG	-	RPG	-	APG	-	SPG	-	FG%	-	3FG%

The former Rookie of the Year, two-time MVP, five-time All-Star and 2016 WNBA Finals MVP passed the 5,000 career points milestone during the 2018 season. The 2008 and 2012 Olympic gold medalist also became the 12th player in WNBA history to reach the 2,500 rebound milestone. Parker's 4.7 assists per game in 2018 ranked eighth overall in the WNBA and first overall for non-point guards.

G/F	0	ALANA BEARD					5'11"	160 LBS							
GP/GS	1/1	PPG	5.0	RPG	3.0	APG	4.0	SPG	0	FG%	.500	3FG%	0	MPG	20

Beard notched five points and dished out four assists against the Las Vegas Aces in the first game of the 2019 season. The 2017 and 2018 Defensive Player of the Year started in 30 regular season and two playoff games for the Sparks last season. Beard's 1.5 steals per game ranked fourth in the WNBA in 2018. She leads all active WNBA players in career steals.

F	30	NNEKA OGWUMIKE				6'2"		174 LBS							
GP/GS	7/7	PPG	15.3	RPG	10.1	APG	1.7	SPG	1.6	FG%	47.3	3FG%	41.2	MPG	30.4

The five-time WNBA All-Star, 2016 WNBA MVP and former Rookie of the Year notched her third double-double of the season, registering 21 points and 10 rebounds against Connecticut on June 6. The forward's 10.1 rebounds per game currently ranks second in the league. Ogwumike is one of two players in the WNBA averaging a double-double to start the season.

PLAYER UPDATES

NUM.	PLAYER	POS.	REASON
0	Alana Beard	G/F	Left Leg
7	Maria Vadeeva	F/C	Overseas

WHERE DID YOU COME FROM?

NUM.	PLAYER	HOW ACQUIRED
0	Alana Beard	Free agent (2012)
1	Alexis Jones	Trade (2019)
2	Riquna Williams	Trade (2016)
3	Candace Parker	Draft (2008)
5	Marina Mabrey	Draft (2019)
7	Maria Vadeeva	Draft (2018)
10	Tierra Ruffin-Pratt	Free agent (2019)
12	Chelsea Gray	Trade (2016)
13	Chiney Ogumike	Trade (2019)
21	Kalani Brown	Draft (2019)
24	Sydney Wiese	Draft (2017)
30	Nneka Ogumike	Draft (2012)

MILESTONE WATCH

PLAYER	MILESTONE (CURRENT)
Candace Parker	5500 points (5113) 1200 assists (1154) 3000 rebounds (2548) 550 blocks (501)
Alana Beard	5000 points (4693) 1100 assists (1042) 250 blocks (217) 700 steals (698)
Nneka Ogumike	4000 points (3672) 2000 rebounds (1723)
Chiney Ogumike	1500 points (1447) 1000 rebounds (763)
Chelsea Gray	2000 points (1554) 1000 assists (526)

PRONOUNCIATION

PLAYER/COACH	PRONOUNCIATION
Alana Beard	ah-LAY-nah
Kalani Brown	kuh-lah-NEE
Chiney Ogumike	shih-NAY Oh-gwoo-MIH-kay
Nneka Ogumike	NEH-kuh Oh-gwoo-MIH-kay
Tierra Ruffin-Pratt	Tee-air-rah
Maria Vadeeva	Vuh-DEE-vuh
Sydney Wiese	WEECE (rhymes with REESE)
Riquna Williams	rih-QUAHN-uh

COACHING STAFF

NAME	ROLE
Derek Fisher	Head Coach
Latricia Trammell	Assistant Coach
Fred Williams	Assistant Coach
Jamal "Dash" Lovell	Player Development Coach
Courtney Watson	Athletic Trainer
Kelly Dormandy	Strength and Conditioning Coach
Rachel Schrote	Video Coordinator

EAST MEETS WEST

Coming off of their first defeat at home in 2019, the Los Angeles Sparks look to bounce back against the Washington Mystics. A rematch of the second-round matchup of the 2018 WNBA Playoffs, the Sparks and Mystics currently sit tied for third place in the WNBA. This will be Washington's first game of a four-game road trip and their first game back to Staples Center since July 7th, 2018. Last time out, Chiney Ogumike posted a double-double with 26 points and 14 rebounds, both season highs. Her sister, Nneka, also chipped in with 20 points last Saturday against the New York Liberty.

SCHOOL OF FISHER

The Los Angeles Sparks named Derek Fisher as its new head coach during the offseason on December 5, 2018. Fisher won five titles in 18 NBA seasons with the Los Angeles Lakers, and played alongside Kobe Bryant and Shaquille O'Neal en route to three consecutive titles from 2000 to 2002. Fisher began his coaching career as the head coach of the New York Knicks during the 2015-2016 season. The Sparks' 12th head coach hopes to translate his championship experience to the Sparks as he enters his first season in the league for the 2019 WNBA season.

NEW FACES

In addition to bringing in head coach Derek Fisher, the Los Angeles Sparks also made some roster changes as well. The Sparks took center Kalani Brown as the seventh overall pick and guard Marina Mabrey as the 19th overall pick in the 2019 WNBA Draft. Following the draft, Los Angeles acquired guard Alexis Jones from the Minnesota Lynx in exchange for guard Odyssey Sims, before trading a first-round pick to the Connecticut Sun in exchange for two-time All-Star forward/center Chiney Ogumike. Before the draft, the Sparks signed free agent guard Tierra Ruffin-Pratt, who played six seasons with the Washington Mystics and helped them reach the 2018 WNBA Finals.

IT ALL STARTS UP FRONT

Already with a deep frontcourt in forwards Candace Parker, Nneka Ogumike, and Maria Vadeeva last season, the Sparks will add forward/center Chiney Ogumike and center Kalani Brown to the rotation. The three were vital to the Sparks posting the WNBA's fifth best field goal percentage of 45.2 during Los Angeles' 2018 year campaign. Ogumike averaged 14.4 points and 7.5 rebounds per game in Connecticut, shooting a career-high 60.3 percent from the field. Brown – who helped Baylor win the 2019 NCAA Championship – averaged 15.6 points and 8.1 rebounds per game during her senior season.

DEFENSE WINS CHAMPIONSHIPS

Without reigning back-to-back Defensive Player of the Year Alana Beard, who has been out of the lineup since the first game of the 2019 season, the Sparks have turned to other members of the roster to keep the same high-level defense that has been a focal point of the Sparks continued success. The Sparks rank third in opponent field goal percentage (40.4%) and second in total steals per game with 8.9. Tierra Ruffin-Pratt has led the charge for the Sparks, recording 10 blocks so far this season, giving her the most blocks by a guard in the WNBA.

GRAY SCALE

The Sparks announced the resigning of guard Chelsea Gray on April 30. Gray evolved into one of the best point guards in the league, averaging new career-highs in points (14.9), assists (5.1), rebounds (3.4) and steals (1.4) in her second season as a full time starter. In her fourth season in the league, Gray earned her second consecutive WNBA All-Star honors after having a breakout season in 2017. She opened last season with a game-winning buzzer-beater to give the Sparks a 77-76 win over the Minnesota Lynx. Gray recorded her 500th career assist and scored a career high 29 points in the third game of 2019 at New York. The point guard also achieved her 1500 career points milestone on June 8 at Minnesota.

2019 LOS ANGELES SPARKS ROSTER

NUM.	PLAYER	POS.	HT.	YRS OF EXP.	DOB	COLLEGE
0	Alana Beard	G/F	5'11"	13	05/14/82	Duke
1	Alexis Jones	G	5'9"	2	05/08/94	Baylor
2	Riquna Williams	G	5'7"	6	05/28/90	Miami (Fla.)
3	Candace Parker	F/C	6'4"	11	04/19/86	Tennessee
5	Marina Mabrey	G	5'11"	R	11/14/96	Notre Dame
7	Maria Vadeeva*	F/C	6'4"	1	07/16/98	Russia
10	Tierra Ruffin-Pratt	G/F	5'11"	6	04/11/91	North Carolina
12	Chelsea Gray	G	5'11"	4	10/08/92	Duke
13	Chiney Ogumike	F/C	6'4"	3	03/22/92	Stanford
21	Kalani Brown	C	6'7"	R	03/21/97	Baylor
24	Sydney Wiese	G	6'0"	2	06/16/95	Oregon State
30	Nneka Ogumike	F	6'2"	7	07/02/90	Stanford

*will return after overseas commitments

2019 LA SPARKS ROSTER



ALANA BEARD
Position: G/F
Height: 5'11"
DOB: 5/14/82
College: Duke



ALEXIS JONES
Position: G
Height: 5'9"
DOB: 5/8/94
College: Baylor



RIQUANA WILLIAMS
Position: G
Height: 5'7"
DOB: 5/28/90
College: Miami



CANDACE PARKER
Position: F/C
Height: 6'4"
DOB: 4/19/86
College: Tennessee



MARINA MABREY
Position: G
Height: 5'11"
DOB: 9/14/96
College: Notre Dame



MARIA VADEEVA
Position: F/C
Height: 6'4"
DOB: 7/16/98
College: Russia



TIERRA RUFFIN-PRATT
Position: G/F
Height: 5'11"
DOB: 4/11/91
College: North Carolina



CHELSEA GRAY
Position: G
Height: 5'11"
DOB: 10/8/92
College: Duke



CHINEY OGUMIKE
Position: F/C
Height: 6'4"
DOB: 3/22/92
College: Stanford



KALANI BROWN
Position: C
Height: 6'7"
DOB: 3/21/97
College: Baylor



SYDNEY WIESE
Position: G
Height: 6'0"
DOB: 6/16/95
College: Oregon State




NNEKA OGUMIKE
Position: F
Height: 6'2"
DOB: 7/2/90
College: Stanford

COACHING STAFF



DEREK FISHER
HEAD COACH



FRED WILLIAMS
ASSISTANT COACH



LATRICA TRAMMELL
ASSISTANT COACH



COURTNEY WATSON
DIRECTOR OF
SPORTS MEDICINE/
HEAD ATHLETIC
TRAINER



KELLY DORMANDY
STRENGTH &
CONDITIONING
COACH



JAMAL LOVELL
PLAYER
DEVELOPMENT
COACH

WASHINGTON MYSTICS

PREVIEW: The Los Angeles Sparks take on the Washington Mystics in their first matchup since Washington defeated Los Angeles in the second round of the 2018 WNBA Playoffs. The Sparks are looking to bounce back after their first home loss of the season at the hands of the New York Liberty, falling to New York 98-92, this past Saturday night.

The Washington Mystics have started off the 2019 season with a 4-3 record, though losing their last two contests against the Connecticut Sun and the Seattle Storm. Washington currently resides tied for third in the WNBA standings with the Los Angeles Sparks and Las Vegas Aces. To begin the 2019 season, the Mystics lead the WNBA in scoring per game (84.9) as well as assists per game (21.7). Washington also shoots the ball with efficiency, shooting a combined 44.3% from the field.



Washington is led by five-time all-star and 2015 WNBA MVP Elena Delle Donne, who is averaging 14.8 points and 7.5 rebounds to start the season. Her 7.5 RPG ranks her in the top ten in rebounding in the league. Since 2015, Delle Donne has started every game that she has been active for. In addition to Delle Donne, the Mystics are also led by point guard Kristi Toliver. Toliver, a 2016 WNBA Champion with the Los Angeles Sparks, is in her third season with Washington, and is averaging 10.9 points and 5 assists per game. Toliver's 5 APG currently ranks her seventh in the WNBA.

In 2018, the third-seeded Washington Mystics hosted the sixth-seeded Sparks in a second-round matchup. This game was the first time the Mystics and Sparks faced each other in the postseason, with Washington besting Los Angeles by a score of 96-64. Forward Candace Parker was the Sparks' highest scorer with 16 points and 8 rebounds. Delle Donne was the leading point getter for the Mystics, scoring 19 points and grabbing 12 rebounds in the game. Washington went on to play against the Seattle Storm in the 2018 WNBA Championship, ultimately losing the series 3-0.

During the offseason, the Washington Mystics received the tenth overall selection of the 2019 WNBA Draft, where they selected Kiara Leslie. Leslie, a guard from North Carolina State, is expected to miss the first three to four months of the season after sustaining a meniscus tear right before their first exhibition game of the 2019 season. Aside from the WNBA Draft, Washington were able to resign guard Natasha Cloud and center LaToya Sanders. Cloud and Sanders have each started all seven games that the Mystics have played to begin the year, with Cloud averaging 32.1 minutes per game and Sanders with 23.4 MPG.

The Sparks and Mystics faced each other four times last season, with the Mystics winning three of the four contests.

HEAD COACH: Mike Thibault, 7th season

Probable Starters:

C	LaToya Sanders
G	Kristi Toliver
G	Natasha Cloud
F	Ariel Atkins
F	Elena Delle Donne

SPARKS' MOST RECENT GAME vs NY (6/15/19)							SPARKS LAST GAME AGAINST MYSTICS (8/23/18)							MYSTICS MOST RECENT GAME (6/14/19)						
	1	2	3	4	OT	FINAL		1	2	3	4	OT	FINAL		1	2	3	4	OT	FINAL
LA	19	31	22	20	—	92	LA	16	13	22	20	—	64	WSH	26	20	17	22	—	71
NY	17	31	24	26	—	98	WSH	17	31	24	26	—	92	SEA	24	14	14	8	—	74
Biggest Lead: LA: 9 NY: 8							Biggest Lead: LA: 6 WSH: 34							Biggest Lead: WSH: 13 SEA: 8						
Lead Changes: 11 Times Tied: 11							Lead Changes: 4 Times Tied: 1							Lead Changes: 6 Times Tied: 5						
Points: LA: C. Ogwumike 26 NY: Zahui B. 37							Points: LA: Parker 16, WSH: Delle Donne 21							Points: WSH: Delle Donne 19,						
Rebounds: LA: C. Ogwumike 14							Rebounds: LA: Parker 8, WSH: Delle Donne 12							SEA: Howard 19						
NY: Charles 13							Assists: LA: Carson, Gray, Parker 3, WSH: Toliver 9							Rebounds: WSH: Delle Donne, Sanders 8						
Assists: LA: Gray 9, NY: Boyd 12														SEA: Howard, Russell 11						

NEW YORK LIBERTY

Recap: Los Angeles, Calif (6/15/19) – The Sparks led for a majority of the contest, but a shooting drought in the final frame handed Los Angeles its first home loss of the season at the hands of the New York Liberty, 98-92. Both teams were coming off back-to-back games.

After shooting 50% from the field in the first three periods, the Sparks went just 7-of-20 in the fourth quarter. Amanda Zahui B – who finished with a career-high 37 points – drained a dagger from beyond the arc to give the Liberty a 90-88 lead with 57 seconds to go. New York knocked down free throws to ice the game. The Liberty attempted 26 free throws to the Sparks seven for the game.

Tierra Ruffin-Pratt put the Sparks on the board first with a layup off an assist from Chiney Ogwumike, who logged six first-quarter points including two put-back layups. Nneka Ogwumike nailed a jumper from the top of the key, and then finished off a no-look pass from Chelsea Gray to give Los Angeles an early 17-9 lead. But the Sparks gave up an 8-2 run, holding a 19-17 edge at the end of the period.

In the second quarter, Zahui B – who registered 24 first-half points – drained her third of seven 3-pointers of the night to give New York a 27-26 lead. Riquna Williams, however, answered with a second triple of her own to regain the lead for the Sparks.

Los Angeles held Tina Charles to 0-of-5 from the field, before the six-time All-Star and former MVP made her first basket midway through the second quarter. The two teams exchanged leads six times in the frame as both shot over 50% in the half. A driving layup from Chiney Ogwumike – who poured in a season-high 26 points – gave Los Angeles a 50-48 lead at the break.

The Sparks and Liberty traded baskets early in the third, but a pull-up jumper from the left elbow by Gray put Los Angeles up 58-53. But New York didn't go away, tying it up at 72-72 heading into the final period. The Liberty would outscore the Sparks 26-20 in the fourth quarter, winning their first game on the road.

Chiney Ogwumike, Nneka Ogwumike and Gray each logged their fifth double-digit scoring performance of the season, but the Sparks fell short of the win.



SPARKS' MOST RECENT GAME vs NY (6/15/19)

	1	2	3	4	OT	FINAL
LA	19	31	22	20	–	92
NY	17	31	24	26	–	98

Biggest Lead: LA: 9 | NY: 8

Lead Changes: 11 | **Times Tied:** 11

Points: LA: C. Ogwumike 26 NY: Zahui B. 37

Rebounds: LA: C. Ogwumike 14

NY: Charles 13

Assists: LA: Gray 9, NY: Boyd 12

2019 TEAM BOX SCORE																	
DATE	OPPONENT	MIN	FG-A	PCT	3PM-A	PCT	FTM-A	PCT	OFF	DEF	TOT	AST	STL	BLK	TO	PF	PTS
5/26	@LV	200:0	28 - 77	36.4	5 - 13	38.5	9 - 13	69.2	10	30	40	17	9	8	14	22	70
5/31	CT	200:0	28 - 72	38.9	6 - 20	30.0	15 - 17	88.2	9	30	39	15	6	4	10	22	77
6/4	@NY	200:0	27 - 78	34.6	8 - 21	38.1	16 - 20	80.0	13	27	40	15	9	6	12	15	78
6/6	@CT	200:0	29 - 66	43.9	8 - 25	32.0	11 - 12	91.7	7	18	25	23	13	4	21	18	77
6/8	@MIN	200:0	32 - 74	43.2	9 - 25	36.0	16 - 17	94.1	12	21	33	18	13	5	16	21	89
6/14	@PHX	200:0	34 - 66	51.5	9 - 19	47.4	8 - 9	88.9	5	25	30	19	7	4	9	21	85
6/15	NY	200:0	39-84	46.4	8-23	34.8	6-7	85.7	12	30	42	22	5	3	14	22	92
6/18	WASH																
6/21	@SEA																
6/23	@PHX																
6/27	LV																
6/30	CHI																
7/7	WASH																
7/9	@DAL																
7/12	@IND																
7/14	@ATL																
7/18	DAL																
7/20	@NY																
7/23	@ATL																
8/1	LV																
8/4	SEA																
8/8	PHO																
8/11	CHI																
8/14	@DAL																
8/16	@CHI																
8/20	MIN																
8/22	IND																
8/25	CT																
8/27	@WASH																
8/29	@IND																
8/31	@LV																
9/3	ATL																
9/5	SEA																
9/8	MIN																

2019 REGULAR SEASON SUPERLATIVES

LOS ANGELES SPARKS HIGHS

Points, Game.....92 vs. New York 6/14
Points, First Half.....50 vs. New York 6/14
Points, Second Half..... 47 @Phoenix 6/14
Points, 1Q.....23 @ Las Vegas 5/26
Points, 2Q.....31 vs. New York 6/14
Points, 3Q.....24 @ Phoenix 6/14
Points, 4Q.....25 @ Connecticut 6/6
Points, Overtime.....N/A

Field Goals Made.....39 vs. New York 6/14
Field Goals Att.....84 vs. New York 6/14
Field Goal Percentage...51.9% @ Phoenix 6/14
3FG Made.....9 @ Minnesota 6/8, @PHX 6/14
3FG Att..... 25 @ Connecticut 6/6, @MIN 6/8
3FG Percentage.....47.4 % @ Phoenix 6/14
Free Throws Made.....16 @ New York 6/4, @MIN 6/8
Free Throws Att..... 20 @ New York 6/4
FT Percentage.....94.1% @ Minnesota 6/8

Offensive Rebounds....13 @ New York 6/4
Defensive Rebounds...30@LV 5/26,vs. CT 5/31vs. NY 6/14
Total Rebounds.....42 vs. New York 6/14
Assists.....23 @ Connecticut 6/6
Steals.....13 @ Connecticut 6/6, @MIN 6/8
Turnovers.....21 @ Connecticut 6/6
Blocked Shots..... 8 @ Las Vegas 5/26
Personal Fouls.....22 @ LV 5/26, vs. CT 5/31, vs. NY 6/14

OPPONENT HIGHS

Points, Game..... 98 vs. New York 6/14
Points, First Half..... 48 vs. New York 6/14
Points, Second Half.....50 vs. New York 6/14
Points, 1Q.....27 @ Las Vegas 5/26
Points, 2Q.....31 vs. New York 6/14
Points, 3Q.....27 @ Minnesota 6/8
Points, 4Q.....26 vs. New York 6/14
Points, Overtime.....N/A

Field Goals Made.....34 @ Connecticut 6/6
Field Goals Att.....78 vs. Connecticut 5/31
Field Goal Percentage..47.1 % vs. New York 6/14
3FG Made.....9 vs. New York 6/14
3FG Att.....23 vs. Connecticut 5/31
3FG Percentage.....45% vs. New York 6/14
Free Throws Made.....23 vs. New York 6/14
Free Throws Att.....26 @ Minnesota 6/8
FT Percentage.....100 % @ Phoenix 6/14

LOS ANGELES SPARKS LOWS

-Points, Game.....70 @ Las Vegas 5/26
-Points, First Half.....32 @ Connecticut 6/6
-Points, Second Half.....39, @LV 5/26, vs. CT 5/31
-Points, 1Q.....11 @ Connecticut 6/6
-Points, 2Q.....8 @ Las Vegas 5/26
-Points, 3Q.....16 vs. Connecticut 5/31
-Points, 4Q.....21 @ Las Vegas 5/26, @ NY 6/4
-Points, Overtime..... N/A

-Field Goals Made..... 27 @ New York 6/4
-Field Goals Att..... 66 @ Connecticut 6/6
-Field Goal Percentage.... 34.6% @ New York 6/4
-3FG Made.....5 @ Las Vegas 5/26
-3FG Att..... 13 @ Las Vegas 5/26
-3FG Percentage.....30.0% vs. Connecticut 5/31
-Free Throws Made.....6 vs. New York 6/14
-Free Throws Att.....7 vs. New York 6/14
-FT Percentage..... 80.0% @ New York 6/4

-Offensive Rebounds.....5 @ Phoenix 6/14
-Defensive Rebounds.....18@ Connecticut 6/6
-Total Rebounds.....25 @ Connecticut 6/6
-Assists..... 15 vs. CT 5/31, @ NY 6/4
-Steals.....6 vs. Connecticut 5/31
-Turnovers.....9 @ Phoenix 6/14
-Blocked Shots.....3 vs. New York 6/14
-Personal Fouls.....15 @ New York 6/4

OPPONENT LOWS

-Points, Game.....70 vs. Connecticut 5/31
-Points, First Half.....31 vs. Connecticut 5/31
-Points, Second Half.....32 @ Phoenix 6/14
-Points, 1Q.....17 vs. New York 6/14
-Points, 2Q.....12 vs. Connecticut 5/31
-Points, 3Q.....14 vs. CT 5/31, @PHX 6/14
-Points, 4Q.....18 @LV 5/26, @NY 6/4, @PHX 6/14
-Points, Overtime.....N/A

-Field Goals Made.....24 vs. Connecticut 5/31
-Field Goals Att.....67 @ Minnesota 6/8
-Field Goal Percentage...30.8% vs Connecticut 5/31
-3FG Made.....4 @Las Vegas 5/26, @ CT 6/6
-3FG Att.....14 @ Las Vegas 5/26
-3FG Percentage.....26.1% vs. Connecticut 5/31
-Free Throws Made..... 14 vs. New York 6/4
-Free Throws Att.....13 @ Phoenix 6/14
-FT Percentage.....64% vs. Connecticut 5/31

HEAD COACH DEREK FISHER



Derek Fisher was named the 12th head coach of the Los Angeles Sparks on December 5, 2018. Fisher is a Los Angeles basketball legend, playing 18 seasons in the NBA and winning five championships with the Los Angeles Lakers. Fisher was drafted 24th overall by the Lakers in 1996, and played alongside Kobe Bryant and Shaquille O'Neal en route to three consecutive titles from 2000-2002. He later added two more rings in 2009 and 2010 with Los Angeles. Fisher also played for the Golden State Warriors, Utah Jazz, Dallas Mavericks and Oklahoma City Thunder.

Fisher's accolades include holding the all-time NBA record for playoff game appearances (259). He's also known for hitting a buzzer-beater with 0.4 seconds left against the San Antonio Spurs in Game 5 of the 2004 Western Conference Semifinals as a member of the Lakers. In his time as a player, he served as president of the players' union from 2006-2013.

After finishing the 2013 season with the Thunder, Fisher transitioned to the sidelines, being named head coach of the New York Knicks on June 10, 2014. Fisher coached into the 2015-2016 season with New York, helping develop then-rookie Kristaps Porzingis.

Fisher is a native of Little Rock, Arkansas where he attended Parkview Arts and Science Magnet High School, lettering in basketball. He then attended the University of Arkansas at Little Rock, where he finished his four-year career second all-time in school history in points (1,393), assists (472) and steals (189). His senior year, he was named Sun Belt Conference Player of the Year.

In the spring of 2016, Fisher became a television analyst for TNT, NBA TV and later Spectrum SportsNet as an in-studio analyst for the Lakers.



Assistant Coach Fred Williams



Fred Williams was named assistant coach of the Los Angeles Sparks on Jan. 22, 2019 and brings over 35 years of collegiate and professional coaching experience. Most recently, Williams served as the Dallas Wings, previously Tulsa Shock, head coach from 2014-2018 where he coached WNBA All-Stars Skylar Diggins and Liz Cambage.

Williams launched his coaching career in 1983 as an assistant coach at USC where he coached standouts Cynthia Cooper, Pamela McGee,

Cheryl Miller, Lisa Leslie and Tina Thompson. Williams helped lead the Trojans to back-to-back NCAA titles in 1983 and 1984 before serving

as head coach from 1995-1997.

In addition to his time in Dallas, Williams previously served as head coach of the Utah Starzz from 1999-2001. Williams then spent six seasons with the Atlanta Dream, winning three WNBA Eastern Conference Championships. Williams took over Atlanta's head coach in 2012 and led the Dream to the WNBA finals in 2013.

Williams played for Boise State men's basketball program from 1976-1979 and averaged 12.0 points and 5.8 assists in his final season. The All-Big Sky Conference point guard played briefly in the NBA for the Utah Jazz before transitioning to a role on the sidelines. He also served as an advance scout for the Washington Mystics, Utah Jazz, Seattle Supersonics and Sacramento Kings.

Off the court, Williams is an avid musician who produces jazz music under the name "Freddy Bass Williams." He has released two jazz albums titled "Game Time" and "My Gift to You." Williams is originally from Inglewood, California, but currently resides in Irving, Texas with his wife Bo and their five children.

Assistant Coach Latricia Trammell



Latricia Trammell was named assistant coach of the Los Angeles Sparks on Jan. 22, 2019. Trammell most recently served as an assistant coach for the San Antonio Stars in 2017 where she worked with the first overall pick Kelsey Plum.

Trammell also served as head coach at Oklahoma State University, producing an 85-10 record with the Stars.

She led the team to back-to-back NAIA Division I women's basketball

national championships in 2014 and 2015, which earned her National Coach of the Year honors in those two years.

After her two titles at OCU, Trammell transitioned to Division I basketball and became an assistant coach for Georgia State from 2015-2017 before transitioning to the WNBA. Trammell holds a 255-131 overall high school and college coaching record in her 24 years on the sidelines.

The Oklahoma native debuted as a head coach when she took over the job at Western State (Colo.) University. Trammell spent five seasons with the Mountaineers and built Western State to be a top contender in the Rocky Mountain Athletic Conference. Trammell's team notched a 105-76 record and made five consecutive RMAC Shootout appearances, catapulting her to become the third winningest coach in program history.

Trammell formally served on the WBCA National Convention Advisory Board and on the voting committee for USA Today/ESPN D-II Top 25. The Seminole, Oklahoma native is also a frequent basketball clinician and was a former player for both Seminole State College and East Central Oklahoma.

Player Development Coach Jamal "Dash" Lovell



The Los Angeles Sparks named Jamal "Dash" Lovell their player development assistant coach on March 4, 2019. Lovell is a professional basketball skills trainer bringing over 11 years of experience working with NBA, WNBA and NCAA athletes, including Candace Parker, Paul George and Dwyane Wade. Lovell is currently involved with high-profile training clinics in Los Angeles, New York and Miami. In total, Lovell has helped 22 players play NCAA Division I basketball and has worked with over 30 NBA and WNBA players. Lovell, who's known for his training brand DashLetics, believes that aggressiveness, balance and footwork are the key components for success on the court.

#0	ALANA BEARD	GUARD/FORWARD	5-11	5/14/84	DUKE	13TH SEASON
----	-------------	---------------	------	---------	------	-------------

2019 Regular Season Averages:

G-GS	PPG	RPG	APG	SPG	BPG	MPG	FG%	3FG%	FT%
1-1	5.0	3.0	4.0	0	0	20.0	50.0	0	50.0

	2019 Season Highs	Career Highs	Playoff Career Highs
PTS	5	33, at PHX 6/4/08	22, at CT 9/29/04
REB	3	10, Twice	9, at PHX 9/21/13 (Twice)
AST	4	10, at SA 6/28/12	7, vs MIN 10/14/16 (Twice)
STL	0	7 vs. LA, 5/21/06	4, vs MIN 9/20/15 (Twice)
BLK	0	4, Twice	4, at CT 9/29/04
FGM	2	13, vs. SEA 7/23/06	9, at CT 9/29/04
3FGM	0	6, at ATL 6/3/08	1, vs. MIN 10/14/16 (6 times)
FTM	1	11, Twice	7, at CT 9/27/04
MINS	20	48, vs. IND 6/18/05	39, at PHX 9/21/13



GAME BY GAME STATS

[illegible]

#2	RIQUNA WILLIAMS	GUARD	5-7	05/28/90	MIAMI (FLA.)	6TH SEASON
----	-----------------	-------	-----	----------	--------------	------------

2019 Regular Season Averages:

G-GS	PPG	RPG	APG	SPG	BPG	MPG	FG%	3FG%	FT%
6-0	9.2	2.7	1.5	1.5	0.2	21.7	30.9	36.7	90.9

	2019 Season Highs	Career Highs	Playoff Career Highs
PTS	25	51, vs. SA 9/8/13	7, at MIN 10/4/17
REB	4	9, vs. SEA 9/12/13	2, at PHO 9/17/15
AST	4	6 (3 Times)	1, vs. MIN 9/29/17 (Twice)
STL	2	5 (3 Times)	1, vs. MIN 9/29/17 (3 Times)
BLK	1	2 (4 Times)	--
FGM	7	17, SA 9/8/13	2, at MIN 10/4/17
3FGM	4	8, vs. SA 9/8/13	1, at MIN 10/4/17 (3 Times)
FTM	7	18, at ATL 7/7/15	2, at MIN 10/4/17
MINS	28:32	39, PHO 8/4/15	16, at PHO 9/17/15



GAME BY GAME STATS

[illegible]

#3	CANDACE PARKER	FORWARD/CENTER	6-4	4/19/86	TENNESSEE	11TH SEASON
----	----------------	----------------	-----	---------	-----------	-------------

2018 Regular Season Averages:

G-GS	PPG	RPG	APG	SPG	BPG	MPG	FG%	3FG%	FT%
68-90	73-88	10-12	1-2	1-2	1-2	1-2	1-2	1-2	1-2

	2019 Season Highs	Career Highs	Playoff Career Highs
PTS	-	40, vs HOU 7/9/08	33, vs. MIN 10/7/12
REB	-	20, at SA 6/1/13	18, at PHO 9/25/09
AST	-	11, at WAS 6/15 /18	11, at PHO 9/17/17
STL	-	8, vs IND 8/18/15	5, vs. MIN 9/29/17
BLK	-	9, vs TUL 6/20/12	4, at MIN 10/4/17 (5 Times)
FGM	-	14, vs SEA 7/25/13	14, vs. MIN 10/7/12
3FGM	-	5, Twice	3, at CHI 10/4/16 (4 Times)
FTM	-	14 vs. SEA 7/25/13	15, at CHI 10/4/16
MINS	-	48, Twice	40, at MIN 9/22/15 (4 Times)



GAME BY GAME STATS


[illegible]

#7	MARIA VADEEVA	FORWARD/CENTER	6-4	6/16/98	RUSSIA	2ND SEASON
----	---------------	----------------	-----	---------	--------	------------

2019 Regular Season Averages:

G-GS	PPG	RPG	APG	SPG	BPG	MPG	FG%	3FG%	FT%
1-1	24.0	5.0	1.0	2.0	3.0	24.0	.55	50.0	0

	2019 Season Highs	Career Highs	Playoff Career Highs
PTS	24	24, at LV 5/26/19	--
REB	5	7, at LV 6/29/18	--
AST	1	2, vs. DAL 6/26/18	--
STL	2	2, @ DAL 6/22/18	--
BLK	3	3, vs. DAL 6/26/18	--
FGM	11	3, 3 times	--
3FGM	2	1, 2 times	--
FTM	0	3, at LV 6/29/18	--
MINs	24	13, @ DAL 6/22/18	--



GAME BY GAME STATS


[illegible]

#10	TIERRA RUFFIN-PRATT	GUARD/FORWARD	5-11	04/11/91	NORTH CAROLINA	6TH SEASON
-----	---------------------	---------------	------	----------	----------------	------------

2019 Regular Season Averages:

G-GS	PPG	RPG	APG	SPG	BPG	MPG	FG%	3FG%	FT%
7-6	6.7	3.4	2.9	1.0	1.4	23.4	42.5	41.7	88.9

	2019 Season Highs	Career Highs	Playoff Career Highs
PTS	17	20, vs. LA 6/23/15	17, vs. NY 9/22/15
REB	7	12, vs. SEA 6/27/17	9, vs. NY 9/10/17
AST	5	6, six times	4, vs. NY 9/10/17
STL	2	4, vs. SAN 7/25/17	4, vs. NY 9/22/15
BLK	3	3, Three times	1, NY 9/22/15
FGM	6	14, two times	6, vs. NY 9/22/15
3FGM	2	4, vs. NY 9/13/16	2, vs. SEA 9/12/18
FTM	3	9, vs. SAN 8/28/16	6, vs. MIN 9/12/17
MINS	35:08	40, vs. SEA 5/26/16	29, vs. NY 9/22/15



GAME BY GAME STATS


[illegible]

#12	CHELSEA GRAY	GUARD	5-11	10/8/92	DUKE	4TH SEASON
-----	--------------	-------	------	---------	------	------------

2019 Regular Season Averages:

G-GS	PPG	RPG	APG	SPG	BPG	MPG	FG%	3FG%	FT%
7-7	16.7	2.9	5.3	0.7	0.3	30.4	45.7	45.8	95.2

	2019 Season Highs	Career Highs	Playoff Career Highs
PTS	29	29, at NY 6/4/19	27, at MIN 9/24/17
REB	4	9, at CHI 8/30/15	6, vs. PHO 9/14/17
AST	9	11, vs NY 6/24/18	9, vs. MIN 10/1/17
STL	1	3, Twice	3, at MIN 10/4/17 (Twice)
BLK	2	3, at Chi 6/17/18	2, vs. MIN 9/29/17
FGM	10	10, at NY 6/4/19	10, at MIN 9/24/17
3FGM	4	4, 3 Times	4, at MIN 9/24/17 (Twice)
FTM	6	6, vs MIN 9/6/16	6, at MIN 10/9/16
MINS	33:43	36, 3 times	38, vs. PHO 9/14/17



GAME BY GAME STATS

[illegible]

#13	CHINEY OGWUMIKE	FORWARD/CENTER	6-4	03/22/92	STANFORD	3RD SEASON
-----	-----------------	----------------	-----	----------	----------	------------

2019 Regular Season Averages:

G-GS	PPG	RPG	APG	SPG	BPG	MPG	FG%	3FG%	FT%
7-6	14.9	7.3	1.3	1.6	1.0	28.3	52.4	0	84.2

	2019 Season Highs	Career Highs	Playoff Career Highs
PTS	26	30, vs. SEA 6/15/18	2, vs. PHX 8/23/18
REB	14	17, vs. NY 6/29/14	3, vs. PHX 8/23/18
AST	4	4, vs. NY 6/14/19	1, vs. PHX 8/23/18
STL	3	4, two times	2, vs. PHX 8/23/18
BLK	2	7, vs. DAL 7/20/16	–
FGM	9	13, vs. SEA 6/15/18	1, vs. PHX 8/23/18
3FGM	0	1, vs. NY 6/7/18	–
FTM	6	8, vs. CHI 8/10/18	–
MINS	35:43	40, two times	19



GAME BY GAME STATS

[illegible]

#21	KALANI BROWN	CENTER	6-7	03/21/97	BAYLOR	R-SEASON
-----	--------------	--------	-----	----------	--------	----------

2019 Regular Season Averages:

G-GS	PPG	RPG	APG	SPG	BPG	MPG	FG%	3FG%	FT%
7-0	3.4	4.0	0.1	0.4	0.6	13.4	36.0	0	75.0

	2018 Season Highs	Career Highs	Playoff Career Highs
PTS	6	6, @ PHX 6/14/19	–
REB	5	5, Three Times	–
AST	1	1, vs. CT 5/31/19	–
STL	1	1, @LV 5/26/19	–
BLK	2	2, @LV 5/26/19	–
FGM	3	3, @ PHX 6/14/19	–
3FGM	--	--	–
FTM	2	2, Three times	–
MINs	21:04	16, @LV 5/26/19	–



GAME BY GAME STATS

[illegible]

#24	SYDNEY WIESE	GUARD	6-0	6/16/95	OREGON STATE	2ND SEASON
-----	--------------	-------	-----	---------	--------------	------------

2019 Regular Season Averages:

G-GS	PPG	RPG	APG	SPG	BPG	MPG	FG%	3FG%	FT%
7-6	3.6	1.6	1.1	0.4	0.4	18.7	32.3	27.8	-

	2019 Season Highs	Career Highs	Playoff Career Highs
PTS	8	22 vs WAS 5/19/17	--
REB	4	4 vs. CT 5/31/19	--
AST	4	4, at CT 6/6/19	--
STL	2	2, at MN 6/8/19	--
BLK	1	1, 4 times	--
FGM	3	8 vs WAS 5/19/17	--
3FGM	2	6 vs WAS 5/19/17	--
FTM	0	3, vs. NY 8/4/17	--
MINS	29:44	30 vs CT 5/31/19	1, vs. PHO 5/19/17



GAME BY GAME STATS

Date	Opponent	MIN	FG-A	PCT	3PM-A	PCT	FTM-A	PCT	OFF	DEF	TOT	AST	STL	BLK	TO	PF	PTS
5/26	@LV	2	0 - 0	0.0	0 - 0	0.0	0 - 0	-	0	0	0	0	0	0	0	0	0
5/31	CT	29:44	1 - 5	20.0	1 - 4	25.0	0 - 0	-	0	4	4	0	1	1	1	0	3
6/4	@NY	26:52	3 - 8	37.5	2 - 4	50.0	0 - 0	-	0	1	1	0	0	0	2	1	8
6/6	@CT	26:30	3 - 8	37.5	1 - 6	16.7	0 - 0	-	0	2	2	4	0	1	0	2	7
6/8	@MIN	15:34	0 - 5	-	0 - 2	-	0 - 0	-	0	0	0	0	2	1	1	0	0
6/14	@PHO	15:17	2 - 2	100.0	-	-	-	-	0	1	1	2	0	0	1	1	4
6/15	NY	14:16	1-3	33.3	1-2	50.0	0-0	-	0	3	3	2	0	0	1	0	3
6/18	WASH																
6/21	@SEA																
6/23	@PHO																
6/27	LV																
6/30	CHI																
7/7	WASH																
7/9	@DAL																
7/12	@IND																
7/14	@ATL																
7/18	DAL																
7/20	@NY																
7/23	@ATL																
8/1	LV																
8/4	SEA																
8/8	PHO																
8/11	CHI																
8/14	@DAL																
8/16	@CHI																
8/20	MIN																
8/22	IND																
8/25	CT																
8/27	@WASH																
8/29	@IND																
8/31	@LV																
9/3	ATL																
9/5	SEA																
9/8	MIN																

