

LOS ANGELES SPARKS 2019 GAME NOTES



Los Angeles Sparks (4-2) vs. New York Liberty (2-5)

June 15, 2019

Staples Center | 7:00 pm (PT) | NBA TV, Spectrum SportsNet



PRESEASON SCHEDULE

Date	Opponent	Time/Result	Record
5/11	at Phoenix*	L, 75-82	N/A
5/17	SEATTLE*	W, 92-85	N/A

REGULAR SEASON SCHEDULE

Date	Opponent	Time/Result	Record
5/26	at Las Vegas	L, 70-83	0-1
5/31	CONNECTICUT	W, 77-70	1-1
6/4	at New York	W, 78-73	2-1
6/6	at Connecticut	L, 89-77	2-2
6/8	at Minnesota	W, 89-85	3-2
6/14	at Phoenix	W, 85-68	4-2
6/15	NEW YORK	7:00 p.m.	
6/18	WASHINGTON	7:30 p.m.	
6/21	at Seattle	7:00 p.m.	
6/23	at Phoenix	3:00 p.m.	
6/27	LAS VEGAS	7:30 p.m.	
6/30	CHICAGO	2:00 p.m.	
7/7	WASHINGTON	2:00 p.m.	
7/9	at Dallas	10:00 a.m.	
7/12	at Indiana	4:00 p.m.	
7/14	at Atlanta	12:00 p.m.	
7/18	DALLAS	12:30 p.m.	
7/20	at New York	12:00 p.m.	
7/23	at Atlanta	4:00 p.m.	
8/1	LAS VEGAS	7:00 p.m.	
8/4	SEATTLE	2:00 p.m.	
8/8	PHOENIX	7:00 p.m.	
8/11	CHICAGO	2:00 p.m.	
8/14	at Dallas	5:00 p.m.	
8/16	at Chicago	5:00 p.m.	
8/20	MINNESOTA	7:30 p.m.	
8/22	INDIANA	7:30 p.m.	
8/25	CONNECTICUT	2:00 p.m.	
8/27	at Washington	4:00 p.m.	
8/29	at Indiana	4:00 p.m.	
8/31	at Las Vegas	7:30 p.m.	
9/3	ATLANTA	7:30 p.m.	
9/5	SEATTLE	7:30 p.m.	
9/8	MINNESOTA	1:00 p.m.	

* = Preseason

All times listed are Pacific Time

CONTACT INFORMATION

Eli Horowitz

Director, Public Relations and Communications
ehorowitz@la-sparks.com
(847) 644-9932

Natalie Gilmore

Coordinator, Public Relations and Communications
ngilmore@la-sparks.com
(661) 714-8051



@LA_Sparks



@LA_Sparks



Los Angeles Sparks

SPARKS ALL STARS

G		12		CHELSEA GRAY						5'11"		170 LBS			
GP/GS	6/6	PPG	16.5	RPG	2.7	APG	5.2	SPG	0.7	FG%	44.9	3FG%	47.4	MPG	30.7

Gray recorded her 500th career assist and scored a career-high 29 points against the Liberty on June 4. Gray also logged a 21-point performance to help the Sparks defeat the Minnesota Lynx on June 8, eclipsing the 1500-point career milestone. The two-time All-Star finished last season sixth in the league in assists per game and tallied new career highs in points, field goals, offensive rebounds, assists, steals and blocks.

F/C	13	CHINEY OGWUMIKE							6'4"		173 LBS				
GP/GS	6/5	PPG	13.0	RPG	6.2	APG	0.8	SPG	1.7	FG%	50.0	3FG%	0.0	MPG	27.2

Ogwumike joined the Sparks starting lineup for 2019 following her offseason trade from the Sun and put up 20 points in the teams' first head-to-head meeting on May 31. The former Rookie of the Year followed that performance with her first double-double of the season in a win over the Liberty on June 4. Ogwumike – a two-time All-Star – is currently leading the Sparks in offensive rebounds at 3.0 per game, which ranks third in the league.

F	3	CANDACE PARKER	6'4"	175 LBS								
GP/GS	-/-	PPG	-	RPG	-	APG	-	SPG	-	FG%	-	3FG%

The former Rookie of the Year, two-time MVP, five-time All-Star and 2016 WNBA Finals MVP passed the 5,000 career points milestone during the 2018 season. The 2008 and 2012 Olympic gold medalist also became the 12th player in WNBA history to reach the 2,500 rebound milestone. Parker's 4.7 assists per game in 2018 ranked eighth overall in the WNBA and first overall for non-point guards.

G/F	0	ALANA BEARD					5'11"	160 LBS							
GP/GS	1/1	PPG	5.0	RPG	3.0	APG	4.0	SPG	0	FG%	.500	3FG%	0	MPG	20

Beard notched five points and dished out four assists against the Las Vegas Aces in the first game of the 2019 season. The 2017 and 2018 Defensive Player of the Year started in 30 regular season and two playoff games for the Sparks last season. Beard's 1.5 steals per game ranked fourth in the WNBA in 2018. She leads all active WNBA players in career steals.

F	30	NNEKA OGWUMIKE				6'2"	174 LBS								
GP/GS	6/6	PPG	14.5	RPG	10.3	APG	1.7	SPG	1.8	FG%	43.6	3FG%	46.7	MPG	30.1

The five-time WNBA All-Star, 2016 WNBA MVP and former Rookie of the Year notched her third double-double of the season, registering 21 points and 10 rebounds against Connecticut on June 6. The forward's 10.3 rebounds per game currently ranks second in the league, while her 1.8 steals per game ranks fourth. Ogwumike finished third in the WNBA in steals per game and reached the 3,500 career point mark in 2018.

PLAYER UPDATES

NUM.	PLAYER	POS.	REASON
0	Alana Beard	G/F	Left Leg
3	Candace Parker	F/C	Hamstring
7	Maria Vadeeva	F/C	Overseas

WHERE DID YOU COME FROM?

NUM.	PLAYER	HOW ACQUIRED
0	Alana Beard	Free agent (2012)
1	Alexis Jones	Trade (2019)
2	Riquna Williams	Trade (2016)
3	Candace Parker	Draft (2008)
5	Marina Mabrey	Draft (2019)
7	Maria Vadeeva	Draft (2018)
10	Tierra Ruffin-Pratt	Free agent (2019)
12	Chelsea Gray	Trade (2016)
13	Chiney Ogumike	Trade (2019)
21	Kalani Brown	Draft (2019)
22	Ashley Walker	Free Agent (2019)
24	Sydney Wiese	Draft (2017)
30	Nneka Ogumike	Draft (2012)

MILESTONE WATCH

PLAYER	MILESTONE (CURRENT)
Candace Parker	5500 points (5113) 1200 assists (1154) 3000 rebounds (2548) 550 blocks (501)
Alana Beard	5000 points (4693) 1100 assists (1042) 250 blocks (217) 700 steals (698)
Nneka Ogumike	4000 points (3652) 2000 rebounds (1714)
Chiney Ogumike	1500 points (1421) 1000 rebounds (749)
Chelsea Gray	2000 points (1536) 1000 assists (520)

PRONOUNCIATION

PLAYER/COACH	PRONOUNCIATION
Alana Beard	ah-LAY-nah
Nneka Ogumike	NEH-kuh Oh-gwoo-MIH-kay
Chiney Ogumike	Chin-AY Oh-gwoo-MIH-kay
Sydney Wiese	WEECE (rhymes with REESE)
Maria Vadeeva	vuh-DEE-vuh

COACHING STAFF

NAME	ROLE
Derek Fisher	Head Coach
Latricia Trammell	Assistant Coach
Fred Williams	Assistant Coach
Jamal "Dash" Lovell	Player Development Coach
Courtney Watson	Athletic Trainer
Kelly Dormandy	Strength and Conditioning Coach
Rachel Schrote	Video Coordinator

BACK-TO-BACK

Exactly 24 hours after tip-off in Phoenix on Friday Night, the Los Angeles Sparks return to Staples Center for their second home game of the 2019 season. The Sparks host the Liberty on June 15, almost two weeks after Los Angeles disbanded New York, 78-73 on their home court. Chelsea Gray posted a season and career high 29 points and 10 field-goals to lead the Sparks to victory in New York. Gray also recorded 21 points and nine rebounds in the Sparks victory over Phoenix last night.

SCHOOL OF FISHER

The Los Angeles Sparks named Derek Fisher as its new head coach during the offseason on December 5, 2018. Fisher won five titles in 18 NBA seasons with the Los Angeles Lakers, and played alongside Kobe Bryant and Shaquille O'Neal en route to three consecutive titles from 2000 to 2002. Fisher began his coaching career as the head coach of the New York Knicks during the 2015-2016 season. The Sparks' 12th head coach hopes to translate his championship experience to the Sparks as he enters his first season in the league for the 2019 WNBA season.

NEW FACES

In addition to bringing in head coach Derek Fisher, the Los Angeles Sparks also made some roster changes as well. The Sparks took center Kalani Brown as the seventh overall pick and guard Marina Mabrey as the 19th overall pick in the 2019 WNBA Draft. Following the draft, Los Angeles acquired guard Alexis Jones from the Minnesota Lynx in exchange for guard Odyssey Sims, before trading a first-round pick to the Connecticut Sun in exchange for two-time All-Star forward/center Chiney Ogumike. Before the draft, the Sparks signed free agent guard Tierra Ruffin-Pratt, who played six seasons with the Washington Mystics and helped them reach the 2018 WNBA Finals. The Sparks made a late addition in acquiring Ashley Walker on 6/3. Walker was a member of the Sparks training camp roster and in two preseason games she averaged 14 points and four rebounds.

IT ALL STARTS UP FRONT

Already with a deep frontcourt in forwards Candace Parker, Nneka Ogumike, and Maria Vadeeva last season, the Sparks will add forward/center Chiney Ogumike and center Kalani Brown to the rotation. The three were vital to the Sparks posting the WNBA's fifth best field goal percentage of 45.2 during Los Angeles' 2018 year campaign. Ogumike averaged 14.4 points and 7.5 rebounds per game in Connecticut, shooting a career-high 60.3 percent from the field. Brown – who helped Baylor win the 2019 NCAA Championship – averaged 15.6 points and 8.1 rebounds per game during her senior season.

AB'S D

Guard/forward Alana Beard earned WNBA's Defensive Player of the Year award for the second consecutive season after winning the award in 2018. Beard is just the second Sparks player to earn the award, joining Lisa Leslie (2004, 2008). Entering her 14th season in 2019, Beard started in the 30 regular-season games that she played, after starting 34 regular-season games in back-to-back seasons in 2017 and 2018. Beard was a catalyst of a Sparks defense that averaged a league-best 8.5 steals per game – the second straight season Los Angeles has lead the WNBA in steals.

GRAY SCALE

The Sparks announced the resigning of guard Chelsea Gray on April 30. Gray evolved into one of the best point guards in the league, averaging new career-highs in points (14.9), assists (5.1), rebounds (3.4) and steals (1.4) in her second season as a full time starter. In her fourth season in the league, Gray earned her second consecutive WNBA All-Star honors after having a breakout season in 2017. She opened last season with a game-winning buzzer-beater to give the Sparks a 77-76 win over the Minnesota Lynx. Gray recorded her 500th career assist and scored a career high 29 points in the third game of 2019 at New York. The point guard also achieved her 1500 career points milestone on June 8 at Minnesota.

2019 LOS ANGELES SPARKS ROSTER

NUM.	PLAYER	POS.	HT.	YRS OF EXP.	DOB	COLLEGE
0	Alana Beard	G/F	5'11"	13	05/14/82	Duke
1	Alexis Jones	G	5'9"	2	05/08/94	Baylor
2	Riquna Williams	G	5'7"	6	05/28/90	Miami (Fla.)
3	Candace Parker	F/C	6'4"	11	04/19/86	Tennessee
5	Marina Mabrey	G	5'11"	R	11/14/96	Notre Dame
7	Maria Vadeeva*	F/C	6'4"	1	07/16/98	Russia
10	Tierra Ruffin-Pratt	G/F	5'11"	6	04/11/91	North Carolina
12	Chelsea Gray	G	5'11"	4	10/08/92	Duke
13	Chiney Ogumike	F/C	6'4"	3	03/22/92	Stanford
21	Kalani Brown	C	6'7"	R	03/21/97	Baylor
22	Ashley Walker	F/C	6'1"	3	02/24/87	California
24	Sydney Wiese	G	6'0"	2	06/16/95	Oregon State
30	Nneka Ogumike	F	6'2"	7	07/02/90	Stanford

*will return after overseas commitments

2019 LA SPARKS ROSTER



ALANA BEARD
Position: G/F
Height: 5'11"
DOB: 5/14/82
College: Duke



ALEXIS JONES
Position: G
Height: 5'9"
DOB: 5/8/94
College: Baylor



RIQUANA WILLIAMS
Position: G
Height: 5'7"
DOB: 5/28/90
College: Miami



CANDACE PARKER
Position: F/C
Height: 6'4"
DOB: 4/19/86
College: Tennessee



MARINA MABREY
Position: G
Height: 5'11"
DOB: 9/14/96
College: Notre Dame



MARIA VADEEVA
Position: F/C
Height: 6'4"
DOB: 7/16/98
College: Russia



TIERRA RUFFIN-PRATT
Position: G/F
Height: 5'11"
DOB: 4/11/91
College: North Carolina



CHELSEA GRAY
Position: G
Height: 5'11"
DOB: 10/8/92
College: Duke



CHINEY OGUMIKE
Position: F/C
Height: 6'4"
DOB: 3/22/92
College: Stanford



KALANI BROWN
Position: C
Height: 6'7"
DOB: 3/21/97
College: Baylor



SYDNEY WIESE
Position: G
Height: 6'0"
DOB: 6/16/95
College: Oregon State



NNEKA OGUMIKE
Position: F
Height: 6'2"
DOB: 7/2/90
College: Stanford




ASHLEY WALKER
Position: F
Height: 6'1"
DOB: 2/24/87
College: UC Berkeley

***WILL RETURN FROM OVERSEAS COMMITMENTS**

COACHING STAFF



DEREK FISHER
HEAD COACH




FRED WILLIAMS
ASSISTANT COACH



LATRICA TRAMMELL
ASSISTANT COACH



COURTNEY WATSON
DIRECTOR OF
SPORTS MEDICINE/
HEAD ATHLETIC
TRAINER



KELLY DORMANDY
STRENGTH &
CONDITIONING
COACH



JAMAL LOVELL
PLAYER
DEVELOPEMENT
COACH

NEW YORK LIBERTY

PREVIEW: The Los Angeles Sparks return home after four straight games on the road to take on the New York Liberty. The Sparks are coming off of a matchup with the Phoenix Mercury, where the Sparks downed the Mercury 85-68.

The New York Liberty started off the 2019 season with a 2-5 record, winning their first game of the season against the Las Vegas Aces by a score of 88-78. It was New York's first victory in their last 17 games, dating back to the 2018 season, where they defeated the Chicago Sky 107-84, on July 15th. Los Angeles traveled to the east coast to take on the Liberty on June 4th in White Plains, New York, where the Sparks were victorious by a score of 78-73.



Sparks guard Chelsea Gray led all scorers in the game with 29 points, her career high in points scored in a single game. Gray also shot 50% from the field, while making four three pointers over the course of her 32 minutes on the court. Gray went on to score eight of the final ten Sparks' points in the game, including a personal 5-0 run in the third quarter. In addition to her high scoring, Gray recorded a personal milestone, eclipsing the 500 career assists mark. Forward Chiney Ogumike also provided the Sparks with a double-double (15 points and 10 rebounds), her first as a member of the Sparks.

Leading New York in the game was center Tina Charles, who had a double-double of her own with 21 points and 14 rebounds. With her 21 points in the contest, Charles became the New York Liberty's all-time leading scorer, breaking Vicki Johnson's record of 3,247 points as a member of the Liberty.

During the offseason, the New York Liberty received the second overall selection of the 2019 WNBA Draft, where they selected Asia Durr, a guard from the University of Louisville, as well as Han Xu, a center from China in the second round. Durr averaged 21.2 points in her senior season, while shooting 44% from the field, leading Louisville to the Elite Eight. In her first two games of 2019 season, Durr has averaged 10 points per game as well as played 26 minutes per game. In addition to the draft, the Liberty signed French guard Marine Johannes, who averaged 15.1 points per game for Tango Bourges Basket of the Ligue Feminine de Basketball.

Since 2016, the Sparks and Liberty have faced off against one another nine times, with the Sparks victorious in eight of those contests. The Liberty are looking for their first victory against the Sparks since August 13th, 2017, where New York won 83-69, who were led in scoring by Tina Charles who tallied 21 points and 7 rebounds.

HEAD COACH: Katie Smith, 2nd season

Probable Starters:

C	Tina Charles
G	Kia Nurse
G	Brittany Boyd
G	Asia Durr
F	Amanda Zahui B.

SPARKS' MOST RECENT GAME at PHX (6/14/19)							SPARKS LAST GAME AGAINST LIBERTY (6/4/19)							NY MOST RECENT GAME (6/14/19)						
	1	2	3	4	OT	FINAL		1	2	3	4	OT	FINAL		1	2	3	4	OT	FINAL
LA	20	18	24	23	—	85	LA	16	20	21	21	—	78	NY	15	16	19	15	—	65
PHX	20	16	14	18	—	68	NY	19	15	21	18	—	73	LV	35	31	19	15	—	100
Biggest Lead: LA: 20 PHX: 5							Biggest Lead: LA: 6 NY: 5							Biggest Lead: NY: 0 LV: 42						
Lead Changes: 6 Times Tied: 8							Lead Changes: 12 Times Tied: 9							Lead Changes: 0 Times Tied: 0						
Points: LA: Gray 21 PHX: Griner 24							Points: LA: Gray 29, NY: Charles 21							Points: NY: Nurse 12, LV: Plum 19						
Rebounds: LA: N. Ogumike 8							Rebounds: LA: C. Ogumike 10,							Rebounds: NY: Gray 5, LV: Wilson 8						
PHX: Griner 13							NY: Charles 14							Assists: NY: Boyd 5, LV: Young 8						
Assists: LA: Gray 9, PHX: January 5							Assists: LA: Gray 4, NY: Boyd 6													

PHOENIX MERCURY

Recap: PHOENIX (June 14, 2019) – The Los Angeles Sparks used a dominant defensive performance and strong 3-point shooting to pull away from the Phoenix Mercury, winning 85-68 on the road. Nneka Ogumike scored the first points of the game off an assist from Sydney Wiese, who was starting her first regular season game in her hometown of Phoenix.



Both teams struggled early to get in a flow offensively, as two Tierra Ruffin-Pratt free throws made it 6-6 halfway through the first quarter. Three straight Chelsea Gray 3-pointers put the Sparks up 17-13 as Gray would catch fire and add another triple, her fourth in the opening period. But the Mercury ended the quarter on a 7-3 run and the game was tied at 20-20 after the first quarter.

Brittney Griner took charge early in the second quarter, getting into double-figures and giving the Mercury a 27-22 lead, but Riquna Williams responded with back-to-back 3-pointers to give the Sparks a 28-27 lead and force a Phoenix timeout. The teams exchanged baskets throughout the rest of the second quarter, and the Sparks took a 38-36 lead into the intermission.

The Sparks started the third quarter with the first four points before a DeWanna Bonner 3-pointer cut the lead to 42-39 Sparks. A Chelsea Gray no look pass to Chiney Ogumike put the Sparks up 46-39 and forced a Phoenix timeout. Gray followed with a three-point play to give the Sparks their largest lead of the game, 49-39. A Griner dunk forced a Sparks timeout with the score 49-43, but the Sparks responded with a 7-2 run to force a Mercury timeout with the Sparks leading 56-45. A Ruffin-Pratt 3-pointer gave the Sparks a 60-47 lead as she reached double-figures for the second straight game. The Sparks took a 62-50 lead into the fourth quarter.

Back-to-back layups from Nneka put the Sparks up 68-50, their largest lead of the game early in the fourth. The Sparks continued to cruise with a dominant defensive effort, holding the Mercury to 34.7% from the field and pushing the lead to as much as 20 points. The win was the Sparks second consecutive and their fourth in five games.

Up Next: The Sparks travel home for the second leg of a back-to-back Saturday night against the New York Liberty at 7 p.m. PT on Spectrum SportsNet.

SPARKS' MOST RECENT GAME at PHX (6/14/19)

	1	2	3	4	OT	FINAL
LA	20	18	24	23	—	85
PHX	20	16	14	18	—	68

Biggest Lead: LA: 20 | PHX: 5
Lead Changes: 6 | **Times Tied:** 8

Points: LA: Gray 21 PHX: Griner 24
Rebounds: LA: N. Ogumike 8
 PHX: Griner 13
Assists: LA: Gray 9, PHX: January 5

2019 TEAM BOX SCORE

DATE	OPPONENT	MIN	FG-A	PCT	3PM-A	PCT	FTM-A	PCT	OFF	DEF	TOT	AST	STL	BLK	TO	PF	PTS
5/26	@LV	200:0	28 - 77	36.4	5 - 13	38.5	9 - 13	69.2	10	30	40	17	9	8	14	22	70
5/31	CT	200:0	28 - 72	38.9	6 - 20	30.0	15 - 17	88.2	9	30	39	15	6	4	10	22	77
6/4	@NY	200:0	27 - 78	34.6	8 - 21	38.1	16 - 20	80.0	13	27	40	15	9	6	12	15	78
6/6	@CT	200:0	29 - 66	43.9	8 - 25	32.0	11 - 12	91.7	7	18	25	23	13	4	21	18	77
6/8	@MIN	200:0	32 - 74	43.2	9 - 25	36.0	16 - 17	94.1	12	21	33	18	13	5	16	21	89
6/14	@PHX	200:0	34 - 66	51.5	9 - 19	47.4	8 - 9	88.9	5	25	30	19	7	4	9	21	85
6/15	NY																
6/18	WASH																
6/21	@SEA																
6/23	@PHX																
6/27	LV																
6/30	CHI																
7/7	WASH																
7/9	@DAL																
7/12	@IND																
7/14	@ATL																
7/18	DAL																
7/20	@NY																
7/23	@ATL																
8/1	LV																
8/4	SEA																
8/8	PHO																
8/11	CHI																
8/14	@DAL																
8/16	@CHI																
8/20	MIN																
8/22	IND																
8/25	CT																
8/27	@WASH																
8/29	@IND																
8/31	@LV																
9/3	ATL																
9/5	SEA																
9/8	MIN																

2019 REGULAR SEASON SUPERLATIVES

LOS ANGELES SPARKS HIGHS

Points, Game.....89 @ Minnesota 6/8
Points, First Half.....44 @ Minnesota 6/8
Points, Second Half..... 47 @Phoenix 6/14
Points, 1Q.....23 @ Las Vegas 5/26
Points, 2Q.....27 @ Minnesota 6/8
Points, 3Q.....24 @ Phoenix 6/14
Points, 4Q.....25 @ Connecticut 6/6
Points, Overtime.....N/A

Field Goals Made.....34 @ Phoenix 6/14
Field Goals Att.....78 @ New York 6/4
Field Goal Percentage...51.9% @ Phoenix 6/14
3FG Made.....9 @ Minnesota 6/8, @PHX 6/14
3FG Att..... 25 @ Connecticut 6/6, @MIN 6/8
3FG Percentage.....47.4 % @ Phoenix 6/14
Free Throws Made.....16 @ New York 6/4, @MIN 6/8
Free Throws Att..... 20 @ New York 6/4
FT Percentage.....94.1% @ Minnesota 6/8

Offensive Rebounds....13 @ New York 6/4
Defensive Rebounds...30 @ Las Vegas 5/26, vs. CT 5/31
Total Rebounds.....40 @ Las Vegas 5/26, @ NY 6/4

Assists.....23 @ Connecticut 6/6
Steals.....13 @ Connecticut 6/6, @MIN 6/8
Turnovers.....21 @ Connecticut 6/6
Blocked Shots..... 8 @ Las Vegas 5/26
Personal Fouls.....22 @ Las Vegas 5/26, vs. CT 5/31

OPPONENT HIGHS

Points, Game..... 89 @ Connecticut 6/6
Points, First Half..... 45 @ Las Vegas 5/26
Points, Second Half.....46 @ Connecticut 6/6, @MIN 6/8
Points, 1Q.....27 @ Las Vegas 5/26
Points, 2Q.....22 @ Minnesota 6/8
Points, 3Q.....27 @ Minnesota 6/8
Points, 4Q.....25 vs. Connecticut 5/31
Points, Overtime.....N/A

Field Goals Made.....34 @ Connecticut 6/6
Field Goals Att.....78 vs. Connecticut 5/31
Field Goal Percentage..46.6 % @ Connecticut 6/6
3FG Made.....6 vs. Connecticut 5/31
3FG Att.....23 vs. Connecticut 5/31
3FG Percentage.....33.3% @ New York 6/4
Free Throws Made.....20 @ Minnesota 6/8
Free Throws Att.....26 @ Minnesota 6/8
FT Percentage.....100 % @ Phoenix 6/14

LOS ANGELES SPARKS LOWS

-Points, Game.....70 @ Las Vegas 5/26
-Points, First Half.....32 @ Connecticut 6/6
-Points, Second Half.....39, Las Vegas 5/26, vs. CT 5/31
-Points, 1Q.....11 @ Connecticut 6/6
-Points, 2Q.....8 @ Las Vegas 5/26
-Points, 3Q.....16 vs. Connecticut 5/31
-Points, 4Q.....21 @ Las Vegas 5/26, @ NY 6/4
-Points, Overtime..... N/A

-Field Goals Made..... 27 @ New York 6/4
-Field Goals Att..... 66 @ Connecticut 6/6
-Field Goal Percentage.... 34.6% @ New York 6/4
-3FG Made.....5 @ Las Vegas 5/26
-3FG Att..... 13 @ Las Vegas 5/26
-3FG Percentage.....30.0% vs. Connecticut 5/31
-Free Throws Made.....8 @ Phoenix 6/14
-Free Throws Att.....9 @ Phoenix 6/14
-FT Percentage..... 80.0% @ New York 6/4

-Offensive Rebounds.....5 @ Phoenix 6/14
-Defensive Rebounds.....18 @ Connecticut 6/6
-Total Rebounds.....25 @ Connecticut 6/6

-Assists..... 15 vs. CT 5/31, @ NY 6/4
-Steals.....6 vs. Connecticut 5/31
-Turnovers.....9 @ Phoenix 6/14
-Blocked Shots.....4 vs. CT 5/31, @CT 6/6, @PHX 6/14
-Personal Fouls..... 15 @ New York 6/4

OPPONENT LOWS

-Points, Game.....70 vs. Connecticut 5/31
-Points, First Half.....31 vs. Connecticut 5/31
-Points, Second Half.....32 @ Phoenix 6/14
-Points, 1Q.....19 vs. Connecticut 5/31, @ NY 6/4
-Points, 2Q.....12 vs. Connecticut 5/31
-Points, 3Q.....14 vs. CT 5/31, @PHX 6/14
-Points, 4Q.....18V 5/26, @NY 6/4, @PHX 6/14
-Points, Overtime.....N/A

-Field Goals Made.....24 vs. Connecticut 5/31
-Field Goals Att.....67 @ Minnesota 6/8
-Field Goal Percentage...30.8% vs. Connecticut 5/31
-3FG Made.....4 @ Las Vegas 5/26, @ CT 6/6
-3FG Att.....14 @ Las Vegas 5/26
-3FG Percentage.....26.1% vs. Connecticut 5/31
-Free Throws Made..... 14 vs. New York 6/4
-Free Throws Att.....13 @ Phoenix 6/14
-FT Percentage.....64% vs. Connecticut 5/31

HEAD COACH DEREK FISHER



Derek Fisher was named the 12th head coach of the Los Angeles Sparks on December 5, 2018. Fisher is a Los Angeles basketball legend, playing 18 seasons in the NBA and winning five championships with the Los Angeles Lakers. Fisher was drafted 24th overall by the Lakers in 1996, and played alongside Kobe Bryant and Shaquille O'Neal en route to three consecutive titles from 2000-2002. He later added two more rings in 2009 and 2010 with Los Angeles. Fisher also played for the Golden State Warriors, Utah Jazz, Dallas Mavericks and Oklahoma City Thunder.

Fisher's accolades include holding the all-time NBA record for playoff game appearances (259). He's also known for hitting a buzzer-beater with 0.4 seconds left against the San Antonio Spurs in Game 5 of the 2004 Western Conference Semifinals as a member of the Lakers. In his time as a player, he served as president of the players' union from 2006-2013.

After finishing the 2013 season with the Thunder, Fisher transitioned to the sidelines, being named head coach of the New York Knicks on June 10, 2014. Fisher coached into the 2015-2016 season with New York, helping develop then-rookie Kristaps Porzingis.

Fisher is a native of Little Rock, Arkansas where he attended Parkview Arts and Science Magnet High School, lettering in basketball. He then attended the University of Arkansas at Little Rock, where he finished his four-year career second all-time in school history in points (1,393), assists (472) and steals (189). His senior year, he was named Sun Belt Conference Player of the Year.

In the spring of 2016, Fisher became a television analyst for TNT, NBA TV and later Spectrum SportsNet as an in-studio analyst for the Lakers.



Assistant Coach Fred Williams



Fred Williams was named assistant coach of the Los Angeles Sparks on Jan. 22, 2019 and brings over 35 years of collegiate and professional coaching experience. Most recently, Williams served as the Dallas Wings, previously Tulsa Shock, head coach from 2014-2018 where he coached WNBA All-Stars Skylar Diggins and Liz Cambage.

Williams launched his coaching career in 1983 as an assistant coach at USC where he coached standouts Cynthia Cooper, Pamela McGee,

Cheryl Miller, Lisa Leslie and Tina Thompson. Williams helped lead the Trojans to back-to-back NCAA titles in 1983 and 1984 before serving

as head coach from 1995-1997.

In addition to his time in Dallas, Williams previously served as head coach of the Utah Starzz from 1999-2001. Williams then spent six seasons with the Atlanta Dream, winning three WNBA Eastern Conference Championships. Williams took over Atlanta's head coach in 2012 and led the Dream to the WNBA finals in 2013.

Williams played for Boise State men's basketball program from 1976-1979 and averaged 12.0 points and 5.8 assists in his final season. The All-Big Sky Conference point guard played briefly in the NBA for the Utah Jazz before transitioning to a role on the sidelines. He also served as an advance scout for the Washington Mystics, Utah Jazz, Seattle Supersonics and Sacramento Kings.

Off the court, Williams is an avid musician who produces jazz music under the name "Freddy Bass Williams." He has released two jazz albums titled "Game Time" and "My Gift to You." Williams is originally from Inglewood, California, but currently resides in Irving, Texas with his wife Bo and their five children.

Assistant Coach Latricia Trammell



Latricia Trammell was named assistant coach of the Los Angeles Sparks on Jan. 22, 2019. Trammell most recently served as an assistant coach for the San Antonio Stars in 2017 where she worked with the first overall pick Kelsey Plum.

Trammell also served as head coach at Oklahoma State University, producing an 85-10 record with the Stars.

She led the team to back-to-back NAIA Division I women's basketball

national championships in 2014 and 2015, which earned her National Coach of the Year honors in those two years.

After her two titles at OCU, Trammell transitioned to Division I basketball and became an assistant coach for Georgia State from 2015-2017 before transitioning to the WNBA. Trammell holds a 255-131 overall high school and college coaching record in her 24 years on the sidelines.

The Oklahoma native debuted as a head coach when she took over the job at Western State (Colo.) University. Trammell spent five seasons with the Mountaineers and built Western State to be a top contender in the Rocky Mountain Athletic Conference. Trammell's team notched a 105-76 record and made five consecutive RMAC Shootout appearances, catapulting her to become the third winningest coach in program history.

Trammell formally served on the WBCA National Convention Advisory Board and on the voting committee for USA Today/ESPN D-II Top 25. The Seminole, Oklahoma native is also a frequent basketball clinician and was a former player for both Seminole State College and East Central Oklahoma.

Player Development Coach Jamal "Dash" Lovell



The Los Angeles Sparks named Jamal "Dash" Lovell their player development assistant coach on March 4, 2019. Lovell is a professional basketball skills trainer bringing over 11 years of experience working with NBA, WNBA and NCAA athletes, including Candace Parker, Paul George and Dwyane Wade. Lovell is currently involved with high-profile training clinics in Los Angeles, New York and Miami. In total, Lovell has helped 22 players play NCAA Division I basketball and has worked with over 30 NBA and WNBA players. Lovell, who's known for his training brand DashLetics, believes that aggressiveness, balance and footwork are the key components for success on the court.

#0	ALANA BEARD	GUARD/FORWARD	5-11	5/14/84	DUKE	13TH SEASON
----	-------------	---------------	------	---------	------	-------------

2019 Regular Season Averages:

G-GS	PPG	RPG	APG	SPG	BPG	MPG	FG%	3FG%	FT%
1-1	5.0	3.0	4.0	0	0	20.0	50.0	0	50.0

	2019 Season Highs	Career Highs	Playoff Career Highs
PTS	5	33, at PHX 6/4/08	22, at CT 9/29/04
REB	3	10, Twice	9, at PHX 9/21/13 (Twice)
AST	4	10, at SA 6/28/12	7, vs MIN 10/14/16 (Twice)
STL	0	7 vs. LA, 5/21/06	4, vs MIN 9/20/15 (Twice)
BLK	0	4, Twice	4, at CT 9/29/04
FGM	2	13, vs. SEA 7/23/06	9, at CT 9/29/04
3FGM	0	6, at ATL 6/3/08	1, vs. MIN 10/14/16 (6 times)
FTM	1	11, Twice	7, at CT 9/27/04
MINs	20	48, vs. IND 6/18/05	39, at PHX 9/21/13



GAME BY GAME STATS

[illegible]

#2	RIQUNA WILLIAMS	GUARD	5-7	05/28/90	MIAMI (FLA.)	6TH SEASON
----	-----------------	-------	-----	----------	--------------	------------

2019 Regular Season Averages:

G-GS	PPG	RPG	APG	SPG	BPG	MPG	FG%	3FG%	FT%
5-0	9.4	2.6	1.6	1.4	0.2	20.8	32.6	39.1	90.9

	2019 Season Highs	Career Highs	Playoff Career Highs
PTS	25	51, vs. SA 9/8/13	7, at MIN 10/4/17
REB	4	9, vs. SEA 9/12/13	2, at PHO 9/17/15
AST	4	6 (3 Times)	1, vs. MIN 9/29/17 (Twice)
STL	2	5 (3 Times)	1, vs. MIN 9/29/17 (3 Times)
BLK	1	2 (4 Times)	--
FGM	7	17, SA 9/8/13	2, at MIN 10/4/17
3FGM	4	8, vs. SA 9/8/13	1, at MIN 10/4/17 (3 Times)
FTM	7	18, at ATL 7/7/15	2, at MIN 10/4/17
MINS	28:32	39, PHO 8/4/15	16, at PHO 9/17/15



GAME BY GAME STATS


[illegible]

#3	CANDACE PARKER	FORWARD/CENTER	6-4	4/19/86	TENNESSEE	11TH SEASON
----	----------------	----------------	-----	---------	-----------	-------------

2018 Regular Season Averages:

[illegible]

	2019 Season Highs	Career Highs	Playoff Career Highs
PTS	-	40, vs HOU 7/9/08	33, vs. MIN 10/7/12
REB	-	20, at SA 6/1/13	18, at PHO 9/25/09
AST	-	11, at WAS 6/15 /18	11, at PHO 9/17/17
STL	-	8, vs IND 8/18/15	5, vs. MIN 9/29/17
BLK	-	9, vs TUL 6/20/12	4, at MIN 10/4/17 (5 Times)
FGM	-	14, vs SEA 7/25/13	14, vs. MIN 10/7/12
3FGM	-	5, Twice	3, at CHI 10/4/16 (4 Times)
FTM	-	14 vs. SEA 7/25/13	15, at CHI 10/4/16
MINS	-	48, Twice	40, at MIN 9/22/15 (4 Times)



GAME BY GAME STATS


[illegible]

#7	MARIA VADEEVA	FORWARD/CENTER	6-4	6/16/98	RUSSIA	2ND SEASON
----	---------------	----------------	-----	---------	--------	------------

2019 Regular Season Averages:

G-GS	PPG	RPG	APG	SPG	BPG	MPG	FG%	3FG%	FT%
1-1	24.0	5.0	1.0	2.0	3.0	24.0	.55	50.0	0

	2019 Season Highs	Career Highs	Playoff Career Highs
PTS	24	24, at LV 5/26/19	--
REB	5	7, at LV 6/29/18	--
AST	1	2, vs. DAL 6/26/18	--
STL	2	2, @ DAL 6/22/18	--
BLK	3	3, vs. DAL 6/26/18	--
FGM	11	3, 3 times	--
3FGM	2	1, 2 times	--
FTM	0	3, at LV 6/29/18	--
MINs	24	13, @ DAL 6/22/18	--



GAME BY GAME STATS


[illegible]

#10	TIERRA RUFFIN-PRATT	GUARD/FORWARD	5-11	04/11/91	NORTH CAROLINA	6TH SEASON
-----	---------------------	---------------	------	----------	----------------	------------

2019 Regular Season Averages:

G-GS	PPG	RPG	APG	SPG	BPG	MPG	FG%	3FG%	FT%
6-5	6.8	3.5	2.7	1.2	1.5	23.2	42.4	45.5	88.9

	2019 Season Highs	Career Highs	Playoff Career Highs
PTS	17	20, vs. LA 6/23/15	17, vs. NY 9/22/15
REB	7	12, vs. SEA 6/27/17	9, vs. NY 9/10/17
AST	5	6, six times	4, vs. NY 9/10/17
STL	2	4, vs. SAN 7/25/17	4, vs. NY 9/22/15
BLK	3	3, Three times	1, NY 9/22/15
FGM	6	14, two times	6, vs. NY 9/22/15
3FGM	2	4, vs. NY 9/13/16	2, vs. SEA 9/12/18
FTM	3	9, vs. SAN 8/28/16	6, vs. MIN 9/12/17
MINS	35:08	40, vs. SEA 5/26/16	29, vs. NY 9/22/15



GAME BY GAME STATS


[illegible]

#12	CHELSEA GRAY	GUARD	5-11	10/8/92	DUKE	4TH SEASON
-----	--------------	-------	------	---------	------	------------

2019 Regular Season Averages:

G-GS	PPG	RPG	APG	SPG	BPG	MPG	FG%	3FG%	FT%
6 - 6	16.5	2.7	5.2	0.7	0.3	30.7	44.9	47.4	95.2

	2019 Season Highs	Career Highs	Playoff Career Highs
PTS	29	29, at NY 6/4/19	27, at MIN 9/24/17
REB	4	9, at CHI 8/30/15	6, vs. PHO 9/14/17
AST	9	11, vs NY 6/24/18	9, vs. MIN 10/1/17
STL	1	3, Twice	3, at MIN 10/4/17 (Twice)
BLK	2	3, at Chi 6/17/18	2, vs. MIN 9/29/17
FGM	10	10, at NY 6/4/19	10, at MIN 9/24/17
3FGM	4	4, 3 Times	4, at MIN 9/24/17 (Twice)
FTM	6	6, vs MIN 9/6/16	6, at MIN 10/9/16
MINS	33:43	36, 3 times	38, vs. PHO 9/14/17



GAME BY GAME STATS

[illegible]

#13	CHINEY OGWUMIKE	FORWARD/CENTER	6-4	03/22/92	STANFORD	3RD SEASON
-----	-----------------	----------------	-----	----------	----------	------------

2019 Regular Season Averages:

G-GS	PPG	RPG	APG	SPG	BPG	MPG	FG%	3FG%	FT%
6-5	13.0	6.2	0.8	1.7	1.0	27.2	50.0	0	87.5

	2019 Season Highs	Career Highs	Playoff Career Highs
PTS	20	30, vs. SEA 6/15/18	2, vs. PHX 8/23/18
REB	10	17, vs. NY 6/29/14	3, vs. PHX 8/23/18
AST	2	3, four times	1, vs. PHX 8/23/18
STL	3	4, two times	2, vs. PHX 8/23/18
BLK	2	7, vs. DAL 7/20/16	–
FGM	9	13, vs. SEA 6/15/18	1, vs. PHX 8/23/18
3FGM	0	1, vs. NY 6/7/18	–
FTM	6	8, vs. CHI 8/10/18	–
MINS	35:43	40, two times	19



GAME BY GAME STATS

[illegible]

#21	KALANI BROWN	CENTER	6-7	03/21/97	BAYLOR	R-SEASON
-----	--------------	--------	-----	----------	--------	----------

2019 Regular Season Averages:

G-GS	PPG	RPG	APG	SPG	BPG	MPG	FG%	3FG%	FT%
6-0	3.7	4.0	0.2	0.5	.7	13.6	42.9	0	66.7

	2018 Season Highs	Career Highs	Playoff Career Highs
PTS	6	6, @ PHX 6/14/19	–
REB	5	5, Three Times	–
AST	1	1, vs. CT 5/31/19	–
STL	1	1, @LV 5/26/19	–
BLK	2	2, @LV 5/26/19	–
FGM	3	3, @ PHX 6/14/19	–
3FGM	--	--	–
FTM	2	2, Twice	–
MINs	21:04	16, @LV 5/26/19	–



GAME BY GAME STATS

[illegible]

#22	ASHLEY WALKER	FORWARD/CENTER	6-1	2/24/87	CALIFORNIA	4TH SEASON
-----	---------------	----------------	-----	---------	------------	------------

2019 Regular Season Averages:

G-GS	PPG	RPG	APG	SPG	BPG	MPG	FG%	3FG%	FT%
3 - 0	0.7	1.0	1.0	0.3	--	7.5	9.1	0	--

	2019 Season Highs	Career Highs	Playoff Career Highs
PTS	2	38 vs. ATL 6/30/16	27, vs. CHI 9/28/16
REB	2	20, at IND 7/12/12	14, vs. PHO 9/19/13
AST	3	8, Twice	6, vs. CHI 10/28/16
STL	1	6 vs. CHI 6/1/14	4, at CHI 10/4/16
BLK	-	5 vs. ATL 6/30/16	3, at CHI 10/4/16
FGM	1	13 vs. ATL 6/30/16	11, vs. LA 9/28/16
3FGM	-	3 vs SEA 5/13/17	2, vs. MIN 10/14/16
FTM	-	14 vs. WAS, 9/3/15	7, vs. PHO 9/23/13
MINS	12:04	42 Twice	38, at MIN 9/18/15



GAME BY GAME STATS

[illegible]

#24	SYDNEY WIESE	GUARD	6-0	6/16/95	OREGON STATE	2ND SEASON
-----	--------------	-------	-----	---------	--------------	------------

2019 Regular Season Averages:

G-GS	PPG	RPG	APG	SPG	BPG	MPG	FG%	3FG%	FT%
6 - 5	3.7	1.3	1.0	0.5	0.5	19.4	32.1	25.0	-

	2019 Season Highs	Career Highs	Playoff Career Highs
PTS	8	22 vs WAS 5/19/17	--
REB	4	4 vs. CT 5/31/19	--
AST	4	4, at CT 6/6/19	--
STL	2	2, at MN 6/8/19	--
BLK	1	1, 4 times	--
FGM	3	8 vs WAS 5/19/17	--
3FGM	2	6 vs WAS 5/19/17	--
FTM	0	3, vs. NY 8/4/17	--
MINS	29:44	30 vs CT 5/31/19	1, vs. PHO 5/19/17



GAME BY GAME STATS

[illegible]

#30	NNEKA OGWUMIKE	FORWARD	6-2	7/2/90	STANFORD	7TH SEASON
-----	----------------	---------	-----	--------	----------	------------

2019 Regular Season Averages:

G-GS	PPG	RPG	APG	SPG	BPG	MPG	FG%	3FG%	FT%
6 - 6	14.5	10.3	1.7	1.8	0.2	30.1	43.6	46.7	80.0

	2019 Season Highs	Career Highs	Playoff Career Highs
PTS	21	38 vs. ATL 6/30/16	27, vs. CHI 9/28/16
REB	15	20, at IND 7/12/12	14, vs. PHO 9/19/13
AST	3	8, Twice	6, vs. CHI 10/28/16
STL	4	6 vs. CHI 6/1/14	4, at CHI 10/4/16
BLK	1	5 vs. ATL 6/30/16	3, at CHI 10/4/16
FGM	8	13 vs. ATL 6/30/16	11, vs. LA 9/28/16
3FGM	4	4 at CT 6/6/19	2, vs. MIN 10/14/16
FTM	5	14 vs. WAS, 9/3/15	7, vs. PHO 9/23/13
MINS	33:39	42 Twice	38, at MIN 9/18/15



GAME BY GAME STATS

[illegible]